



TRADE PRODUCT OVERVIEW

LUMINAIRES V1

WHY LEDVANCE? BECAUSE WE ARE ADVANCING LIGHT

LEDVANCE is one of the world's leading companies in the lighting industry. We want to build on our position and develop the lighting market with our customers.

As technology trend experts, we are leading the way in meeting the rapidly changing demands for high-quality and long-lasting light. And as a strong local partner, we are proactive in our support for you in impressing your customers with innovative lighting ideas.

Helping you to boost your lighting sales with attractive, user-friendly, and intelligent lighting solutions. Let's go forward together and shape the future of light – with agility, speed, and flexibility.

CONTENTS

DOWNLIGHTS	6
— LED Value Superstar Downlight	7
— LED Value Commercial Downlight	7
— LED Performance Superstar Gimbal Downlight	8
— LED Performance Downlight Pro	8
— LED Performance Modular Downlight	9
BATTENS	10
— LED Eco TRI CCT Blade Batten	11
— LED Value Linkable Batten	11
— LED Value Wattage Switch TRI CCT Slim Batten	12
— LED Value Wattage Switch TRI CCT Wide Batten	12
PANELS	14
— LED Value Single CCT Panel	15
— LED Value Wattage Switch TRI CCT Panel	15
— LED Value High Output Panel	16
— LED Performance IndiviLED Panel	16
— LED Performance IndiviLED Pendant	17
WEATHERPROOFS	18
— LED Value Classic Weatherproof	19
— LED Value Wide Weatherproof	19
OYSTERS	20
— LED Value TRI Colour Oyster	21
— LED Value IP65 Oysters	21
BULKHEADS	22
— LED Value IP65 Polycarbonate Bulkhead	23
FLOODLIGHTS	24
— LED Value Security Floodlight	25
— LED Performance Floodlight	25
— LED Performance Olympus Floodlight	26
HIGHBAYS	28
— LED Performance Highbay	29
— LED Performance Kratos	29
LED STRIPS, SENSORS AND DIMMER	30
— LED Eco Strip Kit	31
— LED Value Dimmer	31
— LED Value PIR Motion Sensors	32
— LED Performance Microwave Motion Sensors	32
STREETLIGHTS	34
— LED Performance Theseus	35
— LED Performance Solar Streetlight	36
UV-C AIR PURIFIER	38
— UV-C Desktop Air Purifier	39
— UV-C Air Tube	40
LEDVANCE LAMP RANGE SUMMARY	42



PRODUCT SPECIFIC SYMBOLS



Dimmable



Adjustable colour temperature



Motion sensor



With solar panel



USB charging cable included



UV-C



Colour rendering index



IP Ingress protection rating



IK Impact rating



Uniform glare rating



Lifetime



Warranty



Flex and plug



Emergency symbol



Insulation contact rating



Product class

DOWNLIGHTS

Office, Reception & General Areas, Bathrooms & Boardrooms



LED Value Superstar Downlight

VALUE
CLASS

The LED Value Superstar Downlight offers high output and efficiency whilst being compact and versatile, providing a seamless design ideal for use through the modern home.

- High efficacy 122lm/W
- Available in single colour 3000K, 4000K, 5000K or TRI colour via dip switch
- 4 size options: Ø96x53mm (6W, cutout: 72-75mm), Ø113x57mm (7.5W, cutout: 92mm), Ø130x58mm (9W, cutout: 110mm) and Ø150x63mm (11W, cutout: 125mm)
- Flat or step recessed diffuser options with satin chrome and black trims (sold separately)
- Leading/trailing edge




LED Value Commercial Downlight

VALUE
CLASS

LED Value Commercial Downlight is a reliable and high efficacy LED recessed downlight with aluminium housing for general purpose applications. The long lifetime enables substantial energy and maintenance savings.

- High efficacy 100lm/W
- Available in TRI colour via dip switch
- 4 size options: Ø145x45mm (18W, cutout: 120-130mm), Ø170x45mm (25W, cutout: 140-150mm), Ø228x45mm (35W, cutout: 200-210mm) and Ø280x52mm (45W, cutout: 230-260mm)
- Unique heat sink design
- Leading/trailing edge



LED Performance Superstar Gimbal Downlight

PERFOR-
MANCE
CLASS

The LED Performance Superstar Gimbal Downlight is ideal for creating a dynamic lighting scheme. Modern design downlight in white with easy plug and play for a quick installation.



- High efficacy 90lm/W
- Available in single colour 3000K and 4000K
- 2 size options: Ø85x64.5mm (7W, cutout: 70mm), Ø105x71.5mm (10W, cutout: 92mm)
- 60° beam angle with 30° adjustable head



LED Performance Downlight Pro

PERFOR-
MANCE
CLASS

The LED Performance Downlight Pro is a professional downlight with stylish outlook and LEDVANCE branding design. High performance optics help achieve low glare installation. Ideal solution for indoor applications such as offices, restaurants and retail shops.



- High efficacy 120lm/W
- Available in single colour 3000K, 4000K and 5700K
- 3 size options: Ø132x51mm (8W, cutout: 110mm), Ø180x65mm (11W or 14W, cutout: 155mm), Ø220x83mm (17W or 21W, cutout: 195mm)
- UGR<19 and cut off angle >30°
- Die cast aluminium housing for reliable heat dissipation



LED Performance Modular Downlight

PERFOR-
MANCE
CLASS

An architectural style downlight with both dichroic and reflector lens options to mimic the look and feel of traditional halogen downlight can be paired with one of the many interchangeable trims.



- High efficacy 90lm/W
- Available in single colour 2700K, 3000K and 4000K
- Modular system with 2 lenses, cut-out sizes in 75-80mm or 90-95mm and interchangeable trims, 18 different trims for wide range of optics and aesthetics
- 36° and 60° beam angles ideal for medium or wide illumination



BATTENS

Office, Warehouse & General Areas



LED Eco TRI CCT Blade Batten

ECO
CLASS

The LED Eco TRI CCT Blade Batten is an ultra slim, compact surface luminaire with a 31mm height. Designed with a TRI Colour switch to conveniently choose the most effective and appropriate light temperature according to the environment.

- High efficacy 100lm/W
- Available in TRI colour via dip switch
- Available in 2 sizes, 600x75x30.5mm (20W) and 1200x75x30.5mm (40W)



LED Value Linkable Batten

VALUE
CLASS

The LED Value Linkable Batten is a super slim and lightweight design with integral driver. With a polycarbonate body and opal diffuser, this batten offers homogeneous light distribution with a low power consumption. Perfect for applications within shops, shelving and under cabinets.

- High efficacy 100lm/W
- Available in single colour 4000K and 6500K
- Available in 2 sizes, 580x23x35mm (6.5W) and 1180x23x35mm (13W)



LED Value Wattage Switch TRI CCT Slim Batten

VALUE
CLASS

The LED Value Batten is available in TRI CCT with dual wattage switch for ultimate versatility in one fitting. As a direct replacement for T5 and T8 fluorescent tubes, the slim batten is ideal for either commercial or residential space. Further functions available to suit your application needs such as DALI, Emergency and micro sensors.




- High efficacy 100lm/W
- Available in TRI colour via dip switch
- Available in two sizes, 600x75x73mm (20/12W) and 1185x75x73mm (40/22W)
- Slim housing 75mm in width
- Dual Wattage 20/12W or 40/22W



LED Value Wattage Switch TRI CCT Wide Batten

VALUE
CLASS

The LED Value Batten is available in TRI CCT with dual wattage switch for ultimate versatility in one fitting. As a direct replacement for T5 and T8 fluorescent tubes, the wide batten is ideal for either commercial or residential space. Further functions available to suit your application needs such as DALI, Emergency and micro sensors.



- High efficacy 100lm/W
- Available in TRI colour via dip switch
- Available in two sizes, 610x160x62mm (20/12W) and 1200x160x62mm (40/22W)
- Wide housing 160mm in width
- Dual Wattage 20/12W or 40/22W





PANELS


Office, Reception, General Areas & Boardrooms



LED Value Single CCT Panel

The LED Value Single CCT Panel is an economical replacement for traditional fluorescent luminaires with energy saving up to 50% compared to traditional lighting technology. The LED panels are characterised by their homogeneous light distribution, non flickering driver (included) and robust aluminium housing and matte white frame.



- High efficacy 90lm/W
- Available in single colour 3000K, 4000K and 6500K
- 4 size options: 295x595mm (20W), 595x595mm (36W), 295x1195mm (36W) and 595x1195mm (60W)
- Recess, surface mount and suspension kits also available offering multiple application options



LED Value Wattage Switch TRI CCT Panel

The LED Value Wattage Switch TRI CCT Panel offers two wattage per fitting, with TRI colour in 3000K, 4000 and 6500K. Achieving a high luminous flux of up to 6600lm with an efficacy of 110lm/W. The panel can be surface mounted, recessed or suspended making it ideal replacement for traditional troffer fittings in commercial application.

- High efficacy 110lm/W
- Available in TRI colour via dip switch
- 4 size options: 292x295mm (20/15W), 295x1195mm (36/30W), 595x595mm (36/30W) and 595x1195mm (60/50W)



LED Value High Output Panel

VALUE
CLASS

The LED Value High Output Panel have high efficacy achieving a luminous flux of 6000lm. With a low glare rating of UGR19, this classic style panel is the perfect solution for your office lighting. All panel sizes can be surface mounted, recessed or suspended making it the ideal replacement for traditional troffer fittings. Also available in DALI.



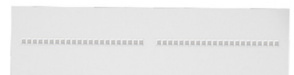

- High efficacy 120lm/W
- Available in single colour 4000K and 5700K
- 4 size options: 295x595mm (25W), 295x1195mm (36W), 595x595mm (36W), 595x1195mm (50W)
- Low glare with UGR<19



LED Performance IndiviLED Panel

PERFOR-
MANCE
CLASS

The LED Performance IndiviLED Panel presents a unique appearance compared to standard LED panels, due to its compliment of recessed LEDs, the IndiviLED produces low UGR <16 giving the feel of a fluorescent louvered luminaire with up to 50% energy reduction. All panels can be recessed and suspension installation (suspension kits sold separately).



- High efficacy 120lm/W
- Available in single colour 3000K, 4000K and 5700K
- 2 size options: 595x595mm (33W) and 295x1295mm (33W)
- Low glare with UGR<16



LED Performance IndiviLED Pendant

The LED Performance IndiviLED Pendant for single luminaire or light line application for through wiring. Convenient installation of light lines due to pre assembled through wiring kit. The IndiviLED offers energy savings of up to 50% compared to T5 batten luminaire.

- High efficacy 120lm/W
- Available in single colour 3000K and 4000K
- 2 size options: 120x1199mm (34W) and 120x1488mm (42W)
- Robust design with IK06 rating and Low glare with UGR<16
- Made to order



IK06

UGR
< 16

60000h

LEDVANCE
5 year
guarantee

WEATHERPROOFS

Awnings, Car Parks & Security Lighting



LED Value Classic Weatherproof

The LED Value Classic Weatherproof is available in a wide range of sizes, wattages and functions, making it the perfect LED solution for replacing traditional fluorescent weatherproof luminaire. Classic and lightweight body providing an efficient yet traditional LED solution for all environments.



- High efficacy 120lm/W
- Available in TRI colour via dip switch
- 3 size options: 600x96x79mm (9/18W), 1200x96x79mm (20/40W) and 1500x96x79mm (25/50W)
- Twin wattage with half power option
- Light and practical design 96mm in width



LED Value Wide Weatherproof

The LED Value Wide Weatherproof is available in multiple sizes, wattages and functions, making it the perfect LED solution for replacing traditional fluorescent weatherproof luminaire. Suitable for various applications such as car parks, warehouse, temporary lighting and commercial premises. DALI, Emergency and sensor version available.



- High efficacy 100lm/W
- Available in single colour 4000K and 6500K
- 3 size options: 655x92x130mm (20W), 1265x92x130mm (40W) and 1565x92x130mm (50W)
- Light and practical design 130mm in width



OYSTERS

Residential, Corridors and Circulation Areas



LED Value TRI Colour Oyster

The LED Value TRI Colour Oyster features a classic ceiling oyster design and allows selection of the light colour temperature at installation or later with the internal TRI colour switch to create the perfect lighting ambience in premium residential or commercial applications.



- High efficacy 95lm/W
- Available in TRI colour via dip switch
- 4 size options: Ø250x88mm (13W), Ø300x105mm (15W), Ø350x110mm (18W) and Ø400x120mm (24W)
- Opal diffuser for homogeneous light distribution



LED Value IP65 Oysters

The LED Value IP65 Oyster is a modern ceiling light with uniform illumination and great colour consistency. It is perfectly designed for corridors, kitchens, bathrooms and general home use, with lower power consumption than traditional ceiling luminaires and high ingress protection rate.



- High efficacy 80lm/W
- Available in single colour 3000K, 4000K and 6500K or TRI colour via dip switch
- 2 size options: Ø272x84mm (8W) and Ø327x104mm (14W or 16W)
- Emergency and micro sensor options, with daylight link control available



BULKHEADS

Walkways, Outdoor Areas & Security Lighting



LED Value IP65 Polycarbonate Bulkhead

The LED Value IP65 Polycarbonate Bulkhead is perfectly designed for residential exteriors such as balconies and porches. With lower power consumption than traditional fluorescent wall luminaire, the bulkhead provides uniform illumination and great colour consistency and ideal for using in most common areas of residential buildings including outdoor.

- Available in single colour 4000K or TRI colour via dip switch
- 2 size options: Ø275mm (10W) and Ø330mm (22W)
- Multiple aesthetics available with black and grey accessories to choose from (sold separately)



IK08

CRI
>80

30000h



FLOODLIGHTS

Car Parks, Walkways, Security Lighting Area and Sport Lighting



LED Value Security Floodlight

VALUE
CLASS

The LED Value Security Floodlight with sensor option available, has classic style aesthetics, designed to suit your outdoor security needs. Easy installation and low energy consumption along with 180° head and sensor rotation, makes the floodlight the perfect outdoor residential fitting.

- Available in TRI colour via dip switch
- Die cast aluminium housing for reliable heat dissipation
- Traditional aesthetics
- Adjustable sensor and luminaire heads



LED Performance Floodlight

PERFOR-
MANCE
CLASS

The LED Performance Floodlight is a reliable and high efficacy floodlight with aluminium die-cast housing for general purpose applications. It provides a performance LED alternative to traditional double ended halogen lamp floodlights. A universal mounting bracket allows wall or surface mounting that tilts upwards or downwards.

- High efficacy 120lm/W
- Available in single colour 3000K, 4000K and 6500K
- 9 housing size options for different wattages: 10W (120lm/W), 20W (110lm/W), 30W (120lm/W), 50W (120lm/W), 65W (123lm/W), 80W (125lm/W), 125W (120lm/W), 165W (121lm/W) and 200W (120lm/W)



LED Performance Olympus Floodlight

PERFOR-
MANCE
CLASS

The LEDVANCE Olympus Floodlight is a modular fitting with instant fit optics allowing for customised lighting and delivering the perfect performance. Suitable for wet and dry locations with weather and impact ratings of IP65 and IK08, the Olympus is robust and reliable, ideal for applications such as heavy industry, signage and billboards and architectural lighting.



- High efficacy 155lm/W
- Available in single colour 4000K, 5000K and 6500K
- 9 wattage options: 100W, 150W, 200W, 300W, 400W, 600W, 800W, 1000W and 1200W
- Custom made to suit your needs



IK07

50000h





HIGHBAYS

Warehouse, Logistics, Cold Storage & Factories



LED Performance Highbay

PERFOR-
MANCE
CLASS

The LED Performance Highbay is a reliable and high efficiency highbay fitting with aluminium die-cast housing for industrial and commercial applications. It provides a performance LED alternative to traditional highbays. The motion sensor compatibility offers additional energy savings. It's an ideal solution for either retrofit or new installations.

- High efficacy 140lm/W
- Available in single colour 4000K and 6500K
- 2 housing size options: Ø280mm (90W or 120W) and Ø321mm (150W or 200W)
- UV resistant high efficacy PC lens



LED Performance Kratos

PERFOR-
MANCE
CLASS

The LED Performance Kratos is suitable for the most arduous of conditions. The Kratos is a powerful light source illuminating the darkest environments with ease. The Kratos is robust and reliable, fitted with high-grade aluminium die-cast housing and stainless steel hardware.

- High efficacy 160lm/W
- Available in single colour 3000K, 4000K, 5000K and 5700K
- 2 size options: Ø320mm (70W or 90W) and Ø430mm (150W, 200W or 300W)
- Custom made to suit your needs



LED STRIPS, SENSORS AND DIMMER

Residential, Offices and General Areas



LED Eco Strip Kit

ECO
CLASS

The LED Eco Strip Kit is a reliable and cost-effective system with a remote control for home lighting applications, such as kitchen, living areas, bedrooms and outdoor decor. The range is available in 5 colour options along with IP65. Easy to install with backing tape and come with an Australian plug.



- High efficacy 95lm/W
- Available in single colour 3000K, 4000K 6500K, RGB or tunable white
- 5 meters LED strip



LED Value Dimmer

VALUE
CLASS

The LED Value Dimmer provides you with optimised dimming of LED drivers and a wide multitude of traditional and LED lamps (dimming level and lamp dependent). With a rotary control for minimum or maximum brightness levels to suit your visual comfort. Suitable for all indoor residential, commercial and hospitality application.



- Suitable for lamps or light fixtures with 1-10V drive or universal control
- For indoor applications such as residential, commercial and hospitality



LED Value PIR Motion Sensors

The LED Value PIR Motion Sensors are energy efficient, stylish and versatile. 360° motion sensor with passive infrared detector for indoor AC 220-240V (50/60Hz) application. With adjustable timer and ambient luminance level. Suitable for ceiling or wall mounting with compatible dimming and remote controllers.



Recessed



Surface Mounted



Wall Mounted



LED Performance Microwave Motion Sensors

The LED Value PIR Motion Sensors are energy efficient, stylish and versatile. 360° motion sensor with microwave detector for indoor AC 220-240V (50/60Hz) application. With adjustable timer and ambient luminance level. Suitable for ceiling or wall mounting with compatible dimming and remote controllers.



Recessed



Surface Mounted



Integral



STREETLIGHTS

Street, Road and Area Lighting



LED Performance Theseus

PERFORMANCE
CLASS

The LED Performance Theseus is an energy-efficient street light of up to 140 lumens per watt. Available in a wide range of wattages from 30W to 150W. With excellent heat dissipation, Theseus is a reliable fitting and modern in its design. Suitable for a range of outdoor applications such as street and pathway lighting, car parks, stadiums and airports, and with the optional daylight and motion sensor, you can potentially enhance power savings and reduce unwanted light pollution.

- High Efficacy 140lm/W
- Available in single colour 3000K, 4000K, 5000K, and 6000K
- 8 wattage options: 30W, 40W, 50W, 60W, 80W, 100W, 120W and 150W
- Lifetime @ L70 100,000 hours
- Input Voltage Range 100-277V AC 50/60Hz
- Dimming Control (optional) 0-10V, DALI
- Ambient Operating Temperature -40°C to +40°C
- Material Aluminium Optical Cover Polycarbonate or Tempered Glass
- Sensor compatible
- Available in DALI
- Premium quality patented (intellectual property compliant) LED chips
- Custom made to suit your needs



42mm Slip Fitter



60mm Slip Fitter



76mm Slip Fitter



LED Performance Solar Streetlight

PERFORMANCE
CLASS

The LED Performance Solar Streetlight is an all-in-one design with no wiring required for a flexible and simple installation. With an extremely high system, luminous efficacy of 185lm/W to maximise the battery performance and a rotatable LED module. Grade A bi-facial mono-crystalline solar panel, and an adjustable install arm, multi-angle adjustment, make solar panel easy to apply to sunlight trajectory from different directions. Available in 6 wattages and 4 colour options.



- High efficacy 185lm/W
- Available in single colour, 3000K, 4000K 5700K and 6500K
- 6 wattage options: 10W, 20W, 30W, 40W, 50W and 60W
- Slim design with shallow height of 136mm
- LiFeP04 battery: charge-discharge cycle 2000 times
- Battery overcharge, over-discharge, overheat, and short circuit protections
- Motion sensor: Available with or without sensor
- Intelligent controller: Rainy day intelligent delay
- Daylight sensor: Automatically turns on/off according to the brightness of daylight
- Applications: Streets, roads, parks, rural areas, pedestrian path lighting,
- Smooth surface housing: No vertical fins to block dust flow, leads to dust-free and easy cleaning





UV-C AIR PURIFIER

Office areas, Cars, and Bedrooms



UV-C Desktop Air Purifier

The UV-C Desktop Air Purifier kills up to 99.9 % of viruses and bacteria in its immediate environment. It also removes pollen and micro dust from the air and eliminates odors, creating a pleasant and healthy living environment. At just 16cm high, it is small, lightweight and mobile so it can be quickly placed wherever it is needed. It is a sustainable and Eco-friendly solution using the power of light without any chemicals or toxic compounds.

- Kills COVID and other bacteria
- Disinfects without chemicals or toxic compounds
- Gives pathogens no opportunity to build up resistance
- Leaves no residue or discoloration
- Does not produce ozone above 240 nanometers



UV-C Air Tube

The LEDVANCE UV-C Air Tube contributes to better and healthier air quality in offices, commercial premises and medical practices, not just during COVID. The high-tech device cleans room air particularly effectively and entirely without chemicals – non-stop, even in the presence of people. It draws air in, disinfects it inside with the help of UV-C rays and releases it back into the room. Inactivating the microorganisms reduces the virus and bacteria load in the air to a minimum.

- Kills COVID and other bacteria
Proven technology – air disinfection based on UV-C light
- Effective – inactivates up to 99.9 % of viruses and bacteria in one run
- Convenient – no filter, so it won't need replacing
- Quiet – extremely low-noise operation (ultra-silent)
- Safe – no leakage of UV-C rays, making it safe for humans and animals
- Gentle – chemical-free operation and ozone-free lamp
- Dimensions: 150 × 150 × 1 105 mm (H × W × L)
- Air flow rate of approx. 70 m³/h with two low-noise fans. Recommended room size per device: 20 m² at a ceiling height of 2.8 m.
- Ready for connection including a 3 m cable and plug. On/off switch integrated in the front.
- Housing: aluminium (white, powder coated), grey end caps
- Lifetime: lamp 10 000 h, fan 25 000 h
- Optional accessories: wall mount, horizontal stand, vertical stand, pendant kit
- UV-C spectrum: effective peak wavelength of 254 nm
- Including UV-C lamp: LEDVANCE T8 55 W/G13



Suspended



Vertical



Wall Mounted



Horizontal





LEDVANCE LAMP RANGE

LED LAMP



TruWave LED Lamps



Scan for more information



LED Lamps



Scan for more information



LED Tubes



Scan for more information

LEDVANCE LAMP RANGE

TRADITIONAL LAMP



Halogen Lamps



Scan for more information



Compact Fluorescent Lamps



Scan for more information



High Intensity Discharge Lamps



Scan for more information



Fluorescent Lamps



Scan for more information



Incandescent Lamps



Scan for more information

ABOUT LEDVANCE

With offices in more than 50 countries and business activities in more than 140 countries, LEDVANCE is one of the world's leading general lighting providers for professional users and end consumers. Having emerged from the general lighting business of OSRAM GmbH, LEDVANCE offers a wide ranging assortment of LED luminaires for a broad spectrum of application areas, intelligent lighting products for Smart Homes and Buildings, one of the largest LED lamps portfolios in the industry as well as traditional light sources.



LEDVANCE

Customer Service
Email: sales.au@ledvance.com
Ph: 1300 467 726

Ledvance Pty Ltd
Unit 3, 83 Derby St,
Silverwater NSW 2128
Australia

LEDVANCE.COM.AU

