

Thank you for your purchase of the Citizen watch.

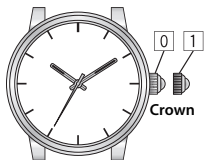
Before using the watch, read this instruction manual carefully to ensure correct use.

After reading this manual, store it in a safe place for future reference.

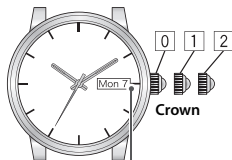
### **Before setting the time and calendar**

- When the screw down crown is equipped on your model, loosen the screw before operation. After operation, return the crown to the normal position and tighten it.
- The date and day change at around 0:00 a.m. Take care to set a.m. and p.m. correctly by referring to the 24 hour hand or calendar indication.
- This is an automatic winding watch. Wind the mainspring before starting to use.

The illustrations in this instruction manual may differ from the actual watch.

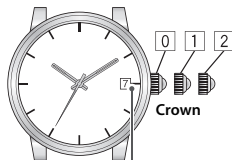


Crown



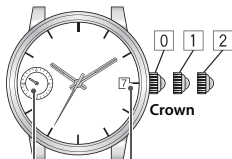
Crown

Calendar



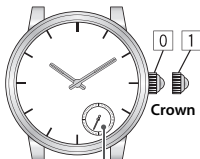
Crown

Calendar

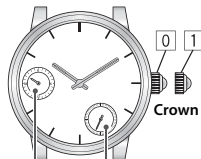


24-hour hand

Calendar



Second hand



24-hour hand

Second hand

### Setting the time

**1. Pull out the crown to position [1].**

- Pull out the crown to position [2] on calendar models.

**2. Turn the crown to set the time.**

- The 24-hour hand moves synchronously with the hour hand.

**3. Push in the crown to position [0].**

### Setting the calendar

- Do not adjust the calendar while the hands indicate 9:00 pm - 1:00 am.

**1. Pull out the crown to position [1].**

**2. Turn the crown to the left to set the date.**

**3. Turn the crown to the right to set the day.**

- Turning the crown to the right changes nothing on the date-only models.

**4. Push in the crown to position [0].**

On the automatic winding watch, the mainspring is wound by swinging your arm when walking or other movement.

## Care and maintenance of your watch

---








### Warning

#### Water resistance

- Water-resistance for daily use (to 3 atmospheres) means that the watch may be worn while washing your face or in the rain, but is not to be immersed in water.
- Upgraded water resistance for daily use (up to 5 atmospheres) means that the watch may be worn while swimming, but is not to be worn while skin diving or scuba diving.
- Upgraded water-resistance for daily use (to 10/20 atmospheres) means that the watch may be worn while skin diving, but not while scuba or saturated diving using helium gas.
- Always use the watch with the crown pushed in. If it is pulled out, water will penetrate regardless the water resistant performance.

Name	Indication	Specification
	Dial and Case Back	
Non-water resistant	—	Non-water resistant
Everyday-use water resistant watch	WATER RESIST(ANT)	Water-resistant to 3 atmospheres
Upgraded everyday use water-resistant watch	WATER RESIST(ANT) 5 bar	Water-resistant to 5 atmospheres
	WATER RESIST(ANT) 10/20 bar	Water-resistant to 10 or 20 atmospheres

- Before use, confirm the water-resistance level of your watch indicated on the dial and case and refer to the table below. (The unit “bar” is roughly equal to 1 atmosphere.)
- If seawater enters the watch, place the watch in a box or plastic bag and immediately take it in for repair. Otherwise, pressure inside the watch will increase, and parts (crystal, buttons, etc.) may come off.

Examples of use					
					
	Minor exposure to water (washing face, rain, etc.)	Swimming and general washing work	Skin diving, marine sports	Scuba diving using an air tank	Operate the crown or button when the watch is wet
	<b>NO</b>	<b>NO</b>	<b>NO</b>	<b>NO</b>	<b>NO</b>
	<b>OK</b>	<b>NO</b>	<b>NO</b>	<b>NO</b>	<b>NO</b>
	<b>OK</b>	<b>OK</b>	<b>NO</b>	<b>NO</b>	<b>NO</b>
	<b>OK</b>	<b>OK</b>	<b>OK</b>	<b>NO</b>	<b>NO</b>

## Care and maintenance of your watch

---



### **Caution** Always keep your watch clean

- Keep your watch clean to prevent rust or dirt building up on the watch. They may stain your clothes.
- Wipe off dirt on the leather band with a soft and dry cloth to prevent it from discoloring.



### **Caution** While wearing your watch

- Be particularly careful when holding a small child while wearing your watch, to avoid injury.
- Be particularly careful when engaged in strenuous exercise or work, to avoid injury to yourself and others.
- DO NOT wear your watch while in a sauna or other location where your watch may become excessively hot, since there is the risk of burns.
- To ensure reliable performance your watch should be serviced at least every 2 or 3 years.
- Dirt or dust on the watchcase, leather band or bracelet may cause rashes. Be sure to clean them periodically.

- Ensure that the crown, which is used to change the hands/date, is properly pushed in at all times. This prevents penetration of water or dust.

### **Temperature**

- The function of the watch may be impaired or the watch may even stop if the ambient temperature is outside the range of  $-10^{\circ}\text{C}/14^{\circ}\text{F}$  to  $+60^{\circ}\text{C}/140^{\circ}\text{F}$ .

### **Handling the band**

- Be careful when putting on and taking off your watch, since there is a risk of damaging your fingernails, depending on the manner in which the band is fastened.

### **Magnetism and static electricity**

- Avoid strong magnetic fields. In normal use your watch is not affected by magnetic fields from house hold appliances such as television sets and stereo equipment, but do not place it nearby magnetic health equipment (such as a magnetic necklace), a magnetic latch on a refrigerator door, a magnetic clasp on a handbag, speakers of a mobile phone, or electromagnetic cooking devices.

### **Strong shock**

- Do not apply any strong shock, for example, by dropping it onto a hard floor.

## Specifications

---

**Model:** 41\*\*

**Acculacy in use:** -20 seconds to +40 seconds (daily variance)

**Oscillation:** 21 600 times/hour (6 beats)

**Duration:** 40 hours or more (after fully wound)

- Specifications are subject to change without notice.