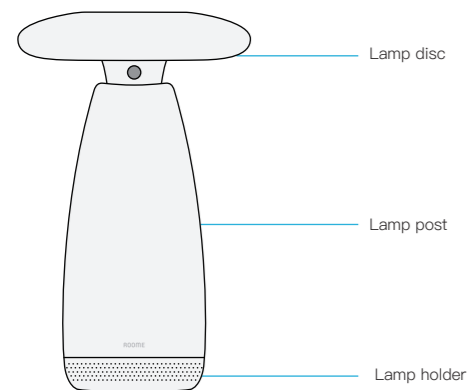


Thank you for choosing Roome product. Roome Smart Light (Air Touch) brings you to a new generation of smart lamp who is able to adjust your preferences and habits, automatically turn on and off. More personalized functionalities, such as 3-D gesture, USB chargers and wake-up light are included to satisfy your life under any circumstance.

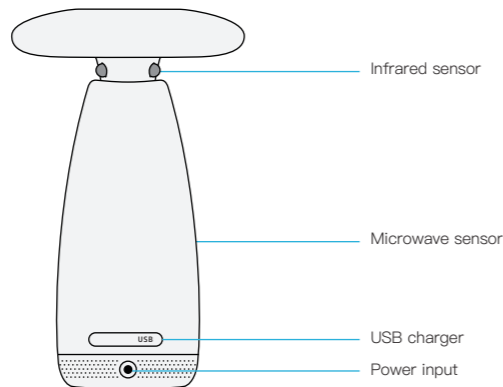
*This product contains automatic-upgrade mode, please connect it to WiFi in order to enjoy our latest version.

Structure

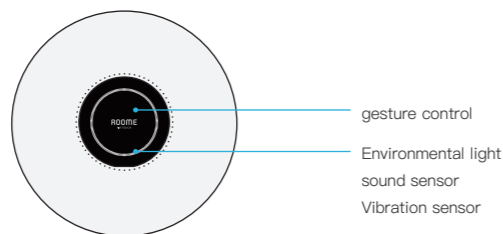
Front



Back



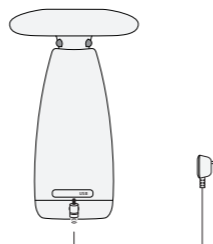
Top



Start to use

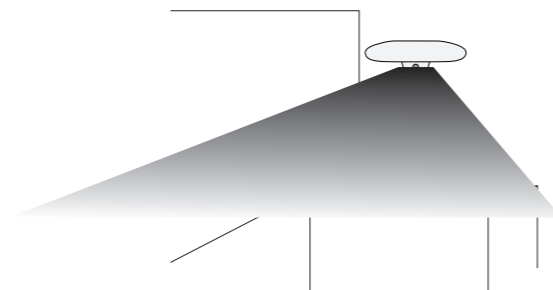
Power on

Plug power adapter into outlet, plug the round side of adapter to Roome smart light.



Place the lamp wisely

Turn the front side of the smart light to the main active region in order to have best auto control effect.



App control

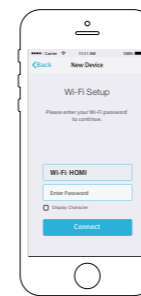
Please scan the QR code below or search for "Roome" in App store to download Roome app.



Scan to download app



Make sure to keep the Roome smart light to power and launch Roome App. For the first connection, please connect it to WiFi as it shows on App. Then you can start to control it by phone.




Connect to WiFi



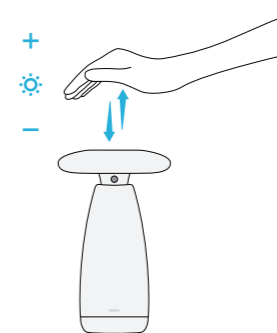
Control Light

Gesture Control

Turn on/off light: wave your hands above lamp.



Adjust brightness:
Hang in the region 3 to 10 cm right above the lamp for a second and move your hand up and down to adjust brightness. Hang stable for another second to confirm your adjustment. After one flicker, your adjustment has been recorded.



Knocking Control

Knocking the lamp can help you close wake-up-light alarm, close all lights, enter pair mode, enter WIFI setup, restore the lamp and so on.



Knock Once: stop wake-up light when this functionality is on.

Knock Twice: close all lights (need support from other devices connected in the same network)

After two flickers, all the Roome devices that share the same network with Roome smart light will be closed.

Knock Three Times: Enter pairing mode

After three flickers, you can start to connect other Roome device with smart light and start to interact each other. The linkage is stopped automatically after 3 mins or by waving hands.

Knock Five Times: Enter WIFI setup

After five flickers, you can connect smart lamp to WiFi network using App (see App guide for detail). The linkage is stopped automatically after 3 mins or by waving hands.

Knock Ten Times: Factory Reset

After ten flickers, Roome smart light starts to reset to factory default settings. There will be three flickers after successful reset.

Basic Functions



LED light



Gesture Control



Wake-up Light



USB charger

Flicker-free LED

21 LED bulbs are included to provide stable, flicker-free light source with brightness up to 800 luminance, which benefits your eyes while you are reading.

3-D Gesture

Gestures can be detected instantaneously benefited from our short-distance detection technology. Wave your hands to switch it on and off. Move your hands up and down to adjust brightness.

Wake-up Light

Roome wakes you up naturally and gradually by imitating the process of sunrise, helping you developing a healthy lifestyle.

USB Chargers

Two USB chargers in the back of the lamp are ready for you to charge your cell phones while you are sleeping.

Smart Functions

Intellectual learning to adjust your preference

Roome will study each of your operation corresponding to its environment in the first several days to decide when the best period is to switch itself on for you. Roome will start to completely auto control after about a week.

Smart switch to save your convenience

After being familiar with your preferences, Roome will automatically switch on or off as you enter or leave the room and enter soft light mode when you get up in deep night.

If Roome's decision is incorrect, you can correct it and make it make more accurate decision.

High technology fits in small figure

Different sensors are included to detect every movement and whole environment in order to provide precise and personalized auto control.*

Product specification

Model: Roome smart light –Air touch

Color: Cloud white & silver

Size: 280 mm in height, 176 mm in diameter of lamp disc

Weight: 1500 grams

Processor: ARM 32-bit processor

Sensor: Microwave, light, sound, vibration and gesture detection

Communication: WIFI 2.4G, ZigBee

Operation Mode: Gesture detection, knocking, app control, time-delay switch and timer switch

System: Compatible with IOS 7.0 & Android 4.3 and above

Input: 100-240V - 50/60Hz

Light Source: LED source, flicker free

Max Brightness: 800 luminance

Color Temperature: 5200K

Duration: >20,000h

Wake up Mode: Light

Alarm: 2

USB Output: 5V/1A

USB chargers: 2

Caution

1. Please use standard adapter to avoid unnecessary damage to the product.
2. Please do not try to assemble the product.
3. Keep product away from water.
4. Keep product away from high temperature and fire.
5. Please do not cover the lamp with heavy clothing and bedding.

Service

If you have any after-sale service request, please email to: support@myroome.com.

More product details available on our official website: <http://www.myroome.com>.

Protection to fix card

Protection to fix elucidation

According to the prescription, the period for protecting to fix our company's Roome smart lamp is one year. (From the day when you have the invoice)

1. During this period, any belongs to under normal usage circumstance cause because of the product quality's problem of breakdown, our company will be responsible for giving free maintain.
2. Those machines that has refitted or added other functions by your own will not be accepted to repair.
3. Once the Protection to fix card or purchasing invoice has been changed, the protection to fix immediately expired.
4. This card and the purchasing invoice are both considered as the Protection to fix warranties, so please reserve them carefully.

Free maintain won't be given under the following circumstance

1. Without Protection to fix warranties.
2. The breakdown caused by the manipulation that hasn't follow the requests of the Manual.
3. The damage caused by customer inappropriate preservation, maintain, or the usage.
4. The breakdown and the damage caused by the Force majeure, such as fires, floods.
5. The damage caused by the dismantle movement of a non-our-company authorized maintainer.

| | | | |
|----------------------|-------|---------------|-------|
| Custom name | | Custom phone | |
| Address | | | |
| Product model number | | Serial number | |
| Purchase store | | Purchase date | |
| Purchase data | | | |
| Invoice number | | | |

Customer stamp

ROOME™
Smart light user manual
(Gesture control version)

Please read carefully before using products

Manufacturer: HOMI Tech Co., Ltd.

Website: www.myroome.com

Add: A-109, Office Block B, RCDL Culture & Creative Industrial Base, No. 5,

Guangshun North Street, Chaoyang District, Beijing, P.R.C

FCC RF Exposure Information and Statement

This equipment complies with FCC radiation exposure limits set forth for an uncontrolled environment. This equipment should be installed and operated with minimum distance 20cm between the radiator & your body.

FCC Warning

This device complies with Part 15 of the FCC Rules. Operation is subject to the following two conditions:

(1) This device may not cause harmful interference, and (2) this device must accept any interference received, including interference that may cause undesired operation.

NOTE: Any changes or modifications to this unit not expressly approved by the party responsible for compliance could void the user's authority to operate the equipment.