

External Photographs for the Model No. / PMN: iLogger Case 2

1. Radiated Test Setup




Photo 1 Radiated Test Setup from 9 kHz to 30 MHz




Photo 2 Radiated Test Setup from 9 kHz to 30 MHz




Photo 3 Radiated Test Setup from 30 MHz to 1 GHz



Photo 4 Radiated Test Setup from 30 MHz to 1 GHz

2. Bench Tests Setup (99% / 20 dB Bandwidth + Frequency Stability)




Photo 5 Bench test set up for (99% / 20 dB Bandwidth and Frequency Stability) (@ Ambient + Extreme Temperature, as required)




Photo 6 Bench test set up for (99% / 20 dB Bandwidth and Frequency Stability) (@ Ambient + Extreme Temperature, as required)