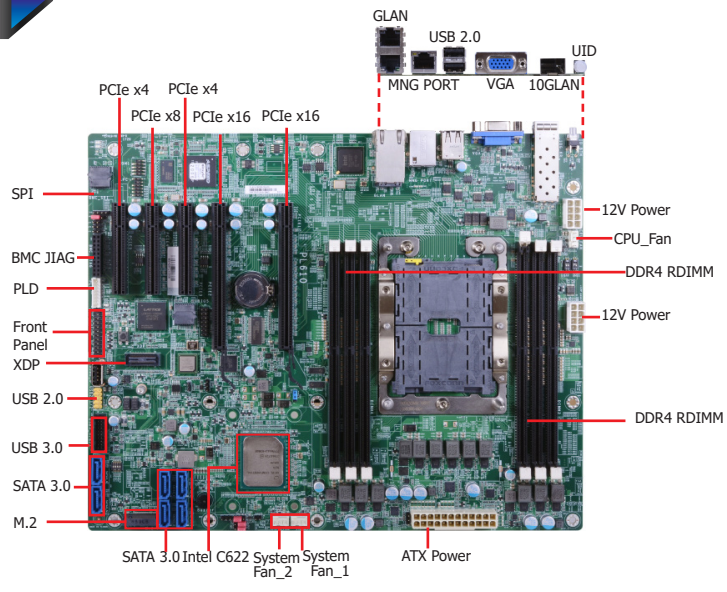


PL610-C622

Server-grade

C622

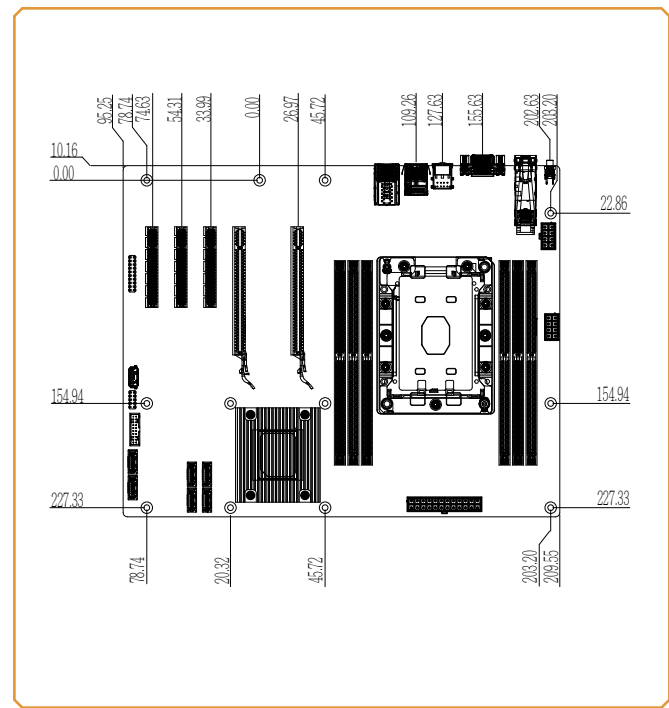


Features

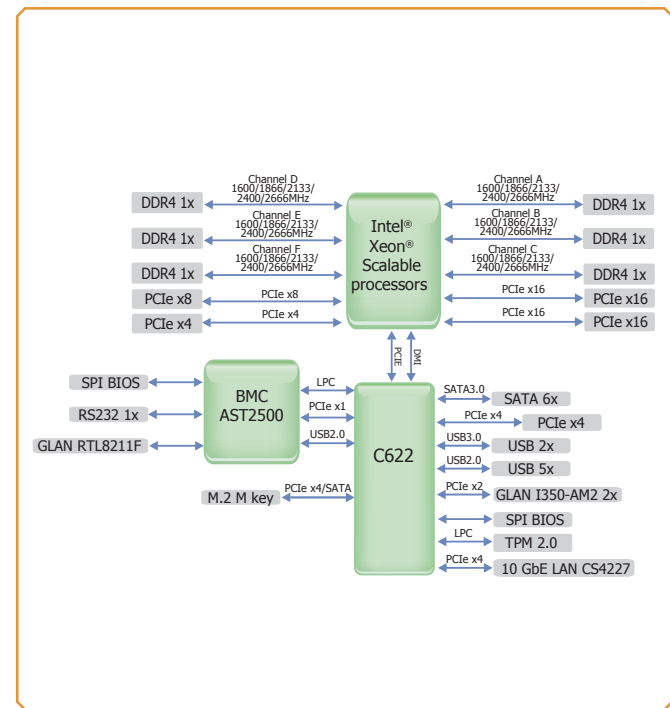
- 6 DDR4 RDIMM up to 192GB
- VGA resolution up to 1920x1200 @ 60Hz
- Multiple expansion:
2 PCIe x16, 1 PCIe x8, 2 PCIe x4, 1 M.2
- Rich I/O: 2 Intel GbE, 1 dedicated IPMI LAN, 1x Fiber 10 GbE, 1 COM, 6 SATA 3.0, 5 USB 2.0, 2 USB 3.0



Mechanical Drawing



Block Diagram



Specifications

SYSTEM	Processor	Intel® Xeon® Scalable Processor Family, LGA 3647 Socket, TDP up to 145W Intel® Xeon® Gold 6138T (20 Cores, 27.5M Cache, up to 3.7 GHz); 125W Intel® Xeon® Gold 6138 (20 Cores, 27.5M Cache, up to 3.7 GHz); 125W Intel® Xeon® Gold 6130T (16 Cores, 22M Cache, up to 3.7 GHz); 125W Intel® Xeon® Gold 6130 (16 Cores, 22M Cache, up to 3.7 GHz); 125W Intel® Xeon® Gold 6126T (12 Cores, 19.25M Cache, up to 3.7 GHz); 125W Intel® Xeon® Gold 6126 (12 Cores, 19.25M Cache, up to 3.7 GHz); 125W Intel® Xeon® Gold 5120T (14 Cores, 19.25M Cache, up to 3.2 GHz); 105W Intel® Xeon® Gold 5119T (14 Cores, 19.25M Cache, up to 3.2 GHz); 85W Intel® Xeon® Gold 5118 (12 Cores, 16.5M Cache, up to 3.2 GHz); 105W Intel® Xeon® Silver 4116T (12 Cores, 16.5M Cache, up to 3.0 GHz); 85W Intel® Xeon® Silver 4116 (12 Cores, 16.5M Cache, up to 3.0 GHz); 85W Intel® Xeon® Silver 4114T (10 Cores, 13.75M Cache, up to 3.0 GHz); 85W Intel® Xeon® Silver 4110 (8 Cores, 11M Cache, up to 3.0 GHz); 85W Intel® Xeon® Silver 4109T (8 Cores, 11M Cache, up to 3.0 GHz); 70W Intel® Xeon® Bronze 3106 (8 Cores, 11M Cache, 1.7 GHz); 85W		
	Chipset	Intel® C622 Chipset		
	Memory	Six 288-pin RDIMM up to 192GB	Single Channel DDR4 1600/1866/2133/2400/2666MHz	
	BIOS	Insyde SPI 128Mbit		
	Display	1 x VGA		
GRAPHICS	Single Displays	VGA		
	Interface	2 x PCIe x16 (Gen 3) 1 x PCIe x8 (Gen 3) 2 x PCIe x4 (Gen 3) 1 x M.2 2280 M key (PCIe Gen3 x 4 NVMe/SATA)		
EXPANSION	Audio Codec	N/A		
AUDIO	Controller	GbE: i350-AM2 10GbE: CS4227 IPMI: RTL8211F		
ETHERNET	Ethernet	2 x GbE (RJ-45) 1 x dedicated IPMI LAN 1x Fiber 10 GbE		
	USB	2 x USB 2.0		
	PS/2	1 x PS/2 (mini-DIN-6)		
	Display	1 x VGA		
	Serial	1 x RS-232 (2.54mm pitch)		
INTERNAL I/O	USB	2 x USB 2.0 (2.54mm pitch) 1 x Vertical USB 2.0 2 x USB 3.0		
	SATA	6 x SATA 3.0 (up to 6Gb/s)	RAID 0/1/5/10	
	SMBus	1 x SMBus		
	Output & Interval	System Reset, Programmable via Software from 1 to 255 Seconds		
WATCHDOG TIMER	TPM	Infineon TPM2.0 (optional)		
SECURITY	Type	ATX		
	Connector	8-pin ATX 12V power	24-pin ATX power	
	Consumption	TBD		
	RTC Battery	CR2032 Coin Cell		
	OS SUPPORT	Windows 10 IoT Enterprise LTSB RS1(64-bit) Windows Server 2012R2 Windows Server 2016 Linux		
ENVIRONMENT	Temperature	Operating: 0 to 60°C	Storage: -40 to 85°C	
	Humidity	Operating: 5 to 90% RH	Storage: 5 to 90% RH	
	MTBF	TBD		
MECHANICAL	Dimensions	ATX Form Factor	305mm (12") x 244mm (9.6")	
	Height	PCB: TBD	Top Side: TBD mm Bottom Side: TBD	

Ordering Information

Model Name	P/N	10GbE	GbE	RS-232/422/485	RS-232	USB 3.0	USB 2.0	Thermal	Temp.
PL610-C622BI	770-PL6101-000G	1	2	0	1	2	5	Cooler	0~60°C

Packing List

• 1 PL610-C622 motherboard	
• 1 I/O shield	A49-PL6100-000G
• 1 M.2 screw	A32-112016-041G
• 1 CPU clip	348-436471-100G

Optional Items

• Serial ATA cable (Length: 500mm)	332-553001-005G
• USB 2.0 port cable (Length: 350mm)	A81-001066-016G
• USB 3.0 port cable (Length: 320mm)	A81-001052-023G
• LGA3647 cooler	A71-101400-000G