

SHARPER IMAGE®

LIGHTED DANCING WATER SPEAKERS

Item No. 207681

User Guide



Thank you for purchasing the Sharper Image Lighted Dancing Water Speakers. Please take a moment to read this guide and store it for future reference.

FEATURES


- 2.1-Ch Bluetooth speaker system
- Wireless range 30 ft.
- Sleek, futuristic design
- Hypnotic spinning water motion
- Multicolored LED lights [Red/Yellow/Blue/Green]
- Durable, clear acrylic with non-toxic liquid contents
- Compatible with all Bluetooth-enabled devices
- Compatible with non-Bluetooth devices via 3.5mm line-in jack
- Includes 3.5mm audio cable

OVERVIEW


Subwoofer

Satellite Speaker

Satellite Speaker



CONTROL PANEL



TURN THE UNIT ON OR OFF [STANDBY MODE]



CONTROL LIGHT AND WATER JUMPING

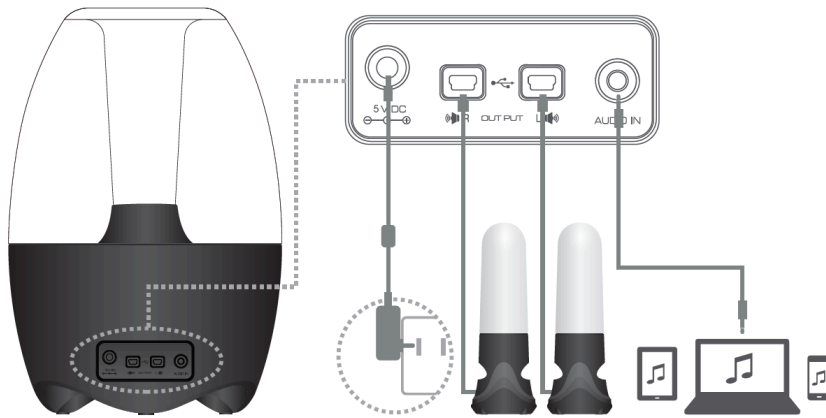


DECREASE VOLUME LEVEL / PREVIOUS TRACK



INCREASE VOLUME LEVEL / NEXT TRACK

INSTALLATION



1. Place the unit on a flat, stable surface.
2. Connect the satellite speakers to the base [subwoofer].
3. Connect the AC adapter to the power jack on the base [subwoofer].
4. Plug the AC adapter into an AC outlet.
5. Turn ON the device.
6. Turn ON the Bluetooth function of your phone or tablet.
7. Pair your mobile device with the Lighted Dancing Water Speakers ["SI AUDIO"]. **NOTE:** You may use the included 3.5mm audio cable to connect your non-Bluetooth device [CD player, laptop, video game console, TV, etc.] to the Audio In jack on the back of the subwoofer.

WARNINGS

RISK OF FIRE OR ELECTRIC SHOCK!

- Ensure that air can circulate freely through the ventilation holes on this unit.
- Allow at least 2" to 4" clearance around this unit.
- Never expose this unit to direct sunlight, naked flames or excessive heat.
- Never place this unit on other electrical equipment.
- Keep away from this unit during a lightning storm.
- Never remove the casing of this unit. There are no user-serviceable parts.
- Keep this unit away from water, moisture and liquid-filled objects.
- Do not immerse in water or any other liquid.
- Do not operate this unit if the cords appear frayed or damaged. Contact Sharper Image Customer Service immediately.

SPECIFICATIONS

Bluetooth	5.0
Wireless Frequency	2.4Ghz
Supply Voltage	DC 5V 3A
Rated Power [subwoofer]	5W
Rated Power [satellite]	3W x 2
Frequency Response Range	60Hz to 18KHz
Bass Unit	220mm*325.5mm
Treble Unit	Φ 90mm*268mm
Operating Temperature	Φ C to 40°C
Storage Temperature	-15° C to 60° C
Storage Humidity	20% to 90% RH
Dimensions [subwoofer]	8.7" L x 8.7" W x 12.8" H
Dimensions [satellite]	3.5" L x 3.5" W x 10.6" H

WARRANTY / CUSTOMER SERVICE

Sharper Image branded items purchased from SharperImage.com include a 1-year limited replacement warranty. If you have any questions not covered in this guide, please call our Customer Service department at 1 (877) 210-3449. Customer Service agents are available Monday through Friday, 9:00 a.m. to 6:00 p.m. ET.

SHARPER IMAGE®

The SHARPER IMAGE® name and logo are registered trademarks.

©Sharper Image. All Rights Reserved.