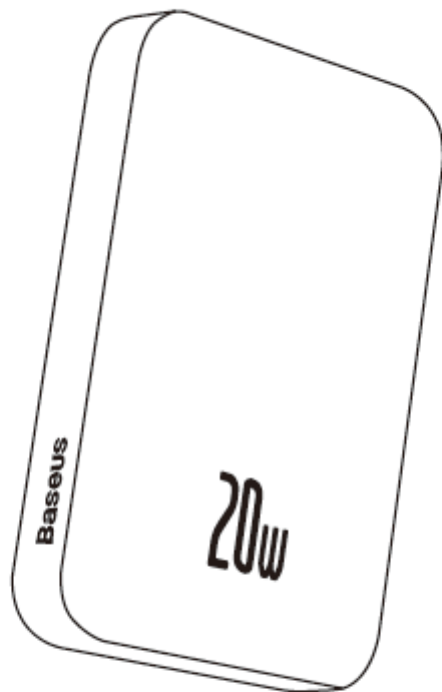


Baseus



User Manual | Mode d'emploi |
Manual del usuario | Manual do usuário |
Benutzerhandbuch | Manuale d' uso |
Podręcznik użytkownika |
Руководство пользователя | Посібник
користувача | 사용자 설명서 | 取扱説明書 | دليل المستخدم

1. Warnings

Improper use of the product may lead to battery malfunction or severe overheating, and may even cause fire or explosion. To avoid any damage to you and your property, please follow the instructions below when you use and store the product.

1. This is NOT a toy! Please place this product in areas that are not easily accessible by children. Do not allow children to operate this product, or accidents may occur.
2. Please charge this product with a charger approved by the local safety standards in case of danger or damage.
3. DO NOT apply pressure, and avoid collisions. The battery and circuit may be damaged if this product falls from a great height, experiences intense shocks, or is immersed in liquid; if so, please avoid using this product.
4. If this product suffers from deformation, leakage, or radical decline in performance, please stop using this product.
5. Please DO NOT charge any device or recharge this product in places that may affect its heat dissipation, such as pants pockets, enclosed bags, beds, or couches. And ensure this product is not under any cover when operating. When charging other devices for prolonged periods, DO NOT stack any device on top of this product, or it might affect its heat dissipation.
6. This product CAN NOT be disassembled, applied pressure, pierced, short-circuited, immersed in liquid, disposed of in a fire, or exposed to a high temperature or heat source with a temperature greater than 140°F(60°C).
7. DO NOT place this product in areas with extremely high temperatures. Such as under direct sunlight or in a vehicle with a very high interior temperature.
8. This product contains lithium batteries, DO NOT disassemble it! Or danger or battery damage may occur.

2. Attention

1. Please fully charge this device before using it for the first time.
2. The power banks have conversion efficiency, so the battery capacity of power bank is not equal to the rechargeable capacity.
3. Please choose an appropriate charger for recharging this product and suitable cables when charging other devices.
4. Please ensure some supervision is in progress when recharging this product, DO NOT charge this product without any care.
5. Please remove the cable when done recharging this product or finished charging for any other device to preserve the product integrity.
6. If the indication does not light up after pressing the power button, please recharge this product.
7. Please preserve this product with a battery percentage between 25%-50% for long-term storage. Place this product in a cool and dry environment. To slow down battery aging, avoid storing this product in an empty or full charge for long-term storage.
8. Please do not dismantle the product by yourself. Improper use or placement may compromise the service life or damage the product, to which our company will not bear any legal responsibilities nor offer any guarantee. Please understand.

3. Product Parameter

Name: Power Bank
Model No.: PPCXM10
Battery: Polymer Lithium Battery
Power Capacity: 10000mAh / 37Wh
Energy Conversion Rate: $\geq 75\%$
Type-C Input: 5V-3A; 9V-2A
Type-C Output: 5V-2.4A; 9V-2.22A; 12V-1.5A
Wireless Output: 5W/7.5W/10W/15W
Total Output: 5V-2.4A
Product Size: 104.6×68.9×20mm
Product Weight: About 208g

4. Packing list

Power Bank ×1
User Manual × 1
Warranty Card ×1
Charging Cable ×1

5. Product Schematic Design



6. Product Description

This product is a portable charging device that can provide wired and wireless charging for mobile phones, tablets, game consoles and other digital products. The product has auto-alignment for magnetic charging, and supports Apple 20W PD fast charging, Type-C dual-way fast charging, 15W wireless fast charging, etc. It has built-in FOD, overcharge, over-discharge, temperature protection and other safety protection circuits.

7. Use Environment

Working Temperature: Non-tropical areas, 0°C to 40 °C

Storage ambient temperature: 0 °C to 40 °C

8. Icon Description

The 5-year icon refers to the "valid environment-friendly use period", not the product quality assurance period. Electronic products contain toxic and harmful substances such as lead, mercury and cadmium. The overdue use of these products may lead to leakage or mutation of these toxic and harmful substances, cause environment pollution or serious damage to people and property. The term of "environment-friendly use period" means that all electronic products shall be used within this validity period. We are free of any responsibility against safety issues caused by using the product beyond its safe service life.

9. Operation Instructions

To check battery status:

Press the button once to check the battery status (remaining power). The indicator will light up about 30s before it automatically turns off.

When charging using a cable:

The power bank will automatically start to output when you connect a charging cable to it. However, due to compatibility issues, for some phones you need to press the power button once to start charging. The output mode will stay for 30s after you press the button, during which if there's no device connected, the mode will automatically shut down.

When charging wirelessly:

This product has an auto-wake function for wireless charging, just place your phone onto it, and it will automatically start charging. But for some phones, due to compatibility issues, the wireless charging function needs to be activated by pressing the button. Press it once, the battery indicator will light up and the wireless charging is turned on, and you can place your device on. If there's no load connected for the wireless charging in 30s, the product will automatically shut off the wireless charging function.

10. Wireless Charging Tips

Place your phone onto the wireless charging area (as it shows in the picture) for wireless charging. The distance between the charging phone and the power bank must be within 8mm for wireless charging to work, if not it will stop charging, and you need to adjust the phone's position.

FCC Statement

Changes or modifications not expressly approved by the party responsible for compliance could void the user's authority to operate the equipment.

This equipment has been tested and found to comply with the limits for a Class B digital device, pursuant to Part 15 of the FCC Rules. These limits are designed to provide reasonable protection against harmful interference in a residential installation. This equipment generates uses and can radiate radio frequency energy and, if not installed and used in accordance with the instructions, may cause harmful interference to radio communications. However, there is no guarantee that interference will not occur in a particular installation. If this equipment does cause harmful interference to radio or television reception, which can be determined by turning the equipment off and on, the user is encouraged to try to correct the interference by one or more of the following measures:

- Reorient or relocate the receiving antenna.
- Increase the separation between the equipment and receiver.
- Connect the equipment into an outlet on a circuit different from that to which the receiver is connected.
- Consult the dealer or an experienced radio/TV technician for help

This device complies with part 15 of the FCC rules. Operation is subject to the following two conditions (1) this device may not cause harmful interference, and (2) this device must accept any interference received, including interference that may cause undesired operation.

This equipment complies with FCC radiation exposure limits set forth for an uncontrolled environment.

CE Statement

Herby, [Shenzhen Baseus Technology Co., Ltd.](#) declares that this [Power Bank](#),

[PPCXM10](#) is in compliance with the essential requirements and other relevant provisions of Directive 2014/53/EU.

In accordance with Article 10(2) and Article 10(10), this product allowed to be used in all EU member states.

Use the [Power Bank](#) in the environment with the temperature between -10°C and 40°C

Risk of explosion if battery is replaced by an incorrect type. Dispose of used batteries according to the instructions.

Operation Frequency:112-205KHz

Manufacturer: [Shenzhen Baseus Technology Co., Ltd.](#)


Address: [2nd Floor, Building B, Baseus Intelligence Park, No.2008, Xuegang Rd,Gangtou Community, Bantian Street, Longgang District, Shenzhen.](#)

E-mail: zhangmao@baseus.com

European agency

Apex CE Specialists GmbH

Habichtweg 1 41468 Neuss Germany

				
BE	BG	CZ	DK	DE
EE	IE	EL	ES	FR
HR	IT	CY	LV	LT
LU	HU	MT	NL	AT
PL	PT	RO	SI	SK
FI	SE			

DECLARATION OF CONFORMITY

I hereby declare that the product

Product:

Product Name: Power Bank

Model: PPCXM10

Brand Name: baseus

Hardware Version: V2.2

Software Version: EB269549

Accessories:

Battery information

Model: H676076CH

Specification: 3.7V, 5000mAh, 18.5Wh

Manufacturer: Apex(WuXi)Co.,Ltd

Battery information

Model: 676076GH

Specification: 3.7V, 5000mAh, 18.5Wh

Manufacturer: EVE Energy Co.,Ltd

satisfies all the technical regulations applicable to the product within the scope of Council Directives 2014/53/EU, 2014/35/EU and 2014/30/EU:and declare that the same application has not been lodged with any other notified body.

EN 62479:2010

EN 62311:2020

ETSI EN 301 489-1 V2.2.3 (2019-11)

ETSI EN 301 489-3 V2.1.1 (2019-03)

ETSI EN 303 417 V1.1.1 (2017-09)

EN 55032:2015+A11:2020+A1:2020

EN 55035:2017+A11:2020

EN 61000-3-2:2019+A1:2021

EN 61000-3-3:2013+A1:2019

EN 62368-1:2020+A11:2020

All essential radio test suites have been carried out.

NOTIFIED BODY: MiCOM Labs Inc

– **Address:**

575 Boulder Court,

Pleasanton, California94566

USA

Identification Number: 2280

MANUFACTURER or AUTHORISED REPRESENTATIVE: Shenzhen Baseus Technology Co., Ltd.

– **Address:**

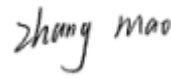
2nd Floor, Building B, Baseus Intelligence Park, No. 2008, Xuegang Rd, Gangtou Community, Bantian Street, Longgang District,
Shenzhen,
China

This declaration is issued under the sole responsibility of the manufacturer and, if applicable, his authorised representative.

Point of contact:

(Name, telephone and fax number)
2nd Floor, Building B, Baseus Intelligence Park, No. 2008, Xuegang Rd, Gangtou Community, Bantian Street, Longgang District, Shenzhen

(Place, date of issue)
2024/01/9



(Signature)
Zhang Mao / Certified Engineer

(Name and title in block letters)