


SONY




Sony
Voice Remote Control
RMF-TX910U, RMF-TX910P,
RMF-TX910D, RMF-TX910T,
Quick Reference Guide


CONTROLLING YOUR TV (English)

1. Press Power key to turn on the TV.
2. Press and hold [VOL(-)] key and [Google Assistant ] key for 2 seconds initiate pairing with TV.
3. All pairing transaction is behind the scene and no setup is required.

Control del televisor (Spanish)

1. Pulse la tecla de encendido para encender el televisor .
2. Mantenga presionado [VOL(-)] y la tecla [Google Assistant ] durante 2 segundos iniciar el emparejamiento con TV.
3. Todas las transacciones de pelado está detrás de la escena y no se requiere ninguna configuración.

Controlando a sua TV (Portuguese)

1. Pressione a tecla de alimentação para ligar a TV.
2. Pressione e segure [VOL (-)] e chave [Google Assistant ] durante 2 segundos iniciar o emparelhamento com TV.
3. Todas as transações apara está por trás da cena e nenhuma configuração é necessária.

Caution

Please read these safety instructions to ensure our personal safety and prevent property damage

Warning

- Do not put remote in a fire
- Do not disassemble the remote control
- Disposal of the remote control



A warning that batteries shall not be exposed to excessive heat such as sunshine, fire or the like.

Important Safety Instruction

1. Read these instruction
2. Keep these instruction
3. Head all warning
4. Follow all instructions
5. Do not use this apparatus near water

6. Clean only with dry cloth
7. Do not install near any heat source such as radiators, heat registers, stoves or other apparatus (including amplifiers) that produce heat.
8. Only use attachment/accessories specified by manufacture
9. Refer all servicing to qualified service personnel. Service is required when apparatus has been damaged in any way, such as liquid has been spilled or objects have fallen into the apparatus, the apparatus has been exposed to rain or moisture, dose not operate normally, or has been dropped.

Specification

Operating Temperature: -10 degree - 40 degree

Battery Type: 2 AAA batteries

COMPLIANCE WITH FCC RULES AND REGULATIONS

15.21

You are cautioned that changes or modifications not expressly approved by the part responsible for compliance could void the user's authority to operate the equipment.

15.105(b)

This equipment has been tested and found to comply with the limits for a Class B digital device, pursuant to part 15 of the FCC Rules. These limits are designed to provide reasonable protection against harmful interference in a residential installation. This equipment generates, uses and can radiate radio frequency energy and if not used in accordance with the instructions, may cause harmful interference to radio communications.

However, there is no guarantee that interference will not occur in a particular installation. If this equipment does cause harmful interference to radio or television reception, the user is encouraged to try to correct the interference by one or more of the following measures:

- Reorient or relocate the receiving antenna.
- Increase or decrease the separation between the equipment and receiver.
- Connect the equipment into an outlet on a circuit different from that to which the receiver is connected.
- Consult the dealer or an experienced remote control/ TV technician for help.

This equipment has been verified to comply with the limits for a Class B computing device, pursuant to FCC Rules. The user is cautioned that changes and modifications made to the equipment without the approval of manufacturer could void the user's authority to operate this equipment.

FCC RF Radiation Exposure Statement:

To comply with the FCC RF exposure compliance requirements, this device and its antenna must not be co-located or operating in conjunction with any other antenna or transmitter.

FCC Authorization Label

This device complies with part 15 of the FCC Rules. Operation is subject to the following two conditions:

1. This device may not cause harmful interference.
- 2 This device must accept any interference received, including interference that may cause undesired operation.

Warning Statement:

Europe-EU Declaration of Conformity and Restrictions

Hereby, SONY declares that this Voice Remote Control is in compliance with the essential requirements and other relevant provisions of Directive 2014/53/EU.

This equipment is marked with the symbol and can be used throughout the European community.

This indicates compliance with the RE Directive 2014/53/EU and meets the relevant parts of following technical specifications:

EN300328 v2.2.2: 2019

EN301489-1 v2.2.3: 2019 / -17 v3.2.4:2020

EN62368-1:2014 / EN62368-1:2018

EN62479: 2010 / EN50663: 2017

EN55032: 2015+A11: 2020 / EN55035: 2017+ A11:2020

CAUTION**RISK OF EXPLOSION IF BATTERY IS REPLACED BY AN INCORRECT TYPE****Product Specification :**

Software: X1

Frequency: 2402 to 2480 MHz

Maximum power: 5.92dBm

Under Industry Canada regulations, this radio transmitter may only operate using an antenna of a type and maximum (or lesser) gain approved for the transmitter by Industry Canada.

To reduce potential radio interference to other users, the antenna type and its gain should be so chosen that the equivalent isotropically radiated power (e.i.r.p.) is not more than that necessary for successful communication.

This device complies with Industry Canada licence-exempt RSS standard(s). Operation is subject to the following two conditions: (1) this device may not cause interference, and (2) this device must accept any interference, including interference that may cause undesired operation of the device.

Conformément à la réglementation d'Industrie Canada, le présent émetteur radio peut fonctionner avec une antenne d'un type et d'un gain maximal (ou inférieur) approuvé pour l'émetteur par Industrie Canada.

Dans le but de réduire les risques de brouillage radioélectrique à l'intention des autres utilisateurs, il faut choisir le type d'antenne et son gain de sorte que la puissance isotrope rayonnée équivalente (p.i.r.e.) ne dépasse pas l'intensité nécessaire à l'établissement d'une communication satisfaisante.

Le présent appareil est conforme aux CNR d'Industrie Canada applicables aux appareils radio exempts de licence. L'exploitation est autorisée aux deux conditions suivantes : (1) l'appareil ne doit pas produire de brouillage, et (2) l'utilisateur de l'appareil doit accepter tout brouillage radioélectrique subi, même si le brouillage est susceptible d'en compromettre le fonctionnement.

This Class B digital apparatus complies with Canadian ICES-003

Cet appareil numérique de classe B est conforme à la norme NMB-003.

RF exposure:

To comply with the FCC RF exposure compliance requirements, this device and its antenna must not be co-located or operating in conjunction with any other antenna or transmitter.

Pour se conformer aux exigences de conformité RF canadienne l'exposition, cet appareil et son antenne ne doivent pas être co-localisés ou fonctionnant en conjonction avec une autre antenne ou transmetteur.

安全注意事項

根據 NCC 低功率電波輻射性電機管理辦法 規定：

LP0002 低功率射頻器材技術規範_章節 3.8.2

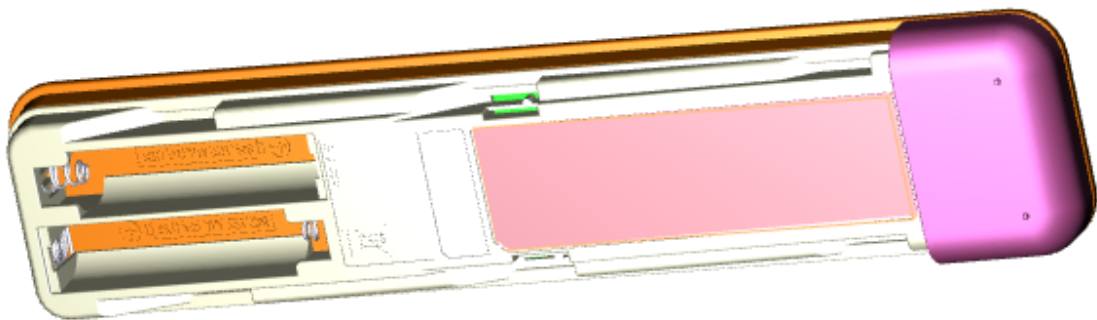
取得審驗證明之低功率射頻器材，非經核准，公司、商號或使用者均不得擅自變更頻率、加大功率或變更原設計之特性及功能。

低功率射頻器材之使用不得影響飛航安全及干擾合法通信；經發現有干擾現象時，應立即停用，並改善至無干擾時方得繼續使用。

前述合法通信，指依電信管理法規定作業之無線電通信。

低功率射頻器材須忍受合法通信或工業、科學及醫療用電波輻射性電機設備之干擾。

NCC ID Logo 標識位置如下 (粉紅色部位)



‘La operación de este equipo está sujeta a las siguientes dos condiciones’

1. **Es posible que este equipo o dispositivo no cause interferencia perjudicial**
2. **Este equipo o dispositivo debe aceptar cualquier interferencia. Incluyendo la que pueda causar su operación no deseada.’**

Este produto está homologado pela ANATEL, de acordo com os procedimentos regulamentados pela Resolução n°. 242/2000 e atende aos requisitos técnicos aplicados. Este equipamento não tem direito à proteção contra interferência prejudicial e não pode causar interferência em sistemas devidamente autorizados. Para maiores informações, consulte o site da ANATEL – www.anatel.gov.br