

PRODUCT COLLECTION

LED Lamps & Fixtures



**LIGHT
SOURCE
SOLUTIONS**



Distributor
GE Lighting

Light Source Solutions, in association with our partner GE, is committed to developing the latest leading edge LED technology lamps and fixtures for the Australian & New Zealand market.

This collection features a range of new and innovative LED products designed specifically to meet the needs of the local market.

For further information please contact your local office.

Australia www.lightsourcesolutions.com.au
Customer Service toll free 1300 762 852

New Zealand www.lightsourcesolutions.co.nz
Customer Service toll free 0800 334 352

Light Source Solutions and Light Source Solutions New Zealand Ltd,
140 Fulton Drive, Derrimut Victoria 3030 Australia

GE is a trademark of General Electric Company and is under license by Light Source Solutions and Light Source Solutions New Zealand Ltd of 140 Fulton Drive Derrimut Vic 3030 Australia.

Contents

| | |
|-------------------|--------|
| Bright Stik..... | 1-4 |
| GLS..... | 5-26 |
| G95..... | 27-30 |
| G125 | 31-32 |
| Pilot..... | 33-44 |
| Candle..... | 45-54 |
| Fancy Round | 55-58 |
| GU10..... | 59-66 |
| MR16..... | 67-74 |
| Reflector | 75-80 |
| PAR 38..... | 81-82 |
| Flush Mount | 83-90 |
| T8 Tube | 91-96 |
| Downlights..... | 97-100 |



LED Bright Stik Gen 2



The LED Bright Stik instantly illuminates a space. Its unique cylindrical shape is designed to make this a versatile all purpose bulb.

Using the latest in LED technology, Bright Stik is a perfect lower energy, longer life & cost effective solution to replace halogen & CFL



RANGE SUMMARY

| | | |
|---|-------|-----------------------------------------------------|
| A | 74490 | GE LED BRIGHT STIK GEN2 6W ES 2700K 470LM 15,000HRS |
| B | 74529 | GE LED BRIGHT STIK GEN2 6W ES 4000K 470LM 15,000HRS |
| C | 74538 | GE LED BRIGHT STIK GEN2 6W BC 2700K 470LM 15,000HRS |
| D | 74541 | GE LED BRIGHT STIK GEN2 6W BC 4000K 470LM 15,000HRS |





LED Bright Stik Gen 2



SPECIFICATIONS

BASIC PRODUCT INFO

| | | | | |
|--------------|-------|-------|-------|-------|
| SKU | 74490 | 74529 | 74538 | 74541 |
| PRODUCT TYPE | Bulb | Bulb | Bulb | Bulb |
| BRAND | GE | GE | GE | GE |
| DIMMABLE Y/N | N | N | N | N |

TECHNICAL DATA

| | | | | |
|-----------------------|-------------------------------|-------------------------------|-------------------------------|-------------------------------|
| VOLTAGE | 240V | 240V | 240V | 240V |
| WATTAGE (MAX) | 6W | 6W | 6W | 6W |
| SOCKET TYPE | ES | ES | BC | BC |
| BEAM ANGLE | 240 degrees | 240 degrees | 240 degrees | 240 degrees |
| BRIGHTNESS/ LUMENS | 470 | 470 | 470 | 470 |
| LIGHT APPEARANCE | 2700K Warm White | 4000K Cool White | 2700K Warm White | 4000K Cool White |
| EFFICACY (LM/W) | 78 | 78 | 78 | 78 |
| CRI | >80 | >80 | >80 | >80 |
| AVERAGE RATED LIFE | 15,000 hours | 15,000 hours | 15,000 hours | 15,000 hours |
| WARRANTY | 3 years from date of purchase | 3 years from date of purchase | 3 years from date of purchase | 3 years from date of purchase |

MEASUREMENTS

PRODUCT DIMENSIONS

| | | | | |
|---------------|------------|------------|------------|------------|
| UNIT SIZE(CM) | H11.5xW3.7 | H11.5xW3.7 | H11.5xW3.7 | H11.5xW3.7 |
| WEIGHT(G) | 47 | 46 | 62 | 55 |

PACKAGING DIMENSIONS

| | | | | |
|--------------------------|----------------|----------------|----------------|----------------|
| RETAIL PACK SIZE (CM) | L4xW4xH12 | L4xW4xH12 | L4xW4xH12 | L4xW4xH12 |
| WEIGHT (G) | 62.5 | 62.5 | 62.5 | 62.5 |
| RETAIL BARCODE (EAN) | 6903218744909 | 6903218745296 | 6903218745388 | 6903218745418 |
| QUANTITY | 1 | 1 | 1 | 1 |
| INNER PACK SIZE (CM) | L23.2W9.3H13.3 | L23.2W9.3H13.3 | L23.2W9.3H13.3 | L23.2W9.3H13.3 |
| WEIGHT (G) | 695 | 695 | 695 | 695 |
| INNER BARCODE (GTIN) | 6903218744909 | 6903218745296 | 6903218745388 | 6903218745418 |
| QUANTITY | 10 | 10 | 10 | 10 |
| OUTER PACK SIZE | L29.5W24H28.2 | L29.5W24H28.2 | L29.5W24H28.2 | L29.5W24H28.2 |
| WEIGHT (KG) | 4.6 | 4.6 | 4.6 | 4.6 |
| OUTER BARCODE (GTIN) | 16903218744906 | 16903218745293 | 16903218745385 | 16903218745415 |
| QUANTITY | 60 | 60 | 60 | 60 |



LED Bright Stik Gen 2

10
WATT



BC & ES
AVAILABLE



The LED Bright Stik instantly illuminates a space. Its unique cylindrical shape is designed to make this a versatile all purpose bulb.

Using the latest in LED technology, Bright Stik is a perfect lower energy, longer life & cost effective solution to replace halogen & CFL



RANGE SUMMARY

| | | |
|---|-------|------------------------------------------------------|
| A | 74553 | GE LED BRIGHT STIK GEN2 10W ES 2700K 780LM 15,000HRS |
| B | 74554 | GE LED BRIGHT STIK GEN2 10W ES 4000K 810LM 15,000HRS |
| C | 74559 | GE LED BRIGHT STIK GEN2 10W BC 2700K 780LM 15,000HRS |
| D | 74562 | GE LED BRIGHT STIK GEN2 10W BC 4000K 810LM 15,000HRS |

**LIGHT
SOURCE
SOLUTIONS**



Distributor
GE Lighting



LED Bright Stik Gen 2



SPECIFICATIONS

| BASIC PRODUCT INFO | | | | |
|--------------------|-------|-------|-------|-------|
| SKU | 74553 | 74554 | 74559 | 74562 |
| PRODUCT TYPE | Bulb | Bulb | Bulb | Bulb |
| BRAND | GE | GE | GE | GE |
| DIMMABLE Y/N | N | N | N | N |

| TECHNICAL DATA | | | | |
|-----------------------|-------------------------------|-------------------------------|-------------------------------|-------------------------------|
| VOLTAGE | 240V | 240V | 240V | 240V |
| WATTAGE (MAX) | 10W | 10W | 10W | 10W |
| SOCKET TYPE | ES | ES | BC | BC |
| BEAM ANGLE | 240 degrees | 240 degrees | 240 degrees | 240 degrees |
| BRIGHTNESS/ LUMENS | 780 | 810 | 780 | 810 |
| LIGHT APPEARANCE | 2700K Warm White | 4000K Cool White | 2700K Warm White | 4000K Cool White |
| EFFICACY (LM/W) | 78 | 81 | 78 | 81 |
| CRI | >80 | >80 | >80 | >80 |
| AVERAGE RATED LIFE | 15,000 hours | 15,000 hours | 15,000 hours | 15,000 hours |
| WARRANTY | 3 years from date of purchase | 3 years from date of purchase | 3 years from date of purchase | 3 years from date of purchase |

| MEASUREMENTS | | | | |
|--------------------------|------------------|------------------|------------------|------------------|
| PRODUCT DIMENSIONS | | | | |
| UNIT SIZE(CM) | H11.5xW3.7 | H11.5xW3.7 | H11.5xW3.7 | H11.5xW3.7 |
| WEIGHT(G) | 53 | 53 | 53 | 53 |
| PACKAGING DIMENSIONS | | | | |
| RETAIL PACK SIZE (CM) | L4xW4xH12 | L4xW4xH12 | L4xW4xH12 | L4xW4xH12 |
| WEIGHT (G) | 58 | 58 | 58 | 58 |
| RETAIL BARCODE (EAN) | 6903218745531 | 6903218745548 | 6903218745593 | 6903218745623 |
| QUANTITY | 1 | 1 | 1 | 1 |
| INNER PACK SIZE (CM) | L23.2xW9.3xD13.3 | L23.2xW9.3xD13.3 | L23.2xW9.3xD13.3 | L23.2xW9.3xD13.3 |
| WEIGHT (G) | 695 | 695 | 695 | 695 |
| INNER BARCODE (GTIN) | 16903218745538 | 16903218745545 | 16903218745590 | 16903218745620 |
| QUANTITY | 10 | 10 | 10 | 10 |
| OUTER PACK SIZE | L29.5xW24xH28.2 | L29.5xW24xH28.2 | L29.5xW24xH28.2 | L29.5xW24xH28.2 |
| WEIGHT (KG) | 4.6 | 4.6 | 4.6 | 4.6 |
| OUTER BARCODE (GTIN) | 6903218745531 | 6903218745548 | 6903218745593 | 6903218745623 |
| QUANTITY | 60 | 60 | 60 | 60 |



LED Heritage GLS

1.9
WATT



BC & ES
AVAILABLE



The LED heritage GLS bulb is an ideal replacement for traditional incandescent filament bulbs.

With a beautiful warm colour temperature and 250 lumen output it is perfect for decorative pendants and lamps where the bulb is a visible feature of the fitting. Rated at 15,000 hours, the 1.9W LED heritage GLS bulb will last up to 15 times longer than 25W vintage filament incandescent equivalents.

A



B



RANGE SUMMARY

| | | |
|----------|---------------|--------------------------------------------------------|
| A | 12016L | GE LED BULB HERITAGE GLS 1.9W ES 2700K 250LM 15,000HRS |
| B | 12017L | GE LED BULB HERITAGE GLS 1.9W BC 2700K 250LM 15,000HRS |

**LIGHT
SOURCE
SOLUTIONS**



Distributor
GE Lighting



LED Heritage GLS



SPECIFICATIONS

| BASIC PRODUCT INFO | | |
|--------------------|--------|--------|
| SKU | 12016L | 12017L |
| PRODUCT TYPE | Bulb | Bulb |
| BRAND | GE | GE |
| DIMMABLE Y/N | N | N |

| TECHNICAL DATA | | |
|-----------------------|-------------------------------|-------------------------------|
| VOLTAGE | 240V | 240V |
| WATTAGE (MAX) | 1.9W | 1.9W |
| SOCKET TYPE | ES | BC |
| BEAM ANGLE | 300 degrees | 300 degrees |
| BRIGHTNESS/ LUMENS | 250 | 250 |
| LIGHT APPEARANCE | 2700K Warm White | 2700K Warm White |
| EFFICACY (LM/W) | 132 | 132 |
| CRI | >80 | >80 |
| AVERAGE RATED LIFE | 15,000 hours | 15,000 hours |
| WARRANTY | 3 years from date of purchase | 3 years from date of purchase |

| MEASUREMENTS | | |
|--------------------------|-----------------|-----------------|
| PRODUCT DIMENSIONS | | |
| UNIT SIZE(CM) | H6xD6 | H6xD6 |
| WEIGHT(G) | 31 | 31 |
| PACKAGING DIMENSIONS | | |
| RETAIL PACK SIZE (CM) | L65xW65xH115 | L65xW65xH115 |
| WEIGHT (G) | 60 | 60 |
| RETAIL BARCODE (EAN) | 9333509120162 | 9333509120179 |
| QUANTITY | 1 | 1 |
| INNER PACK SIZE (CM) | L357xW144xH130 | L357xW144xH130 |
| WEIGHT (G) | 815 | 815 |
| INNER BARCODE (GTIN) | 29333509120166 | 29333509120173 |
| QUANTITY | 10 | 10 |
| OUTER PACK SIZE | L1154xW359xH160 | L1154xW359xH160 |
| WEIGHT (KG) | 6.2 | 6.2 |
| OUTER BARCODE (GTIN) | 39333509120163 | 39333509120170 |
| QUANTITY | 60 | 60 |



LED Heritage GLS

3.7
WATT



The LED heritage GLS bulb is an ideal replacement for traditional incandescent filament bulbs.

With a beautiful warm colour temperature and 470 lumen output it is perfect for decorative pendants and lamps where the bulb is a visible feature of the fitting. Rated at 15,000 hours, the 3.7W LED heritage GLS bulb will last up to 15 times longer than vintage filament incandescent equivalents.

A



B



RANGE SUMMARY

| | | |
|---|--------|--------------------------------------------------------|
| A | 12018L | GE LED BULB HERITAGE GLS 3.7W ES 2700K 470LM 15,000HRS |
| B | 12019L | GE LED BULB HERITAGE GLS 3.7W BC 2700K 470LM 15,000HRS |





LED Heritage GLS



SPECIFICATIONS

BASIC PRODUCT INFO

| | | |
|--------------|--------|--------|
| SKU | 12018L | 12019L |
| PRODUCT TYPE | Bulb | Bulb |
| BRAND | GE | GE |
| DIMMABLE Y/N | N | N |

TECHNICAL DATA

| | | |
|-----------------------|-------------------------------|-------------------------------|
| VOLTAGE | 240V | 240V |
| WATTAGE (MAX) | 3.7W | 3.7W |
| SOCKET TYPE | ES | BC |
| BEAM ANGLE | 300 degrees | 300 degrees |
| BRIGHTNESS/ LUMENS | 470 | 470 |
| LIGHT APPEARANCE | 2700K Warm White | 2700K Warm White |
| EFFICACY (LM/W) | 127 | 127 |
| CRI | >80 | >80 |
| AVERAGE RATED LIFE | 15,000 hours | 15,000 hours |
| WARRANTY | 3 years from date of purchase | 3 years from date of purchase |

MEASUREMENTS

PRODUCT DIMENSIONS

| | | |
|---------------|-------|-------|
| UNIT SIZE(CM) | H6xD6 | H6xD6 |
| WEIGHT(G) | 31 | 31 |

PACKAGING DIMENSIONS

| | | |
|--------------------------|-----------------|-----------------|
| RETAIL PACK SIZE (CM) | L65xW65xH115 | L65xW65xH115 |
| WEIGHT (G) | 60 | 60 |
| RETAIL BARCODE (EAN) | 9333509120186 | 9333509120193 |
| QUANTITY | 1 | 1 |
| INNER PACK SIZE (CM) | L357xW144xH130 | L357xW144xH130 |
| WEIGHT (G) | 815 | 815 |
| INNER BARCODE (GTIN) | 29333509120180 | 29333509120197 |
| QUANTITY | 10 | 10 |
| OUTER PACK SIZE | L1154xW359xH160 | L1154xW359xH160 |
| WEIGHT (KG) | 6.2 | 6.2 |
| OUTER BARCODE (GTIN) | 39333509120187 | 39333509120194 |
| QUANTITY | 60 | 60 |



LED Heritage GLS Bulb



The LED heritage GLS bulb is an ideal replacement for traditional incandescent filament bulbs.

With a beautiful warm colour temperature, 806 lumen output and dimmable option it is perfect for decorative pendants and lamps where the bulb is a visible feature of the fitting. Rated at 15,000 hours, the 6W LED heritage GLS bulb will last up to 15 times longer than vintage filament incandescent equivalents.

A



B



RANGE SUMMARY

| | | |
|---|--------|------------------------------------------------------|
| A | 12020L | GE LED BULB HERITAGE GLS 6W ES 2700K 806LM 15,000HRS |
| B | 12021L | GE LED BULB HERITAGE GLS 6W BC 2700K 806LM 15,000HRS |





LED Heritage GLS Bulb



SPECIFICATIONS

| BASIC PRODUCT INFO | | |
|--------------------------|-------------------------------|-------------------------------|
| SKU | 12020L | 12021L |
| PRODUCT TYPE | Bulb | Bulb |
| BRAND | GE | GE |
| DIMMABLE Y/N | N | N |
| TECHNICAL DATA | | |
| VOLTAGE | 240V | 240V |
| WATTAGE (MAX) | 6W | 6W |
| SOCKET TYPE | ES | BC |
| BEAM ANGLE | 300 degrees | 300 degrees |
| BRIGHTNESS/ LUMENS | 806 | 806 |
| LIGHT APPEARANCE | 2700K Warm White | 2700K Warm White |
| EFFICACY (LM/W) | 134 | 134 |
| CRI | >80 | >80 |
| AVERAGE RATED LIFE | 15,000 hours | 15,000 hours |
| WARRANTY | 3 years from date of purchase | 3 years from date of purchase |
| MEASUREMENTS | | |
| PRODUCT DIMENSIONS | | |
| UNIT SIZE(CM) | H6xW6 | H6xW6 |
| WEIGHT(G) | 31 | 31 |
| PACKAGING DIMENSIONS | | |
| RETAIL PACK SIZE (CM) | L65xW65xH115 | L65xW65xH115 |
| WEIGHT (G) | 60 | 60 |
| RETAIL BARCODE (EAN) | 9333509120209 | 9333509120216 |
| QUANTITY | 1 | 1 |
| INNER PACK SIZE (CM) | L357xW144xH130 | L357xW144xH130 |
| WEIGHT (G) | 815 | 815 |
| INNER BARCODE (GTIN) | 29333509120203 | 29333509120210 |
| QUANTITY | 10 | 10 |
| OUTER PACK SIZE | L1154xW359xH160 | L1154xW359xH160 |
| WEIGHT (KG) | 6.2 | 6.2 |
| OUTER BARCODE (GTIN) | 39333509120200 | 39333509120217 |
| QUANTITY | 60 | 60 |



Dimmable LED Heritage GLS Bulb

6
WATT

LIMITED WARRANTY
3
YEAR



BC & ES
AVAILABLE

The LED dimmable heritage GLS bulb is an ideal replacement for traditional incandescent filament bulbs.

With a beautiful warm colour temperature, 806 lumen output and dimmable option it is perfect for decorative pendants and lamps where the bulb is a visible feature of the fitting. Rated at 15,000 hours, the 6W LED heritage GLS bulb will last up to 15 times longer than vintage filament incandescent equivalents.

A



B



RANGE SUMMARY

| | | |
|---|--------|------------------------------------------------------|
| A | 12022L | GE LED BULB HERITAGE GLS 6W ES 2700K 806LM 15,000HRS |
| B | 12023L | GE LED BULB HERITAGE GLS 6W BC 2700K 806LM 15,000HRS |

**LIGHT
SOURCE
SOLUTIONS**



Distributor
GE Lighting



Dimmable LED Heritage GLS Bulb



SPECIFICATIONS

| BASIC PRODUCT INFO | | |
|--------------------------|-------------------------------|-------------------------------|
| SKU | 12020L | 12021L |
| PRODUCT TYPE | Bulb | Bulb |
| BRAND | GE | GE |
| DIMMABLE Y/N | N | N |
| TECHNICAL DATA | | |
| VOLTAGE | 240V | 240V |
| WATTAGE (MAX) | 6W | 6W |
| SOCKET TYPE | ES | BC |
| BEAM ANGLE | 300 degrees | 300 degrees |
| BRIGHTNESS/ LUMENS | 806 | 806 |
| LIGHT APPEARANCE | 2700K Warm White | 2700K Warm White |
| EFFICACY (LM/W) | 134 | 134 |
| CRI | >80 | >80 |
| AVERAGE RATED LIFE | 15,000 hours | 15,000 hours |
| WARRANTY | 3 years from date of purchase | 3 years from date of purchase |
| MEASUREMENTS | | |
| PRODUCT DIMENSIONS | | |
| UNIT SIZE(CM) | H6xW6 | H6xW6 |
| WEIGHT(G) | 31 | 31 |
| PACKAGING DIMENSIONS | | |
| RETAIL PACK SIZE (CM) | L65xW65xH115 | L65xW65xH115 |
| WEIGHT (G) | 60 | 60 |
| RETAIL BARCODE (EAN) | 9333509120209 | 9333509120216 |
| QUANTITY | 1 | 1 |
| INNER PACK SIZE (CM) | L357xW144xH130 | L357xW144xH130 |
| WEIGHT (G) | 815 | 815 |
| INNER BARCODE (GTIN) | 29333509120203 | 29333509120210 |
| QUANTITY | 10 | 10 |
| OUTER PACK SIZE | L1154xW359xH160 | L1154xW359xH160 |
| WEIGHT (KG) | 6.2 | 6.2 |
| OUTER BARCODE (GTIN) | 39333509120200 | 39333509120217 |
| QUANTITY | 60 | 60 |



LED GLS Bulb

5.5
WATT

LIMITED WARRANTY
3
YEAR

BC & ES
AVAILABLE



The 5.5W LED GLS bulb is an ideal replacement for traditional halogen GLS bulbs.

A standard A60 globe shape, it is perfect for any fixture that uses traditional bulbs. Available in warm and cool white colour temperatures and rated at 15,000 hours, the 5.5W LED GLS bulb will last up to 7 times longer than 28W halogen equivalents.



RANGE SUMMARY

| | | |
|----------|---------------|-----------------------------------------------|
| A | 12061L | GE LED BULB GLS 5.5W BC 2700K 470LM 15,000HRS |
| B | 12062L | GE LED BULB GLS 5.5W ES 2700K 470LM 15,000HRS |
| C | 12063L | GE LED BULB GLS 5.5W BC 4000K 490LM 15,000HRS |
| D | 12064L | GE LED BULB GLS 5.5W ES 4000K 490LM 15,000HRS |

**LIGHT
SOURCE
SOLUTIONS**



Distributor
GE Lighting



LED GLS Bulb



SPECIFICATIONS

| BASIC PRODUCT INFO | | | | |
|--------------------------|-------------------------------|-------------------------------|-------------------------------|-------------------------------|
| SKU | 12061L | 12062L | 12063L | 12064L |
| PRODUCT TYPE | Bulb | Bulb | Bulb | Bulb |
| BRAND | GE | GE | GE | GE |
| DIMMABLE Y/N | N | N | N | N |
| TECHNICAL DATA | | | | |
| VOLTAGE | 240V | 240V | 240V | 240V |
| WATTAGE (MAX) | 5.5W | 5.5W | 5.5W | 5.5W |
| SOCKET TYPE | BC | ES | BC | ES |
| BEAM ANGLE | - | - | - | - |
| BRIGHTNESS/ LUMENS | 470 | 470 | 490 | 490 |
| LIGHT APPEARANCE | 2700K Warm White | 2700K Warm White | 4000K Cool White | 4000K Cool White |
| EFFICACY (LM/W) | 85 | 85 | 89 | 89 |
| CRI | >80 | >80 | >80 | >80 |
| AVERAGE RATED LIFE | 15,000 hours | 15,000 hours | 15,000 hours | 15,000 hours |
| WARRANTY | 3 years from date of purchase | 3 years from date of purchase | 3 years from date of purchase | 3 years from date of purchase |
| MEASUREMENTS | | | | |
| PRODUCT DIMENSIONS | | | | |
| UNIT SIZE(CM) | H10.8xW6 | H11xW6 | H10.8xW6 | H11xW6 |
| WEIGHT(G) | 84 | 78 | 78 | 78 |
| PACKAGING DIMENSIONS | | | | |
| RETAIL PACK SIZE (CM) | L6.4xW6.4xH11.9 | L6.4xW6.4xH11.9 | L6.4xW6.4xH11.9 | L6.4xW6.4xH11.9 |
| WEIGHT (G) | 84 | 78 | 78 | 78 |
| RETAIL BARCODE (EAN) | 9333509120612 | 9333509120629 | 9333509120636 | 9333509120643 |
| QUANTITY | 1 | 1 | 1 | 1 |
| INNER PACK SIZE (CM) | L35xW14.8xH14.5 | L35xW14.8xH14.5 | L35xW14.8xH14.5 | L35xW14.8xH14.5 |
| WEIGHT (G) | 1041 | 981 | 981 | 981 |
| INNER BARCODE (GTIN) | 29333509120616 | 29333509120623 | 29333509120630 | 29333509120647 |
| QUANTITY | 10 | 10 | 10 | 10 |
| OUTER PACK SIZE | L46.5xW36.5xH31.5 | L46.5xW36.5xH31.5 | L46.5xW36.5xH31.5 | L46.5xW36.5xH31.5 |
| WEIGHT (KG) | 7 | 6.6 | 6.6 | 6.6 |
| OUTER BARCODE (GTIN) | 39333509120613 | 39333509120620 | 39333509120637 | 39333509120644 |
| QUANTITY | 60 | 60 | 60 | 60 |



LED GLS Bulb

8.8
WATT

LIMITED WARRANTY
3
YEAR



BC & ES
AVAILABLE

The 8.8W LED GLS bulb is an ideal replacement for traditional halogen GLS bulbs.

A standard A60 globe shape, it is perfect for any fixture that uses traditional bulbs. Available in warm and cool white colour temperatures and rated at 15,000 hours, the 8.8W LED GLS bulb will last up to 7 times longer than 53W halogen equivalents.



RANGE SUMMARY

| | | |
|---|--------|-----------------------------------------------|
| A | 12065L | GE LED BULB GLS 8.8W BC 2700K 806LM 15,000HRS |
| B | 12066L | GE LED BULB GLS 8.8W ES 2700K 806LM 15,000HRS |
| C | 12067L | GE LED BULB GLS 8.8W BC 4000K 820LM 15,000HRS |
| D | 12068L | GE LED BULB GLS 8.8W ES 4000K 820LM 15,000HRS |

**LIGHT
SOURCE
SOLUTIONS**



Distributor
GE Lighting



LED GLS Bulb



SPECIFICATIONS

| BASIC PRODUCT INFO | | | | |
|--------------------|--------|--------|--------|--------|
| SKU | 12065L | 12066L | 12067L | 12068L |
| PRODUCT TYPE | Bulb | Bulb | Bulb | Bulb |
| BRAND | GE | GE | GE | GE |
| DIMMABLE Y/N | N | N | N | N |

| TECHNICAL DATA | | | | |
|-----------------------|-------------------------------|-------------------------------|-------------------------------|-------------------------------|
| VOLTAGE | 240V | 240V | 240V | 240V |
| WATTAGE (MAX) | 8.8W | 8.8W | 8.8W | 8.8W |
| SOCKET TYPE | BC | ES | BC | ES |
| BEAM ANGLE | - | - | - | - |
| BRIGHTNESS/ LUMENS | 806 | 806 | 820 | 820 |
| LIGHT APPEARANCE | 2700K Warm White | 2700K Warm White | 4000K Cool White | 4000K Cool White |
| EFFICACY (LM/W) | 91 | 91 | 93 | 93 |
| CRI | >80 | >80 | >80 | >80 |
| AVERAGE RATED LIFE | 15,000 hours | 15,000 hours | 15,000 hours | 15,000 hours |
| WARRANTY | 3 years from date of purchase | 3 years from date of purchase | 3 years from date of purchase | 3 years from date of purchase |

| MEASUREMENTS | | | | |
|--------------------------|-------------------|-------------------|-------------------|-------------------|
| PRODUCT DIMENSIONS | | | | |
| UNIT SIZE(CM) | H10.8xW6 | H11xW6 | H10.8xW6 | H11xW6 |
| WEIGHT(G) | 95 | 89 | 95 | 89 |
| PACKAGING DIMENSIONS | | | | |
| RETAIL PACK SIZE (CM) | L6.4xW6.4xH11.9 | L6.4xW6.4xH11.9 | L6.4xW6.4xH11.9 | L6.4xW6.4xH11.9 |
| WEIGHT (G) | 95 | 89 | 95 | 89 |
| RETAIL BARCODE (EAN) | 9333509120650 | 9333509120667 | 9333509120674 | 9333509120681 |
| QUANTITY | 1 | 1 | 1 | 1 |
| INNER PACK SIZE (CM) | L35xW14.8xH14.5 | L35xW14.8xH14.5 | L35xW14.8xH14.5 | L35xW14.8xH14.5 |
| WEIGHT (G) | 1151 | 1091 | 1151 | 1091 |
| INNER BARCODE (GTIN) | 29333509120654 | 29333509120661 | 29333509120678 | 29333509120685 |
| QUANTITY | 10 | 10 | 10 | 10 |
| OUTER PACK SIZE | L46.5xW36.5xH31.5 | L46.5xW36.5xH31.5 | L46.5xW36.5xH31.5 | L46.5xW36.5xH31.5 |
| WEIGHT (KG) | 7.6 | 7.3 | 7.6 | 7.6 |
| OUTER BARCODE (GTIN) | 39333509120651 | 39333509120668 | 39333509120675 | 39333509120682 |
| QUANTITY | 60 | 60 | 60 | 60 |



LED GLS Bulb

10.5
WATT

LIMITED WARRANTY
3
YEAR

BC & ES
AVAILABLE



The 10.5W LED GLS bulb is an ideal replacement for traditional halogen GLS bulbs.

A standard A60 globe shape, it is perfect for any fixture that uses traditional bulbs. Available in warm and cool white colour temperatures and rated at 15,000 hours, the 10.5W LED GLS bulb will last up to 7 times longer than 70W halogen equivalents.



RANGE SUMMARY

| | | |
|---|--------|-------------------------------------------------|
| A | 12069L | GE LED BULB GLS 10.5W BC 2700K 1060LM 15,000HRS |
| B | 12070L | GE LED BULB GLS 10.5W ES 2700K 1060LM 15,000HRS |
| C | 12071L | GE LED BULB GLS 10.5W BC 4000K 1100LM 15,000HRS |
| D | 12072L | GE LED BULB GLS 10.5W ES 4000K 1100LM 15,000HRS |

**LIGHT
SOURCE
SOLUTIONS**



Distributor
GE Lighting



LED GLS Bulb



SPECIFICATIONS

| BASIC PRODUCT INFO | | | | |
|--------------------|--------|--------|--------|--------|
| SKU | 12069L | 12070L | 12071L | 12072L |
| PRODUCT TYPE | Bulb | Bulb | Bulb | Bulb |
| BRAND | GE | GE | GE | GE |
| DIMMABLE Y/N | N | N | N | N |

| TECHNICAL DATA | | | | |
|-----------------------|-------------------------------|-------------------------------|-------------------------------|-------------------------------|
| VOLTAGE | 240V | 240V | 240V | 240V |
| WATTAGE (MAX) | 10.5W | 10.5W | 10.5W | 10.5W |
| SOCKET TYPE | BC | ES | BC | ES |
| BEAM ANGLE | - | - | - | - |
| BRIGHTNESS/ LUMENS | 1060 | 1060 | 1100 | 1100 |
| LIGHT APPEARANCE | 2700K Warm White | 2700K Warm White | 4000K Cool White | 4000K Cool White |
| EFFICACY (LM/W) | 100 | 100 | 105 | 105 |
| CRI | >80 | >80 | >80 | >80 |
| AVERAGE RATED LIFE | 15,000 hours | 15,000 hours | 15,000 hours | 15,000 hours |
| WARRANTY | 3 years from date of purchase | 3 years from date of purchase | 3 years from date of purchase | 3 years from date of purchase |

| MEASUREMENTS | | | | |
|--------------------------|-------------------|-------------------|-------------------|-------------------|
| PRODUCT DIMENSIONS | | | | |
| UNIT SIZE(CM) | H12xW6 | H12xW6 | H12xW6 | H12xW6 |
| WEIGHT(G) | 108 | 104 | 112 | 104 |
| PACKAGING DIMENSIONS | | | | |
| RETAIL PACK SIZE (CM) | L6.4xW6.4xH13 | L6.4xW6.4xH13 | L6.4xW6.4xH13 | L6.4xW6.4xH13 |
| WEIGHT (G) | 108 | 104 | 112 | 104 |
| RETAIL BARCODE (EAN) | 9333509120698 | 9333509120704 | 9333509120711 | 9333509120728 |
| QUANTITY | 1 | 1 | 1 | 1 |
| INNER PACK SIZE (CM) | L35xW14.8xH15.5 | L35xW14.8xH15.5 | L35xW14.8xH15.5 | L35xW14.8xH15.5 |
| WEIGHT (G) | 1310 | 1270 | 1350 | 1270 |
| INNER BARCODE (GTIN) | 29333509120692 | 29333509120708 | 29333509120715 | 29333509120722 |
| QUANTITY | 10 | 10 | 10 | 10 |
| OUTER PACK SIZE | L46.5xW36.5xH33.5 | L46.5xW36.5xH33.5 | L46.5xW36.5xH33.5 | L46.5xW36.5xH33.5 |
| WEIGHT (KG) | 8.6 | 8.4 | 8.9 | 8.4 |
| OUTER BARCODE (GTIN) | 39333509120699 | 39333509120705 | 39333509120712 | 39333509120729 |
| QUANTITY | 60 | 60 | 60 | 60 |



LED GLS Bulb

14.5
WATT

LIMITED WARRANTY
3
YEAR

BC & ES
AVAILABLE



The 14.5W LED GLS bulb is an ideal replacement for traditional halogen GLS bulbs.

A standard A60 globe shape, it is perfect for any fixture that uses traditional bulbs. Available in warm and cool white colour temperatures and rated at 15,000 hours, the 14.5W LED GLS bulb will last up to 7 times longer than 100W halogen equivalents.

A



B



C



D



RANGE SUMMARY

| | | |
|---|--------|-------------------------------------------------|
| A | 12073L | GE LED BULB GLS 14.5W BC 2700K 1521LM 15,000HRS |
| B | 12074L | GE LED BULB GLS 14.5W ES 2700K 1521LM 15,000HRS |
| C | 12075L | GE LED BULB GLS 14.5W BC 4000K 1600LM 15,000HRS |
| D | 12076L | GE LED BULB GLS 14.5W ES 4000K 1600LM 15,000HRS |

**LIGHT
SOURCE
SOLUTIONS**



Distributor
GE Lighting



LED GLS Bulb



SPECIFICATIONS

| BASIC PRODUCT INFO | | | | |
|--------------------|--------|--------|--------|--------|
| SKU | 12073L | 12074L | 12075L | 12076L |
| PRODUCT TYPE | Bulb | Bulb | Bulb | Bulb |
| BRAND | GE | GE | GE | GE |
| DIMMABLE Y/N | N | N | N | N |

| TECHNICAL DATA | | | | |
|-----------------------|-------------------------------|-------------------------------|-------------------------------|-------------------------------|
| VOLTAGE | 240V | 240V | 240V | 240V |
| WATTAGE (MAX) | 14.5W | 14.5W | 14.5W | 14.5W |
| SOCKET TYPE | BC | ES | BC | ES |
| BEAM ANGLE | - | - | - | - |
| BRIGHTNESS/ LUMENS | 1521 | 1521 | 1600 | 1600 |
| LIGHT APPEARANCE | 2700K Warm White | 2700K Warm White | 4000K Cool White | 4000K Cool White |
| EFFICACY (LM/W) | 105 | 105 | 110 | 110 |
| CRI | >80 | >80 | >80 | >80 |
| AVERAGE RATED LIFE | 15,000 hours | 15,000 hours | 15,000 hours | 15,000 hours |
| WARRANTY | 3 years from date of purchase | 3 years from date of purchase | 3 years from date of purchase | 3 years from date of purchase |

| MEASUREMENTS | | | | |
|--------------------------|-------------------|-------------------|-------------------|-------------------|
| PRODUCT DIMENSIONS | | | | |
| UNIT SIZE(CM) | H11.9xW6 | H12xW6 | H11.9xW6 | H12xW6 |
| WEIGHT(G) | 142 | 142 | 143 | 136 |
| PACKAGING DIMENSIONS | | | | |
| RETAIL PACK SIZE (CM) | L6.4xW6.4xH13 | L6.4xW6.4xH13 | L6.4xW6.4xH13 | L6.4xW6.4xH13 |
| WEIGHT (G) | 142 | 142 | 143 | 136 |
| RETAIL BARCODE (EAN) | 9333509120735 | 9333509120742 | 9333509120759 | 9333509120766 |
| QUANTITY | 1 | 1 | 1 | 1 |
| INNER PACK SIZE (CM) | L35xW14.8xH15.5 | L35xW14.8xH15.5 | L35xW14.8xH15.5 | L35xW14.8xH15.5 |
| WEIGHT (G) | 1650 | 1590 | 1660 | 1590 |
| INNER BARCODE (GTIN) | 29333509120739 | 29333509120746 | 29333509120753 | 29333509120760 |
| QUANTITY | 10 | 10 | 10 | 10 |
| OUTER PACK SIZE | L46.5xW36.5xH33.5 | L46.5xW36.5xH33.5 | L46.5xW36.5xH33.5 | L46.5xW36.5xH33.5 |
| WEIGHT (KG) | 10.7 | 10.3 | 10.7 | 10.3 |
| OUTER BARCODE (GTIN) | 39333509120736 | 39333509120743 | 39333509120750 | 39333509120767 |
| QUANTITY | 60 | 60 | 60 | 60 |



Dimmable LED GLS Bulb

12
WATT

LIMITED WARRANTY
3
YEAR



BC & ES
AVAILABLE

DIMMABLE

The 12W LED dimmable GLS bulb is an ideal replacement for traditional halogen GLS bulbs.

A standard A60 globe shape is perfect for any fixture that uses traditional bulbs. Available in warm and cool white colour temperatures and rated at 15,000 hours, the 12W LED dimmable GLS bulb will last up to 7 times longer than 70W halogen equivalents.

A



B



C



D



RANGE SUMMARY

| | | |
|---|---------------|---------------------------------------------------|
| A | 11633L | GE LED BULB GLS 12W BC DIM 2700K 1060LM 15,000HRS |
| B | 11634L | GE LED BULB GLS 12W ES DIM 2700K 1060LM 15,000HRS |
| C | 11635L | GE LED BULB GLS 12W BC DIM 4000K 1100LM 15,000HRS |
| D | 11636L | GE LED BULB GLS 12W ES DIM 4000K 1100LM 15,000HRS |

**LIGHT
SOURCE
SOLUTIONS**



Distributor
GE Lighting



Dimmable LED GLS Bulb



SPECIFICATIONS

| BASIC PRODUCT INFO | | | | |
|--------------------|--------|--------|--------|--------|
| SKU | 11633L | 11634L | 11635L | 11636L |
| PRODUCT TYPE | Bulb | Bulb | Bulb | Bulb |
| BRAND | GE | GE | GE | GE |
| DIMMABLE Y/N | Y | Y | Y | Y |

| TECHNICAL DATA | | | | |
|-----------------------|-------------------------------|-------------------------------|-------------------------------|-------------------------------|
| VOLTAGE | 240V | 240V | 240V | 240V |
| WATTAGE (MAX) | 12W | 12W | 12W | 12W |
| SOCKET TYPE | BC | ES | BC | ES |
| BEAM ANGLE | - | - | - | - |
| BRIGHTNESS/ LUMENS | 1060 | 1060 | 1100 | 1100 |
| LIGHT APPEARANCE | 2700K Warm White | 2700K Warm White | 4000K Cool White | 4000K Cool White |
| EFFICACY (LM/W) | 88 | 88 | 91 | 91 |
| CRI | >80 | >80 | >80 | >80 |
| AVERAGE RATED LIFE | 15,000 hours | 15,000 hours | 15,000 hours | 15,000 hours |
| WARRANTY | 3 years from date of purchase | 3 years from date of purchase | 3 years from date of purchase | 3 years from date of purchase |

| MEASUREMENTS | | | | |
|--------------------------|-------------------|-------------------|-------------------|-------------------|
| PRODUCT DIMENSIONS | | | | |
| UNIT SIZE(CM) | H12xW6 | H12.2xW6 | H12xW6 | H12.2xW6 |
| WEIGHT(G) | 166 | 163 | 166 | 163 |
| PACKAGING DIMENSIONS | | | | |
| RETAIL PACK SIZE (CM) | L6.4xW6.4xH13 | L6.4xW6.4xH13 | L6.4xW6.4xH13 | L6.4xW6.4xH13 |
| WEIGHT (G) | 166 | 163 | 166 | 163 |
| RETAIL BARCODE (EAN) | 9333509116332 | 9333509116349 | 9333509116356 | 9333509116363 |
| QUANTITY | 1 | 1 | 1 | 1 |
| INNER PACK SIZE (CM) | L35xW14.8xH15.5 | L35xW14.8xH15.5 | L35xW14.8xH15.5 | L35xW14.8xH15.5 |
| WEIGHT (G) | 1220 | 1860 | 1890 | 1860 |
| INNER BARCODE (GTIN) | 29333509116336 | 29333509116343 | 29333509116350 | 29333509116367 |
| QUANTITY | 10 | 10 | 10 | 10 |
| OUTER PACK SIZE | L46.5xW36.5xH33.5 | L46.5xW36.5xH33.5 | L46.5xW36.5xH33.5 | L46.5xW36.5xH33.5 |
| WEIGHT (KG) | 12.1 | 11.9 | 12.1 | 11.9 |
| OUTER BARCODE (GTIN) | 39333509116333 | 39333509116340 | 39333509116357 | 39333509116364 |
| QUANTITY | 60 | 60 | 60 | 60 |



Dimmable LED GLS Bulb

**8.5
WATT**

LIMITED WARRANTY
3
YEAR



BC & ES
AVAILABLE

DIMMABLE

The LED dimmable GLS bulb is an ideal replacement for traditional bulbs.

A standard A60 globe shape, it is perfect for any fixture that used traditional bulbs. Available in warm and cool white colour temperatures and rated 15,000 hours, the LED GLS will last 7 times longer than 53W halogen

A



B



C



D



RANGE SUMMARY

| | | |
|---|--------|--------------------------------------------------------------|
| A | 11629L | GE LED GLS BULB 8.5W BC DIM 2700K WARM WHITE 806LM 15,000HRS |
| B | 11630L | GE LED GLS BULB 8.5W ES DIM 2700K WARM WHITE 806LM 15,000HRS |
| C | 11631L | GE LED GLS BULB 8.5W BC DIM 4000K COOL WHITE 850LM 15,000HRS |
| D | 11632L | GE LED GLS BULB 8.5W ES DIM 4000K COOL WHITE 850LM 15,000HRS |

**LIGHT
SOURCE
SOLUTIONS**



Distributor
GE Lighting



Dimmable LED GLS Bulb



SPECIFICATIONS

BASIC PRODUCT INFO

| | | | | |
|--------------|--------|--------|--------|--------|
| SKU | 11629L | 11630L | 11631L | 11632L |
| PRODUCT TYPE | Bulb | Bulb | Bulb | Bulb |
| BRAND | GE | GE | GE | GE |
| DIMMABLE Y/N | Y | Y | Y | Y |

TECHNICAL DATA

| | | | | |
|-----------------------|-------------------------------|-------------------------------|-------------------------------|-------------------------------|
| VOLTAGE | 240V | 240V | 240V | 240V |
| WATTAGE (MAX) | 8.5W | 8.5W | 8.5W | 8.5W |
| SOCKET TYPE | BC | ES | BC | ES |
| BEAM ANGLE | 240 degrees | 240 degrees | 240 degrees | 240 degrees |
| BRIGHTNESS/ LUMENS | 806 | 806 | 850 | 850 |
| LIGHT APPEARANCE | 2700K Warm White | 2700K Warm White | 4000K Cool White | 4000K Cool White |
| EFFICACY (LM/W) | 94 | 94 | 100 | 100 |
| CRI | >80 | >80 | >80 | >80 |
| AVERAGE RATED LIFE | 15,000 hours | 15,000 hours | 15,000 hours | 15,000 hours |
| WARRANTY | 3 years from date of purchase | 3 years from date of purchase | 3 years from date of purchase | 3 years from date of purchase |

MEASUREMENTS

PRODUCT DIMENSIONS

| | | | | |
|---------------|----------|--------|----------|--------|
| UNIT SIZE(CM) | H10.8xW6 | H11xW6 | H10.8xW6 | H11xW6 |
| WEIGHT(G) | 10 | 10 | 10 | 10 |

PACKAGING DIMENSIONS

| | | | | |
|--------------------------|-------------------|-------------------|-------------------|-------------------|
| RETAIL PACK SIZE (CM) | L6.4xW6.4xH11.9 | L6.4xW6.4xH11.9 | L6.4xW6.4xH11.9 | L6.4xW6.4xH11.9 |
| WEIGHT (G) | 101 | 95 | 101 | 95 |
| RETAIL BARCODE (EAN) | 9333509116295 | 9333509116301 | 9333509116318 | 9333509116325 |
| QUANTITY | 1 | 1 | 1 | 1 |
| INNER PACK SIZE (CM) | L35.5xW14.8xD14.5 | L35.5xW14.8xD14.5 | L35.5xW14.8xD14.5 | L35.5xW14.8xD14.5 |
| WEIGHT (G) | 121 | 115 | 121 | 115 |
| INNER BARCODE (GTIN) | 29333509116299 | 29333509116305 | 29333509116312 | 29333509116329 |
| QUANTITY | 10 | 10 | 10 | 10 |
| OUTER PACK SIZE | L46.5xW37xD31.5 | L46.5xW37xD31.5 | L46.5xW37xD31.5 | L46.5xW37xD31.5 |
| WEIGHT (KG) | 8 | 7.64 | 8 | 7.64 |
| OUTER BARCODE (GTIN) | 39333509116296 | 39333509116302 | 39333509116319 | 39333509116326 |
| QUANTITY | 60 | 60 | 60 | 60 |



LED Colour Shift GLS Bulb

8.6
WATT



The 8.6W LED Colour Shift-X3 GLS bulb allows the user to enjoy 3 colour temperatures in one LED bulb, making it suitable for different stages throughout the day.

Wake up with daylight for mornings, shift to cool white for the middle of the day and relax with warm white in the evenings. Shifting colours can be done with the flick of a switch. Starting with warm white, turn off and on for daylight, and turn off and on again for cool white. Rated 15,000 hours, the 8.6W LED bulb will last 7 times longer than 53W halogen equivalents.

A



RANGE SUMMARY

12078L

GE LED BULB COLOUR SHIFT-X3 GLS 8.6W ES 27/65/4000K 806LM 25,000HRS

**LIGHT
SOURCE
SOLUTIONS**



Distributor
GE Lighting



LED Colour Shift GLS Bulb

8.6
WATT



SPECIFICATIONS

BASIC PRODUCT INFO

| | |
|--------------|--------|
| SKU | 12078L |
| PRODUCT TYPE | Bulb |
| BRAND | GE |
| DIMMABLE Y/N | N |

TECHNICAL DATA

| | |
|-----------------------|-------------------------------|
| VOLTAGE | 240V |
| WATTAGE (MAX) | 8.6W |
| SOCKET TYPE | ES |
| BEAM ANGLE | - |
| BRIGHTNESS/ LUMENS | 806 |
| LIGHT APPEARANCE | 2700K, 4000K, 6500K |
| EFFICACY (LM/W) | 94 |
| CRI | >80 |
| AVERAGE RATED LIFE | 25,000 hours |
| WARRANTY | 3 years from date of purchase |

MEASUREMENTS

PRODUCT DIMENSIONS

| | |
|---------------|--------|
| UNIT SIZE(CM) | H12xW6 |
| WEIGHT(G) | 98 |

PACKAGING DIMENSIONS

| | |
|--------------------------|-------------------|
| RETAIL PACK SIZE (CM) | L64xW64xH130 |
| WEIGHT (G) | 98 |
| RETAIL BARCODE (EAN) | 9333509120780 |
| QUANTITY | 1 |
| INNER PACK SIZE (CM) | L35xW14.8xH15.5 |
| WEIGHT (G) | 1210 |
| INNER BARCODE (GTIN) | 29333509120784 |
| QUANTITY | 10 |
| OUTER PACK SIZE | L46.5xW36.5xH33.5 |
| WEIGHT (KG) | 8.1 |
| OUTER BARCODE (GTIN) | 39333509120781 |
| QUANTITY | 60 |



LED Heritage G95 Bulb

3.7
WATT

LIMITED WARRANTY
3
YEAR

BC & ES
AVAILABLE



The LED heritage G95 spherical bulb is an ideal replacement for traditional incandescent light bulbs.

With a beautiful warm colour temperature and 420 lumen output it is perfect for decorative pendants and lamps where the bulb is a visible feature of the fitting. Rated at 15,000 hours, the 3.7W LED heritage G95 bulb will last up to 15 times longer than vintage filament incandescent equivalents.

A



B



RANGE SUMMARY

| | | |
|---|--------|--------------------------------------------------------|
| A | 12024L | GE LED BULB HERITAGE G95 3.7W ES 2200K 420LM 15,000HRS |
| B | 12025L | GE LED BULB HERITAGE G95 3.7W BC 2200K 420LM 15,000HRS |

**LIGHT
SOURCE
SOLUTIONS**



Distributor
GE Lighting



LED Heritage G95 Bulb



SPECIFICATIONS

BASIC PRODUCT INFO

| | | |
|--------------|--------|--------|
| SKU | 12024L | 12025L |
| PRODUCT TYPE | Bulb | Bulb |
| BRAND | GE | GE |
| DIMMABLE Y/N | N | N |

TECHNICAL DATA

| | | |
|-----------------------|-------------------------------|-------------------------------|
| VOLTAGE | 240V | 240V |
| WATTAGE (MAX) | 3.7W | 3.7W |
| SOCKET TYPE | ES | BC |
| BEAM ANGLE | 300 degrees | 300 degrees |
| BRIGHTNESS/ LUMENS | 420 | 420 |
| LIGHT APPEARANCE | 2200K Warm White | 2200K Warm White |
| EFFICACY (LM/W) | 114 | 114 |
| CRI | >80 | >80 |
| AVERAGE RATED LIFE | 15,000 hours | 15,000 hours |
| WARRANTY | 3 years from date of purchase | 3 years from date of purchase |

MEASUREMENTS

PRODUCT DIMENSIONS

| | | |
|---------------|-----------|-----------|
| UNIT SIZE(CM) | H9.5xD9.5 | H9.5xD9.5 |
| WEIGHT(G) | 56 | 56 |

PACKAGING DIMENSIONS

| | | |
|--------------------------|----------------|----------------|
| RETAIL PACK SIZE (CM) | L100xW100xH150 | L100xW100xH150 |
| WEIGHT (G) | 138 | 138 |
| RETAIL BARCODE (EAN) | 9333509120247 | 9333509120254 |
| QUANTITY | 1 | 1 |
| INNER PACK SIZE (CM) | L326xW217xH164 | L326xW217xH164 |
| WEIGHT (G) | 1145 | 1145 |
| INNER BARCODE (GTIN) | 29333509120241 | 29333509120258 |
| QUANTITY | 6 | 6 |
| OUTER PACK SIZE | L506xW386xH366 | L506xW386xH366 |
| WEIGHT (KG) | 5.83 | 5.83 |
| OUTER BARCODE (GTIN) | 39333509120248 | 39333509120255 |
| QUANTITY | 24 | 24 |



Dimmable LED Heritage G95 Bulb



The dimmable LED heritage G95 bulb is an ideal replacement for traditional incandescent light bulbs.

With a beautiful warm colour temperature, dimming capability and 640 lumen output it is perfect for decorative pendants and lamps where the bulb is a visible feature of the fitting. Rated at 15,000 hours, the 6W LED heritage G95 bulb will last up to 15 times longer than vintage filament incandescent equivalents.

A



B



RANGE SUMMARY

| | | |
|---|--------|----------------------------------------------------------|
| A | 12026L | GE LED BULB HERITAGE G95 6W ES DIM 2200K 640LM 15,000HRS |
| B | 12027L | GE LED BULB HERITAGE G95 6W BC DIM 2200K 640LM 15,000HRS |



Dimmable LED Heritage G95 Bulb



SPECIFICATIONS

| BASIC PRODUCT INFO | | |
|--------------------|--------|--------|
| SKU | 12026L | 12027L |
| PRODUCT TYPE | Bulb | Bulb |
| BRAND | GE | GE |
| DIMMABLE Y/N | Y | Y |

| TECHNICAL DATA | | |
|-----------------------|-------------------------------|-------------------------------|
| VOLTAGE | 240V | 240V |
| WATTAGE (MAX) | 6W | 6W |
| SOCKET TYPE | ES | BC |
| BEAM ANGLE | 300 degrees | 300 degrees |
| BRIGHTNESS/ LUMENS | 640 | 640 |
| LIGHT APPEARANCE | 2200K Warm White | 2200K Warm White |
| EFFICACY (LM/W) | 107 | 107 |
| CRI | >80 | >80 |
| AVERAGE RATED LIFE | 15,000 hours | 15,000 hours |
| WARRANTY | 3 years from date of purchase | 3 years from date of purchase |

| MEASUREMENTS | | |
|--------------------------|----------------|----------------|
| PRODUCT DIMENSIONS | | |
| UNIT SIZE(CM) | H9.5xD9.5 | H9.5xD9.5 |
| WEIGHT(G) | 56 | 56 |
| PACKAGING DIMENSIONS | | |
| RETAIL PACK SIZE (CM) | L100xW100xH150 | L100xW100xH150 |
| WEIGHT (G) | 138 | 138 |
| RETAIL BARCODE (EAN) | 9333509120261 | 9333509120278 |
| QUANTITY | 1 | 1 |
| INNER PACK SIZE (CM) | L326xW217xH164 | L326xW217xH164 |
| WEIGHT (G) | 1145 | 1145 |
| INNER BARCODE (GTIN) | 29333509120265 | 29333509120272 |
| QUANTITY | 6 | 6 |
| OUTER PACK SIZE | L506xW386xH366 | L506xW386xH366 |
| WEIGHT (KG) | 5.83 | 5.83 |
| OUTER BARCODE (GTIN) | 39333509120262 | 39333509120279 |
| QUANTITY | 24 | 24 |



Heritage LED G125 Bulb

3.7
WATT

LIMITED WARRANTY
3
YEAR

BC & ES
AVAILABLE



The LED heritage G125 spherical bulb is an ideal replacement for traditional incandescent light bulbs.

With a beautiful warm colour temperature and 420 lumen output it is perfect for decorative pendants and lamps where the bulb is a visible feature of the fitting. Rated at 15,000 hours, the 3.7W LED heritage G125 bulb will last up to 15 times longer than vintage filament incandescent equivalents.

A



B



RANGE SUMMARY

| | | |
|---|--------|---------------------------------------------------------|
| A | 12028L | GE LED BULB HERITAGE G125 3.7W ES 2200K 420LM 15,000HRS |
| B | 12029L | GE LED BULB HERITAGE G125 3.7W BC 2200K 420LM 15,000HRS |

**LIGHT
SOURCE
SOLUTIONS**



Distributor
GE Lighting



Heritage LED G125 Bulb



SPECIFICATIONS

BASIC PRODUCT INFO

| | | |
|--------------|--------|--------|
| SKU | 12028L | 12029L |
| PRODUCT TYPE | Bulb | Bulb |
| BRAND | GE | GE |
| DIMMABLE Y/N | N | N |

TECHNICAL DATA

| | | |
|-----------------------|-------------------------------|-------------------------------|
| VOLTAGE | 240V | 240V |
| WATTAGE (MAX) | 3.7W | 3.7W |
| SOCKET TYPE | ES | BC |
| BEAM ANGLE | 300 degrees | 300 degrees |
| BRIGHTNESS/ LUMENS | 420 | 420 |
| LIGHT APPEARANCE | 2200K Warm White | 2200K Warm White |
| EFFICACY (LM/W) | 114 | 114 |
| CRI | >80 | >80 |
| AVERAGE RATED LIFE | 15,000 hours | 15,000 hours |
| WARRANTY | 3 years from date of purchase | 3 years from date of purchase |

MEASUREMENTS

| | | |
|--------------------------|----------------|----------------|
| PRODUCT DIMENSIONS | | |
| UNIT SIZE(CM) | H12.6xD12.4 | H12.4xD12.4 |
| WEIGHT(G) | 102 | 102 |
| PACKAGING DIMENSIONS | | |
| RETAIL PACK SIZE (CM) | L130xW130xH185 | L130xW130xH185 |
| WEIGHT (G) | 240 | 240 |
| RETAIL BARCODE (EAN) | 9333509120285 | 9333509120292 |
| QUANTITY | 1 | 1 |
| INNER PACK SIZE (CM) | L416xW277xH199 | L416xW277xH199 |
| WEIGHT (G) | 1928 | 1928 |
| INNER BARCODE (GTIN) | 29333509120289 | 29333509120296 |
| QUANTITY | 6 | 6 |
| OUTER PACK SIZE | L626xW476xH436 | L626xW476xH436 |
| WEIGHT (KG) | 9.6 | 9.6 |
| OUTER BARCODE (GTIN) | 39333509120286 | 39333509120293 |
| QUANTITY | 24 | 24 |



LED Heritage Pilot

1.9
WATT

LIMITED WARRANTY
3
YEAR

BC & ES
AVAILABLE



The LED heritage pilot bulb is an ideal replacement for traditional incandescent filament bulbs.

With a beautiful warm colour temperature and 200 lumen output it is perfect for decorative pendants and lamps where the bulb is a visible feature of the fitting. Rated at 15,000 hours, the 1.9W LED heritage pilot bulb will last up to 15 times longer than 25W filament incandescent equivalents.

A



B



RANGE SUMMARY

| | | |
|---|--------|----------------------------------------------------------|
| A | 12010L | GE LED BULB HERITAGE PILOT 1.9W ES 2200K 200LM 15,000HRS |
| B | 12011L | GE LED BULB HERITAGE PILOT 1.9W BC 2200K 200LM 15,000HRS |

**LIGHT
SOURCE
SOLUTIONS**



Distributor
GE Lighting



LED Heritage Pilot



SPECIFICATIONS

| BASIC PRODUCT INFO | | |
|--------------------------|-------------------------------|-------------------------------|
| SKU | 12010L | 12011L |
| PRODUCT TYPE | Bulb | Bulb |
| BRAND | GE | GE |
| DIMMABLE Y/N | N | N |
| TECHNICAL DATA | | |
| VOLTAGE | 240V | 240V |
| WATTAGE (MAX) | 1.9W | 1.9W |
| SOCKET TYPE | ES | BC |
| BEAM ANGLE | 300 degrees | 300 degrees |
| BRIGHTNESS/ LUMENS | 200 | 200 |
| LIGHT APPEARANCE | 2200K Warm White | 2200K Warm White |
| EFFICACY (LM/W) | 105 | 105 |
| CRI | >80 | >80 |
| AVERAGE RATED LIFE | 15,000 hours | 15,000 hours |
| WARRANTY | 3 years from date of purchase | 3 years from date of purchase |
| MEASUREMENTS | | |
| PRODUCT DIMENSIONS | | |
| UNIT SIZE(CM) | H6.4xD6.4 | H6.4xD6.4 |
| WEIGHT(G) | 47 | 47 |
| PACKAGING DIMENSIONS | | |
| RETAIL PACK SIZE (CM) | L66xW66xH150 | L66xW66xH150 |
| WEIGHT (G) | 90 | 90 |
| RETAIL BARCODE (EAN) | 9333509120100 | 9333509120117 |
| QUANTITY | 1 | 1 |
| INNER PACK SIZE (CM) | L225xW149xH164 | L225xW149xH164 |
| WEIGHT (G) | 756 | 756 |
| INNER BARCODE (GTIN) | 29333509120104 | 29333509120111 |
| QUANTITY | 6 | 6 |
| OUTER PACK SIZE | L522xW369xH196 | L522xW369xH196 |
| WEIGHT (KG) | 4.29 | 4.29 |
| OUTER BARCODE (GTIN) | 39333509120101 | 39333509120118 |
| QUANTITY | 24 | 24 |



LED Heritage Pilot

1.9
WATT



The LED heritage pilot bulb is an ideal replacement for traditional incandescent filament bulbs.

With a beautiful warm colour temperature, amber glass and 180 lumen output it is perfect for decorative pendants and lamps where the bulb is a visible feature of the fitting. Rated at 15,000 hours, the 1.9W LED heritage pilot bulb will last up to 15 times longer than 25W vintage filament incandescent equivalents.



RANGE SUMMARY

| | | |
|---|--------|----------------------------------------------------------------|
| A | 12004L | GE LED BULB HERITAGE PILOT 1.9W ES 2000K AMBER 180LM 15,000HRS |
| B | 12005L | GE LED BULB HERITAGE PILOT 1.9W BC 2000K AMBER 180LM 15,000HRS |





LED Heritage Pilot



SPECIFICATIONS

| BASIC PRODUCT INFO | | |
|--------------------|--------|--------|
| SKU | 12004L | 12005L |
| PRODUCT TYPE | Bulb | Bulb |
| BRAND | GE | GE |
| DIMMABLE Y/N | N | N |

| TECHNICAL DATA | | |
|-----------------------|-------------------------------|-------------------------------|
| VOLTAGE | 240V | 240V |
| WATTAGE (MAX) | 1.9W | 1.9W |
| SOCKET TYPE | ES | BC |
| BEAM ANGLE | 300 degrees | 300 degrees |
| BRIGHTNESS/ LUMENS | 180 | 180 |
| LIGHT APPEARANCE | 2000K Warm White | 2000K Warm White |
| EFFICACY (LM/W) | 95 | 95 |
| CRI | >80 | >80 |
| AVERAGE RATED LIFE | 15,000 hours | 15,000 hours |
| WARRANTY | 3 years from date of purchase | 3 years from date of purchase |

| MEASUREMENTS | | |
|--------------------------|----------------|----------------|
| PRODUCT DIMENSIONS | | |
| UNIT SIZE(CM) | H6.4xD6.4 | H6.4xD6.4 |
| WEIGHT(G) | 47 | 47 |
| PACKAGING DIMENSIONS | | |
| RETAIL PACK SIZE (CM) | L66xW66xH150 | L66xW66xH150 |
| WEIGHT (G) | 90 | 90 |
| RETAIL BARCODE (EAN) | 9333509120049 | 9333509120056 |
| QUANTITY | 1 | 1 |
| INNER PACK SIZE (CM) | L225xW149xH164 | L225xW149xH164 |
| WEIGHT (G) | 756 | 756 |
| INNER BARCODE (GTIN) | 29333509120043 | 29333509120050 |
| QUANTITY | 6 | 6 |
| OUTER PACK SIZE | L522xW369xH196 | L522xW369xH196 |
| WEIGHT (KG) | 4.29 | 4.29 |
| OUTER BARCODE (GTIN) | 39333509120040 | 39333509120057 |
| QUANTITY | 24 | 24 |



LED Heritage Pilot

3.7
WATT

LIMITED WARRANTY
3
YEAR

BC & ES
AVAILABLE



The LED heritage pilot bulb is an ideal replacement for traditional incandescent filament bulbs.

With a beautiful warm colour temperature and 420 lumen output it is perfect for decorative pendants and lamps where the bulb is a visible feature of the fitting. Rated at 15,000 hours, the 3.7W LED heritage pilot bulb will last up to 15 times longer than vintage filament incandescent equivalents.

A



B



RANGE SUMMARY

| | | |
|---|--------|----------------------------------------------------------|
| A | 12012L | GE LED BULB HERITAGE PILOT 3.7W ES 2200K 420LM 15,000HRS |
| B | 12013L | GE LED BULB HERITAGE PILOT 3.7W BC 2200K 420LM 15,000HRS |

**LIGHT
SOURCE
SOLUTIONS**



Distributor
GE Lighting



LED Heritage Pilot



SPECIFICATIONS

| BASIC PRODUCT INFO | | |
|--------------------------|-------------------------------|-------------------------------|
| SKU | 12012L | 12013L |
| PRODUCT TYPE | Bulb | Bulb |
| BRAND | GE | GE |
| DIMMABLE Y/N | N | N |
| TECHNICAL DATA | | |
| VOLTAGE | 240V | 240V |
| WATTAGE (MAX) | 3.7W | 3.7W |
| SOCKET TYPE | ES | BC |
| BEAM ANGLE | 300 degrees | 300 degrees |
| BRIGHTNESS/ LUMENS | 420 | 420 |
| LIGHT APPEARANCE | 2200K Warm White | 2200K Warm White |
| EFFICACY (LM/W) | 114 | 114 |
| CRI | >80 | >80 |
| AVERAGE RATED LIFE | 15,000 hours | 15,000 hours |
| WARRANTY | 3 years from date of purchase | 3 years from date of purchase |
| MEASUREMENTS | | |
| PRODUCT DIMENSIONS | | |
| UNIT SIZE(CM) | H6.4xD6.4 | H6.4xD6.4 |
| WEIGHT(G) | 47 | 47 |
| PACKAGING DIMENSIONS | | |
| RETAIL PACK SIZE (CM) | L66xW66xH150 | L66xW66xH150 |
| WEIGHT (G) | 90 | 90 |
| RETAIL BARCODE (EAN) | 9333509120124 | 9333509120131 |
| QUANTITY | 1 | 1 |
| INNER PACK SIZE (CM) | L225xW149xH164 | L225xW149xH164 |
| WEIGHT (G) | 756 | 756 |
| INNER BARCODE (GTIN) | 29333509120128 | 29333509120135 |
| QUANTITY | 6 | 6 |
| OUTER PACK SIZE | L522xW369xH196 | L522xW369xH196 |
| WEIGHT (KG) | 4.29 | 4.29 |
| OUTER BARCODE (GTIN) | 39333509120125 | 39333509120132 |
| QUANTITY | 24 | 24 |



LED Amber Heritage Pilot

3.7
WATT

LIMITED WARRANTY
3
YEAR

BC & ES
AVAILABLE



The LED heritage pilot bulb is an ideal replacement for traditional incandescent filament bulbs.

With a beautiful warm colour temperature, amber glass and 360 lumen output it is perfect for decorative pendants and lamps where the globe is a visible feature of the fitting. Rated at 15,000 hours, the 3.7W LED heritage pilot globe will last up to 15 times longer than 25W vintage filament incandescent equivalents.

A



B



RANGE SUMMARY

| | | |
|---|--------|----------------------------------------------------------------|
| A | 12006L | GE LED BULB HERITAGE PILOT 3.7W ES 2000K AMBER 360LM 15,000HRS |
| B | 12007L | GE LED BULB HERITAGE PILOT 3.7W BC 2000K AMBER 360LM 15,000HRS |

**LIGHT
SOURCE
SOLUTIONS**



Distributor
GE Lighting



LED Amber Heritage Pilot



SPECIFICATIONS

BASIC PRODUCT INFO

| | | |
|--------------|--------|--------|
| SKU | 12006L | 12007L |
| PRODUCT TYPE | Bulb | Bulb |
| BRAND | GE | GE |
| DIMMABLE Y/N | N | N |

TECHNICAL DATA

| | | |
|-----------------------|-------------------------------|-------------------------------|
| VOLTAGE | 240V | 240V |
| WATTAGE (MAX) | 3.7W | 3.7W |
| SOCKET TYPE | ES | BC |
| BEAM ANGLE | 300 degrees | 300 degrees |
| BRIGHTNESS/ LUMENS | 360 | 360 |
| LIGHT APPEARANCE | 2000K Warm White | 2000K Warm White |
| EFFICACY (LM/W) | 97 | 97 |
| CRI | >80 | >80 |
| AVERAGE RATED LIFE | 15,000 hours | 15,000 hours |
| WARRANTY | 3 years from date of purchase | 3 years from date of purchase |

MEASUREMENTS

PRODUCT DIMENSIONS

| | | |
|---------------|-----------|-----------|
| UNIT SIZE(CM) | H6.4xD6.4 | H6.4xD6.4 |
| WEIGHT(G) | 47 | 47 |

PACKAGING DIMENSIONS

| | | |
|--------------------------|----------------|----------------|
| RETAIL PACK SIZE (CM) | L66xW66xH150 | L66xW66xH150 |
| WEIGHT (G) | 90 | 90 |
| RETAIL BARCODE (EAN) | 9333509120063 | 9333509120070 |
| QUANTITY | 1 | 1 |
| INNER PACK SIZE (CM) | L225xW149xH164 | L225xW149xH164 |
| WEIGHT (G) | 756 | 756 |
| INNER BARCODE (GTIN) | 29333509120067 | 29333509120074 |
| QUANTITY | 6 | 6 |
| OUTER PACK SIZE | L522xW369xH196 | L522xW369xH196 |
| WEIGHT (KG) | 4.29 | 4.29 |
| OUTER BARCODE (GTIN) | 39333509120064 | 39333509120071 |
| QUANTITY | 24 | 24 |



Dimmable LED Heritage Pilot



The dimmable LED heritage pilot bulb is an ideal replacement for traditional incandescent carbon filament bulbs.

With a beautiful warm colour temperature, dimming capability and 640 lumen output it is perfect for decorative pendants and lamps where the bulb is a visible feature of the fitting. Rated at 15,000 hours, the 6W LED heritage pilot bulb will last up to 15 times longer than vintage filament incandescent equivalents.

A



B



RANGE SUMMARY

| | | |
|---|--------|------------------------------------------------------------|
| A | 12014L | GE LED BULB HERITAGE PILOT 6W ES DIM 2200K 640LM 15,000HRS |
| B | 12015L | GE LED BULB HERITAGE PILOT 6W BC DIM 2200K 640LM 15,000HRS |



Dimmable LED Heritage Pilot



SPECIFICATIONS

| BASIC PRODUCT INFO | | |
|--------------------|--------|--------|
| SKU | 12014L | 12015L |
| PRODUCT TYPE | Bulb | Bulb |
| BRAND | GE | GE |
| DIMMABLE Y/N | Y | Y |

| TECHNICAL DATA | | |
|-----------------------|-------------------------------|-------------------------------|
| VOLTAGE | 240V | 240V |
| WATTAGE (MAX) | 6W | 6W |
| SOCKET TYPE | ES | BC |
| BEAM ANGLE | 300 degrees | 300 degrees |
| BRIGHTNESS/ LUMENS | 640 | 640 |
| LIGHT APPEARANCE | 2200K Warm White | 2200K Warm White |
| EFFICACY (LM/W) | 107 | 107 |
| CRI | >80 | >80 |
| AVERAGE RATED LIFE | 15,000 hours | 15,000 hours |
| WARRANTY | 3 years from date of purchase | 3 years from date of purchase |

| MEASUREMENTS | | |
|--------------------------|----------------|----------------|
| PRODUCT DIMENSIONS | | |
| UNIT SIZE(CM) | H6.4xD6.4 | H6.4xD6.4 |
| WEIGHT(G) | 47 | 47 |
| PACKAGING DIMENSIONS | | |
| RETAIL PACK SIZE (CM) | L66xW66xH150 | L66xW66xH150 |
| WEIGHT (G) | 90 | 90 |
| RETAIL BARCODE (EAN) | 9333509120148 | 9333509120155 |
| QUANTITY | 1 | 1 |
| INNER PACK SIZE (CM) | L225xW149xH164 | L225xW149xH164 |
| WEIGHT (G) | 756 | 756 |
| INNER BARCODE (GTIN) | 29333509120142 | 29333509120159 |
| QUANTITY | 6 | 6 |
| OUTER PACK SIZE | L522xW369xH196 | L522xW369xH196 |
| WEIGHT (KG) | 4.29 | 4.29 |
| OUTER BARCODE (GTIN) | 39333509120149 | 39333509120156 |
| QUANTITY | 24 | 24 |



Dimmable LED Heritage Pilot



The dimmable LED heritage pilot bulb is an ideal replacement for traditional incandescent filament bulbs.

With a beautiful warm colour temperature, amber glass, dimming capability and 580 lumen output it is perfect for decorative pendants and lamps where the bulb is a visible feature of the fitting. Rated at 15,000 hours, the 6W LED heritage pilot bulb will last up to 15 times longer than vintage filament incandescent equivalents.

A



B



RANGE SUMMARY

| | | |
|---|--------|------------------------------------------------------------------|
| A | 12008L | GE LED BULB HERITAGE PILOT 6W ES DIM 2000K AMBER 580LM 15,000HRS |
| B | 12009L | GE LED BULB HERITAGE PILOT 6W BC DIM 2000K AMBER 580LM 15,000HRS |





Dimmable LED Heritage Pilot



SPECIFICATIONS

| BASIC PRODUCT INFO | | |
|--------------------|--------|--------|
| SKU | 12008L | 12009L |
| PRODUCT TYPE | Bulb | Bulb |
| BRAND | GE | GE |
| DIMMABLE Y/N | Y | Y |

| TECHNICAL DATA | | |
|-----------------------|-------------------------------|-------------------------------|
| VOLTAGE | 240V | 240V |
| WATTAGE (MAX) | 6W | 6W |
| SOCKET TYPE | ES | BC |
| BEAM ANGLE | 300 degrees | 300 degrees |
| BRIGHTNESS/ LUMENS | 580 | 580 |
| LIGHT APPEARANCE | 2000K Warm White | 2000K Warm White |
| EFFICACY (LM/W) | 97 | 97 |
| CRI | >80 | >80 |
| AVERAGE RATED LIFE | 15,000 hours | 15,000 hours |
| WARRANTY | 3 years from date of purchase | 3 years from date of purchase |

| MEASUREMENTS | | |
|--------------------------|----------------|----------------|
| PRODUCT DIMENSIONS | | |
| UNIT SIZE(CM) | H6.4xD6.4 | H6.4xD6.4 |
| WEIGHT(G) | 47 | 47 |
| PACKAGING DIMENSIONS | | |
| RETAIL PACK SIZE (CM) | L66xW66xH150 | L66xW66xH150 |
| WEIGHT (G) | 90 | 90 |
| RETAIL BARCODE (EAN) | 9333509120087 | 9333509120094 |
| QUANTITY | 1 | 1 |
| INNER PACK SIZE (CM) | L225xW149xH164 | L225xW149xH164 |
| WEIGHT (G) | 756 | 756 |
| INNER BARCODE (GTIN) | 29333509120081 | 29333509120098 |
| QUANTITY | 6 | 6 |
| OUTER PACK SIZE | L522xW369xH196 | L522xW369xH196 |
| WEIGHT (KG) | 4.29 | 4.29 |
| OUTER BARCODE (GTIN) | 39333509120088 | 39333509120095 |
| QUANTITY | 24 | 24 |



LED Heritage Candle

1.9
WATT

LIMITED WARRANTY
3
YEAR



The LED heritage candle bulb is the ideal replacement for traditional incandescent light bulbs.

With a beautiful warm colour temperature and 250 lumen output it is perfect for decorative pendants and lamps where the bulb is a visible feature of the fitting. Rated at 15,000 hours, the 1.9W heritage candle bulb will last up to 15 times longer than 25W vintage filament incandescent equivalents.



RANGE SUMMARY

| | | |
|---|--------|------------------------------------------------------------|
| A | 12030L | GE LED BULB HERITAGE CANDLE 1.9W SES 2700K 250LM 15,000HRS |
| B | 12031L | GE LED BULB HERITAGE CANDLE 1.9W SBC 2700K 250LM 15,000HRS |
| C | 12032L | GE LED BULB HERITAGE CANDLE 1.9W ES 2700K 250LM 15,000HRS |
| D | 12033L | GE LED BULB HERITAGE CANDLE 1.9W BC 2700K 250LM 15,000HRS |

**LIGHT
SOURCE
SOLUTIONS**



Distributor
GE Lighting



LED Heritage Candle



SPECIFICATIONS

| BASIC PRODUCT INFO | | | | |
|--------------------|--------|--------|--------|--------|
| SKU | 12030L | 12031L | 12032L | 12033L |
| PRODUCT TYPE | Bulb | Bulb | Bulb | Bulb |
| BRAND | GE | GE | GE | GE |
| DIMMABLE Y/N | N | N | N | N |

| TECHNICAL DATA | | | | |
|-----------------------|-------------------------------|-------------------------------|-------------------------------|-------------------------------|
| VOLTAGE | 240V | 240V | 240V | 240V |
| WATTAGE (MAX) | 1.9W | 1.9W | 1.9W | 1.9W |
| SOCKET TYPE | SES | SBC | ES | BC |
| BEAM ANGLE | 300 degrees | 300 degrees | 300 degrees | 300 degrees |
| BRIGHTNESS/ LUMENS | 250 | 250 | 250 | 250 |
| LIGHT APPEARANCE | 2700K Warm White | 2700K Warm White | 2700K Warm White | 2700K Warm White |
| EFFICACY (LM/W) | 132 | 132 | 132 | 132 |
| CRI | >80 | >80 | >80 | >80 |
| AVERAGE RATED LIFE | 15,000 hours | 15,000 hours | 15,000 hours | 15,000 hours |
| WARRANTY | 3 years from date of purchase | 3 years from date of purchase | 3 years from date of purchase | 3 years from date of purchase |

| MEASUREMENTS | | | | |
|--------------------------|----------------|----------------|----------------|----------------|
| PRODUCT DIMENSIONS | | | | |
| UNIT SIZE(CM) | H3.5xW3.5 | H8xW4.5 | H7.6xW4.5 | H7.8xW4.5 |
| WEIGHT(G) | 15 | 15 | 24 | 24 |
| PACKAGING DIMENSIONS | | | | |
| RETAIL PACK SIZE (CM) | L40xW40xH110 | L40xW40xH110 | L40xW40xH110 | L40xW40xH110 |
| WEIGHT (G) | 35 | 35 | 44 | 44 |
| RETAIL BARCODE (EAN) | 9333509120308 | 9333509120315 | 9333509120322 | 9333509120339 |
| QUANTITY | 1 | 1 | 1 | 1 |
| INNER PACK SIZE (CM) | L232xW97xH124 | L232xW97xH124 | L232xW97xH124 | L232xW97xH124 |
| WEIGHT (G) | 475 | 475 | 565 | 565 |
| INNER BARCODE (GTIN) | 29333509120302 | 29333509120319 | 29333509120326 | 29333509120333 |
| QUANTITY | 10 | 10 | 10 | 10 |
| OUTER PACK SIZE | L537xW367xH154 | L537xW367xH154 | L537xW367xH154 | L537xW367xH154 |
| WEIGHT (KG) | 3.62 | 3.62 | 4.16 | 4.16 |
| OUTER BARCODE (GTIN) | 39333509120309 | 39333509120316 | 39333509120323 | 39333509120330 |
| QUANTITY | 60 | 60 | 60 | 60 |



LED Heritage Candle

3.3
WATT



SES & SBC
AVAILABLE



The LED heritage candle bulb is the ideal replacement for traditional halogen light bulbs.

With a beautiful warm colour temperature and 470 lumen output it is perfect for decorative pendants and lamps where the bulb is a visible feature of the fitting. Rated at 15,000 hours, the 3.3W heritage candle bulb will last up to 7 times longer than 28W halogen equivalents.

A



B



RANGE SUMMARY

| | | |
|---|--------|------------------------------------------------------------|
| A | 11599L | GE LED BULB HERITAGE CANDLE 3.3W SES 2700K 470LM 15,000HRS |
| B | 11600L | GE LED BULB HERITAGE CANDLE 3.3W SBC 2700K 470LM 15,000HRS |

**LIGHT
SOURCE
SOLUTIONS**



Distributor
GE Lighting



LED Heritage Candle



SPECIFICATIONS

| BASIC PRODUCT INFO | | |
|--------------------|--------|--------|
| SKU | 11599L | 11600L |
| PRODUCT TYPE | Bulb | Bulb |
| BRAND | GE | GE |
| DIMMABLE Y/N | N | N |

| TECHNICAL DATA | | |
|-----------------------|-------------------------------|-------------------------------|
| VOLTAGE | 240V | 240V |
| WATTAGE (MAX) | 3.3W | 3.3W |
| SOCKET TYPE | SES | SBC |
| BEAM ANGLE | - | - |
| BRIGHTNESS/ LUMENS | 470 | 470 |
| LIGHT APPEARANCE | 2700K Warm White | 2700K Warm White |
| EFFICACY (LM/W) | 142 | 142 |
| CRI | >80 | >80 |
| AVERAGE RATED LIFE | 15,000 hours | 15,000 hours |
| WARRANTY | 3 years from date of purchase | 3 years from date of purchase |

| MEASUREMENTS | | |
|--------------------------|-------------------|-------------------|
| PRODUCT DIMENSIONS | | |
| UNIT SIZE(CM) | H9.7xD3.5 | H9.5xD3.5 |
| WEIGHT(G) | 35 | 35 |
| PACKAGING DIMENSIONS | | |
| RETAIL PACK SIZE (CM) | L4xW4xH11 | L4xW4xH11 |
| WEIGHT (G) | 35 | 35 |
| RETAIL BARCODE (EAN) | 9333509115991 | 9333509116004 |
| QUANTITY | 1 | 1 |
| INNER PACK SIZE (CM) | L23.2xW9.7xH12.4 | L23.2xW9.7xH12.4 |
| WEIGHT (G) | 475 | 475 |
| INNER BARCODE (GTIN) | 29333509115995 | 29333509116008 |
| QUANTITY | 10 | 10 |
| OUTER PACK SIZE | L53.7xW36.7xH15.4 | L53.7xW36.7xH15.4 |
| WEIGHT (KG) | 3.315 | 3.315 |
| OUTER BARCODE (GTIN) | 39333509115992 | 39333509116005 |
| QUANTITY | 60 | 60 |



LED Heritage Candle

3.6
WATT




BC & ES
AVAILABLE



The LED heritage candle bulb is the ideal replacement for traditional halogen light bulbs.

With a beautiful warm colour temperature and 470 lumen output it is perfect for decorative pendants and lamps where the bulb is a visible feature of the fitting. Rated at 15,000 hours, the 3.6W heritage candle bulb will last up to 7 times longer than 28W halogen equivalents.

A



B



RANGE SUMMARY

| | | |
|---|--------|-----------------------------------------------------------|
| A | 11601L | GE LED BULB HERITAGE CANDLE 3.6W ES 2700K 470LM 15,000HRS |
| B | 11602L | GE LED BULB HERITAGE CANDLE 3.6W BC 2700K 470LM 15,000HRS |

**LIGHT
SOURCE
SOLUTIONS**



Distributor
GE Lighting



LED Heritage Candle



SPECIFICATIONS

| BASIC PRODUCT INFO | | |
|--------------------|--------|--------|
| SKU | 11601L | 11602L |
| PRODUCT TYPE | Bulb | Bulb |
| BRAND | GE | GE |
| DIMMABLE Y/N | N | N |

| TECHNICAL DATA | | |
|-----------------------|-------------------------------|-------------------------------|
| VOLTAGE | 240V | 240V |
| WATTAGE (MAX) | 3.6W | 3.6W |
| SOCKET TYPE | ES | BC |
| BEAM ANGLE | - | - |
| BRIGHTNESS/ LUMENS | 470 | 470 |
| LIGHT APPEARANCE | 2700K Warm White | 2700K Warm White |
| EFFICACY (LM/W) | 131 | 131 |
| CRI | >80 | >80 |
| AVERAGE RATED LIFE | 15,000 hours | 15,000 hours |
| WARRANTY | 3 years from date of purchase | 3 years from date of purchase |

| MEASUREMENTS | | |
|--------------------------|-------------------|-------------------|
| PRODUCT DIMENSIONS | | |
| UNIT SIZE(CM) | H9.5xD3.5 | H9.5xD3.5 |
| WEIGHT(G) | 44 | 44 |
| PACKAGING DIMENSIONS | | |
| RETAIL PACK SIZE (CM) | L4xW4xH11 | L4xW4xH11 |
| WEIGHT (G) | 44 | 44 |
| RETAIL BARCODE (EAN) | 9333509116011 | 9333509116028 |
| QUANTITY | 1 | 1 |
| INNER PACK SIZE (CM) | L23.2xW9.7xH12.4 | L23.2xW9.7xH12.4 |
| WEIGHT (G) | 565 | 565 |
| INNER BARCODE (GTIN) | 29333509116015 | 29333509116022 |
| QUANTITY | 10 | 10 |
| OUTER PACK SIZE | L53.7xW36.7xH15.4 | L53.7xW36.7xH15.4 |
| WEIGHT (KG) | 3.867 | 3.867 |
| OUTER BARCODE (GTIN) | 39333509116012 | 39333509116029 |
| QUANTITY | 60 | 60 |



LED Candle Bulb

3.4
WATT

LIMITED WARRANTY
3
YEAR



The LED opal candle bulb is the perfect replacement for traditional halogen and incandescent bulbs.

With a rated life of 15,000 hours, the LED opal candle bulb will last up to 7 times longer than 20W halogen equivalents.

A



B



C



D



RANGE SUMMARY

| | | |
|---|--------|-------------------------------------------------------------------|
| A | 11603L | GE LED CANDLE BULB 3.4W SBC 2700K WARM WHITE OPAL 250LM 15,000HRS |
| B | 11604L | GE LED CANDLE BULB 3.4W SES 2700K WARM WHITE OPAL 250LM 15,000HRS |
| C | 11605L | GE LED CANDLE BULB 3.4W BC 2700K WARM WHITE OPAL 250LM 15,000HRS |
| D | 11606L | GE LED CANDLE BULB 3.4W ES 2700K WARM WHITE OPAL 250LM 15,000HRS |

**LIGHT
SOURCE
SOLUTIONS**



Distributor
GE Lighting



LED Candle Bulb



SPECIFICATIONS

| BASIC PRODUCT INFO | | | | |
|--------------------|--------|--------|--------|--------|
| SKU | 11603L | 11604L | 11605L | 11606L |
| PRODUCT TYPE | Bulb | Bulb | Bulb | Bulb |
| BRAND | GE | GE | GE | GE |
| DIMMABLE Y/N | N | N | N | N |

| TECHNICAL DATA | | | | |
|-----------------------|-------------------------------|-------------------------------|-------------------------------|-------------------------------|
| VOLTAGE | 240V | 240V | 240V | 240V |
| WATTAGE (MAX) | 3.4W | 3.4W | 3.4W | 3.4W |
| SOCKET TYPE | SBC | SES | BC | ES |
| BEAM ANGLE | 280 degrees | 280 degrees | 280 degrees | 280 degrees |
| BRIGHTNESS/ LUMENS | 250 | 250 | 250 | 250 |
| LIGHT APPEARANCE | 2700K Warm White | 2700K Warm White | 2700K Warm White | 2700K Warm White |
| EFFICACY (LM/W) | 74 | 74 | 74 | 74 |
| CRI | >80 | >80 | >80 | >80 |
| AVERAGE RATED LIFE | 15,000 hours | 15,000 hours | 15,000 hours | 15,000 hours |
| WARRANTY | 3 years from date of purchase | 3 years from date of purchase | 3 years from date of purchase | 3 years from date of purchase |

| MEASUREMENTS | | | | |
|--------------------------|-------------------|-------------------|---------------------|---------------------|
| PRODUCT DIMENSIONS | | | | |
| UNIT SIZE(CM) | H10.1xW3.5 | H10.2xW3.5 | H9.7xW3.5 | H9.8xW3.5 |
| WEIGHT(G) | 28 | 28 | 38 | 34 |
| PACKAGING DIMENSIONS | | | | |
| RETAIL PACK SIZE (CM) | L4.9xW4.9xH11.7 | L4.9xW4.9xH11.7 | L4.9xW4.9xH11.2 | L4.9xW4.9xH11.2 |
| WEIGHT (G) | 57 | 57 | 67 | 63 |
| RETAIL BARCODE (EAN) | 9333509116035 | 9333509116042 | 9333509116059 | 9333509116066 |
| QUANTITY | 1 | 1 | 1 | 1 |
| INNER PACK SIZE (CM) | L28xW11.8xD14.2 | L28xW11.8xD14.2 | L28xW11.8xD13.5 | L28xW11.8xD13.5 |
| WEIGHT (G) | 79 | 73 | 72 | 78 |
| INNER BARCODE (GTIN) | 29333509116039 | 29333509116046 | 29333509116053 | 29333509116060 |
| QUANTITY | 10 | 10 | 10 | 10 |
| OUTER PACK SIZE | L37.5.5xW29.5xD31 | L37.5.5xW29.5xD31 | L37.5.5xW29.5xD29.5 | L37.5.5xW29.5xD29.5 |
| WEIGHT (KG) | 5.3 | 4.9 | 4.8 | 5.16 |
| OUTER BARCODE (GTIN) | 39333509116036 | 39333509116043 | 39333509116050 | 39333509116067 |
| QUANTITY | 60 | 60 | 60 | 60 |



Dimmable LED Candle Bulb

6.2
WATT

LIMITED WARRANTY
3
YEAR



SBC, BC,
SES & ES
AVAILABLE



The dimmable 6.2W LED clear candle bulb is the perfect replacement for traditional halogen and incandescent bulbs.

With dimming capability and a rated life of 15,000 hours, the 6W LED clear candle bulb will last up to 7 times longer than 28W halogen equivalents.



RANGE SUMMARY

| | | |
|---|--------|----------------------------------------------------------------------|
| A | 11607L | GE LED CANDLE BULB 6W SBC DIM 2700K WARM WHITE CLEAR 470LM 15,000HRS |
| B | 11608L | GE LED CANDLE BULB 6W SES DIM 2700K WARM WHITE CLEAR 470LM 15,000HRS |
| C | 11609L | GE LED CANDLE BULB 6W BC DIM 2700K WARM WHITE CLEAR 470LM 15,000HRS |
| D | 11610L | GE LED CANDLE BULB 6W ES DIM 2700K WARM WHITE CLEAR 470LM 15,000HRS |

**LIGHT
SOURCE
SOLUTIONS**



Distributor
GE Lighting



Dimmable LED Candle Bulb

6.2
WATT



SPECIFICATIONS

BASIC PRODUCT INFO

| | | | | |
|--------------|--------|--------|--------|--------|
| SKU | 11607L | 11608L | 11609L | 11610L |
| PRODUCT TYPE | Bulb | Bulb | Bulb | Bulb |
| BRAND | GE | GE | GE | GE |
| DIMMABLE Y/N | Y | Y | Y | Y |

TECHNICAL DATA

| | | | | |
|-----------------------|-------------------------------|-------------------------------|-------------------------------|-------------------------------|
| VOLTAGE | 240V | 240V | 240V | 240V |
| WATTAGE (MAX) | 6W | 6W | 6W | 6W |
| SOCKET TYPE | SBC | SES | BC | ES |
| BEAM ANGLE | 230 degrees | 230 degrees | 230 degrees | 230 degrees |
| BRIGHTNESS/ LUMENS | 470 | 470 | 470 | 470 |
| LIGHT APPEARANCE | 2700K Warm White | 2700K Warm White | 2700K Warm White | 2700K Warm White |
| EFFICACY (LM/W) | 78 | 78 | 78 | 78 |
| CRI | >80 | >80 | >80 | >80 |
| AVERAGE RATED LIFE | 15,000 hours | 15,000 hours | 15,000 hours | 15,000 hours |
| WARRANTY | 3 years from date of purchase | 3 years from date of purchase | 3 years from date of purchase | 3 years from date of purchase |

MEASUREMENTS

PRODUCT DIMENSIONS

| | | | | |
|---------------|------------|----------|------------|------------|
| UNIT SIZE(CM) | H10.8xW3.8 | H11xW3.8 | H10.8xW3.8 | H10.8xW3.8 |
| WEIGHT(G) | 47 | 46 | 62 | 55 |

PACKAGING DIMENSIONS

| | | | | |
|--------------------------|-----------------|-----------------|-----------------|-----------------|
| RETAIL PACK SIZE (CM) | L4.9xW4.9xH12.5 | L4.9xW4.9xH12.5 | L4.9xW4.9xH12.5 | L4.9xW4.9xH12.5 |
| WEIGHT (G) | 77 | 76 | 92 | 79 |
| RETAIL BARCODE (EAN) | 9333509116073 | 9333509116080 | 9333509116097 | 9333509116103 |
| QUANTITY | 1 | 1 | 1 | 1 |
| INNER PACK SIZE (CM) | L27.5xW11.8xH15 | L27.5xW11.8xH15 | L27.5xW11.8xH15 | L27.5xW11.8xH15 |
| WEIGHT (G) | 930 | 920 | 1080 | 950 |
| INNER BARCODE (GTIN) | 29333509116077 | 29333509116084 | 29333509116091 | 29333509116107 |
| QUANTITY | 10 | 10 | 10 | 10 |
| OUTER PACK SIZE | L37.5xW29xH32.5 | L37.5xW29xH32.5 | L37.5xW29xH32.5 | L37.5xW29xH32.5 |
| WEIGHT (KG) | 6.11 | 6.05 | 7.01 | 6.23 |
| OUTER BARCODE (GTIN) | 39333509116074 | 39333509116081 | 39333509116098 | 39333509116102 |
| QUANTITY | 60 | 60 | 60 | 60 |



LED Fancy Round Bulb

3.4
WATT

LIMITED WARRANTY
3
YEAR



SBC, BC,
SES & ES
AVAILABLE

The LED fancy round bulb is an ideal replacement for traditional halogen and incandescent light bulbs.

The classic, small round shape is perfect for use in pendants and lamps. With a beautiful warm colour temperature and 250 lumen output, the bulb is great for any low-light application. Rated at 15,000 hours, the LED fancy round bulb will last up to 7 times longer than 20W halogen equivalents.

A



B



C



D



RANGE SUMMARY

| | | |
|---|--------|-------------------------------------------------------------------------|
| A | 11611L | GE LED FANCY ROUND BULB 3.4W SBC 2700K WARM WHITE CLEAR 250LM 15,000HRS |
| B | 11612L | GE LED FANCY ROUND BULB 3.4W SES 2700K WARM WHITE CLEAR 250LM 15,000HRS |
| C | 11613L | GE LED FANCY ROUND BULB 3.4W BC 2700K WARM WHITE CLEAR 250LM 15,000HRS |
| D | 11614L | GE LED FANCY ROUND BULB 3.4W ES 2700K WARM WHITE CLEAR 250LM 15,000HRS |

**LIGHT
SOURCE
SOLUTIONS**



Distributor
GE Lighting



LED Fancy Round Bulb

3.4
WATT



SPECIFICATIONS

BASIC PRODUCT INFO

| | | | | |
|--------------|--------|--------|--------|--------|
| SKU | 11611L | 11612L | 11613L | 11614L |
| PRODUCT TYPE | Bulb | Bulb | Bulb | Bulb |
| BRAND | GE | GE | GE | GE |
| DIMMABLE Y/N | N | N | N | N |

TECHNICAL DATA

| | | | | |
|-----------------------|-------------------------------|-------------------------------|-------------------------------|-------------------------------|
| VOLTAGE | 240V | 240V | 240V | 240V |
| WATTAGE (MAX) | 3.4W | 3.4W | 3.4W | 3.4W |
| SOCKET TYPE | SBC | SES | BC | ES |
| BEAM ANGLE | 210 degrees | 210 degrees | 210 degrees | 210 degrees |
| BRIGHTNESS/ LUMENS | 250 | 250 | 250 | 250 |
| LIGHT APPEARANCE | 2700K Warm White | 2700K Warm White | 2700K Warm White | 2700K Warm White |
| EFFICACY (LM/W) | 74 | 74 | 74 | 74 |
| CRI | >80 | >80 | >80 | >80 |
| AVERAGE RATED LIFE | 15,000 hours | 15,000 hours | 15,000 hours | 15,000 hours |
| WARRANTY | 3 years from date of purchase | 3 years from date of purchase | 3 years from date of purchase | 3 years from date of purchase |

MEASUREMENTS

PRODUCT DIMENSIONS

| | | | | |
|---------------|-----------|-----------|-----------|-----------|
| UNIT SIZE(CM) | H7.7xW4.5 | H7.8xW4.5 | H7.3xW4.5 | H7.4xW4.5 |
| WEIGHT(G) | 33 | 30 | 39 | 34 |

PACKAGING DIMENSIONS

| | | | | |
|--------------------------|-----------------|-----------------|-------------------|-------------------|
| RETAIL PACK SIZE (CM) | L4.9xW4.9xH8.8 | L4.9xW4.9xH8.8 | L4.9xW4.9xH8.2 | L4.9xW4.9xH8.2 |
| WEIGHT (G) | 58 | 55 | 62 | 57 |
| RETAIL BARCODE (EAN) | 9333509116110 | 9333509116127 | 9333509116134 | 9333509116141 |
| QUANTITY | 1 | 1 | 1 | 1 |
| INNER PACK SIZE (CM) | L28xW11.8xD11.3 | L28xW11.8xD11.3 | L28xW11.8xD10.5 | L28xW11.8xD10.5 |
| WEIGHT (G) | 680 | 680 | 740 | 690 |
| INNER BARCODE (GTIN) | 29333509116114 | 29333509116121 | 29333509116138 | 29333509116145 |
| QUANTITY | 10 | 10 | 10 | 10 |
| OUTER PACK SIZE | L37.5xW29.5xD25 | L37.5xW29.5xD25 | L37.5xW29.5xD23.5 | L37.5xW29.5xD23.5 |
| WEIGHT (KG) | 4.54 | 4.54 | 4.9 | 4.6 |
| OUTER BARCODE (GTIN) | 39333509116111 | 39333509116128 | 39333509116135 | 39333509116142 |
| QUANTITY | 60 | 60 | 60 | 60 |



Dimmable LED Fancy Round Bulb

6.2
WATT

LIMITED WARRANTY
3
YEAR



SBC, BC,
SES & ES
AVAILABLE



The dimmable 6.2W LED fancy round bulb is the perfect replacement for traditional halogen and incandescent light bulbs.

With it's classic small round shape, beautiful warm colour temperature, dimming capability and 470 lumen light output, it is perfect for low light applications. Rated at 15,000 hours, the LED fancy round bulb will last up to 7 times


A



B



C



D



RANGE SUMMARY

| | | |
|---|--------|----------------------------------------------------------------------------|
| A | 11615L | GE LED FANCY ROUND BULB 6.2W SBC DIM 2700K WARM WHITE OPAL 470LM 15,000HRS |
| B | 11616L | GE LED FANCY ROUND BULB 6.2W SES DIM 2700K WARM WHITE OPAL 470LM 15,000HRS |
| C | 11617L | GE LED FANCY ROUND BULB 6.2W BC DIM 2700K WARM WHITE OPAL 470LM 15,000HRS |
| D | 11618L | GE LED FANCY ROUND BULB 6.2W ES DIM 2700K WARM WHITE OPAL 470LM 15,000HRS |

**LIGHT
SOURCE
SOLUTIONS**



Distributor
GE Lighting



Dimmable LED Fancy Round Bulb

6.2
WATT



SPECIFICATIONS

BASIC PRODUCT INFO

| SKU | 11615L | 11616L | 11617L | 11618L |
|--------------|--------|--------|--------|--------|
| PRODUCT TYPE | Bulb | Bulb | Bulb | Bulb |
| BRAND | GE | GE | GE | GE |
| DIMMABLE Y/N | Y | Y | Y | Y |

TECHNICAL DATA

| VOLTAGE | 240V | 240V | 240V | 240V |
|-----------------------|-------------------------------|-------------------------------|-------------------------------|-------------------------------|
| WATTAGE (MAX) | 6.2W | 6.2W | 6.2W | 6.2W |
| SOCKET TYPE | SBC | SES | BC | ES |
| BEAM ANGLE | 160 degrees | 160 degrees | 160 degrees | 160 degrees |
| BRIGHTNESS/ LUMENS | 470 | 470 | 470 | 470 |
| LIGHT APPEARANCE | 2700K Warm White | 2700K Warm White | 2700K Warm White | 2700K Warm White |
| EFFICACY (LM/W) | 76 | 76 | 76 | 76 |
| CRI | >80 | >80 | >80 | >80 |
| AVERAGE RATED LIFE | 15,000 hours | 15,000 hours | 15,000 hours | 15,000 hours |
| WARRANTY | 3 years from date of purchase | 3 years from date of purchase | 3 years from date of purchase | 3 years from date of purchase |

MEASUREMENTS

PRODUCT DIMENSIONS

| UNIT SIZE(CM) | H8xW4.5 | H8xW4.5 | H7.6xW4.5 | H7.8xW4.5 |
|---------------|---------|---------|-----------|-----------|
| WEIGHT(G) | 47 | 46 | 51 | 46 |

PACKAGING DIMENSIONS

| RETAIL PACK SIZE (CM) | L4.9xW4.9xH8.8 | L4.9xW4.9xH8.8 | L4.9xW4.9xH8.8 | L4.9xW4.9xH8.8 |
|--------------------------|-------------------|-------------------|-------------------|-------------------|
| WEIGHT (G) | 72 | 71 | 86 | 86 |
| RETAIL BARCODE (EAN) | 9333509116158 | 9333509116165 | 9333509116172 | 9333509116189 |
| QUANTITY | 1 | 1 | 1 | 1 |
| INNER PACK SIZE (CM) | L27.5xW11.8xH11.3 | L27.5xW11.8xH11.3 | L27.5xW11.8xH11.3 | L27.5xW11.8xH11.3 |
| WEIGHT (G) | 850 | 840 | 990 | 990 |
| INNER BARCODE (GTIN) | 29333509116152 | 29333509116169 | 29333509116176 | 29333509116183 |
| QUANTITY | 10 | 10 | 10 | 10 |
| OUTER PACK SIZE | L37.5xW29xH25 | L37.5xW29xH25 | L37.5xW29xH25 | L37.5xW29xH25 |
| WEIGHT (KG) | 5.56 | 5.5 | 6.4 | 6.4 |
| OUTER BARCODE (GTIN) | 39333509116159 | 39333509116166 | 39333509116173 | 39333509116180 |
| QUANTITY | 60 | 60 | 60 | 60 |



LED Glass GU10 Bulb



The LED glass GU10 bulb is an ideal replacement for traditional halogen GU10 bulbs.

With improved lamp life, the GU10 is a great way to reduce both energy consumption and maintenance. Available in warm and cool white colour temperatures and with a standard beam angle and high lumens, it is ideal for use in traditional GU10 downlights and spotlights. Rated 25,000 hours, the LED GU10 will last 12 times longer than 28W halogen equivalents.

A



B



RANGE SUMMARY

| | | |
|---|--------|------------------------------------------------------------------|
| A | 11623L | GE LED GLASS GU10 BULB 4W 3000K WARM WHITE 36DEG 400LM 25,000hrs |
| B | 11624L | GE LED GLASS GU10 BULB 4W 4000K COOL WHITE 36DEG 420LM 25,000hrs |





LED Glass GU10 Bulb



SPECIFICATIONS

| BASIC PRODUCT INFO | | |
|--------------------|--------|--------|
| SKU | 11623L | 11624L |
| PRODUCT TYPE | Bulb | Bulb |
| BRAND | GE | GE |
| DIMMABLE Y/N | N | N |

| TECHNICAL DATA | | |
|-----------------------|-------------------------------|-------------------------------|
| VOLTAGE | 240V | 240V |
| WATTAGE (MAX) | 4W | 4W |
| SOCKET TYPE | GU10 | GU10 |
| BEAM ANGLE | 36 degrees | 36 degrees |
| BRIGHTNESS/ LUMENS | 400 | 420 |
| LIGHT APPEARANCE | 3000K Warm White | 4000K Cool White |
| EFFICACY (LM/W) | 100 | 105 |
| CRI | >80 | >80 |
| AVERAGE RATED LIFE | 25,000 hours | 25,000 hours |
| WARRANTY | 3 years from date of purchase | 3 years from date of purchase |

| MEASUREMENTS | | |
|--------------------------|-------------------|-------------------|
| PRODUCT DIMENSIONS | | |
| UNIT SIZE(CM) | H5.4xW5 | H5.4xW5 |
| WEIGHT(G) | 39 | 39 |
| PACKAGING DIMENSIONS | | |
| RETAIL PACK SIZE (CM) | L5.5xW5.5xH7.5 | L5.5xW5.5xH7.5 |
| WEIGHT (G) | 62 | 62 |
| RETAIL BARCODE (EAN) | 9333509116233 | 9333509116240 |
| QUANTITY | 1 | 1 |
| INNER PACK SIZE (CM) | L30.8xW12.8xD10 | L30.8xW12.8xD10 |
| WEIGHT (G) | 750 | 750 |
| INNER BARCODE (GTIN) | 29333509116237 | 29333509116244 |
| QUANTITY | 10 | 10 |
| OUTER PACK SIZE | L40.5xW32.3xD22.5 | L40.5xW32.3xD22.5 |
| WEIGHT (KG) | 5.01 | 5.01 |
| OUTER BARCODE (GTIN) | 39333509116234 | 39333509116241 |
| QUANTITY | 60 | 60 |



LED GU10 Bulb



The LED GU10 bulb is an ideal replacement for traditional halogen GU10 bulbs.

With improved lamp life, the GU10 is a great way to reduce both energy consumption and maintenance. Available in warm and cool white colour temperatures and with a wide beam angle and high lumens, it is ideal for use in traditional GU10 downlights and spotlights. Rated 15,000 hours, the LED GU10 will last 7 times longer than 28W halogen equivalents.

A



B



RANGE SUMMARY

| | | |
|---|--------|------------------------------------------------------------|
| A | 11621L | GE LED GU10 BULB 5W 3000K WARM WHITE 60DEG 380LM 15,000hrs |
| B | 11622L | GE LED GU10 BULB 5W 4000K COOL WHITE 60DEG 400LM 15,000hrs |



LED GU10 Bulb



SPECIFICATIONS

| BASIC PRODUCT INFO | | |
|--------------------|--------|--------|
| SKU | 11621L | 11622L |
| PRODUCT TYPE | Bulb | Bulb |
| BRAND | GE | GE |
| DIMMABLE Y/N | N | N |

| TECHNICAL DATA | | |
|-----------------------|-------------------------------|-------------------------------|
| VOLTAGE | 240V | 240V |
| WATTAGE (MAX) | 5W | 5W |
| SOCKET TYPE | GU10 | GU10 |
| BEAM ANGLE | 60 degrees | 60 degrees |
| BRIGHTNESS/ LUMENS | 380 | 400 |
| LIGHT APPEARANCE | 3000K Warm White | 4000K Cool White |
| EFFICACY (LM/W) | 76 | 80 |
| CRI | >80 | >80 |
| AVERAGE RATED LIFE | 15,000 hours | 15,000 hours |
| WARRANTY | 3 years from date of purchase | 3 years from date of purchase |

| MEASUREMENTS | | |
|--------------------------|-------------------|-------------------|
| PRODUCT DIMENSIONS | | |
| UNIT SIZE(CM) | H5.4xW5 | H5.4xW5 |
| WEIGHT(G) | 33 | 33 |
| PACKAGING DIMENSIONS | | |
| RETAIL PACK SIZE (CM) | L5.3xW5.3xH6.2 | L5.3xW5.3xH6.2 |
| WEIGHT (G) | 57 | 57 |
| RETAIL BARCODE (EAN) | 9333509116219 | 9333509116226 |
| QUANTITY | 1 | 1 |
| INNER PACK SIZE (CM) | L30xW12.5xD9 | L30xW12.5xD9 |
| WEIGHT (G) | 690 | 690 |
| INNER BARCODE (GTIN) | 29333509116213 | 29333509116220 |
| QUANTITY | 10 | 10 |
| OUTER PACK SIZE | L39.5xW31.5xD20.5 | L39.5xW31.5xD20.5 |
| WEIGHT (KG) | 4.62 | 4.62 |
| OUTER BARCODE (GTIN) | 39333509116210 | 39333509116227 |
| QUANTITY | 60 | 60 |



LED GU10 Bulb

6.3
WATT

LIMITED WARRANTY
3
YEAR



The 6.3W LED GU10 bulb is an ideal replacement for traditional halogen GU10 bulbs.

With improved lamp life, the GU10 is a great way to reduce both energy consumption and maintenance. Available in warm and cool white colour temperatures and with a standard beam angle and high lumens, it is ideal for use in traditional GU10 downlights and spotlights. Rated 25,000 hours, the 6.3W LED GU10 will last 10 times longer than 50W halogen equivalents.

A



B



RANGE SUMMARY

| | | |
|---|--------|---------------------------------------------------------------------|
| A | 11625L | GE LED GU10 BULB 6.3W 3000K WARM WHITE 60DEG 550LM SILVER 25,000HRS |
| B | 11626L | GE LED GU10 BULB 6.3W 4000K COOL WHITE 60DEG 550LM SILVER 25,000HRS |

**LIGHT
SOURCE
SOLUTIONS**



Distributor
GE Lighting



LED GU10 Bulb



SPECIFICATIONS

BASIC PRODUCT INFO

| | | |
|--------------|--------|--------|
| SKU | 11625L | 11626L |
| PRODUCT TYPE | Bulb | Bulb |
| BRAND | GE | GE |
| DIMMABLE Y/N | N | N |

TECHNICAL DATA

| | | |
|-----------------------|-------------------------------|-------------------------------|
| VOLTAGE | 240V | 240V |
| WATTAGE (MAX) | 6.3W | 6.3W |
| SOCKET TYPE | GU10 | GU10 |
| BEAM ANGLE | 60 degrees | 60 degrees |
| BRIGHTNESS/ LUMENS | 550 | 550 |
| LIGHT APPEARANCE | 3000K Warm White | 4000K Cool White |
| EFFICACY (LM/W) | 87 | 87 |
| CRI | >80 | >80 |
| AVERAGE RATED LIFE | 25,000 hours | 25,000 hours |
| WARRANTY | 3 years from date of purchase | 3 years from date of purchase |

MEASUREMENTS

| | | |
|--------------------------|-----------------|-----------------|
| PRODUCT DIMENSIONS | | |
| UNIT SIZE(CM) | H5.7xD5 | H5.7xD5 |
| WEIGHT(G) | 52 | 52 |
| PACKAGING DIMENSIONS | | |
| RETAIL PACK SIZE (CM) | L5.3xW5.3xH6.5 | L5.3xW5.3xH6.5 |
| WEIGHT (G) | 76 | 76 |
| RETAIL BARCODE (EAN) | 9333509116257 | 9333509116264 |
| QUANTITY | 1 | 1 |
| INNER PACK SIZE (CM) | L29.5xW12.5xH9 | L29.5xW12.5xH9 |
| WEIGHT (G) | 870 | 870 |
| INNER BARCODE (GTIN) | 29333509116251 | 29333509116268 |
| QUANTITY | 10 | 10 |
| OUTER PACK SIZE | L39.5xW31xH20.5 | L39.5xW31xH20.5 |
| WEIGHT (KG) | 5.7 | 5.7 |
| OUTER BARCODE (GTIN) | 39333509116258 | 39333509116265 |
| QUANTITY | 60 | 60 |



Dimmable LED GU10 Bulb

7.5
WATT

LIMITED WARRANTY
3
YEAR



The dimmable 7.5W LED GU10 bulb is an ideal replacement for traditional halogen GU10 bulbs.

With improved lamp life, the GU10 is a great way to reduce both energy consumption and maintenance. Available in warm and cool white colour temperatures, with a wide beam angle, high lumens and dimming capability, it is ideal for use in traditional GU10 downlights and spotlights. Rated 25,000 hours, the 7.5W LED GU10 will last 10 times longer than 50W halogen equivalents.

A



B



RANGE SUMMARY

| | | |
|---|--------|-------------------------------------------------------------------------|
| A | 11627L | GE LED BULB GU10 7.5W DIM 3000K WARM WHITE 60DEG 560LM SILVER 25,000HRS |
| B | 11628L | GE LED BULB GU10 7.5W DIM 4000K COOL WHITE 60DEG 560LM SILVER 25,000HRS |

**LIGHT
SOURCE
SOLUTIONS**



Distributor
GE Lighting



Dimmable LED GU10 Bulb



SPECIFICATIONS

BASIC PRODUCT INFO

| | | |
|--------------|--------|--------|
| SKU | 11627L | 11628L |
| PRODUCT TYPE | Bulb | Bulb |
| BRAND | GE | GE |
| DIMMABLE Y/N | Y | Y |

TECHNICAL DATA

| | | |
|-----------------------|-------------------------------|-------------------------------|
| VOLTAGE | 240V | 240V |
| WATTAGE (MAX) | 7.5W | 7.5W |
| SOCKET TYPE | GU10 | GU10 |
| BEAM ANGLE | 60 degrees | 60 degrees |
| BRIGHTNESS/ LUMENS | 560 | 560 |
| LIGHT APPEARANCE | 3000K Warm White | 4000K Cool White |
| EFFICACY (LM/W) | 75 | 75 |
| CRI | >80 | >80 |
| AVERAGE RATED LIFE | 25,000 hours | 25,000 hours |
| WARRANTY | 3 years from date of purchase | 3 years from date of purchase |

MEASUREMENTS

PRODUCT DIMENSIONS

| | | |
|---------------|---------|---------|
| UNIT SIZE(CM) | H5.7xD5 | H5.7xD5 |
| WEIGHT(G) | 66 | 66 |

PACKAGING DIMENSIONS

| | | |
|--------------------------|-----------------|-----------------|
| RETAIL PACK SIZE (CM) | L5.3xW5.3xH6.5 | L5.3xW5.3xH6.5 |
| WEIGHT (G) | 91 | 91 |
| RETAIL BARCODE (EAN) | 9333509116271 | 9333509116288 |
| QUANTITY | 1 | 1 |
| INNER PACK SIZE (CM) | L29.5xW12.5xH9 | L29.5xW12.5xH9 |
| WEIGHT (G) | 1020 | 1020 |
| INNER BARCODE (GTIN) | 29333509116275 | 29333509116282 |
| QUANTITY | 10 | 10 |
| OUTER PACK SIZE | L39.5xW31xH20.5 | L39.5xW31xH20.5 |
| WEIGHT (KG) | 6.6 | 6.6 |
| OUTER BARCODE (GTIN) | 39333509116272 | 39333509116289 |
| QUANTITY | 60 | 60 |



LED MR16 Bulb



The LED MR16 bulb is an ideal replacement for traditional halogen MR16 bulbs.

With improved lamp life, the MR16 is a great way to reduce both energy consumption and maintenance. Available in warm and cool white colour temperatures and with a wide beam angle and high lumens, it is ideal for use in traditional MR16 downlights and spotlights. Rated 15,000 hours, the LED MR16 will last 7 times longer than 35W halogen equivalents.

A



B



RANGE SUMMARY

| | | |
|---|--------|--------------------------------------------------------------|
| A | 12000L | GE LED MR16 BULB 4.8W 3000K WARM WHITE 60DEG 380LM 15,000HRS |
| B | 12001L | GE LED MR16 BULB 4.8W 4000K COOL WHITE 60DEG 400LM 15,000HRS |



LED MR16 Bulb



SPECIFICATIONS

BASIC PRODUCT INFO

| | | |
|--------------|--------|--------|
| SKU | 12000L | 12001L |
| PRODUCT TYPE | Bulb | Bulb |
| BRAND | GE | GE |
| DIMMABLE Y/N | N | N |

TECHNICAL DATA

| | | |
|-----------------------|-------------------------------|-------------------------------|
| VOLTAGE | 12V | 12V |
| WATTAGE (MAX) | 4.8W | 4.8W |
| SOCKET TYPE | MR16 | MR16 |
| BEAM ANGLE | 60 degrees | 60 degrees |
| BRIGHTNESS/ LUMENS | 380 | 400 |
| LIGHT APPEARANCE | 3000K Warm White | 4000K Cool White |
| EFFICACY (LM/W) | 79 | 83 |
| CRI | >80 | >80 |
| AVERAGE RATED LIFE | 15,000 hours | 15,000 hours |
| WARRANTY | 3 years from date of purchase | 3 years from date of purchase |

MEASUREMENTS

PRODUCT DIMENSIONS

| | | |
|---------------|---------|---------|
| UNIT SIZE(CM) | H4.5xW5 | H4.5xW5 |
| WEIGHT(G) | 29 | 29 |

PACKAGING DIMENSIONS

| | | |
|--------------------------|-------------------|-------------------|
| RETAIL PACK SIZE (CM) | L5.3xW5.3xH5.5 | L5.3xW5.3xH5.5 |
| WEIGHT (G) | 53 | 53 |
| RETAIL BARCODE (EAN) | 9333509120001 | 9333509120018 |
| QUANTITY | 1 | 1 |
| INNER PACK SIZE (CM) | L30xW12.5xD8 | L30xW12.5xD8 |
| WEIGHT (G) | 630 | 630 |
| INNER BARCODE (GTIN) | 29333509120005 | 29333509120012 |
| QUANTITY | 10 | 10 |
| OUTER PACK SIZE | L39.5xW31.5xD18.5 | L39.5xW31.5xD18.5 |
| WEIGHT (KG) | 4.25 | 4.25 |
| OUTER BARCODE (GTIN) | 39333509120002 | 39333509120019 |
| QUANTITY | 60 | 60 |



LED Glass MR16 Bulb



The new 5.5W LED Glass MR16 bulb is an ideal replacement for traditional halogen MR16 bulbs.

With improved lamp life, the MR16 is a great way to reduce both energy consumption and maintenance. Available in warm and cool white colour temperatures and with a wide beam angle and high lumens, it is ideal for use in traditional MR16 downlights and spotlights. Rated 15,000 hours, the LED MR16 will last 7 times longer than 35W halogen equivalents.

A



B



RANGE SUMMARY

| | | |
|---|--------|-------------------------------------------------|
| A | 12079L | GE LED GLASS MR16 5.5W 3000K 36D 430LM 15,000HR |
| B | 12080L | GE LED GLASS MR16 5.5W 4000K 36D 460LM 15,000HR |



LED Glass MR16 Bulb



SPECIFICATIONS

BASIC PRODUCT INFO

| | | |
|--------------|--------|--------|
| SKU | 12079L | 12080L |
| PRODUCT TYPE | MR16 | MR16 |
| BRAND | GE | GE |
| DIMMABLE | No | No |

TECHNICAL DATA

| | | |
|-----------------------|-------------------------------|-------------------------------|
| VOLTAGE | 12V AC/DC | 12V AC/DC |
| WATTAGE (MAX) | 5.5W | 5.5W |
| SOCKET TYPE | GU 5.3 | GU 5.3 |
| BEAM ANGLE | 36 degrees | 36 degrees |
| BRIGHTNESS/ LUMENS | 430 | 460 |
| LIGHT APPEARANCE | 3000K Warm White | 4000K Cool White |
| EFFICACY (LM/W) | 78 | 84 |
| CRI | ≥80 | ≥80 |
| AVERAGE RATED LIFE | 15,000 hours | 15,000 hours |
| WARRANTY | 3 years from date of purchase | 3 years from date of purchase |

MEASUREMENTS

PRODUCT DIMENSIONS

| | | |
|---------------|-----|-----|
| UNIT SIZE(CM) | N/A | N/A |
| WEIGHT(G) | N/A | N/A |

PACKAGING DIMENSIONS

| | | |
|--------------------------|----------------|----------------|
| RETAIL PACK SIZE (CM) | L53xW53xH67 | L53xW53xH67 |
| WEIGHT (G) | 0.061 | 0.061 |
| RETAIL BARCODE (EAN) | 9333509120797 | 9333509120803 |
| QUANTITY | 1 | 1 |
| INNER PACK SIZE (CM) | L300xW125xH85 | L300xW125xH85 |
| WEIGHT (G) | 0.66 | 0.66 |
| INNER BARCODE (GTIN) | 2933350912079 | 2933350912807 |
| QUANTITY | 10 | 10 |
| OUTER PACK SIZE | L390xW390xH635 | L390xW390xH635 |
| WEIGHT (KG) | 5.521 | 5.521 |
| OUTER BARCODE (GTIN) | 39333509120798 | 39333509120804 |
| QUANTITY | 60 | 60 |



LED MR16 Bulb



The 7.3W LED MR16 bulb is an ideal replacement for traditional halogen MR16 bulbs.

With improved lamp life, the MR16 is a great way to reduce both energy consumption and maintenance. Available in warm and cool white colour temperatures and with a wide beam angle and high lumens, it is ideal for use in traditional MR16 downlights and spotlights. Rated 25,000 hours, the 7.3W LED MR16 will last 10 times longer than 50W halogen equivalents.

A



B



RANGE SUMMARY

| | | |
|---|--------|---------------------------------------------------------------------|
| A | 11619L | GE LED MR16 BULB 7.3W 3000K WARM WHITE 60DEG 560LM SILVER 25,000HRS |
| B | 11620L | GE LED MR16 BULB 7.3W 4000K COOL WHITE 60DEG 560LM SILVER 25,000HRS |



LED MR16 Bulb



SPECIFICATIONS

BASIC PRODUCT INFO

| | | |
|--------------|--------|--------|
| SKU | 11619L | 11620L |
| PRODUCT TYPE | Bulb | Bulb |
| BRAND | GE | GE |
| DIMMABLE Y/N | N | N |

TECHNICAL DATA

| | | |
|-----------------------|-------------------------------|-------------------------------|
| VOLTAGE | 12V | 12V |
| WATTAGE (MAX) | 7.3W | 7.3W |
| SOCKET TYPE | MR16 | MR16 |
| BEAM ANGLE | 60 degrees | 60 degrees |
| BRIGHTNESS/ LUMENS | 560 | 560 |
| LIGHT APPEARANCE | 3000K Warm White | 4000K Cool White |
| EFFICACY (LM/W) | 77 | 77 |
| CRI | >80 | >80 |
| AVERAGE RATED LIFE | 25,000 hours | 25,000 hours |
| WARRANTY | 3 years from date of purchase | 3 years from date of purchase |

MEASUREMENTS

PRODUCT DIMENSIONS

| | | |
|---------------|---------|---------|
| UNIT SIZE(CM) | H4.8xD5 | H4.8xD5 |
| WEIGHT(G) | 51 | 51 |

PACKAGING DIMENSIONS

| | | |
|--------------------------|-------------------|-------------------|
| RETAIL PACK SIZE (CM) | L5.3xW5.3xH5.5 | L5.3xW5.3xH5.5 |
| WEIGHT (G) | 75 | 75 |
| RETAIL BARCODE (EAN) | 9333509116196 | 9333509116202 |
| QUANTITY | 1 | 1 |
| INNER PACK SIZE (CM) | L30xW12.5xH8 | L30xW12.5xH8 |
| WEIGHT (G) | 850 | 850 |
| INNER BARCODE (GTIN) | 29333509116190 | 29333509116206 |
| QUANTITY | 10 | 10 |
| OUTER PACK SIZE | L39.5xW31.5xH18.5 | L39.5xW31.5xH18.5 |
| WEIGHT (KG) | 5.7 | 5.7 |
| OUTER BARCODE (GTIN) | 39333509116197 | 39333509116203 |
| QUANTITY | 60 | 60 |



Dimmable LED MR16 Bulb



The dimmable LED 7W MR16 bulb is an ideal replacement for traditional halogen MR16 bulbs.

With improved lamp life, the MR16 is a great way to reduce both energy consumption and maintenance. Available in warm and cool white colour temperatures, with a wide beam angle, high lumens and dimming capability, it is ideal for use in traditional MR16 downlights and spotlights. Rated 25,000 hours, the 7W LED MR16 will last 10 times longer than 50W halogen equivalents.

A



B



RANGE SUMMARY

| | | |
|---|--------|-----------------------------------------------------------------------|
| A | 12002L | GE LED MR16 BULB 7W DIM 3000K WARM WHITE 60DEG 550LM SILVER 25,000HRS |
| B | 12003L | GE LED MR16 BULB 7W DIM 4000K COOL WHITE 60DEG 550LM SILVER 25,000HRS |



Dimmable LED MR16 Bulb



SPECIFICATIONS

BASIC PRODUCT INFO

| | | |
|--------------|--------|--------|
| SKU | 12002L | 12003L |
| PRODUCT TYPE | Bulb | Bulb |
| BRAND | GE | GE |
| DIMMABLE Y/N | Y | Y |

TECHNICAL DATA

| | | |
|-----------------------|-------------------------------|-------------------------------|
| VOLTAGE | 12V | 12V |
| WATTAGE (MAX) | 7W | 7W |
| SOCKET TYPE | MR16 | MR16 |
| BEAM ANGLE | 60 degrees | 60 degrees |
| BRIGHTNESS/ LUMENS | 550 | 550 |
| LIGHT APPEARANCE | 3000K Warm White | 4000K Cool White |
| EFFICACY (LM/W) | 79 | 79 |
| CRI | >80 | >80 |
| AVERAGE RATED LIFE | 25,000 hours | 25,000 hours |
| WARRANTY | 3 years from date of purchase | 3 years from date of purchase |

MEASUREMENTS

PRODUCT DIMENSIONS

| | | |
|---------------|---------|---------|
| UNIT SIZE(CM) | H4.8xD5 | H4.8xD5 |
| WEIGHT(G) | 51 | 51 |

PACKAGING DIMENSIONS

| | | |
|--------------------------|-------------------|-------------------|
| RETAIL PACK SIZE (CM) | L5.3xW5.3xH5.5 | L5.3xW5.3xH5.5 |
| WEIGHT (G) | 75 | 75 |
| RETAIL BARCODE (EAN) | 9333509120025 | 9333509120032 |
| QUANTITY | 1 | 1 |
| INNER PACK SIZE (CM) | L30xW12.5xD8 | L30xW12.5xD8 |
| WEIGHT (G) | 850 | 850 |
| INNER BARCODE (GTIN) | 29333509120029 | 29333509120036 |
| QUANTITY | 10 | 10 |
| OUTER PACK SIZE | L39.5xW31.5xH18.5 | L39.5xW31.5xH18.5 |
| WEIGHT (KG) | 5.7 | 5.7 |
| OUTER BARCODE (GTIN) | 39333509120026 | 39333509120033 |
| QUANTITY | 60 | 60 |



LED R50 Bulb



The LED reflector bulb is the ideal replacement for traditional incandescent reflector light bulbs.

The LED reflector bulb is available in a selection of shapes, suitable for use in different pendants and lamps. Available in warm and cool white colour temperatures, and with great light output, the bulb is suitable for most applications. Rated at 25,000 hours, the LED reflector bulb will last up to 25 times longer than incandescent equivalents.

A



B



RANGE SUMMARY

| | | |
|---|--------|---------------------------------------------------------|
| A | 11639L | GE LED R50 BULB 6W SES 2700K WARM WHITE 450LM 25,000hrs |
| B | 11640L | GE LED R50 BULB 6W SES 4000K COOL WHITE 500LM 25,000hrs |



LED R50 Bulb



SPECIFICATIONS

BASIC PRODUCT INFO

| | | |
|--------------|--------|--------|
| SKU | 11639L | 11640L |
| PRODUCT TYPE | Bulb | Bulb |
| BRAND | GE | GE |
| DIMMABLE Y/N | N | N |

TECHNICAL DATA

| | | |
|-----------------------|-------------------------------|-------------------------------|
| VOLTAGE | 240V | 240V |
| WATTAGE (MAX) | 6W | 6W |
| SOCKET TYPE | SES | SES |
| BEAM ANGLE | 110 degrees | 110 degrees |
| BRIGHTNESS/ LUMENS | 450 | 500 |
| LIGHT APPEARANCE | 2700K Warm White | 4000K Cool White |
| EFFICACY (LM/W) | 75 | 83 |
| CRI | >80 | >80 |
| AVERAGE RATED LIFE | 25,000 hours | 25,000 hours |
| WARRANTY | 3 years from date of purchase | 3 years from date of purchase |

MEASUREMENTS

PRODUCT DIMENSIONS

| | | |
|---------------|---------|---------|
| UNIT SIZE(CM) | H8.5xW5 | H8.5xW5 |
| WEIGHT(G) | 35 | 35 |

PACKAGING DIMENSIONS

| | | |
|--------------------------|-------------------|-------------------|
| RETAIL PACK SIZE (CM) | L5.3xW5.3xH9.5 | L5.3xW5.3xH9.5 |
| WEIGHT (G) | 60 | 60 |
| RETAIL BARCODE (EAN) | 9333509116394 | 9333509116400 |
| QUANTITY | 1 | 1 |
| INNER PACK SIZE (CM) | L30xW12.5xD12 | L30xW12.5xD12 |
| WEIGHT (G) | 740 | 740 |
| INNER BARCODE (GTIN) | 29333509116398 | 29333509116404 |
| QUANTITY | 10 | 10 |
| OUTER PACK SIZE | L39.5xW31.5xD26.5 | L39.5xW31.5xD26.5 |
| WEIGHT (KG) | 4.9 | 4.9 |
| OUTER BARCODE (GTIN) | 39333509116395 | 39333509116401 |
| QUANTITY | 60 | 60 |



LED R63 Bulb



The LED reflector bulb is the ideal replacement for traditional incandescent reflector light bulbs.

The LED reflector bulb is available in a selection of shapes, suitable for use in different pendants and lamps. Available in warm and cool white colour temperatures, and with great light output, the bulb is suitable for most applications. Rated at 25,000 hours, the LED reflector bulb will last up to 25 times longer than incandescent equivalents.

A



B



RANGE SUMMARY

| | | |
|---|--------|--------------------------------------------------------|
| A | 11641L | GE LED R63 BULB 8W ES 2700K WARM WHITE 620LM 25,000HRS |
| B | 11642L | GE LED R63 BULB 8W ES 4000K COOL WHITE 700LM 25,000HRS |



LED R63 Bulb



SPECIFICATIONS

BASIC PRODUCT INFO

| | | |
|--------------|--------|--------|
| SKU | 11641L | 11642L |
| PRODUCT TYPE | Bulb | Bulb |
| BRAND | GE | GE |
| DIMMABLE Y/N | N | N |

TECHNICAL DATA

| | | |
|-----------------------|-------------------------------|-------------------------------|
| VOLTAGE | 240V | 240V |
| WATTAGE (MAX) | 8W | 8W |
| SOCKET TYPE | ES | ES |
| BEAM ANGLE | 110 degrees | 110 degrees |
| BRIGHTNESS/ LUMENS | 620 | 700 |
| LIGHT APPEARANCE | 2700K Warm White | 4000K Cool White |
| EFFICACY (LM/W) | 78 | 88 |
| CRI | >80 | >80 |
| AVERAGE RATED LIFE | 25,000 hours | 25,000 hours |
| WARRANTY | 3 years from date of purchase | 3 years from date of purchase |

MEASUREMENTS

PRODUCT DIMENSIONS

| | | |
|---------------|------------|------------|
| UNIT SIZE(CM) | H10.3xW6.3 | H10.3xW6.3 |
| WEIGHT(G) | 54 | 54 |

PACKAGING DIMENSIONS

| | | |
|--------------------------|-----------------|-----------------|
| RETAIL PACK SIZE (CM) | L6.7xW6.7xH11.2 | L6.7xW6.7xH11.2 |
| WEIGHT (G) | 90 | 90 |
| RETAIL BARCODE (EAN) | 9333509116417 | 9333509116424 |
| QUANTITY | 1 | 1 |
| INNER PACK SIZE (CM) | L37xW15.3xD13.5 | L37xW15.3xD13.5 |
| WEIGHT (G) | 1090 | 1090 |
| INNER BARCODE (GTIN) | 29333509116411 | 29333509116428 |
| QUANTITY | 10 | 10 |
| OUTER PACK SIZE | L48xW38.5xD29.5 | L48xW38.5xD29.5 |
| WEIGHT (KG) | 7.3 | 7.3 |
| OUTER BARCODE (GTIN) | 39333509116418 | 39333509116425 |
| QUANTITY | 60 | 60 |



LED R80 Bulb



The LED reflector bulb is the ideal replacement for traditional incandescent reflector light bulbs.

The LED reflector bulb is available in a selection of shapes, suitable for use in different pendants and lamps. Available in warm and cool white colour temperatures, and with great light output, the bulb is suitable for most applications. Rated at 25,000 hours, the LED reflector bulb will last up to 25 times longer than incandescent equivalents.

A



B



RANGE SUMMARY

| | | |
|---|--------|---------------------------------------------------------|
| A | 11643L | GE LED R80 BULB 10W ES 2700K WARM WHITE 800LM 25,000HRS |
| B | 11644L | GE LED R80 BULB 10W ES 4000K COOL WHITE 890LM 25,000HRS |



LED R80 Bulb



SPECIFICATIONS

| BASIC PRODUCT INFO | | |
|--------------------|--------|--------|
| SKU | 11643L | 11644L |
| PRODUCT TYPE | Bulb | Bulb |
| BRAND | GE | GE |
| DIMMABLE Y/N | N | N |

| TECHNICAL DATA | | |
|-----------------------|-------------------------------|-------------------------------|
| VOLTAGE | 240V | 240V |
| WATTAGE (MAX) | 10W | 10W |
| SOCKET TYPE | ES | ES |
| BEAM ANGLE | 110 degrees | 110 degrees |
| BRIGHTNESS/ LUMENS | 800 | 890 |
| LIGHT APPEARANCE | 2700K Warm White | 4000K Cool White |
| EFFICACY (LM/W) | 80 | 89 |
| CRI | >80 | >80 |
| AVERAGE RATED LIFE | 25,000 hours | 25,000 hours |
| WARRANTY | 3 years from date of purchase | 3 years from date of purchase |

| MEASUREMENTS | | |
|--------------------------|-------------------|-------------------|
| PRODUCT DIMENSIONS | | |
| UNIT SIZE(CM) | H11.4xW8 | H11.4xW8 |
| WEIGHT(G) | 138 | 138 |
| PACKAGING DIMENSIONS | | |
| RETAIL PACK SIZE (CM) | L8.4xW8.4xH12.9 | L8.4xW8.4xH12.9 |
| WEIGHT (G) | 195 | 195 |
| RETAIL BARCODE (EAN) | 9333509116431 | 9333509116448 |
| QUANTITY | 1 | 1 |
| INNER PACK SIZE (CM) | L45.5xW18.8xD15.5 | L45.5xW18.8xD15.5 |
| WEIGHT (G) | 2230 | 2230 |
| INNER BARCODE (GTIN) | 29333509116435 | 29333509116442 |
| QUANTITY | 10 | 10 |
| OUTER PACK SIZE | L58.5xW47xD33.5 | L58.5xW47xD33.5 |
| WEIGHT (KG) | 14.5 | 14.5 |
| OUTER BARCODE (GTIN) | 39333509116432 | 39333509116449 |
| QUANTITY | 60 | 60 |



LED PAR38



The LED PAR38 bulb is an ideal replacement for traditional bulbs.

With a rated life of 25,000 hours, the LED PAR38 bulb will last up to 12 times longer than 120W incandescent equivalents.



RANGE SUMMARY

12081L

GE LED BULB PAR38 14W 3000K 36DEG 1050LM IP44 25,000HRS

**LIGHT
SOURCE
SOLUTIONS**



Distributor
GE Lighting



LED PAR38



SPECIFICATIONS

BASIC PRODUCT INFO

| | |
|--------------|--------|
| SKU | 12081L |
| PRODUCT TYPE | Bulb |
| BRAND | GE |
| DIMMABLE Y/N | N |

TECHNICAL DATA

| | |
|-----------------------|-------------------------------|
| VOLTAGE | 240V |
| WATTAGE (MAX) | 14W |
| SOCKET TYPE | E27 |
| BEAM ANGLE | 36° |
| BRIGHTNESS/ LUMENS | 1050 |
| LIGHT APPEARANCE | 3000K Warm White |
| EFFICACY (LM/W) | 75 |
| CRI | >80 |
| AVERAGE RATED LIFE | 25,000 H |
| WARRANTY | 3 years from date of purchase |

MEASUREMENTS

PRODUCT DIMENSIONS

| | |
|---------------|--------------|
| UNIT SIZE(CM) | Hx12.2XW13.3 |
| WEIGHT(G) | 370 |

PACKAGING DIMENSIONS

| | |
|--------------------------|-------------------|
| RETAIL PACK SIZE (CM) | L13.2XW13.2XH15.1 |
| WEIGHT (G) | 370 |
| RETAIL BARCODE (EAN) | 9333509120810 |
| QUANTITY | 1 |

| | |
|-------------------------|-------------------|
| INNER PACK SIZE (CM) | L41.9XW29.2XH16.2 |
| WEIGHT (G) | 3030 |
| INNER BARCODE (GTIN) | 29333509120814 |
| QUANTITY | 6 |

| | |
|-------------------------|-----------------|
| OUTER PACK SIZE | L60.8W43.5H35.6 |
| WEIGHT (KG) | 12.10 |
| OUTER BARCODE (GTIN) | 39333509120811 |
| QUANTITY | 24 |



LED Drake Round Flush Mount

12
WATT

LIMITED WARRANTY
3
YEAR



The LED Drake round flush mount light is the perfect long life, low maintenance replacement for traditional fluoro fittings.

A modern design with silver and clear accents, it will compliment any contemporary decor. With its instant start, full brightness & no flicker operation, the 12W LED flush mount will last up to 3 times longer than traditional fluoro flush fittings.

A



B



RANGE SUMMARY

| | | |
|---|--------|---------------------------------------------------------------------|
| A | 12057L | GE LED DRAKE ROUND FLUSH MOUNT 12W 330MM 3000K 750LM IP20 25,000HRS |
| B | 12058L | GE LED DRAKE ROUND FLUSH MOUNT 12W 330MM 4000K 800LM IP20 25,000HRS |

**LIGHT
SOURCE
SOLUTIONS**



Distributor
GE Lighting



LED Drake Round Flush Mount



SPECIFICATIONS

BASIC PRODUCT INFO

| | | |
|--------------|-------------|-------------|
| SKU | 12057L | 12058L |
| PRODUCT TYPE | Flush Mount | Flush Mount |
| BRAND | GE | GE |
| DIMMABLE Y/N | N | N |

TECHNICAL DATA

| | | |
|-----------------------|-------------------------------|-------------------------------|
| VOLTAGE | 240V | 240V |
| WATTAGE (MAX) | 12W | 12W |
| SOCKET TYPE | N/A | N/A |
| BEAM ANGLE | 170 degrees | 170 degrees |
| BRIGHTNESS/ LUMENS | 750 | 800 |
| LIGHT APPEARANCE | 3000K Warm White | 4000K Cool White |
| EFFICACY (LM/W) | 63 | 67 |
| CRI | >80 | >80 |
| AVERAGE RATED LIFE | 25,000 hours | 25,000 hours |
| WARRANTY | 3 years from date of purchase | 3 years from date of purchase |

MEASUREMENTS

PRODUCT DIMENSIONS

| | | |
|---------------|--------|--------|
| UNIT SIZE(CM) | W33xD8 | W33xD8 |
| WEIGHT(G) | N/A | N/A |

PACKAGING DIMENSIONS

| | | |
|--------------------------|----------------|----------------|
| RETAIL PACK SIZE (CM) | L365xW365xH85 | L365xW365xH85 |
| WEIGHT (G) | N/A | N/A |
| RETAIL BARCODE (EAN) | 9333509120575 | 9333509120582 |
| QUANTITY | 1 | 1 |
| INNER PACK SIZE (CM) | N/A | N/A |
| WEIGHT (G) | N/A | N/A |
| INNER BARCODE (GTIN) | N/A | N/A |
| QUANTITY | N/A | N/A |
| OUTER PACK SIZE | L385xW380xH545 | L385xW380xH545 |
| WEIGHT (KG) | N/A | N/A |
| OUTER BARCODE (GTIN) | 39333509120576 | 39333509120583 |
| QUANTITY | 6 | 6 |



LED Drake Square Flush Mount

12
WATT

LIMITED WARRANTY
3
YEAR



The LED Drake square flush mount light is the perfect long life, low maintenance replacement for traditional fluoro fittings.

A modern design with silver and clear accents, it will compliment any contemporary decor. With its instant start, full brightness & no flicker operation, the 12W LED flush mount will last up to 3 times longer than traditional fluoro flush fittings.

A



B



RANGE SUMMARY

| | | |
|---|--------|----------------------------------------------------------------------|
| A | 12059L | GE LED DRAKE SQUARE FLUSH MOUNT 12W 335MM 3000K 820LM IP20 25,000HRS |
| B | 12060L | GE LED DRAKE SQUARE FLUSH MOUNT 12W 335MM 4000K 850LM IP20 25,000HRS |

**LIGHT
SOURCE
SOLUTIONS**



Distributor
GE Lighting



LED Drake Square Flush Mount



SPECIFICATIONS

| BASIC PRODUCT INFO | | |
|--------------------------|-------------------------------|-------------------------------|
| SKU | 12059L | 12060L |
| PRODUCT TYPE | Flush Mount | Flush Mount |
| BRAND | GE | GE |
| DIMMABLE Y/N | N | N |
| TECHNICAL DATA | | |
| VOLTAGE | 240V | 240V |
| WATTAGE (MAX) | 12W | 12W |
| SOCKET TYPE | N/A | N/A |
| BEAM ANGLE | 170 degrees | 170 degrees |
| BRIGHTNESS/ LUMENS | 820 | 850 |
| LIGHT APPEARANCE | 3000K Warm White | 4000K Cool White |
| EFFICACY (LM/W) | 68 | 71 |
| CRI | >80 | >80 |
| AVERAGE RATED LIFE | 25,000 hours | 25,000 hours |
| WARRANTY | 3 years from date of purchase | 3 years from date of purchase |
| MEASUREMENTS | | |
| PRODUCT DIMENSIONS | | |
| UNIT SIZE(CM) | W33.5xD8 | W33.5xD8 |
| WEIGHT(G) | N/A | N/A |
| PACKAGING DIMENSIONS | | |
| RETAIL PACK SIZE (CM) | L380xW375xH100 | L380xW375xH100 |
| WEIGHT (G) | N/A | N/A |
| RETAIL BARCODE (EAN) | 9333509120599 | 9333509120605 |
| QUANTITY | 1 | 1 |
| INNER PACK SIZE (CM) | N/A | N/A |
| WEIGHT (G) | N/A | N/A |
| INNER BARCODE (GTIN) | N/A | N/A |
| QUANTITY | N/A | N/A |
| OUTER PACK SIZE | L390xW390xH635 | L390xW390xH635 |
| WEIGHT (KG) | N/A | N/A |
| OUTER BARCODE (GTIN) | 39333509120590 | 39333509120606 |
| QUANTITY | 6 | 6 |



LED Omega Round Flush Mount



The LED Omega round flush mount light is the perfect long life, low maintenance replacement for traditional fluoro fittings.

With its instant start, full brightness & no flicker operation, the 9W LED flush mount will last up to 3 times longer than traditional fluoro flush fittings.

A



B



RANGE SUMMARY

| | | |
|---|--------|--------------------------------------------------------------------|
| A | 12053L | GE LED OMEGA ROUND FLUSH MOUNT 9W 250MM 3000K 650LM IP20 25,000HRS |
| B | 12054L | GE LED OMEGA ROUND FLUSH MOUNT 9W 250MM 4000K 700LM IP20 25,000HRS |



LED Omega Round Flush Mount



SPECIFICATIONS

| BASIC PRODUCT INFO | | |
|--------------------|-------------|-------------|
| SKU | 12053L | 12054L |
| PRODUCT TYPE | Flush Mount | Flush Mount |
| BRAND | GE | GE |
| DIMMABLE Y/N | N | N |

| TECHNICAL DATA | | |
|-----------------------|-------------------------------|-------------------------------|
| VOLTAGE | 240V | 240V |
| WATTAGE (MAX) | 9W | 9W |
| SOCKET TYPE | N/A | N/A |
| BEAM ANGLE | 170 degrees | 170 degrees |
| BRIGHTNESS/ LUMENS | 650 | 700 |
| LIGHT APPEARANCE | 3000K Warm White | 4000K Cool White |
| EFFICACY (LM/W) | 72 | 78 |
| CRI | >80 | >80 |
| AVERAGE RATED LIFE | 25,000 hours | 25,000 hours |
| WARRANTY | 3 years from date of purchase | 3 years from date of purchase |

| MEASUREMENTS | | |
|--------------------------|----------------|----------------|
| PRODUCT DIMENSIONS | | |
| UNIT SIZE(CM) | W25xD9 | W25xD9 |
| WEIGHT(G) | N/A | N/A |
| PACKAGING DIMENSIONS | | |
| RETAIL PACK SIZE (CM) | L275xW270xH95 | L275xW270xH95 |
| WEIGHT (G) | N/A | N/A |
| RETAIL BARCODE (EAN) | 9333509120537 | 9333509120544 |
| QUANTITY | 1 | 1 |
| INNER PACK SIZE (CM) | N/A | N/A |
| WEIGHT (G) | N/A | N/A |
| INNER BARCODE (GTIN) | N/A | N/A |
| QUANTITY | N/A | N/A |
| OUTER PACK SIZE | L285xW505xH560 | L285xW505xH560 |
| WEIGHT (KG) | N/A | N/A |
| OUTER BARCODE (GTIN) | 39333509120538 | 39333509120545 |
| QUANTITY | 10 | 10 |



LED Omega Round Flush Mount

18
WATT

LIMITED WARRANTY
3
YEAR



The LED Omega round flush mount light is the perfect long life, low maintenance replacement for traditional fluoro fittings.

With its instant start, full brightness & no flicker operation, the 18W LED flush mount will last up to 3 times longer than traditional fluoro flush fittings.

A



B



RANGE SUMMARY

| | | |
|---|--------|----------------------------------------------------------------------|
| A | 12055L | GE LED OMEGA ROUND FLUSH MOUNT 18W 350MM 3000K 1400LM IP20 25,000HRS |
| B | 12056L | GE LED OMEGA ROUND FLUSH MOUNT 18W 350MM 4000K 1500LM IP20 25,000HRS |

**LIGHT
SOURCE
SOLUTIONS**



Distributor
GE Lighting



LED Omega Round Flush Mount



SPECIFICATIONS

BASIC PRODUCT INFO

| | | |
|--------------|-------------|-------------|
| SKU | 12055L | 12056L |
| PRODUCT TYPE | Flush Mount | Flush Mount |
| BRAND | GE | GE |
| DIMMABLE Y/N | N | N |

TECHNICAL DATA

| | | |
|-----------------------|-------------------------------|-------------------------------|
| VOLTAGE | 240V | 240V |
| WATTAGE (MAX) | 18W | 18W |
| SOCKET TYPE | N/A | N/A |
| BEAM ANGLE | 170 degrees | 170 degrees |
| BRIGHTNESS/ LUMENS | 1400 | 1500 |
| LIGHT APPEARANCE | 3000K Warm White | 4000K Cool White |
| EFFICACY (LM/W) | 78 | 83 |
| CRI | >80 | >80 |
| AVERAGE RATED LIFE | 25,000 hours | 25,000 hours |
| WARRANTY | 3 years from date of purchase | 3 years from date of purchase |

MEASUREMENTS

PRODUCT DIMENSIONS


| | | |
|---------------|---------|---------|
| UNIT SIZE(CM) | W35xD11 | W35xD11 |
| WEIGHT(G) | N/A | N/A |

PACKAGING DIMENSIONS

| | | |
|--------------------------|----------------|----------------|
| RETAIL PACK SIZE (CM) | L386xW386xH120 | L386xW386xH120 |
| WEIGHT (G) | N/A | N/A |
| RETAIL BARCODE (EAN) | 9333509120551 | 9333509120568 |
| QUANTITY | 1 | 1 |
| INNER PACK SIZE (CM) | N/A | N/A |
| WEIGHT (G) | N/A | N/A |
| INNER BARCODE (GTIN) | N/A | N/A |
| QUANTITY | N/A | N/A |
| OUTER PACK SIZE | L395xW400xH755 | L395xW400xH755 |
| WEIGHT (KG) | N/A | N/A |
| OUTER BARCODE (GTIN) | 39333509120552 | 39333509120569 |
| QUANTITY | 6 | 6 |



LED T8 Tube



The 9W LED T8 tube is the perfect replacement for traditional T8 fluorescent tubes.

With high efficacy and a rated life of 36,000 hours (at L70) the 9W LED T8 tube can reduce energy consumption more effectively than traditional 18W fluorescent equivalents.



| RANGE SUMMARY | |
|---------------|--------------------------------------------------------|
| 12044L | GE LED TUBE T8 9W G13 6500K DAYLIGHT 900LM 36,000HRS |
| 12045L | GE LED TUBE T8 9W G13 4000K COOL WHITE 900LM 36,000HRS |
| 12046L | GE LED TUBE T8 9W G13 3000K WARM WHITE 810LM 36,000HRS |



LED T8 Tube




SPECIFICATIONS

| BASIC PRODUCT INFO | | | |
|--------------------------|-------------------------------|-------------------------------|-------------------------------|
| SKU | 12044L | 12045L | 12046L |
| PRODUCT TYPE | Tube | Tube | Tube |
| BRAND | GE | GE | GE |
| DIMMABLE Y/N | N | N | N |
| TECHNICAL DATA | | | |
| VOLTAGE | 240V | 240V | 240V |
| WATTAGE (MAX) | 9W | 9W | 9W |
| SOCKET TYPE | G13 | G13 | G13 |
| BEAM ANGLE | 175 degrees | 175 degrees | 175 degrees |
| BRIGHTNESS/ LUMENS | 900 | 900 | 810 |
| LIGHT APPEARANCE | 6500K Daylight | 4000K Cool White | 3000K Warm White |
| EFFICACY (LM/W) | 100 | 100 | 90 |
| CRI | >80 | >80 | >80 |
| AVERAGE RATED LIFE | 36,000 hours | 36,000 hours | 36,000 hours |
| WARRANTY | 3 years from date of purchase | 3 years from date of purchase | 3 years from date of purchase |
| MEASUREMENTS | | | |
| PRODUCT DIMENSIONS | | | |
| UNIT SIZE(CM) | H2.8xW2.8xL60.3 | H2.8xW2.8xL60.3 | H2.8xW2.8xL60.3 |
| WEIGHT(G) | 12.5 | 12.5 | 12.5 |
| PACKAGING DIMENSIONS | | | |
| RETAIL PACK SIZE (CM) | L31xW31xH681 | L31xW31xH681 | L31xW31xH681 |
| WEIGHT (G) | 19.2 | 19.2 | 19.2 |
| RETAIL BARCODE (EAN) | 9333509120445 | 9333509120452 | 9333509120469 |
| QUANTITY | 1 | 1 | 1 |
| INNER PACK SIZE (CM) | N/A | N/A | N/A |
| WEIGHT (G) | N/A | N/A | N/A |
| INNER BARCODE (GTIN) | N/A | N/A | N/A |
| QUANTITY | N/A | N/A | N/A |
| OUTER PACK SIZE | L739xW246xD120 | L739xW246xD120 | L739xW246xD120 |
| WEIGHT (KG) | 2.54 | 2.54 | 2.54 |
| OUTER BARCODE (GTIN) | 39333509120446 | 39333509120453 | 39333509120460 |
| QUANTITY | 10 | 10 | 10 |



LED T8 Tube



The 16W LED T8 tube is the perfect replacement for traditional T8 fluorescent tubes.

With high efficacy and a rated life of 36,000 hours (at L70) the 16W LED T8 tube can reduce energy consumption more effectively than traditional 36W fluorescent equivalents.



RANGE SUMMARY

| | |
|--------|----------------------------------------------------------|
| 12041L | GE LED TUBE T8 16W G13 6500K DAYLIGHT 1700LM 36,000HRS |
| 12042L | GE LED TUBE T8 16W G13 4000K COOL WHITE 1700LM 36,000HRS |
| 12043L | GE LED TUBE T8 16W G13 3000K WARM WHITE 1550LM 36,000HRS |





LED T8 Tube



SPECIFICATIONS

| BASIC PRODUCT INFO | | | |
|--------------------|--------|--------|--------|
| SKU | 12041L | 12042L | 12043L |
| PRODUCT TYPE | Tube | Tube | Tube |
| BRAND | GE | GE | GE |
| DIMMABLE Y/N | N | N | N |

| TECHNICAL DATA | | | |
|-----------------------|-------------------------------|-------------------------------|-------------------------------|
| VOLTAGE | 240V | 240V | 240V |
| WATTAGE (MAX) | 16W | 16W | 16W |
| SOCKET TYPE | G13 | G13 | G13 |
| BEAM ANGLE | 175 degrees | 175 degrees | 175 degrees |
| BRIGHTNESS/ LUMENS | 1700 | 1700 | 1550 |
| LIGHT APPEARANCE | 6500K Daylight | 4000K Cool White | 3000K Warm White |
| EFFICACY (LM/W) | 106 | 106 | 97 |
| CRI | >80 | >80 | >80 |
| AVERAGE RATED LIFE | 36,000 hours | 36,000 hours | 36,000 hours |
| WARRANTY | 3 years from date of purchase | 3 years from date of purchase | 3 years from date of purchase |

| MEASUREMENTS | | | |
|--------------------------|------------------|------------------|------------------|
| PRODUCT DIMENSIONS | | | |
| UNIT SIZE(CM) | H2.8xW2.8xL121.2 | H2.8xW2.8xL121.2 | H2.8xW2.8xL121.2 |
| WEIGHT(G) | 22.5 | 22.5 | 22.5 |
| PACKAGING DIMENSIONS | | | |
| RETAIL PACK SIZE (CM) | L31xW31xH1291 | L31xW31xH1291 | L31xW31xH1291 |
| WEIGHT (G) | 34.8 | 34.8 | 34.8 |
| RETAIL BARCODE (EAN) | 9333509120414 | 9333509120421 | 9333509120438 |
| QUANTITY | 1 | 1 | 1 |
| INNER PACK SIZE (CM) | N/A | N/A | N/A |
| WEIGHT (G) | N/A | N/A | N/A |
| INNER BARCODE (GTIN) | N/A | N/A | N/A |
| QUANTITY | N/A | N/A | N/A |
| OUTER PACK SIZE | L1349xW246xD120 | L1349xW246xD120 | L1349xW246xD120 |
| WEIGHT (KG) | 4.41 | 4.41 | 4.41 |
| OUTER BARCODE (GTIN) | 39333509120415 | 39333509120422 | 39333509120439 |
| QUANTITY | 10 | 10 | 10 |



LED T8 Tube



The 23W LED T8 tube is the perfect replacement for traditional T8 fluorescent tubes.

With high efficacy and a rated life of 36,000 hours (at L70) the 23W LED T8 tube can reduce energy consumption more effectively than traditional 58W fluorescent equivalents.



RANGE SUMMARY

| | |
|--------|----------------------------------------------------------|
| 12038L | GE LED TUBE T8 23W G13 6500K DAYLIGHT 2400LM 36,000HRS |
| 12039L | GE LED TUBE T8 23W G13 4000K COOL WHITE 2400LM 36,000HRS |
| 12040L | GE LED TUBE T8 23W G13 3000K WARM WHITE 2200LM 36,000HRS |





LED T8 Tube



SPECIFICATIONS

| BASIC PRODUCT INFO | | | |
|--------------------|--------|--------|--------|
| SKU | 12038L | 12039L | 12040L |
| PRODUCT TYPE | Tube | Tube | Tube |
| BRAND | GE | GE | GE |
| DIMMABLE Y/N | N | N | N |

| TECHNICAL DATA | | | |
|-----------------------|-------------------------------|-------------------------------|-------------------------------|
| VOLTAGE | 240V | 240V | 240V |
| WATTAGE (MAX) | 23W | 23W | 23W |
| SOCKET TYPE | G13 | G13 | G13 |
| BEAM ANGLE | 175 degrees | 175 degrees | 175 degrees |
| BRIGHTNESS/ LUMENS | 2400 | 2400 | 2200 |
| LIGHT APPEARANCE | 6500K Daylight | 4000K Cool White | 3000K Warm White |
| EFFICACY (LM/W) | 104 | 104 | 96 |
| CRI | >80 | >80 | >80 |
| AVERAGE RATED LIFE | 36,000 hours | 36,000 hours | 36,000 hours |
| WARRANTY | 3 years from date of purchase | 3 years from date of purchase | 3 years from date of purchase |

| MEASUREMENTS | | | |
|--------------------------|------------------|------------------|------------------|
| PRODUCT DIMENSIONS | | | |
| UNIT SIZE(CM) | H2.8xW2.8xL151.3 | H2.8xW2.8xL151.3 | H2.8xW2.8xL151.3 |
| WEIGHT(G) | 27.8 | 27.8 | 27.8 |
| PACKAGING DIMENSIONS | | | |
| RETAIL PACK SIZE (CM) | L31xW31xH1558 | L31xW31xH1558 | L31xW31xH1558 |
| WEIGHT (G) | 43 | 43 | 43 |
| RETAIL BARCODE (EAN) | 9333509120384 | 9333509120391 | 9333509120407 |
| QUANTITY | 1 | 1 | 1 |
| INNER PACK SIZE (CM) | N/A | N/A | N/A |
| WEIGHT (G) | N/A | N/A | N/A |
| INNER BARCODE (GTIN) | N/A | N/A | N/A |
| QUANTITY | N/A | N/A | N/A |
| OUTER PACK SIZE | L1667xW246xD120 | L1667xW246xD120 | L1667xW246xD120 |
| WEIGHT (KG) | 5.42 | 5.42 | 5.42 |
| OUTER BARCODE (GTIN) | 39333509120385 | 39333509120392 | 39333509120408 |
| QUANTITY | 10 | 10 | 10 |



LED Buddy Downlight



A modern design, the Buddy has a brightness of 700 lumens with a 110 degree beam angle.

Buddy features a flush diffuser and remote LED driver with plug and lead. With a 90mm cut out, IC-4 and IP44 ratings, the Buddy will suit most recessed applications. Rated at 25,000 hours, the Buddy will last up to 12 times longer than 35W halogen equivalents.

A



B



RANGE SUMMARY

| | | |
|---|--------|-----------------------------------------------------|
| A | 12047L | GE BUDDY LED 8W DL 700LM DIM WH/WW IP44 WHITE 3000K |
| B | 12048L | GE BUDDY LED 8W DL 700LM DIM WH/CW IP44 WHITE 4000K |



LED Buddy Downlight



SPECIFICATIONS

| BASIC PRODUCT INFO | | |
|--------------------|-----------|-----------|
| SKU | G12047L | G12048L |
| PRODUCT TYPE | Downlight | Downlight |
| BRAND | GE | GE |
| DIMMABLE Y/N | Y | Y |

| TECHNICAL DATA | | |
|-----------------------|-------------------------------|-------------------------------|
| VOLTAGE | 220-240V | 220-240V |
| WATTAGE (MAX) | 8W | 8W |
| SOCKET TYPE | Plug | Plug |
| BEAM ANGLE | 110 degrees | 110 degrees |
| BRIGHTNESS/ LUMENS | 700 | 700 |
| COLOUR FINISH | White Downlight | White Downlight |
| LIGHT APPEARANCE | 3000K Warm White | 4000K Cool White |
| EFFICACY (LM/W) | 88 | 88 |
| CRI | >80 | >80 |
| AVERAGE RATED LIFE | 25,000 hours | 25,000 hours |
| WARRANTY | 3 years from date of purchase | 3 years from date of purchase |
| CUT-OUT | 90mm | 90mm |

| MEASUREMENTS | | |
|--------------------------|-------------------|-------------------|
| PRODUCT DIMENSIONS | | |
| UNIT SIZE(CM) | H10.4xD4.7 | H10.4xD4.7 |
| WEIGHT(G) | 220 | 220 |
| PACKAGING DIMENSIONS | | |
| RETAIL PACK SIZE (CM) | L11.4xW11.4xH10.7 | L11.4xW11.4xH10.7 |
| WEIGHT (G) | 220 | 220 |
| RETAIL BARCODE (EAN) | 9333509120476 | 9333509120483 |
| QUANTITY | 1 | 1 |
| OUTER PACK SIZE | L72.2xW26.5xH13 | L72.2xW26.5xH13 |
| WEIGHT (KG) | 3.94 | 3.94 |
| OUTER BARCODE (GTIN) | 39333509120477 | 39333509120484 |
| QUANTITY | 12 | 12 |



LED Champ Downlight

10
WATT

LIMITED WARRANTY
3
YEAR



A modern design, available in white and brushed chrome, the Champ has a brightness of 700 lumens with a 110 degree beam angle.

Champ features a die cast aluminum body, remote LED driver with plug and lead and a recessed diffuser for low glare profile. With a 90mm cut out, IC-4 and IP44 ratings, the Champ will suit most recessed applications. Rated at 25,000 hours, the Champ will last up to 12 times longer than 35W halogen equivalents.

A



B



C



D



RANGE SUMMARY

| | | |
|---|--------|---------------------------------------------------------------|
| A | 12049L | GE CHAMP LED 10W DL 780LM DIM WH/WW IP44 WHITE 3000K |
| B | 12050L | GE CHAMP LED 10W DL 780LM DIM WH/CW IP44 WHITE 4000K |
| C | 12051L | GE CHAMP LED 10W DL 780LM DIM BC/WW IP44 BRUSHED CHROME 3000K |
| D | 12052L | GE CHAMP LED 10W DL 780LM DIM BC/CW IP44 BRUSHED CHROME 4000K |

**LIGHT
SOURCE
SOLUTIONS**



Distributor
GE Lighting



LED Champ Downlight



SPECIFICATIONS

BASIC PRODUCT INFO

| | | | | |
|--------------|-----------|-----------|-----------|-----------|
| SKU | G12049L | G12050L | G12051L | G12052L |
| PRODUCT TYPE | Downlight | Downlight | Downlight | Downlight |
| BRAND | GE | GE | GE | GE |
| DIMMABLE Y/N | Y | Y | Y | Y |

TECHNICAL DATA

| | | | | |
|-----------------------|-------------------------------|-------------------------------|-------------------------------|-------------------------------|
| VOLTAGE | 220-240V | 220-240V | 220-240V | 220-240V |
| WATTAGE (MAX) | 10W | 10W | 10W | 10W |
| SOCKET TYPE | Plug | Plug | Plug | Plug |
| BEAM ANGLE | 110 degrees | 110 degrees | 110 degrees | 110 degrees |
| BRIGHTNESS/ LUMENS | 780 | 780 | 780 | 780 |
| COLOUR FINISH | White | White | Brushed Chrome | Brushed Chrome |
| LIGHT APPEARANCE | 3000K Warm White | 4000K Cool White | 3000K Warm White | 4000K Cool White |
| EFFICACY (LM/W) | 78 | 78 | 78 | 78 |
| CRI | >80 | >80 | >80 | >80 |
| AVERAGE RATED LIFE | 25,000 hours | 25,000 hours | 25,000 hours | 25,000 hours |
| WARRANTY | 3 years from date of purchase | 3 years from date of purchase | 3 years from date of purchase | 3 years from date of purchase |
| CUT-OUT | 90mm | 90mm | 90mm | 90mm |

MEASUREMENTS

PRODUCT DIMENSIONS

| | | | | |
|---------------|------------|------------|------------|------------|
| UNIT SIZE(CM) | H10.4xW4.4 | H10.4xW4.4 | H10.4xW4.4 | H10.4xW4.4 |
| WEIGHT(G) | 30 | 30 | 30 | 30 |

PACKAGING DIMENSIONS

| | | | | |
|--------------------------|------------------|------------------|------------------|------------------|
| RETAIL PACK SIZE (CM) | L11.4xW11.4xH9.7 | L11.4xW11.4xH9.7 | L11.4xW11.4xH9.7 | L11.4xW11.4xH9.7 |
| WEIGHT (G) | 30 | 30 | 30 | 30 |
| RETAIL BARCODE (EAN) | 9333509120490 | 9333509120506 | 9333509120513 | 9333509120520 |
| QUANTITY | 1 | 1 | 1 | 1 |
| OUTER PACK SIZE | L72.7xW26.5xH12 | L72.7xW26.5xH12 | L72.7xW26.5xH12 | L72.7xW26.5xH12 |
| WEIGHT (KG) | 4.9 | 4.9 | 4.9 | 4.9 |
| OUTER BARCODE (GTIN) | 39333509120491 | 39333509120507 | 39333509120514 | 39333509120521 |
| QUANTITY | 12 | 12 | 12 | 12 |





Australia www.lightsourcesolutions.com.au
Customer Service toll free 1300 762 852

New Zealand www.lightsourcesolutions.co.nz
Customer Service toll free 0800 334 352

Australia www.lightsourcesolutions.com.au | New Zealand www.lightsourcesolutions.co.nz