



**GE APPLIANCES**  
*a Haier company*

**PRO**

LET'S BUILD

**THE FUTURE**



## 2023 **BUILDER APPLIANCE SELECTION GUIDE**

*Builder Focus Model Program*



**C A F É**



Profile

**Haier**

**Hotpoint.**

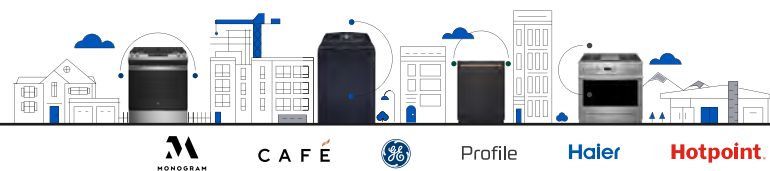
Q2



WE CONNECT. WE SIMPLIFY.  
WE LEAD.

# LET'S CONNECT

The possibilities begin with a better way of doing business. More than helping complete all kinds of homes, we make sure we constantly respond to your evolving needs — continually proving ourselves as partners for the long run. Our nationwide sales and support team is dedicated to builder professionals, ready and able to help you throughout each phase of every project.



## BUILDER FOCUS MODEL PROGRAM

GE Appliances is committed to our builder customers and has developed a Builder Focus Model Program to help homeowners select kitchen packages from our Café, GE Profile™, GE and Hotpoint brands. These are a collection of high-volume SKUs, by brand, to drive improved availability.



GE Appliances helps you conserve energy and save money. We have been an ENERGY STAR® Partner since 2001. We are committed to creating energy-efficient, high-performance household appliances.



Compliant with the Americans with Disabilities Act.



Compliant with the Uniform Federal Accessibility Standards.



**Chef Connect** – For instant convenience, choose when to automatically sync clocks and the range elements with the microwave's or hood's surface light and vent. The Bluetooth® word mark and logos are registered trademarks owned by Bluetooth SIG, Inc. and any use of such marks by GE Appliances is under license. Other trademarks and trade names are those of their respective owners.



National Sanitation Foundation.



Appliances with built-in WiFi powered by SmartHQ™ that offer remote monitoring and enhanced features are indicated by this icon.



This mark indicates that a product has voice-assistance capabilities.

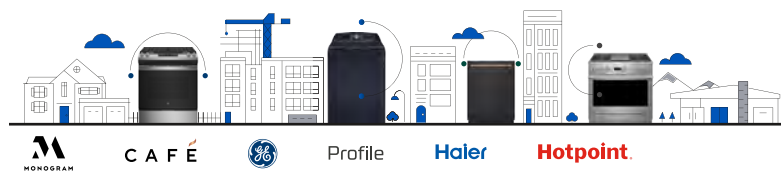


Appliances with this icon are Made in America and contain 70% to 90% U.S. content. Product content details at [GEAppliances.com/USA](http://GEAppliances.com/USA).

Find Clickable Links Throughout

### TABLE OF CONTENTS

Pro Pledge .....	02	Café .....	12
Builder Focus Model Program .....	03	Profile .....	18
Awards .....	04	GE.....	25
Resources & Tools.....	05	Haier .....	40
A Brand for Every Build.....	07	Hotpoint .....	42
Monogram.....	08		



# LET'S IMAGINE WHAT'S NEXT

With over a century of providing appliances in our history, we're still looking forward, constantly, even obsessively, exploring new ways to innovate for our customers and the future of home — any kind of home. With industry awards such as Best of IBS Home Tech Product for GE Profile UltraFast Combo and Best of KBIS Connected Home for GE Profile Induction Cooktop, you can be sure we'll help you build the future.

CLICK HERE TO  
VISIT OUR PRESSROOM



**#1**  
**MOST USED APPLIANCE**  
brand among builders for both  
kitchen appliances and laundry  
**10+ YEARS\***



**2022 GOLD AWARD**  
Most Innovative Appliance Company  
**6 YEARS IN A ROW**



**4 YEARS IN A ROW**  
**IOT BREAKTHROUGH**  
Smart Appliance  
Company of the Year

\*2006-2020 BUILDER BRAND USE STUDY; 2019-2022 HOME BUILDER EXECUTIVE BRAND ANALYSIS



## RESOURCES

Our goal is to always be the easy, go-to choice, so we streamline your experience every step of the way. Our outstanding house of brands lets you find exactly what you need for any build. And tools such as our newly revamped, all-inclusive customer portal, CustomerNet, plus our marketing resources, training and much more are easy to access and use.



GE APPLIANCES CUSTOMERNET

GE Appliances CustomerNet



GE APPLIANCES  
a Haier company

**THE HUB**  
Contract Marketing Resource Center


The Hub Contract Marketing  
Resource Center



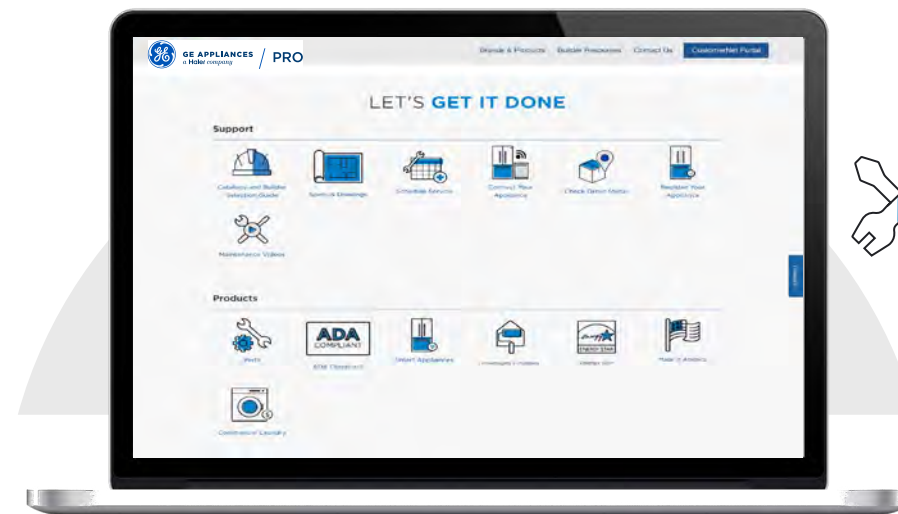
SmartHQ Pro



GE Appliances Academy



Builder Customer Advocate Program



## TOOLS

Visit  
**GEAPPLIANCES.COM/PRO**  
to access all of our tools.



# HAVE QUESTIONS?

Have questions about your new appliance? Get them answered with a simple scan. Every new GE appliance, across all of our brands, is equipped with a unique, scannable QR code on its model tag that unlocks the owner's manual, parts and accessories, how-to videos and more. Whether walking a homebuyer through new home orientation, training a new maintenance manager or moving in a new tenant, save time with easy-to-access information and support.

**Watch this video to learn more** ▶

**STEP 1**

Locate the QR code on your appliance.

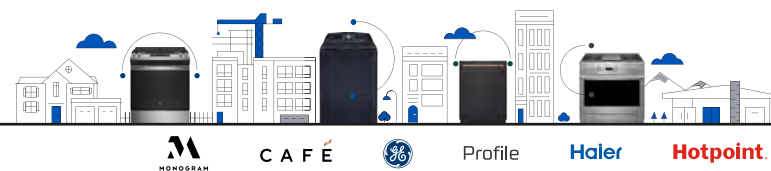
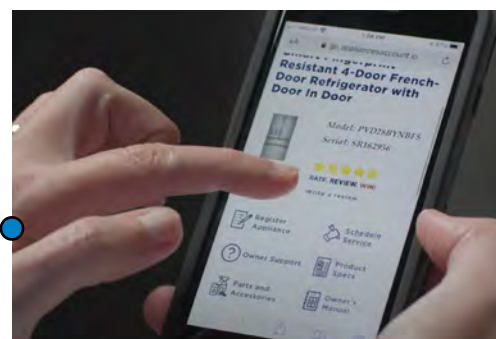


Scan the QR code.

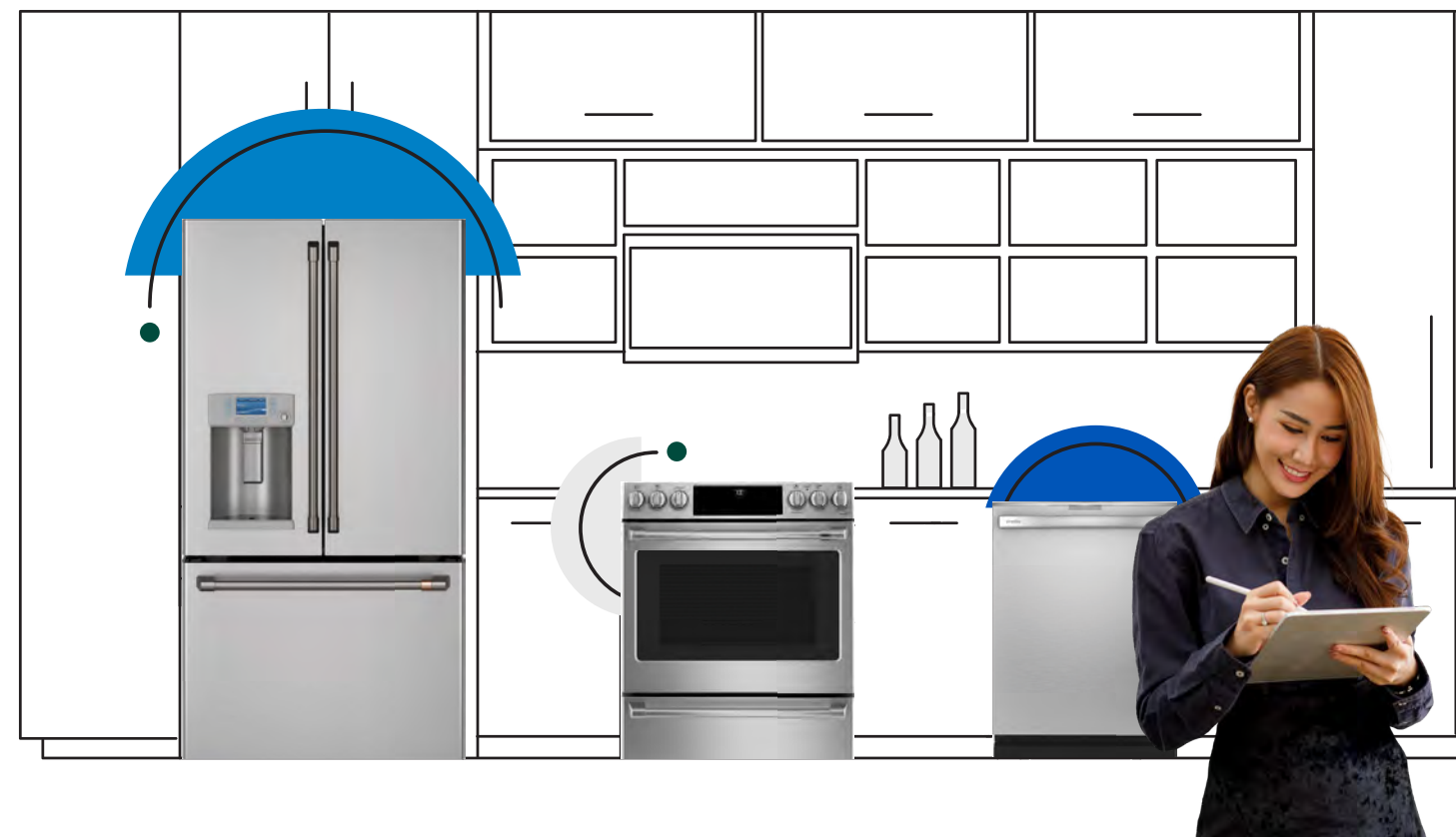
**STEP 2**

**STEP 3**

QR code pulls up the product page on the website.



# A BRAND FOR EVERY BUILD







## ELEVATE EVERYTHING.

We are redefining the world of luxury appliances, one detail at a time. With uncompromising attention to every detail, Monogram appliances truly Elevate Everything™ in luxury kitchens. Monogram's Minimalist and Statement Collections, featuring rich materials and precise design, are crafted with style that endures.



See the latest from Monogram on our social channels.

## STATEMENT COLLECTION

### TRADITIONAL STYLE WITH UNPARALLELED PERFORMANCE

The Monogram Statement Collection brings modern design together with traditional kitchen appliance features. Edge-to-edge handles and robust knobs feel integrated into the appliances. The gleaming stainless steel finish is set off with solid brass accents, wide glass windows, and rich, interactive LCD displays. Restaurant-inspired features invite you to take on any cooking aspiration while the smart appliances effortlessly sync your kitchen with your life.



### IT'S IN THE DETAILS


- *Edge-to-Edge Handles with Brass End Caps*
- *Brass Burner details*
- *Signature Wide Windows*
- *Substantial Knobs with Brass Accent*



## MINIMALIST COLLECTION

### SIMPLE ELEGANCE WITH INCOMPARABLE PERFORMANCE

The Minimalist Collection further streamlines even the most contemporary kitchen with flush installation and only the most essential hardware. Its expansive glass design reflects our keen eye for detail and functional aesthetic. Interactive LCD screens and push-to-open oven doors are modern details with a powerful purpose — heightening your culinary experience. And smart appliance features are the modern convenience you didn't realize you needed.



#### DEFINING DETAILS

- *Precisely Machined Metals*
- *Interactive LCD Screens*
- *Push-to-Open Oven Doors*
- *Expansive Glass*



## BUILDER PROGRAMS

### CONSUMER REBATE

The One for You, One for Free rebate starts with Monogram professional ranges: receive up to three free eligible Monogram appliances or generous credits toward the appliances of your choice.

### PREFERRED BUILDER PROGRAM

A trade discount off UMRP is available to qualified Builders and Designers who specify a minimum of 8 pieces of Monogram a year.

### ELEVATED BUILDER PROGRAM

An enhanced trade discount for Builders who commit to specifying a minimum of 25 pieces of Monogram in a calendar year.

*Reach out to your Area Sales Manager or Monogram Sales Manager to ask how you can take advantage of these programs.*

### MONOGRAM SUPPORT OPTIONS

#### Monogram-Specific Call Agent

This dedicated support line offers prioritized support for Builders and Resellers to order parts, schedule service, and give advice on products.

1-800-444-1845 Option #4

Hours are M – F 8:00am – 6:30pm ET

Get in touch with our dedicated team to answer installation questions via email, phone, or by appointment.

[elevateyourinstall@geappliances.com](mailto:elevateyourinstall@geappliances.com)

1-866-408-2751 Hours are M – F 8:00am – 6:30pm ET



C A F É

DISTINCT BY DESIGN™

FREE-STANDING

## Primary

Stunning pairing, trusted features.  
Enjoy unlimited performance  
for everyday cooking.



Café™ ENERGY STAR® 27.8 Cu. Ft. Smart French-Door Refrigerator with Hot Water Dispenser

CFE28TP2MS1

- Precise Fill setting
- Hot Water Dispenser
- TwinChill evaporators



Café™ Stainless Steel Interior Dishwasher with Sanitize, Ultra Wash & Dry and Third Rack

CDT845P2NS1\*

- Ultra Wash with 90+ cleaning jets
- Ultra Dry
- Bottle Jets



Café™ 2.1 Cu. Ft. Over-the-Range Microwave Oven

CVM521P2MS1

- Chef Connect
- Steam cook
- Sensor cooking controls



Café™ 30" Smart Slide-In, Front-Control, Double-Oven Range with Convection

CGS750P2MS1

- GAS**
- 7.0 cu. ft. total oven capacity
  - True Convection with Precise Air (lower oven only)
  - Six-burner, edge-to-edge cooktop



Café™ 30" Smart Slide-In, Front-Control, Radiant and Convection Double Oven Range

CES750P2MS1

- ELECTRIC**
- 12"/9"/6" 3,600-watt Power Boil™
  - 6.7 cu. ft. total oven capacity
  - True Convection with Precise Air (lower oven only)



## Additional Cooking Options



Café™ 30" Smart Slide-In, Front-Control, Radiant and Convection Range

CES700P2MS1

- ELECTRIC**
- Edge-to-edge glass cooktop
  - 12"/9"/6" 3,600-watt Power Boil™ burner
  - True Convection with Precise Air



Café™ 30" Smart Slide-In, Front-Control, Range with Convection Oven

CGS700P2MS1

- GAS**
- Six-burner, edge-to-edge cooktop
  - Cast-iron integrated griddle
  - 21,000-BTU tri-ring burner



\*SmartHQ™ Connect Module is required and sold separately. It is available for order on [geappliances.com](http://geappliances.com), part number PBX23W00Y0.

# Customizable kitchen appliances with distinct design

The Café brand of kitchen appliances offers two collections unlike any other. The Customizable Professional Collection in matte black, matte white and stainless showcases designer-curated hardware options, while the Modern Glass Collection features a platinum glass finish and sophisticated design. The choices let style-conscious consumers reflect their personal style.



See the latest from Café on our social channels.



FREE-STANDING

# Refined

INDUCTION

Upgraded offerings with enhanced capabilities. Expect total convenience and inspired cooking experiences.



Café™ ENERGY STAR® 22.1 Cu. Ft. Smart Counter-Depth French-Door Refrigerator with Hot Water Dispenser

CYE22TP2MS1

- Counter-depth design
- Hot water dispenser
- Precise Fill setting



Café™ 2.1 Cu.Ft. Over-the-Range Microwave Oven

CVM521P2MS1

- Chef Connect
- Steam cook
- Sensor cooking controls



Café™ 30" Smart Slide-In, Front-Control, Induction and Convection Range with Warming Drawer

CHS900P2MS1

- ELECTRIC
- Gourmet Guided cooking
- Built-in WiFi, powered by SmartHQ™
- Precision oven modes



Café™ Stainless Steel Interior Dishwasher with Sanitize, Ultra Wash & Dry and Third Rack

CDT845P2NS1\*

- Ultra Wash with 90+ cleaning jets
- Ultra Dry
- Bottle Jets



\*SmartHQ™ Connect Module is required and sold separately. It is available for order on [geappliances.com](https://geappliances.com), part number PBX23W00Y0.

Built-In

# Primary

Stunning pairing, trusted features. Enjoy unlimited performance for everyday cooking.



Café™ 30" Touch-Control Electric Cooktop

CEP90302TSS

- ELECTRIC
- Power Boil™ on tri- and dual-ring elements
- Easy-clean surface
- Glide touch controls



Café™ 30" Commercial Hood

UVW93042PSS

- 600-CFM venting system
- Four-speed fan control
- Horizontal and vertical exhaust



Café™ 30" Smart Touch-Control Induction Cooktop

CHP90302TSS

- ELECTRIC
- Gourmet Guided Cooking
- Pan presence sensor
- Four induction elements



Café™ Stainless Steel Interior Dishwasher with Sanitize, Ultra Wash & Dry and Third Rack

CDT845P2NS1\*

- Ultra Wash with 90+ cleaning jets
- Ultra Dry
- Bottle Jets



Café™ ENERGY STAR® 27.8 Cu. Ft. Smart French-Door Refrigerator with Hot Water Dispenser

CFE28TP2MS1

- Precise Fill setting
- Hot Water Dispenser
- TwinChill evaporators



Café™ 30" Smart Double Wall Oven with Convection

CTD70DP2NS1

- Precision cooking
- 7" full-color display
- No-preheat air fry



## Additional Cooking & Ventilation Options



Café™ 30" Smart Single Wall Oven with Convection

CTS70DP2NS1

- Precision cooking
- 7" full-color display
- True European Convection with Direct Air



Café™ 36" Commercial Hood

UVW93642PSS

- 600-CFM venting system
- Four-speed fan control
- Horizontal and vertical exhaust



Café™ 36" Built-In Touch-Control Induction Cooktop

CHP90362TSS

- ELECTRIC
- Effortless control and responsiveness
- Easy-clean surface
- Guided cooking



Café™ 36" Touch-Control Electric Cooktop

CEP90362TSS

- ELECTRIC
- Power Boil™ on tri- and dual-ring elements
- Easy-clean surface
- Glide touch controls



\*SmartHQ™ Connect Module is required and sold separately. It is available for order on [geappliances.com](https://geappliances.com), part number PBX23W00Y0.



Built-In

# Refined

Stunning pairing, trusted features.  
Enjoy unlimited performance  
for everyday cooking.



Café™ ENERGY STAR® 22.1 Cu. Ft. Smart Counter-Depth French-Door Refrigerator with Hot Water Dispenser

CYE22TP2MS1

- Counter-depth design
- Hot water dispenser
- Precise Fill setting



Café™ 30" Built-In Touch-Control Induction Cooktop

CHP90302TSS

- ELECTRIC**
- Effortless control and responsiveness
  - Easy-clean surface
  - Guided Cooking



Café™ 30" Commercial Hood

UVW93042PSS

- 600-CFM venting system
- Four-speed fan control
- Horizontal and vertical exhaust



Café™ Stainless Steel Interior Dishwasher with Sanitize, Ultra Wash & Dry and Third Rack

CDT845P2NS1\*

- Ultra Wash with 90+ cleaning jets
- Ultra Dry
- Bottle Jets



Café™ 30" Smart Double Wall Oven with Convection

CTD70DP2NS1

- Precision cooking
- 7" full-color display
- True European Convection with Direct Air (upper oven)
- No-preheat air fry



Café™ Professional Series 30" Smart Built-In Convection Single Wall Oven

CTS70DP2NS1

- In-oven camera
- Dehydrate mode
- Precision cooking



Café™ 36" Built-In Touch-Control Induction Cooktop

CHP90362TSS

- ELECTRIC**
- Effortless control and responsiveness
  - Easy-clean surface
  - Guided cooking



Café™ 36" Commercial Hood

UVW93642PSS

- 600-CFM venting system
- Four-speed fan control
- Horizontal and vertical exhaust



## Additional Cooking & Ventilation Options

\*SmartHQ™ Connect Module is required and sold separately. It is available for order on [geappliances.com](http://geappliances.com), part number PBX23W00Y0.

## À la Carte Options

### COOKING



Café™ Built-In Microwave/Convection Oven

CWB713P2NS1

- 1.7 cu. ft. capacity
- Convection cooking
- Combination Fast Cook setting
- Steam cook



Café™ 1.5 Cu. Ft. Smart Countertop Convection/Microwave Oven

CEB515P2NSS

- ADA Compliant
- Built-in WiFi
- Trim kit available



Café™ 2.1 Cu. Ft. Smart Over-the-Range Microwave Oven

CVM721M2NS5

- Platinum Glass
- Built-in WiFi powered by SmartHQ™
- Scan-to-cook technology
- Chef Connect



Café™ 30" Smart Built-In Convection Single Wall Oven

CTS90DP2NS1

- Built-in WiFi powered by SmartHQ™
- No Preheat Air Fry
- Precision Cooking Modes
- In-Oven Camera



Café™ 30" Smart Built-In Convection Double Wall Oven

CTD90DP2NS1

- ADA Compliant
- Built-in WiFi powered by SmartHQ™
- In-Oven Camera



Café™ 30" Combination Double Wall Oven With Convection And Advantium® Technology

CTC912P2NS1

- Five-in-one oven
- Speedcook
- True European Convection (lower oven)

### REFRIGERATORS



Café™ 27.6 Cu. Ft. Smart Four-Door, French-Door Refrigerator

CVE28DM5NS5

- Plainum Glass
- Adjustable-temperature drawer with sliding glass dividers
- LED light wall
- Hands-free AutoFill



Café™ 27.8 Cu. Ft. Smart Four-Door, French-Door Refrigerator

CVE28DP2NS1

- Convertible drawer with Soft Freeze
- Unmatched visibility meets undeniable style
- No need to wait as you fill your glass



Café™ 18.6 Cu. Ft. Smart Counter-Depth, French-Door Refrigerator

CWE19SP2NS1

- Fits in a 33" opening
- Counter-depth design
- WiFi optional



Café™ 22.3 Cu. Ft. Smart Counter-Depth, 4-Door French-Door Refrigerator

CXE22DP2PS1

- Convertible Drawer with Soft Freeze
- LED lighting
- Hands-free AutoFill



Café™ 23.1 Cu. Ft. Smart Counter-Depth, French-Door Refrigerator

CWE23SP2MS1

- Counter-depth design
- Internal water dispenser
- Factory-installed icemaker



Café™ 21.9 Cu. Ft. Counter-Depth, Side-by-Side Refrigerator

CZS22MP2NS1

- Designed for a flush fit
- Handle any mess without any stress
- Humidify your favorites your way





## For the Modern Kitchen Package Options

FREE-STANDING

### BASIC



GE Profile™ ENERGY STAR®  
27.7 Cu. Ft.  
French-Door Refrigerator

**PFE28KYNFS**

- Hands-free AutoFill
- Second icemaker option
- Drop-down tray



GE Profile™ 30" Smart  
Slide-In Gas

**PGS930YPFS**

- Built-in WiFi powered by SmartHQ™
- No-preheat air fry
- Edge-to-edge cooktop



GE Profile™ 2.1 Cu. Ft.  
Over-the-Range Sensor  
Microwave Oven

**PVM9005SJSS**

- Chef Connect
- Air Fry
- Fast Cook
- Convection rack



or  
GE Profile™ 30" Smart  
Slide-In Electric Convection

**PSS93YPFS**

- 12"/9"/6" 3,600-watt Power Boil™
- Two 8" synchronized elements
- Glide touch controls



GE Profile™ Top Control with Stainless Interior  
Dishwasher, Towel Bar Handle

**PDT715SYNFS\***

- Dry Boost with Fan Assist
- Deep Clean Silverware Jets
- Bottle Jets



### Additional Options



GE Profile™  
ENERGY STAR®  
25.3 Cu. Ft.  
Side-by-Side Refrigerator

**PSE25KYHFS**

- Showcase LED lighting
- Turbo Cool setting
- Quick Ice setting



GE Profile™  
UltraFresh System  
Dishwasher with  
Stainless Steel Interior

**PDP755SYRFS**

- Microban™ Antimicrobial Technology
- UltraFresh System
- Steam+Sani



GE Profile™  
UltraFresh System  
Dishwasher with  
Stainless Steel Interior

**PDT755SYRFS**

- Microban™ Antimicrobial Technology
- UltraFresh System
- Steam+Sani



\*SmartHQ™ Connect Module is required and sold separately. It is available for order on [geappliances.com](http://geappliances.com), part number PBX23W00Y0.



This is  
**smarter business.**

GE Profile provides homeowners modern design and the latest features in home appliances. Designed for today's smart home, GE Profile provides features that allow you to do more, through remote monitoring, voice activation and technology that takes the guesswork out of cooking and cleaning.

This is the Smarter Innovation you've been looking for. This is smarter business, this is GE Profile.



See the latest from Profile on our social channels.



# For the Technology Enthusiasts

BUILT-IN WALL OVENS

## BASIC



GE Profile™ ENERGY STAR® 22.1 Cu. Ft. Counter-Depth French-Door Refrigerator

**PYE22KYNFS**

- Hands-free AutoFill
- Full-width, electronic temperature-controlled drawer with LED lights
- Second icemaker option



GE Profile™ 30" Built-In Touch Control Electric Cooktop

**PEP9030STSS**

- Power Boil™ on Tri- and Dual-Ring elements
- Precision temperature control
- Guided cooking



GE Profile™ 30" Smart Built-In Convection Double Wall Oven

**PTD7000SNSS**

- No-preheat air fry
- Precision cooking
- Built-in WiFi powered by SmartHQ



GE Profile™ 30" Commercial Hood

**UVW93042PSS**

- 600-CFM venting system
- Four-speed fan control
- Horizontal and vertical exhaust



GE Profile™ Top Control with Stainless Interior Dishwasher *Packet Handle*

**PDP715SYNFS\***

- Dry Boost™ with Fan Assist
- Deep Clean Silverware Jets
- Bottle jets



## Additional Options



GE Profile™ 30" Smart Built-In Convection Single Wall Oven

**PTS7000SNSS**

- No-preheat air fry
- Precision cooking
- Built-in WiFi powered by SmartHQ



GE Profile™ 36" Built-In Touch Control Electric Cooktop

**PEP9036STSS**

- Power Boil™ on Tri- and Dual-Ring elements
- Precision temperature control
- Guided cooking



GE Profile™ 30"/36" Wall-Mount Chimney Hood

**UVW7301SWSS - 30"**  
**UVW7361SWSS - 36"**

- 450-CFM venting system
- Push-button controls
- Variable-speed fan control

\*SmartHQ™ Connect Module is required and sold separately. It is available for order on [geappliances.com](http://geappliances.com), part number PBX23W00Y0.

# For the Technology Enthusiasts

BUILT-IN WALL OVENS

## ADVANCED



GE Profile™ ENERGY STAR® 22.1 Cu. Ft. Counter-Depth French-Door Refrigerator

**PYE22KYNFS**

- Hands-free AutoFill
- Full-width, electronic temperature-controlled drawer with LED lights
- Second icemaker option



GE Profile™ 30" Built-In Touch Control Induction Cooktop

**PHP9030STSS**

- Digital touch controls
- 11" 3,700-watt Power Boil™ element
- SyncBurners



GE Profile™ 30" Smart Built-In Convection Double Wall Oven

**PTD7000SNSS**

- No-preheat air fry
- Precision cooking
- Built-in WiFi powered by SmartHQ



GE Profile™ 30" Commercial Hood

**UVW93042PSS**

- 600-CFM venting system
- Four-speed fan control
- Horizontal and vertical exhaust



GE Profile™ UltraFresh System™ Dishwasher with Microban® Antimicrobial Technology *Top Control*

**PDT755SYRFS**

- Microban Antimicrobial Technology
- UltraFresh System
- Steam+Sani
- Dry Boost with Fan Assist



## Additional Options



GE Profile™ 36" Built-In Touch Control Induction Cooktop

**PHP9036STSS**

- Digital touch controls
- 11" 3,700-watt Power Boil™ element
- Sync Burners



GE Profile™ 36" Commercial Hood

**UVW93642PSS**

- 600-CFM venting system
- Four-speed fan control
- Horizontal and vertical exhaust



GE Profile™ 30"/36" Smart Designer Wall-Mount Perimeter Venting

**UVW9301SLSS - 30"**  
**UVW9361SLSS - 36"**

- Perimeter venting
- LED backlit glass touch control
- 10-ft. ceiling height



# À LA CARTE OPTIONS

## REFRIGERATORS



GE Profile™ 23.1 Cu. Ft. Smart Refrigerator

**PWE23KYNFS\***

- Fits 32" openings
- Internal water dispenser
- Factory-installed icemaker
- Optional WiFi Connect
- Full-width, electronic temperature-controlled drawer with LED lights
- TwinChill evaporators



## MICROWAVES & TRIM KITS



GE Profile™ 2.2 Cu. Ft. Built-In Sensor Microwave Oven

**PEB7227ANDD**

- Dark grey microwave with stainless trim kit
- Glass touch controls
- 2.2 cu. ft. capacity
- Sensor cooking controls



GE® 27" Trim Kit

**JX7227SLSS**

- Required for built-in microwaves
- Order separately



GE® 30" Trim Kit

**JX7230SLSS**

- Required for built-in microwaves
- Order separately

\*SmartHQ™ Connect Module is required and sold separately. It is available for order on [geappliances.com](http://geappliances.com), part number PBX23W00Y0.



 **Profile™**  
**LAUNDRY PACKAGE**



## À LA CARTE OPTIONS

### LAUNDRY

#### SILVER



GE Profile™ 5.0 Cu. Ft. Capacity Washer with Smarter Wash Technology and FlexDispense™ – Wash Mechanism: Infusor

##### PTW600BSRWS

- Smarter Wash Technology
- Microban® Antimicrobial Technology
- Smart FlexDispense™



GE Profile™ 4.9 Cu. Ft. Capacity Washer with Smarter Wash Technology and FlexDispense™ – Wash Mechanism: Single Action Agitator

##### PTW605BSRWS

- Smarter Wash Technology
- Microban® Antimicrobial Technology
- Smart FlexDispense™



GE Profile™ 7.4 Cu. Ft. Capacity Dryer with Washer Link, Wrinkle Care and Sensor Dry Wash Mechanism: Single Action Agitator

- Washer Link
- Wrinkle Care
- Sensor Dry

PTD60EBSRWS - Electric  
PTD60GBSRWS - Gas



#### GOLD



GE Profile™ 5.4 Cu. Ft. Capacity Washer with Smarter Wash Technology and FlexDispense™

##### PTW900BPTRS

- Voice Assistant with Built-In Alexa
- SmartDispense™ Technology
- Smart Wash & Smart Rinse



GE Profile™ 7.3 Cu. Ft. Capacity Smart Electric/Gas Dryer with Fabric Refresh

- Fabric Refresh
- Steam
- Tangle Control

PTD90EBPTRS - Electric  
PTD90GBPTRS - Gas



#### PLATINUM



GE Profile™ 5.3 Cu. Ft. Capacity Smart Front Load ENERGY STAR® Steam Washer with Adaptive SmartDispense™ UltraFresh Vent System Plus™ with OdorBlock™

##### PFW950SPTDS

- UltraFresh Vent System+
- Microban® Antimicrobial Technology
- Adaptive SmartDispense™



GE Profile™ 7.8 Cu. Ft. Capacity Smart Front Load Dryer with Steam and Sanitize Cycle

- Steam Sanitize
- Adaptive MySettings
- Washer Link

PFD95ESPTDS - Electric  
PFD95GSPTDS - Gas



good things, for life.



GE APPLIANCES

## Dependable Appliances Built for Modern Life

GE Appliances offers kitchens that perfectly complement modern finishes, materials and colors. Backed by more than 100 years of purposeful innovations, owners can expect style, lasting quality and features that improve their everyday lives.



See the latest from GE Appliances on our social channels.

# BASE HOME PACKAGE

## FREE-STANDING



### GE® 25.3 Cu. Ft. Side-by-Side Refrigerator

**GSS25GYPFS**

- LED lighting
- Edge-to-edge shelves
- Fingerprint Resistant



### GE® Dishwasher with Front Controls

**GDF510PSRSS\***

- Dry Boost™
- Active Flood Protect
- Piranha hard-food disposer
- Reliable performance



### GE® 30" Free-Standing Range

**JGBS60REKSS**

**GAS**

- 13,000-BTU burner
- Precise Simmer burner
- Black matte steel grates

or

### GE® 1.5 Cu. Ft. Over-the-Range Microwave Oven

**JVM3162RJSS**

- 950 watts (IEC-705 test procedure)
- Convenience cooking controls
- Auto and time defrost

### GE® 30" Free-Standing Range

**JB645RKSS**

**ELECTRIC**

- Two 9"/6" Power Boil™ elements
- Self-clean oven
- Dual-element bake



# BASE HOME PACKAGE

## BUILT-IN



### GE® 25.3 Cu. Ft. Side-by-Side Refrigerator

**GSS25GYPFS**

- LED lighting
- Edge-to-edge shelves
- Clear door shelves
- Fingerprint-resistant



### GE® 30" Under-the-Cabinet Hood

**JVX3300SJSS**

- 10-minute installation
- Convertible venting options
- Cooktop lighting



### GE® Dishwasher with Front Controls

**GDF510PSRSS\***

- Dry Boost™
- Reliable Performance
- Piranha™ hard-food disposer



### GE® 30" Built-in Knob Control Cooktop

**JP3030SJSS**

**ELECTRIC**

- Melt setting
- Power Boil™ elements
- Hot surface indicator lights
- Cooktop "On" indicator light



### GE® 30" Smart Built-in Single Wall Oven

**JTS3000SNSS**

- Never-Scrub, heavy-duty racks
- Self-clean oven with optional Steam Clean
- Built-in WiFi powered by SmartHQ™



### GE® 30" Built-In Cooktop

**JGP3030SLSS**

**GAS**

- 15,000-BTU Power Boil™ burner
- Precise Simmer burner
- Sealed cooktop burners
- MAX burner system



## Additional Cooking Options



### GE® 36" Built-In Cooktop

**JGP3036SLSS**

**GAS**

- 15,000-BTU Power Boil™ burner
- Precise Simmer burner
- Sealed cooktop burners
- MAX burner system



### GE® 36" Built-in Knob Control Cooktop

**JP3036SJSS**

**ELECTRIC**

- Melt setting
- Hot surface indicator lights
- Cooktop "On" indicator light
- Power Boil™ element



### GE® 36" Under-the-Cabinet Hood

**JVX5360SJSS**

- 10-minute installation
- Convertible venting options
- Cooktop lighting



### GE® 30" Smart Built-In Double Wall Oven

**JTD3000SNSS**

- Never-Scrub, heavy-duty racks
- Self-clean oven with optional Steam Clean (both)
- Built-in WiFi powered by SmartHQ™



\*SmartHQ™ Connect Module is required and sold separately. It is available for order on [geappliances.com](http://geappliances.com), part number PBX23W00Y0.

\*SmartHQ™ Connect Module is required and sold separately. It is available for order on [geappliances.com](http://geappliances.com), part number PBX23W00Y0.



# FOR THE FAMILY PACKAGE

## FREE-STANDING



### GE® ENERGY STAR® 25.6 Cu. Ft. French-Door Refrigerator

**GFE26JYMFS**

- Fingerprint-resistant Stainless
- External controls with temperature set display, child lock and door alarm
- 2 humidity-controlled drawers and full-width drawer



### GE® Top Control with Plastic Interior Dishwasher

**GDT535PSRSS**

- Dry Boost™
- Steam+Sani
- Reliable Performance



### GE® 30" Slide-In Range

**JGSS66SELSS**

- Edge-to-edge cooktop
- Two 15,000-BTU Power Boil™ burners
- Extra-large, integrated, non-stick griddle
- 10,000-BTU oval burner



### GE® 1.7 Cu. Ft. Over-the-Range Sensor Microwave Oven

**JVM6175EKSS**

- Weight and time defrost
- 1,000 watts (IEC-705 test procedure)
- Two-speed, 300-CFM venting system
- Charcoal filter installation

## Counter-Depth Refrigerator



### GE® ENERGY STAR® 22.1 Cu. Ft. Counter-Depth French-Door Refrigerator

**GYE22GYNFS\***

- Counter-depth design
- Space-saving icemaker
- Second icemaker option
- TwinChill evaporators



\*SmartHQ™ Connect Module is required and sold separately. It is available for order on [geappliances.com](http://geappliances.com), part number PBX23W00Y0.

# FOR THE FAMILY PACKAGE

## BUILT-IN



### GE® ENERGY STAR® 22.1 Cu. Ft. Counter-Depth French-Door Refrigerator

**GYE22GYNFS\***

- Counter-depth design
- Space-saving icemaker
- Second icemaker option
- TwinChill evaporators



## Additional Options



### GE® ENERGY STAR® 25.6 Cu. Ft. French-Door Refrigerator

**GFE26JYMFS**

- Fingerprint-resistant Stainless
- External controls with temperature set display, child lock and door alarm
- 2 humidity-controlled drawers and full-width drawer



### GE® 30" Smart Built-In Convection Single Wall Oven

**JTS5000SNSS**

- True European Convection
- Precision temperature probe
- Never-Scrub, heavy-duty, smooth-glide racks



### GE® 36" Built-in Knob Control Cooktop

**JP3036SJSS**

- Melt setting
- Power Boil™ element
- Hot surface indicator lights
- Cooktop "On" indicator light



### GE® 36" Wall-Mount Pyramid Chimney Hood

**JVW5361SJSS**

- 350-CFM venting system with boost
- Electronic backlit controls
- Dual halogen cooktop lighting



### GE® 30" or 36" ENERGY STAR® Under-the-Cabinet Hood

**JVX5300SJSS**  
**JVX5305SJSS**

- Four-speed with boost, 310-CFM venting system
- Dual halogen lighting with night light (bulbs included)
- Optional remote control for ADA installation (UXRC70)



\*SmartHQ™ Connect Module is required and sold separately. It is available for order on [geappliances.com](http://geappliances.com), part number PBX23W00Y0.

# SLATE FOR THE FAMILY PACKAGE

FREE-STANDING



## BETTER



### GE® ENERGY STAR® 27.7 Cu. Ft. French-Door Refrigerator GFE28GMKES

- TwinChill evaporators
- Fingerprint Resistant
- 2 humidity-controlled drawers and full-width drawer with LED light



### GE® ENERGY STAR® 25.6 Cu. Ft. Smart Refrigerator GFE26JMMES

- Fits 36" opening
- Space-saving icemaker & LED lighting
- External controls with temperature set display, child lock and door alarm
- Spillproof shelves



### GE® Top Control with Plastic Interior Dishwasher GDF550PMRES\*

- Dry Boost™
- AutoSense Cycle
- Manual + adjustable Upper Rack



### GE® 1.7 Cu. Ft. Over-the-Range Sensor Microwave Oven JVM6175EKES

- Weight and time defrost
- 1,000 watts (IEC-705 test procedure)
- Two-speed, 300-CFM venting system
- Charcoal filter installation

### GE® 30" Free-Standing Range JGBS66EEKES

- GAS**
- Edge-to-edge cooktop
  - Extra-large, integrated non-stick griddle
  - 15,000-BTU Power Boil™ burner

### GE® 30" Free-Standing Electric Range JB645EKES

- ELECTRIC**
- Two 9"/6" Power Boil™ elements
  - Self-clean oven
  - Ceramic-glass cooktop
  - 5.3 cu. ft. oven capacity



## GOOD



### GE® ENERGY STAR® 25.3 Cu. Ft. Side-by-Side Refrigerator GSS25GMPES

- LED lighting
- Edge-to-edge shelves
- Clear door shelves



### GE® Top Control with Plastic Interior Dishwasher GDF550PMRES\*

- Dry Boost™
- AutoSense Cycle
- Manual + adjustable Upper Rack



### GE® 1.7 Cu. Ft. Over-the-Range Sensor Microwave Oven JVM6175EKES

- Weight and time defrost
- 1,000 watts (IEC-705 test procedure)
- Two-speed, 300-CFM venting system
- Charcoal filter installation

### GE® 30" Free-Standing Range JGBS66EEKES

- GAS**
- Edge-to-edge cooktop
  - Extra-large, integrated non-stick griddle
  - 15,000-BTU Power Boil™ burner

### GE 30" Free-Standing Electric Range JB645EKES

- ELECTRIC**
- Two 9"/6" Power Boil™ elements
  - Self-clean oven
  - Ceramic-glass cooktop
  - 5.3 cu. ft. oven capacity



\*SmartHQ™ Connect Module is required and sold separately. It is available for order on [geappliances.com](http://geappliances.com), part number PBX23W00Y0.

# HIGH-PERFORMANCE PACKAGE

FREE-STANDING



### GE® ENERGY STAR® 27.7 Cu. Ft. French-Door Refrigerator GFE28GYNFS

- TwinChill evaporators
- Fingerprint Resistant
- 2 humidity-controlled drawers and full-width drawer with LED light



### GE® ENERGY STAR® 25.6 Cu. Ft. French-Door Refrigerator GFE26JYMFS

- Fingerprint Resistant
- Space-saving icemaker
- 2 humidity-controlled drawers and full-width drawer with LED light



### GE® Top Control with Stainless Steel Interior Dishwasher GDT665SSNSS\*

- Dry Boost™ with Fan Assist
- Third Rack
- Adjustable full-extension smooth-glide upper rack



### GE® 30" Slide-In Convection Range JGS760SPSS

- GAS**
- No-preheat air fry
  - Upgradeable feature downloads
  - Built-in WiFi powered by SmartHQ™



### GE® 1.7 Cu. Ft. Over-the-Range Sensor Microwave Oven JVM7195SKSS

- 1,000 watts (IEC-705 test procedure)
- Weight and time defrost
- Two-speed, 300-CFM venting system

### GE® 30" Slide-In Convection Range JS760SPSS

- ELECTRIC**
- No-preheat air fry
  - Upgradeable feature downloads
  - Built-In WiFi powered by SmartHQ™



\*SmartHQ™ Connect Module is required and sold separately. It is available for order on [geappliances.com](http://geappliances.com), part number PBX23W00Y0.



À la Carte Options

DISHWASHERS

Built-In Hidden Controls



**GE® Top Control with Plastic Interior Smart Dishwasher with Sanitize Cycle & Dry Boost™**

**GDT635HSRSS**

- Built-in WiFi powered by SmartHQ™
- Dry Boost™
- Bottle Jets
- Active Flood Protect
- Smooth Touch Controls
- 50 dBA



*Stainless – GDT535PSRSS  
White – GDT535PGRWW  
Black – GDT535PGRBB*

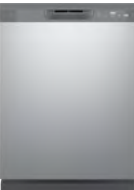
**GE® Plastic Interior Smart® Dishwasher**

**GDT535P\***

- Dry Boost™
- Steam+Sani
- Active Flood Protect
- Piranha™ hard-food disposer
- Cabinet-depth flush install
- WiFi optional\*
- Reliable Performance
- 55 dBA



Built-In Front Controls



*Stainless – GDF510PSRSS  
White – GDF510PGRWW  
Black – GDF510PGRBB  
Stainless – GDF511PSRSS (with power cord)  
White – GDF511PGRWW (with power cord)  
Black – GDF511PGRBB (with power cord)*

**GE® Plastic Interior Smart® Dishwasher**

**GDF510P**

- Dry Boost™
- Active Flood Protect
- Piranha™ hard-food disposer
- WiFi optional\*
- Reliable Performance



**GE® Plastic Interior Smart® Dishwasher**

**GDF450PSRSS**

- Heavy Wash with Dry Boost™
- Normal Wash with Heated Dry
- Active Flood Protect
- Piranha™ hard-food disposer
- Cabinet-depth flush install
- Built-up-floor capable
- WiFi optional\*
- Reliable Performance



GE Spacemaker® Dishwashers



**GE® Stainless Steel Interior Smart® Dishwasher**

**GDT226SSLSS**

- ADA compliant with low-profile installation
- 3-level wash
- AutoSense Cycle
- Bottle Jets
- Piranha™ hard-food disposer with removable filter
- Sanitize option (NSF 184 Certified)
- WiFi optional\*
- 51 dBA



**GE® Stainless Steel Interior Smart® Dishwasher**

**GDT225SSLSS**

- ADA compliant
- 3-level wash
- AutoSense Cycle
- Bottle Jets
- Piranha™ hard-food disposer with removable filter
- WiFi optional\*
- 51 dB



GE Spacemaker® Disposals



**GE® 1 HP Continuous Feed Garbage Disposer Non-Corded**

**GFC1020N**

- Over 2,800 RPM
- Easy Installation



**GE® 3/4 HP Continuous Feed Garbage Disposer Non-Corded**

**GFC720N**

- Over 2,700 RPM
- Easy Installation



**GE® 1/2 HP Continuous Feed Garbage Disposer Non-Corded/Corded**

**GFC520N Non-Corded**

**GFC525N Corded**

- Over 2,600 RPM
- Easy Installation



**GE® 1/3 HP Continuous Feed Garbage Disposer Non-Corded/Corded**

**GFC320N Non-Corded**

**GFC325N Corded**

- Over 2,300 RPM
- Easy Installation

*\*SmartHQ™ Connect Module is required and sold separately. It is available for order on [geappliances.com](http://geappliances.com), part number PBX23W00Y0.*

À la Carte Options

FREE-STANDING RANGES



**GE® 30" Range**

**JB625RKSS**

**ELECTRIC**

- 8" Power Boil™ element
- 5.3 cu. ft. oven capacity
- Ceramic-glass cooktop
- Self-clean oven



**GE® 30" Range**

**JB258**

**ELECTRIC**

- 5.3 cu. ft. oven capacity
- Self-clean oven
- Sensi-Temp Technology
- Dual-element bake
- Removable full-width storage drawer

*Black - JB258DMBB  
White - JB258DMWW  
Stainless - JB258RTSS*



**GE® 30" Convection Range**

**JB655YKFS**

**ELECTRIC**

- No-preheat air fry
- Fingerprint-resistant options
- Self-clean oven
- 5.3 cu. ft. oven capacity



**GE® 30" Free-Standing Range**

**JGBS66REKSS**

**GAS**

- Edge-to-edge cooktop
- Extra-large integrated non-stick griddle
- 15,000 BTU Power Boil™ burner
- Center oval burner

MICROWAVES & VENTILATION



**GE® 1.6 Cu. Ft. Capacity Oven**

**JNM3163RJSS**

- 950 watts (IEC-705 test procedure)
- Convenience cooking controls
- Auto and time defrost
- Built-in WiFi



**GE® 1.6 Cu. Ft. Capacity Oven**

**JVM3160RFSS**


- 1,000 watts (IEC-705 test procedure)
- Convenience cooking controls
- Auto and time defrost
- Two-speed, 300-CFM venting system
- Charcoal filter installation



**GE® 1.7 Cu. Ft. Capacity Oven**

**JVM6172SKSS**

- 1,000 watts (IEC-705 test procedure)
- Weight and time defrost
- Two-speed, 300-CFM venting system



**GE® 1.9 Cu. Ft. Capacity Sensor Oven**

**JVM7195SKSS**

- 1,000 watts (IEC-705 test procedure)
- Weight and time defrost
- Four-speed, 400-CFM venting system
- Easy-clean interior with Steam Clean



**GE® 20" Custom Hood Insert With Dimmable LED Lighting**

**UVC7300SLSS**

- 390-CFM blower
- Dual-LED dimmable lighting
- Dishwasher-safe filter



**GE® Hood Liner**

- Custom appearance and built-in convenience
- UXHL30 – 30"  
UXHL36 – 36"*



# À la Carte Options

## REFRIGERATORS & FREEZERS

### French-Door Refrigerators



GE® 18.6 Cu. Ft. Smart® Counter-Depth Refrigerator  
GWE19JYLF5

- Fits 33" openings
- Fingerprint Resistant
- Factory-installed icemaker with water filtration system
- LED lighting



GE® 24.7 Cu. Ft. Smart® Refrigerator  
GNE25JYKFS

- Fits 33" openings
- Fingerprint Resistant
- Internal water dispenser
- LED lighting
- Factory-installed icemaker



GE® 20.8 Cu. Ft. Smart® Refrigerator with Door Alarm  
GNE21FYKFS

- Fits 30" openings
- LED lighting
- 2 humidity-controlled drawers and 1 full-width, adjustable-temperature drawer
- Factory-installed icemaker



### Side-by-Side Refrigerators



GE® 23.0 Cu. Ft. Refrigerator  
GSE23GYPFS

- 33" wide refrigerator
- Fingerprint Resistant
- LED lighting
- Edge-to-edge shelves
- Clear door shelves



GE® 25.3 Cu. Ft. Refrigerator  
GSE25GYPFS

- 36" wide refrigerator
- Fingerprint Resistant
- Edge-to-edge shelves
- Clear door shelves
- Interior storage drawers



GE® 21.9 Cu. Ft. Counter-Depth Refrigerator  
GZS22DSJSS

- 36" wide refrigerator
- Counter-depth design
- LED lighting
- Integrated shelf support system
- Adjustable slide-out, spillproof glass shelves
- Adjustable clear door bins



### Bottom Freezer



GE® ENERGY STAR® 17.7 Cu. Ft. Counter-Depth Bottom-Freezer Refrigerator  
GBE17HYRFS

- Fits 32" Openings
- Narrow Width
- Counter Depth
- Recessed Handles



# À la Carte Options

## REFRIGERATORS & FREEZERS

### Top Freezer Refrigerators



Voted #1



GE® 16.6 Cu. Ft. Refrigerator  
GTE17

- Fits 28" openings
- #1 in Quality and Dependability\*
- LED lighting
- Adjustable wire shelves
- Upfront temperature controls

GTE17DTNRBB - Black  
GTE17DTNRWW - White  
GTE17GSNRSS - Stainless



Voted #1

GE® 17.5 Cu. Ft. Refrigerator  
GIE18GSNRSS

- Fits 28" openings
- #1 in Quality and Dependability\*
- LED lighting
- Edge-to-edge glass shelves
- Sliding deli drawer



Voted #1

GE® 19.2 Cu. Ft. Refrigerator  
GIE19JSNRSS

- Fits 30" openings
- #1 in Quality and Dependability\*
- Premium inner door
- LED lighting
- Edge-to-edge glass shelves



GE® 17.5 Cu. Ft. Refrigerator  
GTE18

- Fits 33" openings
- LED lighting
- Edge-to-edge glass shelves
- Sliding deli drawer

GTE18DTNRBB - Black  
GTE18DTNRWW - White  
GTE18GSNRSS - Stainless



Voted #1



GE® 21.1 Cu. Ft. Refrigerator  
GIE22J

- Fits 33" openings
- #1 in Quality and Dependability\*
- Premium inner door
- LED lighting

GIE22JSNRSS - Stainless  
GIE22JTNRBB - Black  
GIE22JTNRWW - White



GE® 21.1 Cu. Ft. Refrigerator  
GTE22J

- Fits 35" openings
- Premium inner door
- LED lighting

GTE22JSNRSS - Stainless  
GTE22JTNRBB - Black



\*Among 16-22 cu. ft. refrigerators based on an independent study of property maintenance personnel.  
Source: The Stevenson Company, 2020—Market research company with over 20 years of experience in the appliance industry.





GE APPLIANCES

# LAUNDRY PACKAGES

## FRONT LOAD LAUNDRY

### GOOD



**GE® 4.5 Cu. Ft. Capacity Smart Front Load ENERGY STAR® Washer**  
**GFW510SCNWW**

- UltraFresh Vent System with OdorBlock™
- Built-In WiFi powered by SmartHQ™
- True 32" closet depth



**GE® 7.8 Cu. Ft. Capacity Smart Front Load Dryer**  
**GFD55**

- Built-In WiFi powered by SmartHQ™
- Quick Dry
- Sanitize cycle

*GFD55ESSNWW - Electric*  
*GFD55GSSNWW - Gas*  
*GFV55ESSNWW - Electric*

### BETTER



**GE® 4.8 Cu. Ft. Capacity Smart Front Load ENERGY STAR® Washer**  
**GFW650SPNSN**

- UltraFresh Vent System with OdorBlock™
- SmartDispense Technology
- Sanitize + Allergen



**GE® 7.8 Cu. Ft. Capacity Smart Front Load Dryer**  
**GFD65**

- Power Steam Technology
- Built-In WiFi powered by SmartHQ
- Reduce Static

*GFD65ESPNSN - Electric*  
*GFD65GSPNSN - Gas*



### BEST



**GE® 5.0 Cu. Ft. Capacity Smart Front Load ENERGY STAR® Washer**  
**GFW850SPNRS**

- SmartDispense™ Technology
- 1 Step Wash + Dry
- UltraFresh Vent System with OdorBlock™



**GE® 7.8 Cu. Ft. Capacity Smart Front Load Dryer**  
**GFD85**

- Stainless steel drum
- Washer Link
- Steam Refresh

*GFD85ESPNRS - Electric*  
*GFD85GSPNRS - Gas*



#### GE® FRONT LOAD WASHER/DRYER PEDESTALS

*GFP1528SNWW-White | GFP1528PNDG-Diamond Gray | GFP1528PNRS-Sapphire Blue*





## TOP LOAD LAUNDRY

### GOOD



#### GE® 3.8 Cu. Ft. Capacity Washer

##### GTW220ACKWW

- Precise Fill with 4 water levels
- Dual-Action agitator
- Stainless steel basket



#### GE® 6.2 Cu. Ft. Capacity Dryer

##### GTX22

- Auto Dry
- Up to 120-ft. venting capability
- Aluminized alloy drum

GTX22EASKWW - Electric  
GTX22GASKWW - Gas

### BETTER



#### GE® 4.4 Cu. Ft. Capacity Washer

##### GTW490ACJWS

- Efficient Infusor
- Deep Fill
- Stain Pretreat



#### GE® 7.2 Cu. Ft. Capacity Electric/Gas Dryer

##### GTD45

- Up to 120-ft. venting capability
- Aluminized alloy drum
- Extended Tumble

GTD45EASJWS - Electric  
GTD45GASJWS - Gas

#### GE® 4.2 Cu. Ft. Capacity Washer with Stainless Steel Basket

##### GTW525ACPWB

- 5-year/10-year/Lifetime Limited Warranty
- Large 4.2 Cubic Ft. Capacity Tub
- Water Level Control
- Commercial Grade Components

#### GE 6.2 Cu. Ft. Capacity Aluminized Alloy Drum Dryer

##### GTX52

- 5-year warranty
- Even airflow
- Long vent
- Commercial Grade Components

GTX52GASPWB - Gas  
GTX52EASPWB - Electric

#### GE® 24" Unitized Washer/Dryer with 2.3 Cu. Ft. Capacity Washer and 4.4 Cu. Ft. Capacity Dryer

##### GUD24

- Stainless steel basket
- Rotary electromechanical controls (dryer)
- 11 wash cycles
- 6 wash temperatures
- 1 wash/spin speed combination
- Auto Load Sensing
- Rotary electronic controls (washer)

GUD24ESSMWW (Electric)  
GUD24GSSMWW (Gas)

#### GE® 27" Unitized Washer/Dryer with 3.8 Cu. Ft. Capacity Washer and 5.9 Cu. Ft. Capacity Dryer

##### GUD27

- Stainless steel basket
- Rotary electromechanical controls (dryer)
- 11 wash cycles
- 6 wash temperatures
- 1 wash/spin speed combination
- Auto Load Sensing with 4 water levels
- Rotary electronic controls (washer)

GUD27ESSMWW (Electric)  
GUD27GSSMWW (Gas)

## COMMERCIAL LAUNDRY



## Life is full of cycles

We're here to see you through them all. Again. And again. And again.



Our Commercial Laundry machines, equipment and services make every cycle seamless — repeatedly — with our:

- SmartHQ™ Management Portal
- Coin or QR Payment
- Control Panels with Microban® Protection
- Parts Promise & Service Priority

#### GE® 3.8 cu. ft. Capacity Commercial Washer with Stainless Steel Basket

##### VTW565ASVWB

#### Commercial-Grade Components and Materials

Built to last with a heavy-duty agitator, ½ horsepower motor, stainless steel wash basket, galvanized steel cabinet, and metal transmission.

**Protected with Microban®**  
Antimicrobial technology built into high-touch elements on the control panel

#### 800 RPM Spin Speed

A higher spin speed maximizes water extraction

#### GE® 7.4 cu. ft. Capacity Aluminized Alloy Drum Commercial Dryer with Sensor Dry

#### Commercial-Grade Components

This dryer is built to last, with upgraded hinges, knobs, door strength and close latches for long-lasting performance

**Protected with Microban®**  
Antimicrobial technology built into high-touch elements on the control panel

#### 7.4 cu. ft. Capacity

Maximizes revenue with an extra-large capacity that delivers the drying experience that tenants and guests expect

VTD56EASRWB - Electric  
VTD56GASRWB - Gas

Discover more: [geappliances.com/commercial-laundry](https://geappliances.com/commercial-laundry)





# Haier

## City-inspired appliances designed for any size home

Bring the energy of the city to any living space with Haier's full-size and small-space appliances. Haier Appliances offers worldly inspired design simplicity, at a value.



See the latest from Haier on our social channels.



## Small Space Kitchen Appliance Suite

Haier small-size appliances let you live large even in the smallest kitchen. Integrated handles, unique configurations, built-ins and free-standing appliances – our smaller appliances are designed for function, fashion and easy installation. Whether you've got an urban apartment or condo, tiny kitchen, man cave, home bar, or even an RV, we've got small-size appliances to maximize space with style to spare.



Refrigerators  
33" Wide or Less



24" Ranges



24" Wall Ovens



24" Microwaves



18" Dishwashers

Explore the #1 brand of major appliances in the world for over 10 years in a row.





Hotpoint.  
TOUGHER  
• THAN •  
TENANTS

Since 1903, Hotpoint has built appliances that get the job done right. That's why we know property manager customers will appreciate the fact that we've designed our appliances to be tougher than ever, while still respecting their budgets and timelines. We take pride in making life just a little easier and in building appliances that are strong enough to wear our logo.



SEE THE LATEST FROM HOTPOINT ON OUR SOCIAL CHANNELS.

## TOUGHER THAN TENANTS PACKAGE



### Hotpoint® 15.6 Cu. Ft. Recessed Handle Top-Freezer Refrigerator

**HPS16BTN**

- LED lighting
- Pocket handles
- Adjustable wire shelves

**HPS16BTNBB** - Black



### Hotpoint® 17.5 Cu. Ft. Recessed Handle Top-Freezer Refrigerator (Not shown)

**HPS18BTNWW**

- LED lighting
- Pocket handles
- Adjustable wire shelves

**HPS18BTNWW** - White

**HPS18BTNBB** - Black



### Hotpoint® 1.6 Cu. Ft. Over-the-Range Microwave Oven

**RVM516DH**

- Convenience cooking controls
- Weight and time defrost
- Turntable
- Two-speed, 300-CFM venting system

**RVM516DHW** - White

**RVM516DHB** - Black

### Hotpoint® One Button Dishwasher with Plastic Interior

**HDF310PGR**

- Active Flood Protect
- One-button cycle operation
- Completely washed and dried dishes
- Hard-foed disposer
- 60 dBA dishwasher

**HDF310PGRWW** - White

**HDF310PGRBB** - Black



### Hotpoint® 30" Free-Standing Standard Clean Range

**RBS360DM**



- Standard clean oven
- Sensi-Temp Technology
- Electronic clock and timer

**RBS360DMWW** - White

**RBS360DMBB** - Black

### Hotpoint® 30" Free-Standing Range (Not shown)

**RGBS300DM**



- Standard clean oven
- 4.8 cu. ft. oven capacity
- Sealed cooktop burners
- Porcelain upswept cooktop

**RGBS300DMWW** - White

**RGBS300DMBB** - Black





WE CONNECT. WE SIMPLIFY.  
**WE LEAD.**