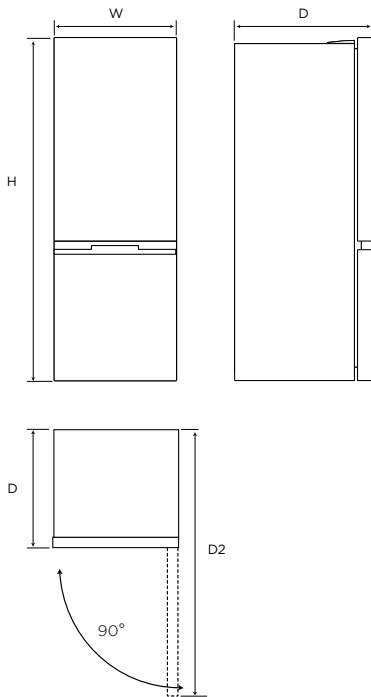
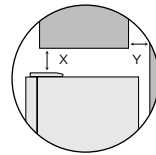


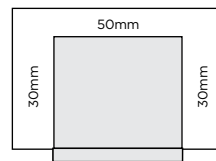
Compact Bottom Mount

 WBB3700AH/ WH
 WBB3400AH/ WH


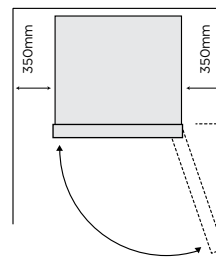
Minimum Recommended Airspaces



If you have a cupboard above the refrigerator with a rear gap of less than 100mm (Y), recommended minimum clearance at the top of the refrigerator increases from 50mm to 100mm (X).



Please note: Doors are designed to sit proud of cabinetry (not flush).



When positioned in a corner area, spacing of at least 350mm on the hinge side will allow the doors to open enough to enable the removal of bins and shelves.

Front face of bench aligned to front corner edge of cabinet.

Dimensions	Product Height (H)	Product Width (W)	Product Depth (D)	Product Depth (D2) (Door Open)
WBB3700AH/ WH	1755	598	650	1199
WBB3400AH/ WH	1645	598	650	1199

Airspace	Side - both	Top	Behind
WBB3700AH/ WH	30	50	50
WBB3400AH/ WH	30	50	50

IMPORTANT

These dimensions are a guide only. All measurements are in millimetres (mm). For complete installation instructions, refer to the manual provided with product.
 © 2021 Electrolux Home Products Pty Ltd. ABN 51 004 762 341. W_DIM_CBM_Oct21