

# DVE50B5100

## 7.4 cu. ft. Electric Dryer with Sensor Dry



# SAMSUNG



Available Colors

- Brushed Black  
DVE50B5100V
- White  
DVE50B5100W

Features

- Sensor Dry
- 10 Preset Drying Cycles
- Smart Care\*
- Large 7.4 cu. ft. Capacity
- Lint Filter Indicator
- Internal Drum Light
- Reversible Dryer Door
- 10 Total Drying Cycles
- 3 Options
- 4 Temperature Settings
- 4-Way Venting (Back, Bottom, Left, Right)

Convenience

- Child Lock
- Lint Filter Indicator

Rating

644 kWh/yr

Electrical Requirements

240 V / 60 Hz  
30 Amps

Specifications

**10 Preset Drying Cycles:**  
Normal, Heavy Duty, Permanent Press, Bedding, Delicates, Sanitize, Time Dry, Air Fluff, Small Load, Wrinkle Release

**3 Options:**  
Wrinkle Prevent, Child Lock, Smart Care

**4 Temperature Settings:**  
High, Medium, Low, Extra Low

**4 Dry Levels:**  
Extra Dry, More Dry, Normal Dry, Damp Dry

**Warranty**  
One (1) Year Parts and Labor

**Product Dimensions & Weight (WxHxD)**  
Dimensions: 27" x 46<sup>3</sup>/<sub>16</sub>" x 30<sup>1</sup>/<sub>4</sub>"  
Weight: 119.0 lbs

**Shipping Dimensions & Weight (WxHxD)**  
Dimensions: 29<sup>9</sup>/<sub>16</sub>" x 47<sup>7</sup>/<sub>8</sub>" x 31<sup>3</sup>/<sub>16</sub>"  
Weight: 125.7 lbs

Electric Dryer	Model #	UPC Code
Brushed Black	DVE50B5100V	887276658704
White	DVE50B5100W	887276658711
Gas Dryer		
Brushed Black	DVG50B5100V	887276658728
White	DVG50B5100W	887276658735
Matching Washer		
Brushed Black	WA50B5100AV	887276661032
White	WA50B5100AW	887276661049
Matching Agitator Washer		
Brushed Black	WA49B5105AV	887276661308
White	WA49B5105AW	887276661315
Optional Accessories		
Vent Kit	DV-2A	887276146416

\*Requires wireless network, Samsung account and Samsung SmartThings App. The Samsung SmartThings App supports Android OS 4.0 (ICS) or later which is optimized for Samsung smartphones (Galaxy S and Galaxy Note series). This app also supports iOS 7 or later for iPhone models. Samsung SmartThings App available in App Store and Play Store.

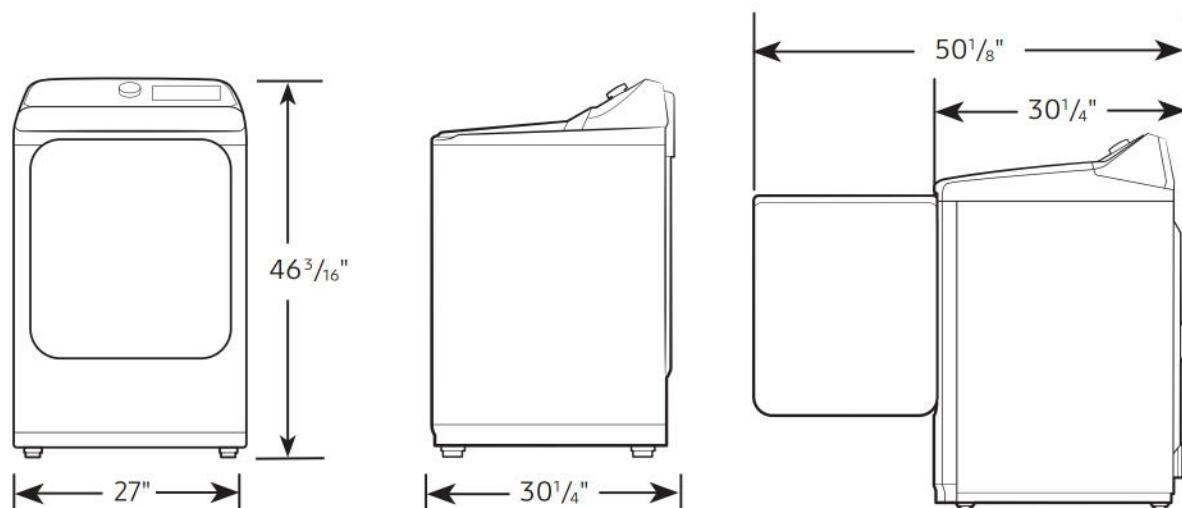
# DVE50B5100

# SAMSUNG

7.4 cu. ft. Electric Dryer with Sensor Dry

## Dimensions

Required dimensions  
for installation:

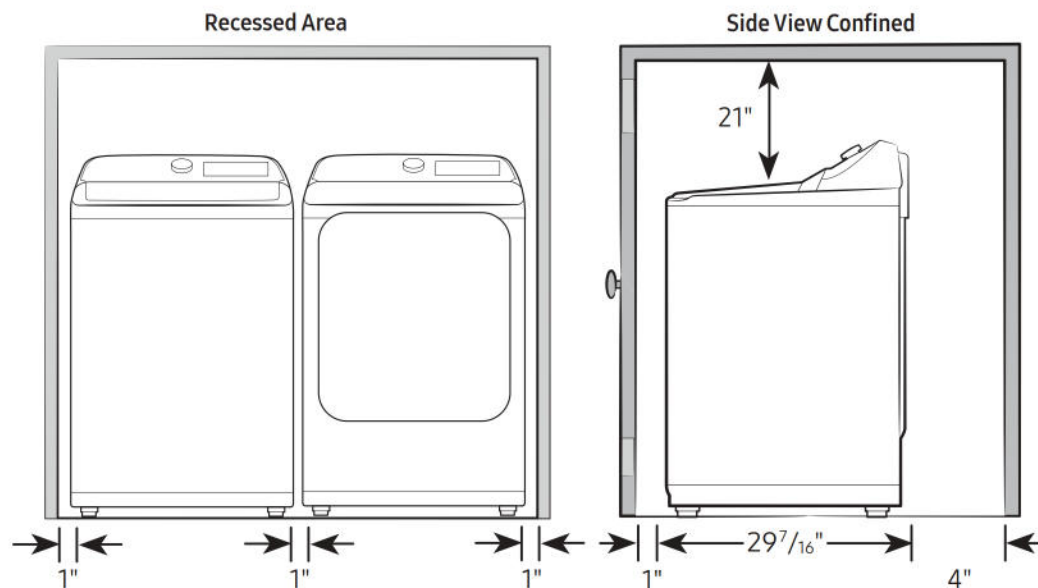


## Installation Specifications – Side-by-Side

If the washer and dryer are installed together or the dryer alone, the closet front must have two unobstructed air openings for a combined minimum total area of 72-inch<sup>2</sup>. Your washer alone does not require a specific air opening.

### Alcove or closet installation

Minimum clearance for  
closet and alcove installations:

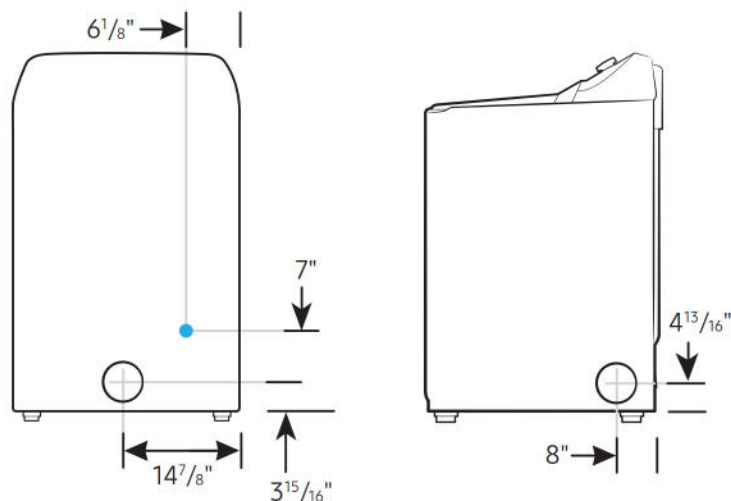


## Connection Dimensions

Back and Side View of Electric Dryer

### LEGEND:

● Cold Water Connection



Actual color may vary. Design, specifications, and color availability are subject to change without notice. Non-metric weights and measurements are approximate.

©2023 Samsung Electronics America, Inc., 85 Challenger Road, Ridgefield Park, NJ 07660. Tel: 800-SAMSUNG. samsung.com. Samsung is a registered trademark of Samsung Electronics Co., Ltd.