



BEVERAGE-AIR

Project: _____

AIA#

Item: _____

Location: _____

SIS#

Approved: _____

BB BAR EQUIPMENT - BACK BAR REFRIGERATOR

BB94HC Glass Door

Hydrocarbon Series

MODEL:

BB94HC-1-G-B

BB94HC-1-G-S

BB94HC Back Bar Refrigerators: Glass Door Series

3 Year Parts/Labor Warranty

Additional 4 Year Compressor Warranty

CABINET CONSTRUCTION

- Exterior black or stainless steel front and door, gray painted sides
- Interior construction utilizes galvanized steel on walls and ceiling, heavy duty stainless steel floor
- Full electronic control
- Stainless steel top
- Two (2) epoxy coated shelves per section, standard
- Self-closing doors
- Stay-open feature & lock standard
- Magnetic door gaskets provide positive door sealing
- Field reversible door
- LED lighting
- Packaged products only
- Compressor available on left or right, specify at time of unit order
- Balanced, forced air refrigeration system provides rapid chilling of product
- Maintains product temperature between 36°F and 38°F



BB94HC-1-G-B
(Black model shown)

OPTIONS & ACCESSORIES

- For Stainless steel interior (refer to -F models)
- Wine model (40°-60° models)
- Wine shelf divider
- Food rated models available
- Additional shelves
- Additional shelf clips
- 3" or 6" casters
- 6" Black legs
- Remote option (Refrigerant must be specified at time of order, see note on back on page)

REFRIGERATION SYSTEM

- Refrigeration system uses R290 for refrigerator, refrigerant to comply with all environmental concerns
- Automatic non-electric defrost
- Epoxy coated evaporator coil



3779 Champion Blvd., Winston-Salem, NC 27105
1-888-845-9800 Fax: 1-336-245-6453
Beverage-Air.com Sales@bevair.com



BEVERAGE-AIR

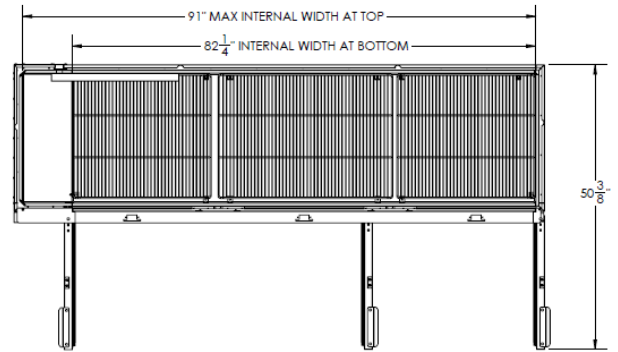
Bar Equipment-Back Bar Refrigerator Glass Door

Model: BB94HC-1-G-B, BB94HC-1-G-S

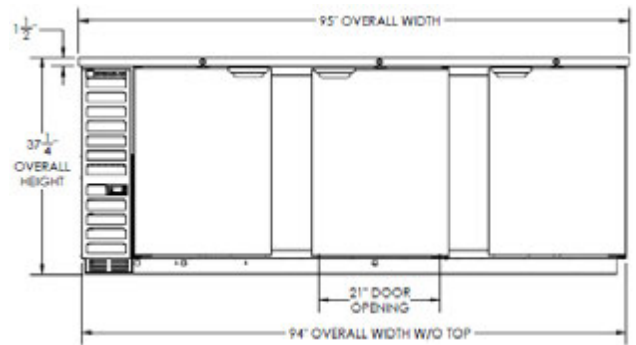
MODEL	BB94HC-1-G-B	BB94HC-1-G-S
EXTERNAL DIMENSIONAL DATA		
Width Overall	95"	95"
Depth Overall with Handle	29 1/8"	29 1/8"
Height Overall	37 1/4"	37 1/4"
Number of Doors	3	3
Depth with Door Open 90°	50 3/8"	50 3/8"
Door Opening (in)	21" x 30"	21" x 30"
INTERNAL DIMENSIONAL DATA		
NET Capacity (cubic ft.)	37.82	37.82
Internal Width Overall (in)	82 1/4"	82 1/4"
Internal Depth Overall (in)	23"	23"
Internal Height Overall (in)	32"	32"
Number of Shelves	6	6
Number of Kegs	5	5
ELECTRICAL DATA		
Full Load Amperes* 115/60/1	5.5	5.5
REFRIGERATION DATA		
Horsepower*	1/3	1/3
Capacity (BTU/Hr)*	2392	2392
WEIGHT DATA		
Gross Weight (Crated lbs)	544 lbs	544 lbs
Height - Crated	44 1/2	44 1/2
Width - Crated	97"	97"
Depth - Crated	31 1/2"	31 1/2"

*NOTE: Remote units are field wired and comes with 6" legs. Refrigerant must be specified at time of order.

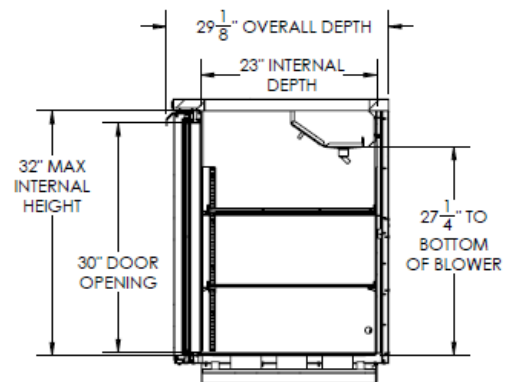
Model Views



Plan View



Elevation View



Side View

ELECTRICAL CONNECTION

Units pre-wired at factory and include 8' long cord and plug set.



115/60/1
NEMA-5-15P



an Ali Group Company



The Spirit of Excellence

3779 Champion Blvd., Winston-Salem, NC 27105
1-888-845-9800 Fax: 1-336-245-6453
Beverage-Air.com sales@bevair.com