

425L bottom freezer refrigerator, silver with manual humidity-controlled crisper, 4.5-star energy rating, twist & serve icemaker, & SpillSafe glass shelves



Product Details

FEATURES

Humidity controlled crisper bin (full-width)

Adjustable Spillsafe™ tempered glass shelves

FlexStor™ adjustable door bin storage system

Twist Ice & Serve Dispenser

Quick chill function

Internal electronic controls

Multi-flow air delivery system

BENEFITS

FreshSeal Crispers

Our FreshSeal Crispers have advanced seals, and with humidity control you get better flexibility to look after your food the right way. Our seals assist in preventing moisture loss, while the humidity control lets you provide a better environment for fresher tasting food.

SpillSafe™ Glass Shelves

Spills happen, but when they do, the world doesn't have to end. The Westinghouse SpillSafe™ glass shelves help with the mess by containing the spilled liquid to one shelf, so you have less to clean.

Adjustable solutions with FlexStor™

As your family changes and grows, so do the requirements of your fridge. With FlexStor™ you enjoy the convenience of being able to easily change the configuration, whatever your needs. Adjust the height and position of the door bins to fit in large and smaller items and arrange your fridge your way.

Twist Ice & Serve Dispenser

Whether it's for an afternoon juice or a whisky on the rocks, our easy access twist ice dispenser and tray allows you to just twist and serve ice simply.

Multi-Flow Air Delivery System

Fresher food means tastier food. The Westinghouse Multi-Flow Air Delivery System keeps the temperature stable so every ingredient in the fridge stays fresher for longer.

Specifications

PRODUCT PROFILE

Domestic warranty details (yrs)	2
Additional domestic warranty for the sealed refrigeration system only (yrs)	3
Refrigerator Type	bottom mount
Exterior door finish	Arctic silver
Handle design	integrated
Cooling system	frost free
Refrigerant	R600a

DIMENSIONS

Total height (mm)	1725
Cabinet height (mm)	1718
Total width (mm)	699
Cabinet width (mm)	693
Total depth (mm)	723
Cabinet depth (mm)	641
Depth door open 90degree (mm)	1360
Air space above total height (mm)	50
Food Compartment Capacity (L) - AS/NZS 4474.1 2007 (IEC 62552-2015) *	300
Freezer Compartment Capacity (L) - AS/NZS 4474.1 2007 (IEC 62552-2015) *	125
Total Capacity (L) - AS/NZS 4474.1 2007 (IEC 62552-2015) *	425

ENERGY

Energy Star Rating - 4.5
AS/NZS 4474.1 2007 (IEC
62552- 2015) *

Energy Consumption 292
(kWh/year) - AS/NZS
4474.1 2007 (IEC 62552-
2015) *

FOOD COMPARTMENT

SHELVING

Shelf material glass

Number of shelf levels 3

Type of shelf spill safe shelf,adjustable
shelf

LIGHTING

Main light LED

OTHER PROPERTIES

REFRIGERATOR SYSTEM

Controls electronic (without display)

Controls location internal

Controls type touch

CRISPERS

Crisper lid/shelf glass

Crispers Runner system suspended

Full width crisper 1

Crisper features humidity controlled

FOOD COMPARTMENT DOOR

BINS

Deep bottle bin 1

Shallow bin 1

FREEZER COMPARTMENT

Seals	removable,mould resistant
-------	---------------------------

SHELVING

Shelving	glass shelf
----------	-------------

Type of shelf	spill safe shelf,adjustable shelf
---------------	-----------------------------------

LIGHTING

Main light	LED
------------	-----

ICE FACILITY

Twist ice and serve	2
---------------------	---

BASKET/DRAWER

Full width freezer drawer	2
---------------------------	---

3/4 width freezer drawer	1
--------------------------	---

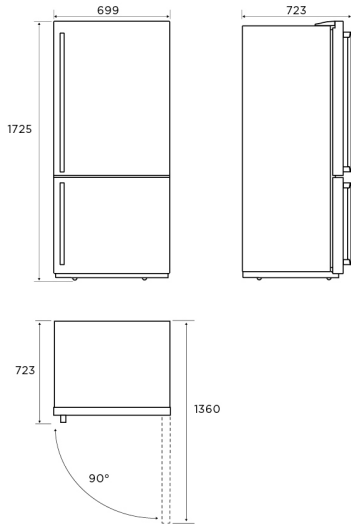
Basket/Drawer runner system	suspended
-----------------------------	-----------

FREEZER DOOR

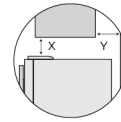
INTERNAL

Seals	removable,mould resistant
-------	---------------------------

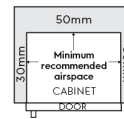
Dimensions



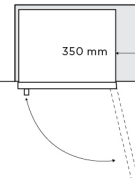
Minimum Recommended Airspaces



If you have a cupboard above the refrigerator with a rear gap of less than 100mm (Y), recommended minimum clearance at the top of the refrigerator increases from 30mm to 70mm (X).



Please note: Doors are designed to sit proud of cabinetry (not flush).



Front face of bench aligned to front corner edge of cabinet.

When positioned in a corner area, spacing of at least 350mm on the hinge side will allow the door to open enough to enable the removal of bins and shelves.

Dimensions	Product Height	Product Width	Product Depth	Product Depth (Door Open)
WBE4302AC-R	1725	699	723	1360
WBE4302AC-L	1725	699	723	1360
WBE4302WC-R	1725	699	723	1360
WBE4302WC-L	1725	699	723	1360

Airspace	Side - both	Top	Behind
WBE4302AC-R	30	50	50
WBE4302AC-L	30	50	50
WBE4302WC-R	30	50	50
WBE4302WC-L	30	50	50

IMPORTANT

These dimensions are a guide only. All measurements are in millimetres (mm). For complete installation instructions, refer to the manual provided with product. © 2021 Electrolux Home Products Pty Ltd. ABN 51 004 762 341. W_DIM_WBE4302AC-WC_Oct21

Terms and Conditions

IMPORTANT

This is a guide of product dimensions only. For complete installation instructions, refer to the manual provided with product.

PRODUCT INFORMATION

The descriptors and illustrations in this publication apply to the specific products and models described as at the date of issue. Under our policy of continuous product development, product specifications may change without notice. Prospective purchasers should therefore check with their retailer to ensure this publication correctly describes the products that are being offered for sale. All information supplied is to be used for general reference purposes only and is on the understanding that Electrolux Home Products Pty Ltd (Australia) and Electrolux (NZ) Ltd (New Zealand) will not be liable for any loss, liability or damage of whatever kind arising as a result of reliance on such information. Colours of products illustrated are as close as printing limitations allow. Electrolux will at all times comply with its obligations pursuant to law including Trade Practices (Australian Consumer Law) Act and Regulations.

WARRANTY

This warranty only applies to Appliances purchased and used in Australia or New Zealand and used in normal domestic applications and is in addition to (and does not exclude, restrict, or modify in any way) any non-excludable statutory warranties in Australia or New Zealand. All warranties are subject to the conditions set out in the warranty card accompanying the product when purchased.

ELECTROLUX HOME PRODUCTS AUSTRALIA

telephone: 1300 363 640

fax: 1800 350 067

email: customercare@electrolux.com.au

web: www.electrolux.com.au

ELECTROLUX HOME PRODUCTS NEW ZEALAND

telephone: 09 573 2230

fax: 09 573 2221

email: customercare@electrolux.co.nz

web: www.electrolux.co.nz