





# AX1500 Wi-Fi Range Extender


Works With Any  
Wi-Fi Router<sup>‡</sup>




RE505X

 Wi-Fi 6  
Dead-Zone Killer

 Connect  
More Devices<sup>Δ</sup>

 Uninterrupted  
Streaming<sup>§</sup>

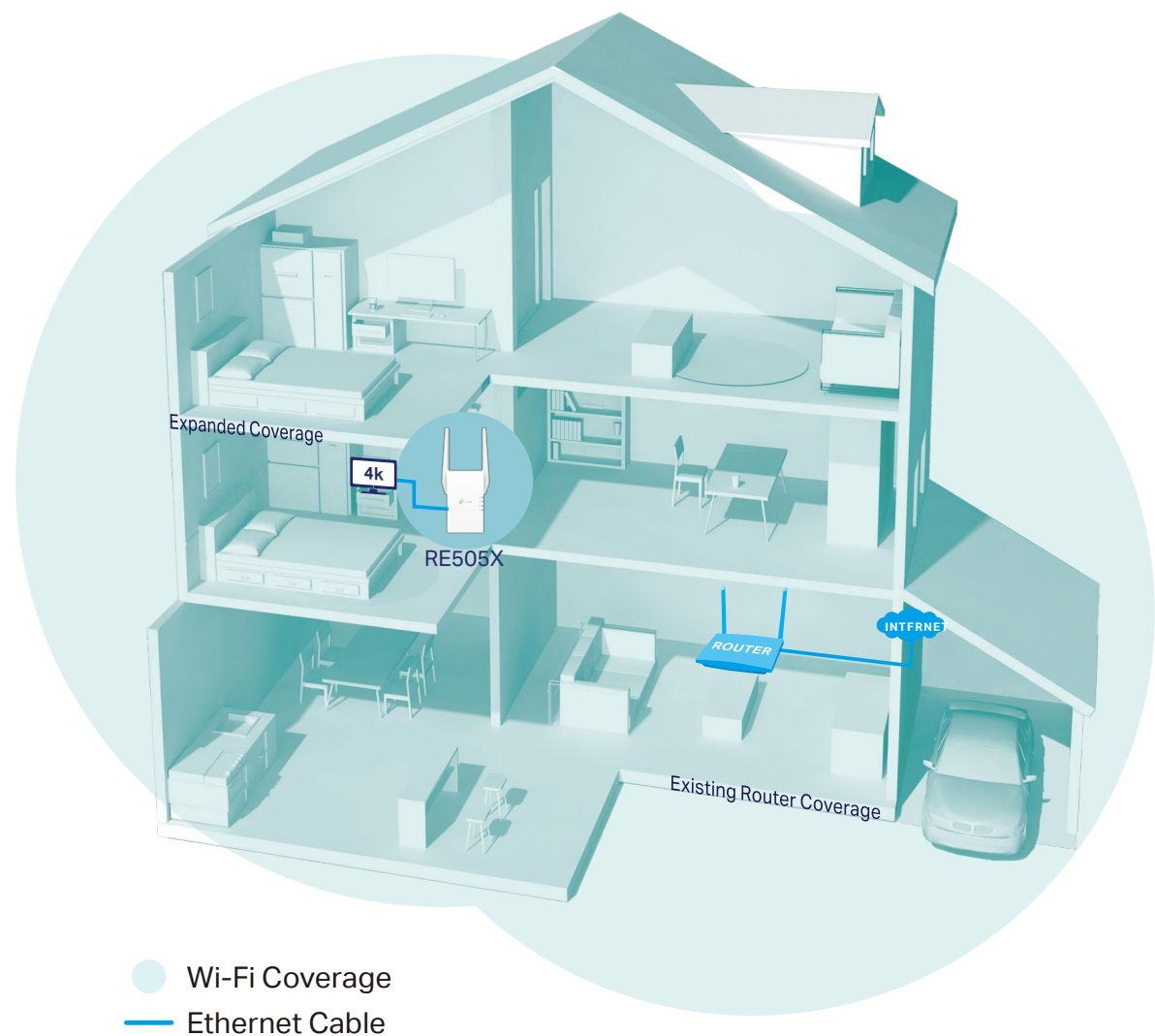
 Faster  
Wi-Fi 6 Speed

 Easy Setup  
Within Minutes

# Highlights

## Extend AX1500 Wi-Fi to Your Whole Home

Works with any Wi-Fi router to eliminate Wi-Fi dead zones, and blanket your home with stable, super-fast, seamless Wi-Fi via OneMesh™.



### Faster Wi-Fi 6 Speed

Turbocharge your devices with wireless speeds of up to 1.5 Gbps.



### Larger Capacity<sup>Δ</sup>

Wi-Fi 6 builds a more efficient network that increases the average throughput by 4 times and serves more devices.



### Ultra-Low Latency

Take advantage of ultra-low latency to enjoy smoother online experience.



### Save Clients' Battery Power\*

Target Wake Time schedules the connection time of battery-powered devices to reduce their power consumption.



### Adaptive Path Selection

Keep your network running at top-speed by automatically choosing the fastest connection path to the router.



### Access Point Mode

Create a new Wi-Fi access point to enhance your wired network with Wi-Fi capability.



### Easy Setup Within Minutes

Easy setup and management via WPS button/Tether app/Web UI.

# Highlights



RE505X is more than a traditional range extender. It creates a Mesh network by connecting to a OneMesh™ router for seamless whole-home coverage.



## Wi-Fi Dead-Zone Killer

Eliminate weak signal areas with Wi-Fi coverage for the whole house.



## Smart Roaming

Enjoy uninterrupted streaming, surfing, and more—even when moving around your home.



## One Wi-Fi Name

Stay connected to the same network name in every room.



## Easy Setup and Unified Management

Push the WPS button to set up a Mesh network you can manage from the Tether app or web UI.



Check full list of OneMesh™ extenders and routers at <https://www.tp-link.com/One-Mesh/compatibility>

\*More compatible devices coming soon

## Wi-Fi 6 Range Extender



### Secure One-touch Connection(WPS)

Instantly connect the extender to a router without inference configuration.

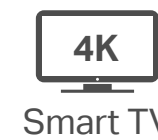
### Smart Signal Indicator

See signal to find the best spot to extend Wi-Fi.


- Strong signal
- Weak signal

### Gigabit Ethernet Port

Plug in to give wired device network access, particularly ideal for high bandwidth consuming devices.



# Features



## Ease of Use

- Intuitive Web UI – Ensures quick and simple installation without hassle
- Fast Encryption – One-touch WPA wireless security encryption with the WPS button
- Hassle-free Management with Tether App – The network management is easy with the TP-Link Tether App, available on any Android or iOS device
- Online Upgrade – Keeps you informed of the latest firmware and allows online updating on the web UI



## Speed

- Ultimate Wireless Speed – Combined wireless speeds of up to 300 Mbps (over 2.4 GHz) and 1200 Mbps (over 5 GHz)<sup>†</sup>
- Support Wi-Fi 6 – Turbocharge your devices with wireless speeds of up to 1.5 Gbps
- Adaptive Path Selection – Keep your network running at top-speed by automatically choosing the fastest connection path to the router




## Reliability

- Simultaneous Dual Band – Separate Wi-Fi bands enable more devices to connect to your network without a drop in performance
- Reliable Connection – Internal antennas for optimal Wi-Fi coverage and reliable wireless connections
- Ultra-Low Latency – Take advantage of ultra-low latency to enjoy smoother online experience

# Specifications

## Hardware

- Button: WPS Button, Reset Button
- Port: 1 Gigabit Ethernet Port
- Antenna: 2 External Antennas
- Power Consumption: 10W
- Dimensions (W × D × H): 2.9×1.8×4.9 in. (74.0×46×124.8 mm)



For more information, please visit

<https://www.tp-link.com/home-networking/range-extender/re505x/>

or scan the QR code left

Specifications are subject to change without notice. © 2020 TP-Link Other brands and product names are trademarks or registered trademarks of their respective holders.

<sup>†</sup>Maximum wireless signal rates are the physical rates derived from IEEE Standard 802.11 specifications. Actual wireless data throughput and wireless coverage per ft<sup>2</sup> are not guaranteed and will vary as a result of network conditions, client limitations, and environmental factors, including building materials, obstacles, volume and density of traffic, and client location.

<sup>‡</sup>The product may not be compatible with routers or gateways with firmware that has been altered, is based on open source programs, or is non-standard or outdated.

<sup>§</sup>Smart Roaming is designed for devices that support the 802.11k/v standard.

<sup>¶</sup>Up to 4x Capacity refers to 4x increase in median throughput under dense environment compared to 11ac wave 2 range extender.

<sup>\*</sup>Saving clients' battery power requires clients to also support the 802.11ax Wi-Fi standard. Actual power reduction may vary as a result of network conditions, client limitations, and environmental factors.

## Wireless

- Wireless Standards: IEEE 802.11a/n/ac/ax 5 GHz, IEEE 802.11b/g/n 2.4 GHz
- Frequency: 2.4 GHz and 5 GHz
- Signal Rate: 300 Mbps at 2.4 GHz, 1200 Mbps at 5 GHz
- Reception Sensitivity:
  - 5 GHz:
    - 11ax HE80MCS0:-86, 11ax HE80MCS11:-55
    - 11ax HE40MCS0:-88, 11AX HE40MCS11:-58
    - 11ax HE20MCS0:-92, 11ax HE20MCS11:-60
    - 11a 6Mbps: -93dBm, 11a 54Mbps: -75dBm
    - 11ac HT20 MCS0: -92dBm, 11ac HT20 MCS8: -70dBm
    - 11ac HT40 MCS0: -90dBm, 11ac HT40 MCS9: -66dBm
    - 11ac HT80 MCS0: -87dBm, 11ac HT80 MCS9: -62dBm
  - 2.4 GHz:
    - 11g 54Mbps: -77dBm, 11n HT20 MCS7: -75dBm
    - 11n HT40 MCS7: -72dBm
- Wireless Function: Enable/Disable Wireless Radio, Wireless Statistics
- Wireless Security: 64/128-bit WEP, WPA/WPA-PSK2 encryptions

## Others

- Certification  
RCM, RoHS
- System Requirements  
Microsoft Windows 98SE, NT, 2000, XP, Vista™ or Windows 7, 8, 8.1, 10, MAC OS, NetWare, UNIX or Linux  
Internet Explorer 11, Firefox 12.0, Chrome 20.0, Safari 4.0, or other Java-enabled browser
- Package Contents  
Wi-Fi Range Extender RE505X  
Quick Installation Guide

[www.tp-link.com](http://www.tp-link.com)

TP-Link AX1500 Wi-Fi Range Extender RE505X