

## Series 8, Built-in oven with steam function, 60 x 60 cm, Carbon black HSG856XC7



### Included accessories

1 x enamel baking tray, 1 x grid, 1 x universal pan, 1 x steam container, punched, size S, 1 x steam container, punched, size XL, 1 x steam container, unpunched, size S, 1 x sponge

### Optional accessories

HEZ530000 : Half tray  
HEZ531010 : Baking tray, non-stick ceramic coated  
HEZ625071 : Grill tray, anthracite enamelled  
HEZ632070 : Multipurpose pan, anthracite enamelled  
HEZ633001 : Lid for professional pan, enamelled anth

**The built-in oven with PerfectBake plus, PerfectRoast plus and FullSteam: for moist steam baking and gentle steaming and displaying in how many minutes perfect results are reached automatically.**

- Cooking with Full Steam retains more of your vegetables' nutrients, flavors and color.
- **PerfectBake plus:** regulates settings and tells you exactly when your dish is done.
- **PerfectRoast plus:** know exactly when your roast is done.
- **3-stage telescoping rails, fully extendable:** for safe, easy insertion and removal of baking trays.
- **EcoClean Direct:** easy cleaning thanks to a coating that breaks down grease while you bake.

### Technical Data

Built-in / Free-standing : Built-in

Door opening : Drop down

Cleaning : Catalytic liners (all sides), Hydrolytic

Control Panel Material : Glass

Door Material : Glass

Dimensions (HxWxD) : 595 x 594 x 548 mm

Dimensions of the packed product (HxWxD) : 660 x 660 x 690 mm

Min. required niche size for installation (HxWxD) : 585-595 x 560-568 x 550 mm

Cavity dimensions : 355 x 480 x 415 mm

Usable volume of cavity : 71 l

Number of interior lights : 1

Net weight : 43.2 kg

Gross weight : 45.6 kg

EAN code : 4242005211906

Connection Rating : 3600 W

Fuse protection : 16 A

Voltage : 220-240 V

Frequency : 50; 60 Hz

Length electrical supply cord : 120 cm



4 242005 211906

## **Series 8, Built-in oven with steam function, 60 x 60 cm, Carbon black HSG856XC7**

**The built-in oven with PerfectBake plus,  
PerfectRoast plus and FullSteam: for moist  
steam baking and gentle steaming and  
displaying in how many minutes perfect  
results are reached automatically.**

### **Heating Functions**

- Combi-steam oven with 12 heating methods:
  - 4D HotAir
  - Full width grill
  - 4D HotAir Eco
  - Half width grill
  - Top/bottom heating
  - Top/bottom heating Eco
  - Pizza setting
  - Slow cooking
  - Bottom heating
  - Hot air grilling
  - Preheat ovenware
  - Keep warm
- Additional heating methods with steam: Pure steaming, Reheating, Dough Proving, Defrost setting, sous-vide cooking
- Temperature range 30 °C - 250 °C
- Cavity volume: 71 net usable litres

### **Hook-in racks / rails**

- Number of shelf levels: 5 PC
- Telescopic rails: 3-level telescopic rails, fully extendable, safety stop function

### **Design**

- Bosch Control Ring
- Anthracite enamel cavity with 5 shelf positions

### **Cleaning**

- EcoClean Direct : ceiling, back panel, side liners
- EcoClean Direct automatic prompt for cleaning function
- Cleaning Assistance - cleaning option for light soiling
- Full glass inner door

### **Convenience**

- TFT Touch Graphic Display
- Electronic clock/timer with end time programming
- Automatic temperature proposal
  - Residual heat indicator
  - Actual temperature display
  - Meat probe function
- Additional functions:
  - Descaling programme
  - drying function
- Drop down door, Oven door with SoftClose, SoftOpen
- Bar handle
- Bosch Assist - a menu of dishes for automatic cooking
- PerfectBake plus, PerfectRoast plus multipoint meat probe
- Rapid heating-up: automatic
- LED lighting
- Water tank empty indicator
- Location of the steam generator is outside of the cavity
- Cooling fan
- HomeConnect ready

### **Accessories**

- 1 x enamel baking tray, 1 x grid, 1 x sponge, 1 x steam container, punched, size S, 1 x steam container, punched, size XL, 1 x steam container, unpunched, size S, 1 x universal pan

### **Safety and Environment**

- Maximum door temperature 40° C

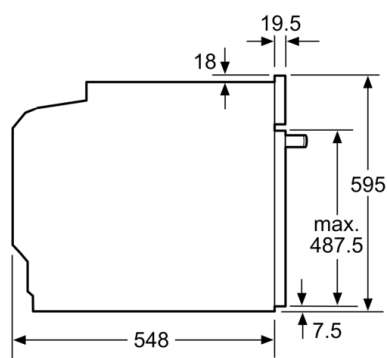
### **Technical Info**

- Length of mains cable: 120 cm
- Nominal voltage: 220 - 240 V
- Total connected load electric: 3.6 KW

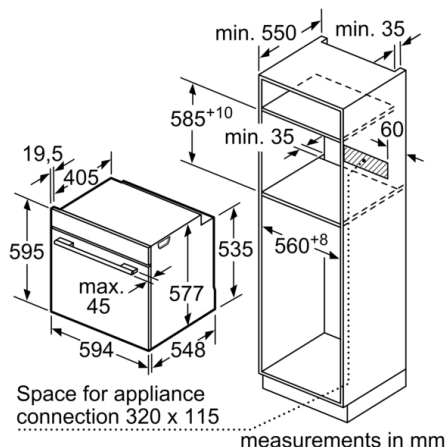
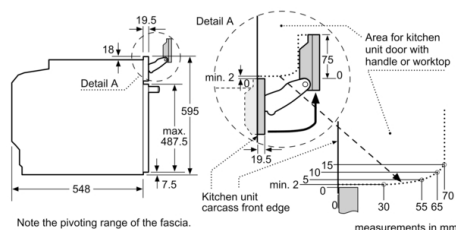
### **Dimensions**

- Appliance dimensions (HxWxD): 595 mm x 594 mm x 548 mm
- Installation dimensions (HxWxD): 585 mm - 595 mm x 560 mm - 568 mm x 550 mm
- Please reference the built-in dimensions provided in the installation drawing

**Series 8, Built-in oven with steam function,  
60 x 60 cm, Carbon black  
HSG856XC7**



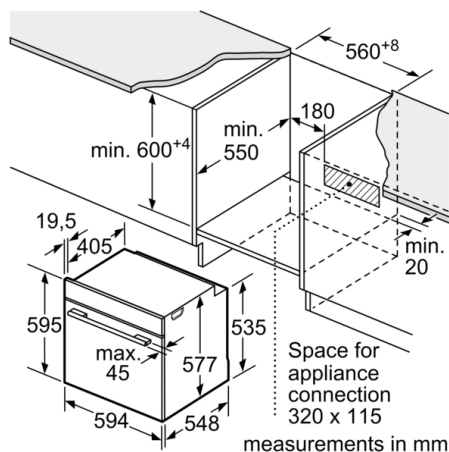
measurements in mm



measurements in mm

If the appliance will be installed underneath a hob, the following worktop thicknesses (including substructure if necessary) must be taken into account.

Hob type	min. worktop thickness	
	fitted	flush
Induction hob	37 mm	38 mm
Full surface Induction hob	47 mm	48 mm
Gas hob	30 mm	38 mm
Electric hob	27 mm	30 mm



measurements in mm