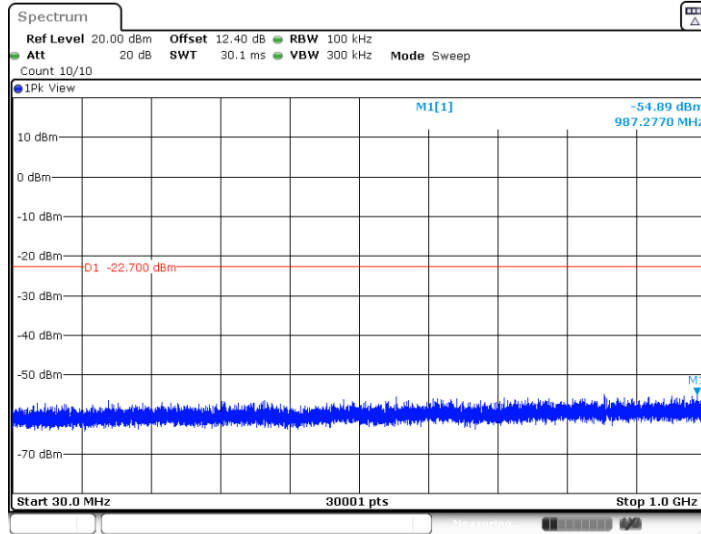


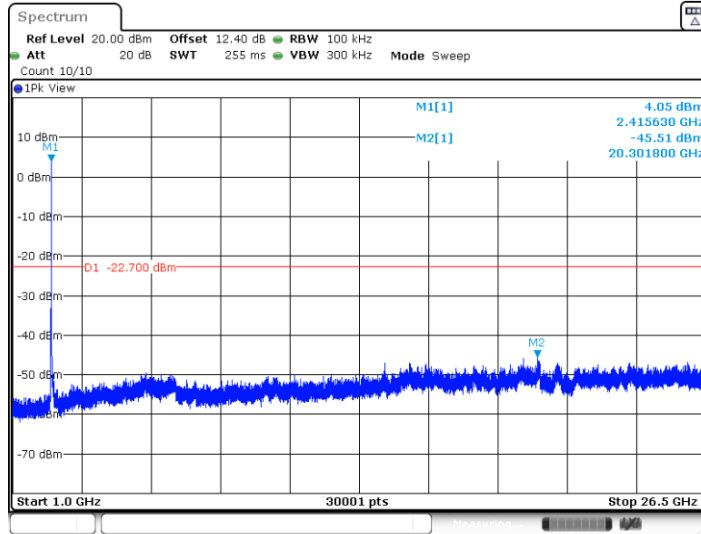


11AX20MIMO\_Ant1\_2417\_30~1000



Date: 23.APR.2023 11:08:09

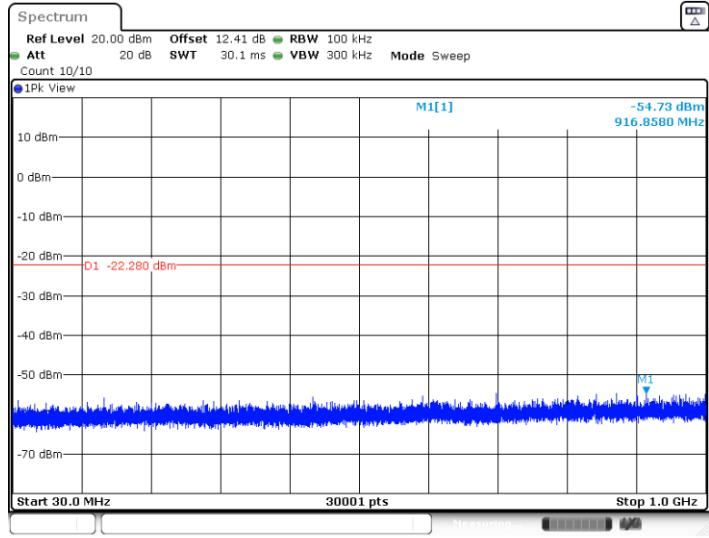
11AX20MIMO\_Ant1\_2417\_1000~26500



Date: 23.APR.2023 11:08:25

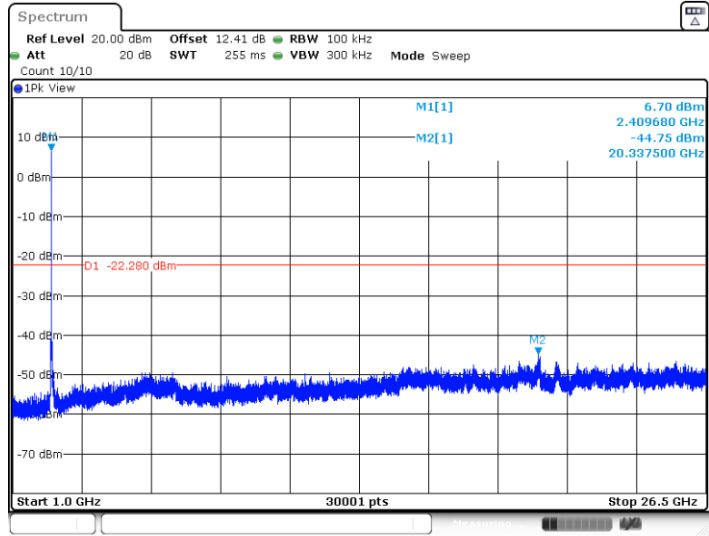


11AX20MIMO\_Ant2\_2417\_30~1000



Date: 23.APR.2023 11:10:11

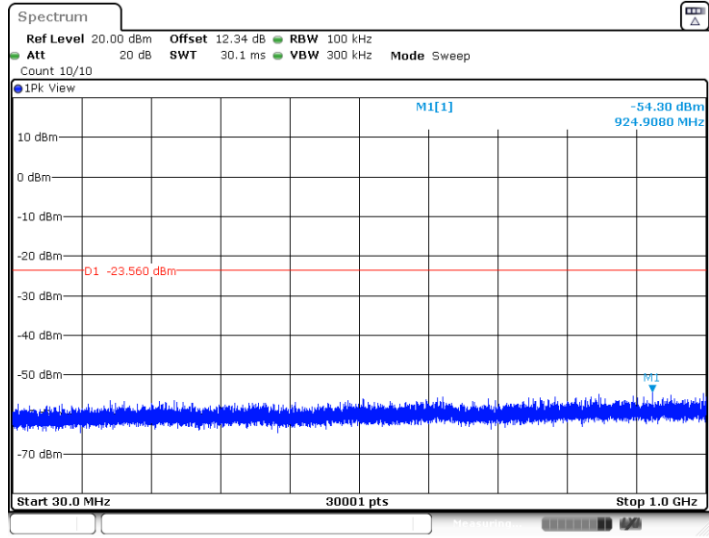
11AX20MIMO\_Ant2\_2417\_1000~26500



Date: 23.APR.2023 11:10:26

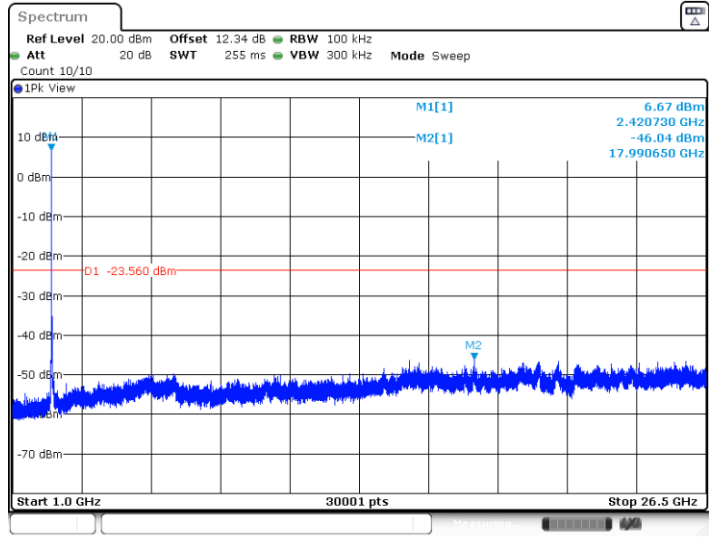


11AX20MIMO\_Ant0\_2422\_30~1000



Date: 23.APR.2023 11:12:16

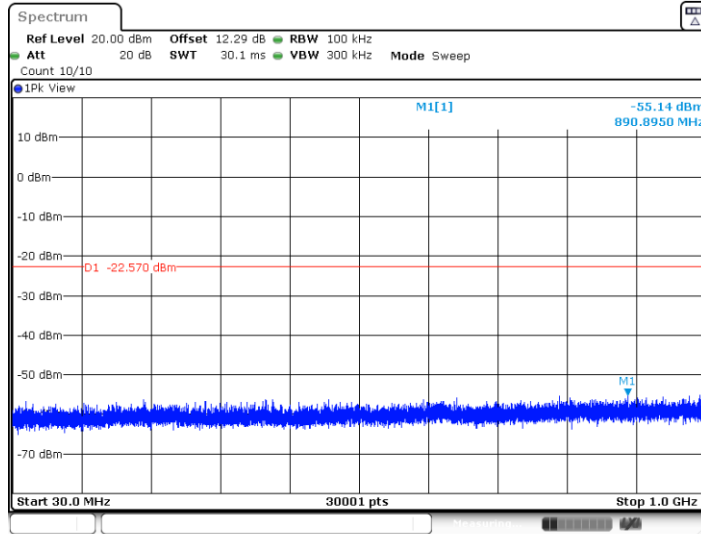
11AX20MIMO\_Ant0\_2422\_1000~26500



Date: 23.APR.2023 11:12:31

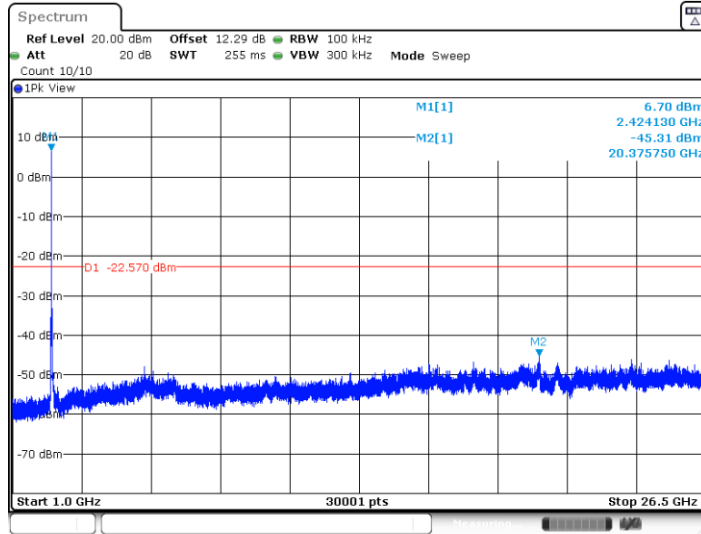


11AX20MIMO\_Ant1\_2422\_30~1000

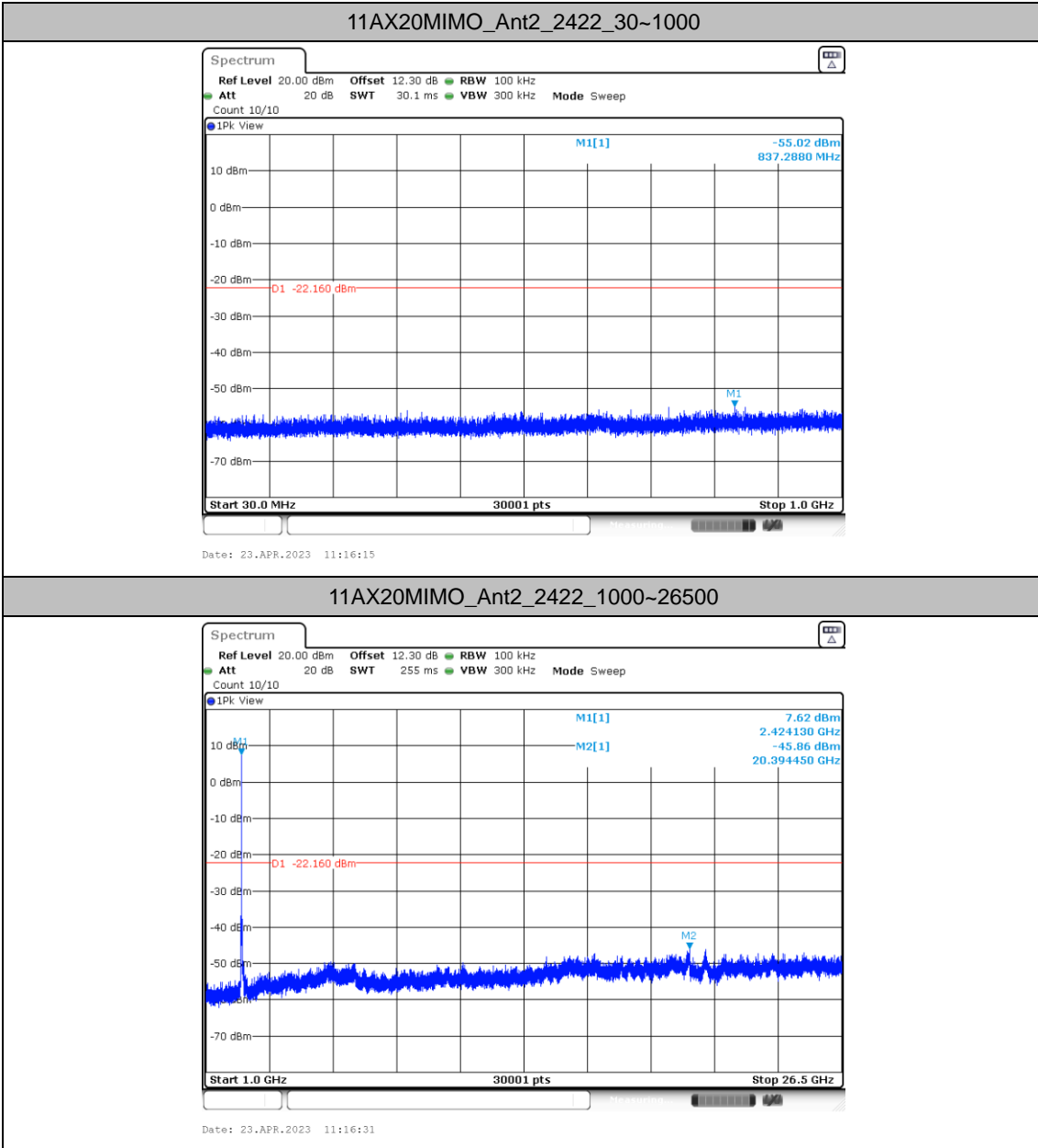


Date: 23.APR.2023 11:14:29

11AX20MIMO\_Ant1\_2422\_1000~26500

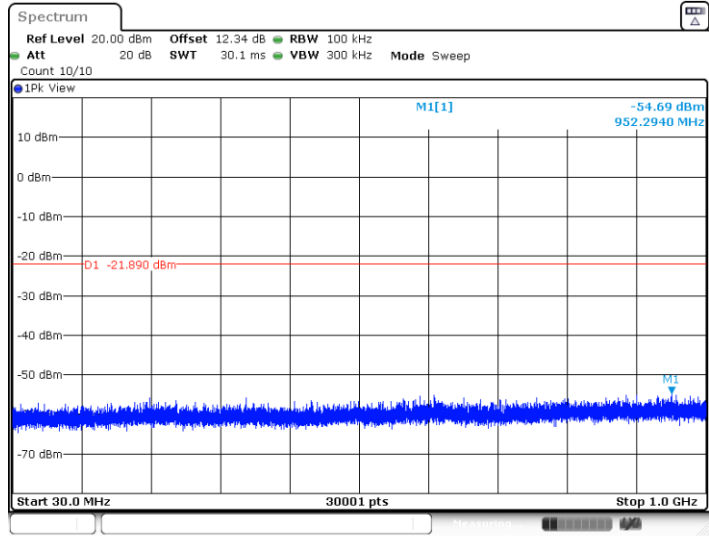


Date: 23.APR.2023 11:14:45



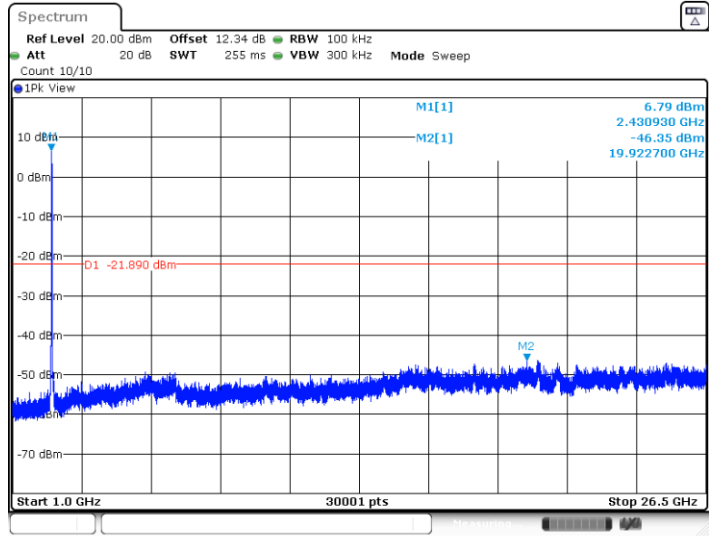


11AX20MIMO\_Ant0\_2427\_30~1000



Date: 23.APR.2023 11:18:36

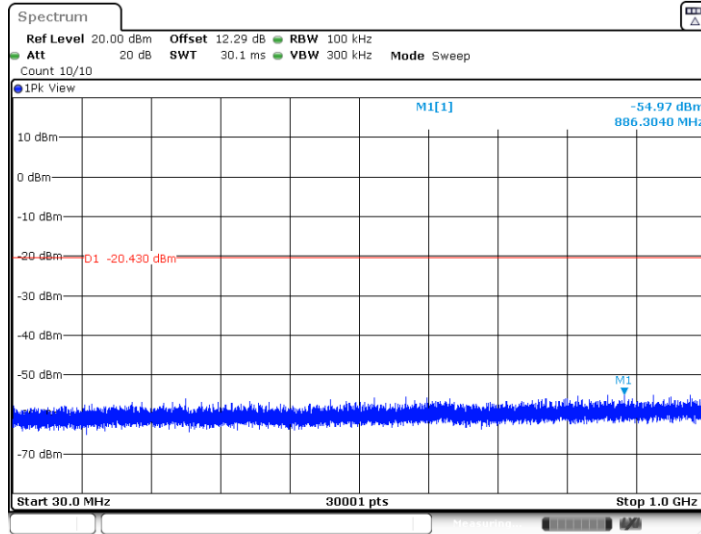
11AX20MIMO\_Ant0\_2427\_1000~26500



Date: 23.APR.2023 11:18:51

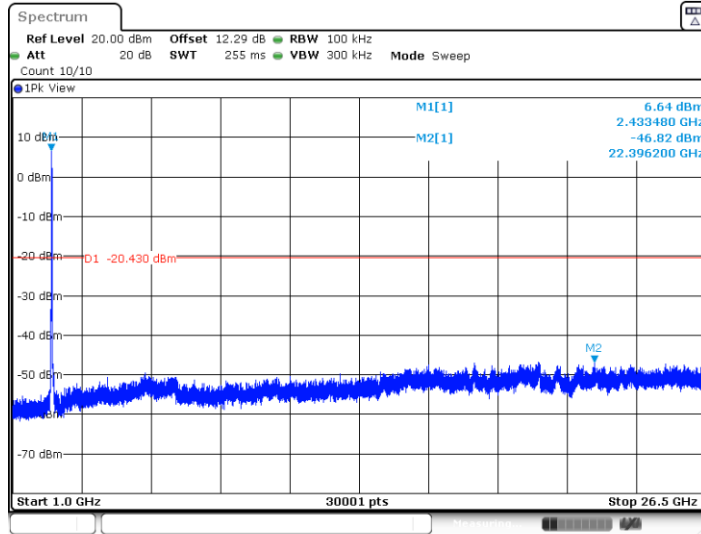


11AX20MIMO\_Ant1\_2427\_30~1000



Date: 23.APR.2023 11:20:31

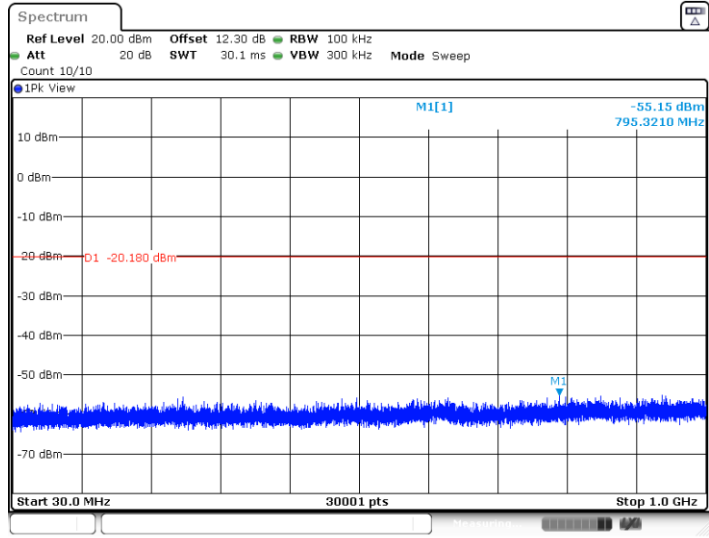
11AX20MIMO\_Ant1\_2427\_1000~26500



Date: 23.APR.2023 11:20:47

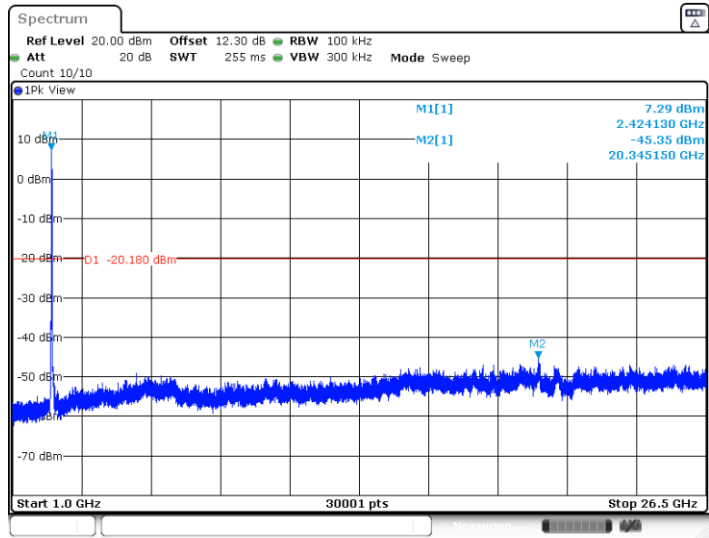


11AX20MIMO\_Ant2\_2427\_30~1000



Date: 23.APR.2023 11:22:33

11AX20MIMO\_Ant2\_2427\_1000~26500

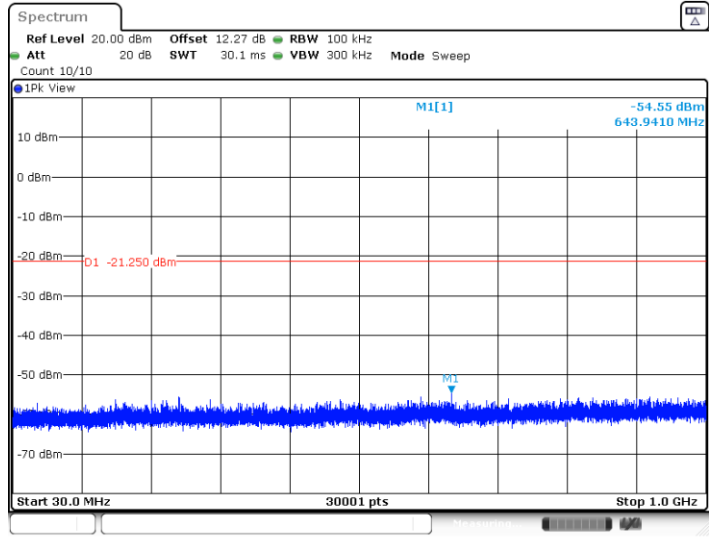


Date: 23.APR.2023 11:22:48



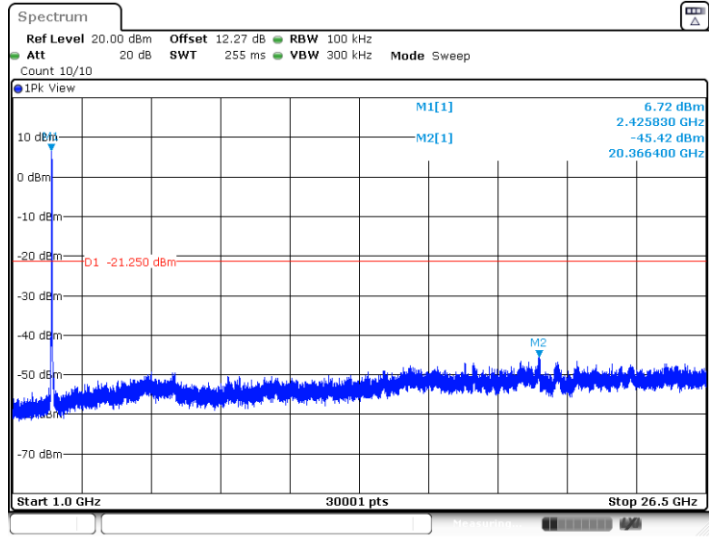


11AX20MIMO\_Ant0\_2432\_30~1000



Date: 23.APR.2023 11:27:42

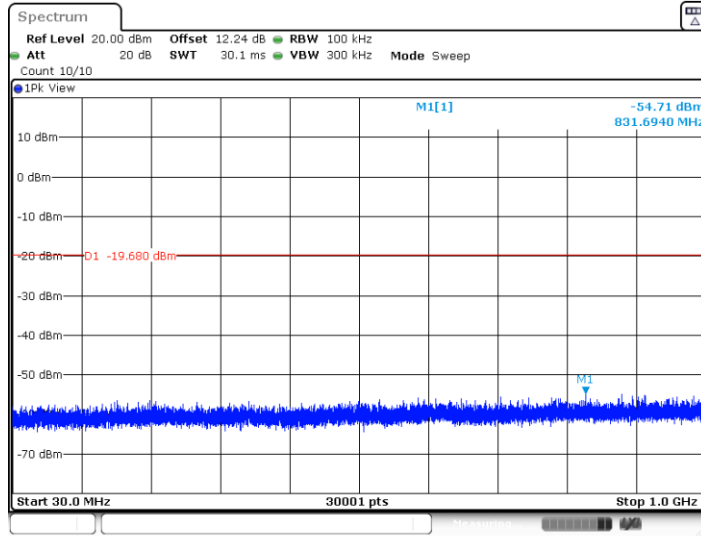
11AX20MIMO\_Ant0\_2432\_1000~26500



Date: 23.APR.2023 11:27:57

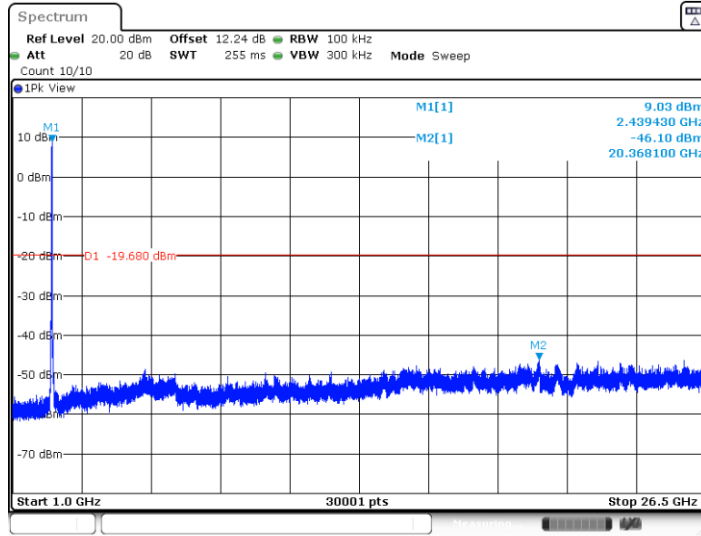


11AX20MIMO\_Ant1\_2432\_30~1000



Date: 23.APR.2023 11:29:46

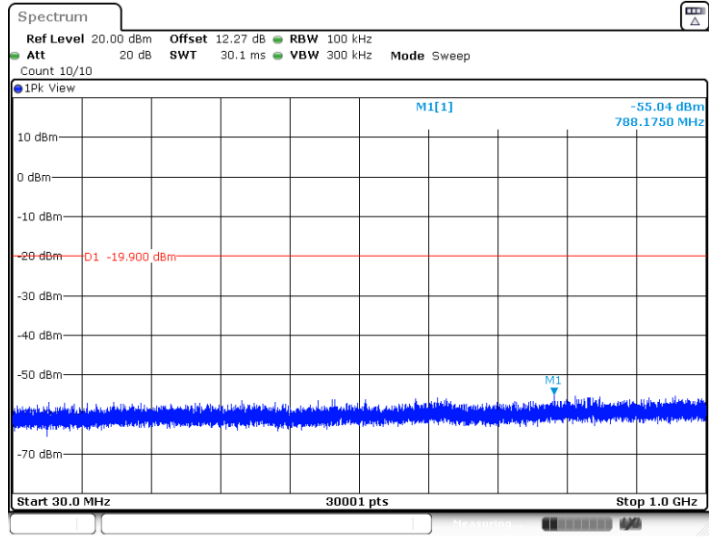
11AX20MIMO\_Ant1\_2432\_1000~26500



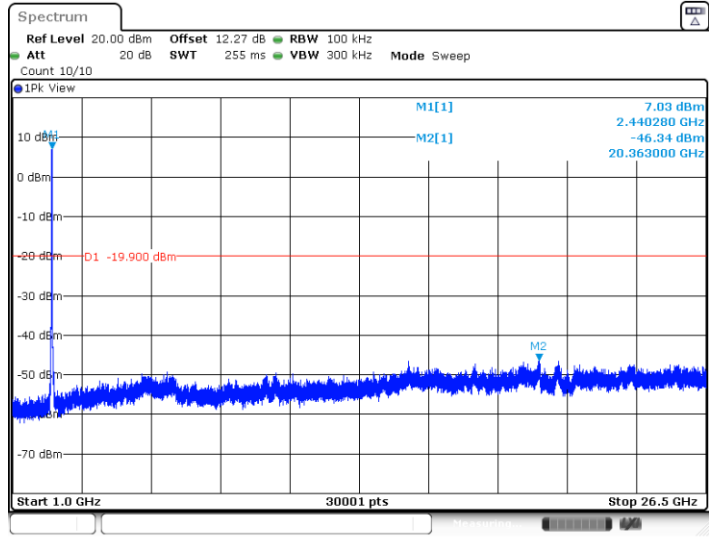
Date: 23.APR.2023 11:30:02



11AX20MIMO\_Ant2\_2432\_30~1000

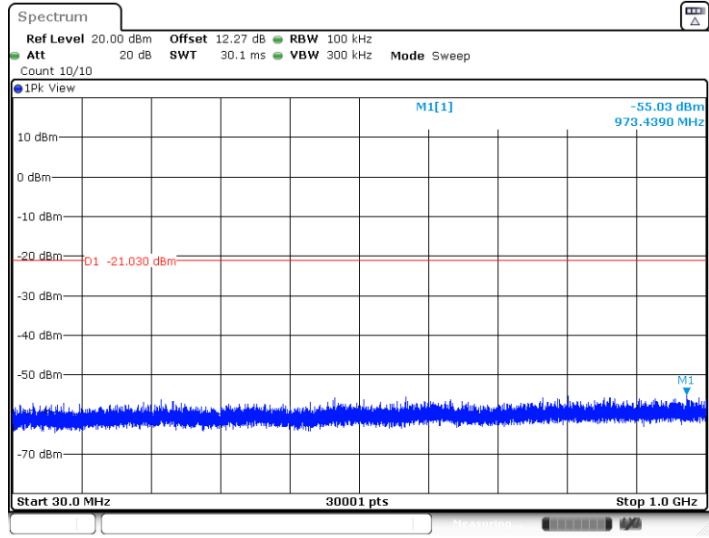


11AX20MIMO\_Ant2\_2432\_1000~26500



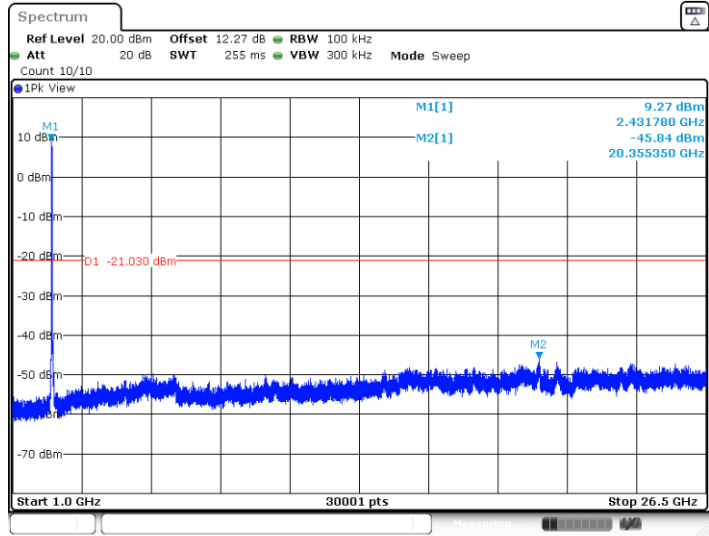


11AX20MIMO\_Ant0\_2437\_30~1000



Date: 19.APR.2023 13:25:47

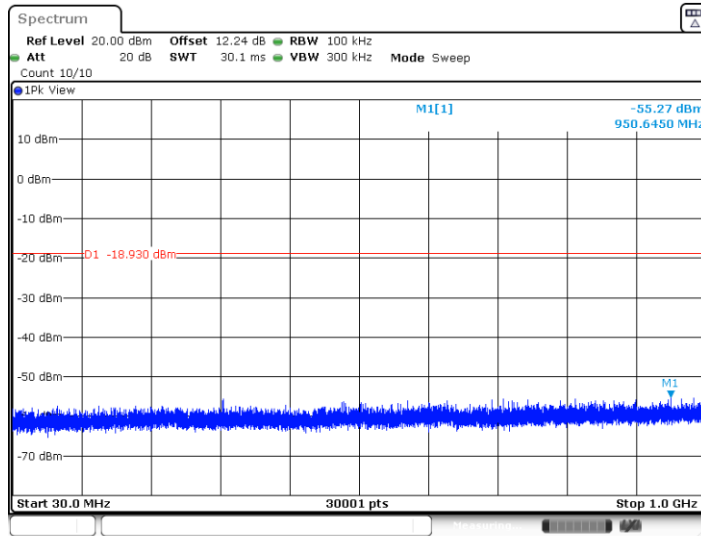
11AX20MIMO\_Ant0\_2437\_1000~26500



Date: 19.APR.2023 13:26:02

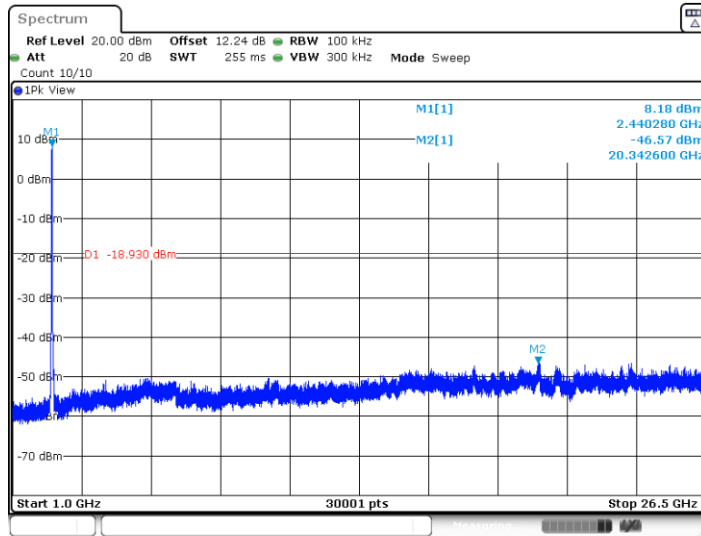


11AX20MIMO\_Ant1\_2437\_30~1000



Date: 19.APR.2023 13:27:20

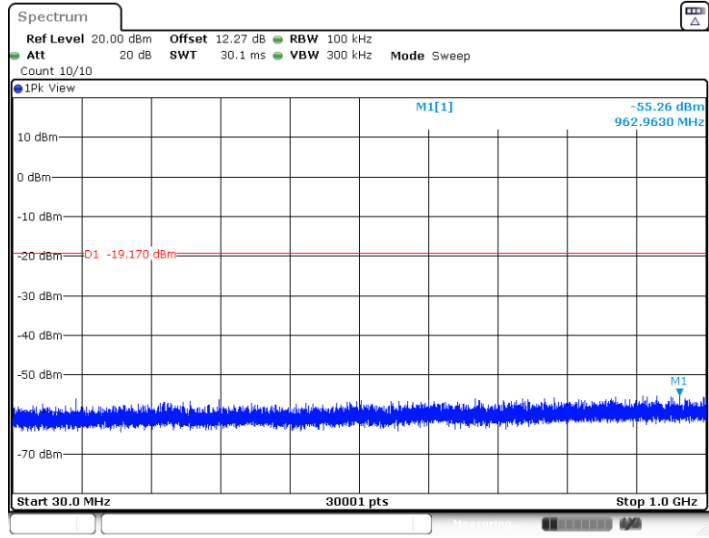
11AX20MIMO\_Ant1\_2437\_1000~26500



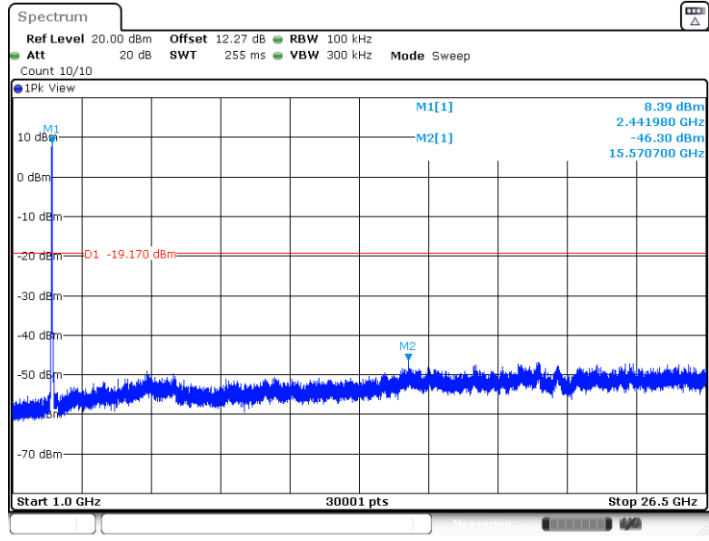
Date: 19.APR.2023 13:27:36

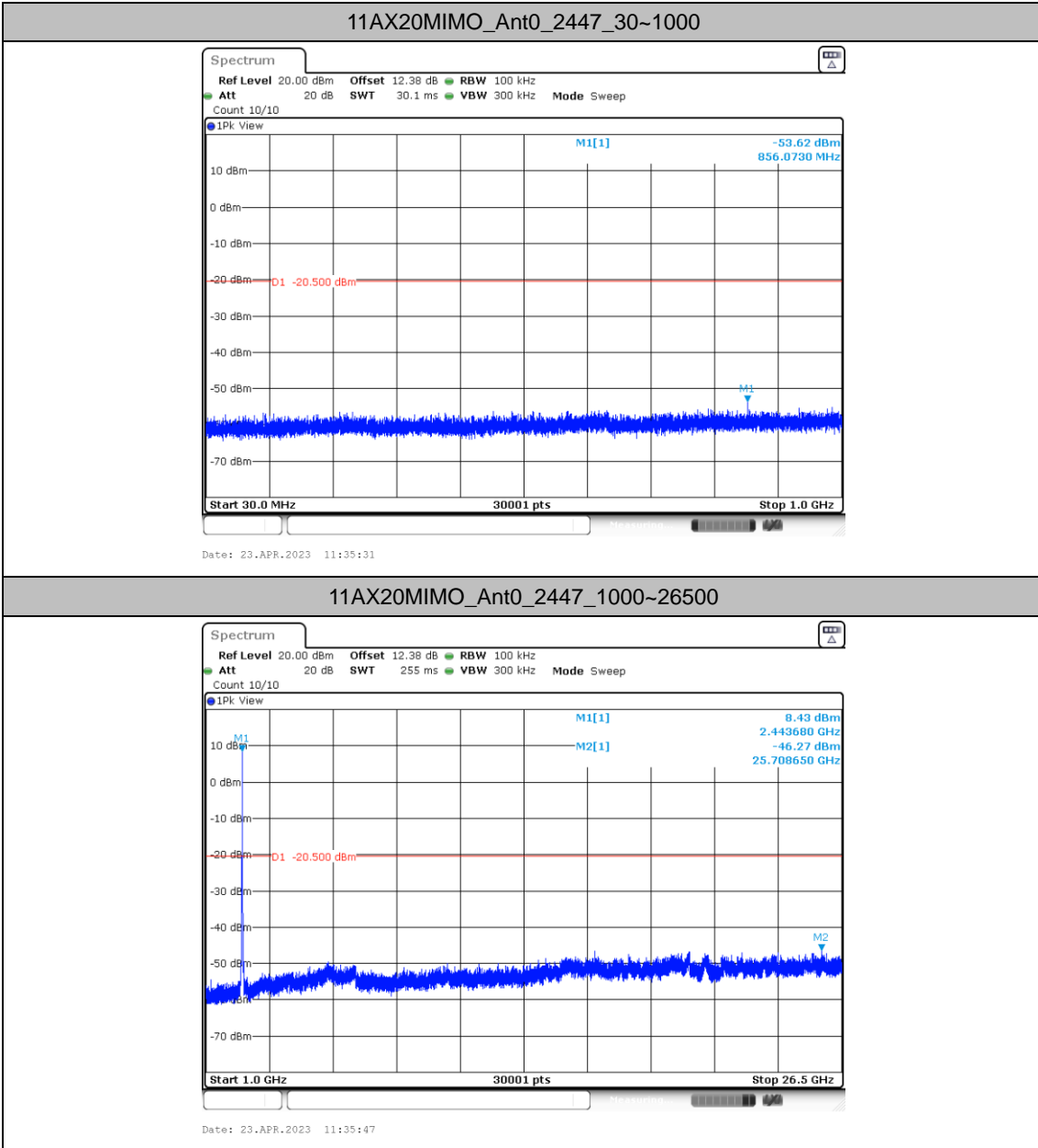


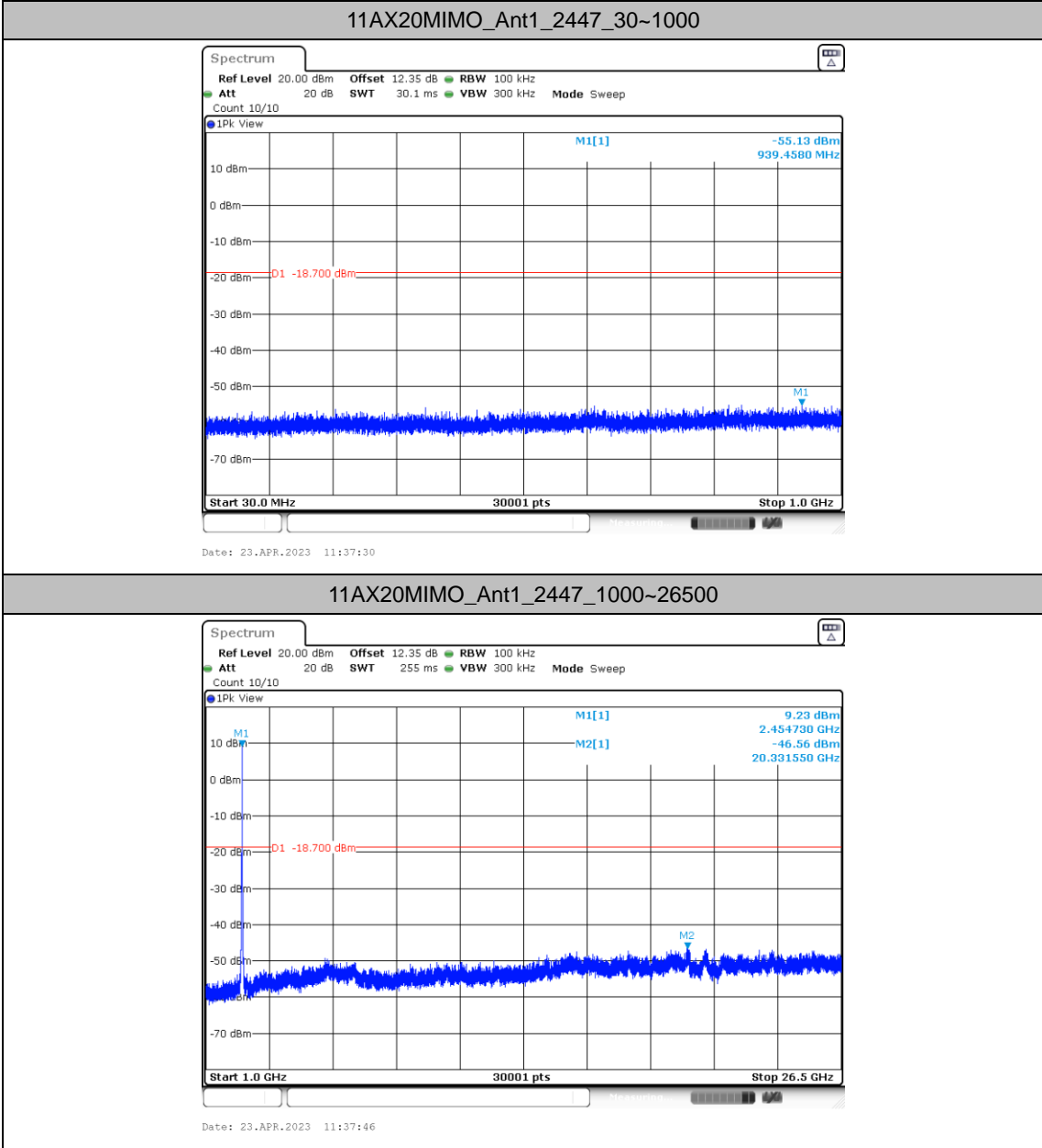
11AX20MIMO\_Ant2\_2437\_30~1000



11AX20MIMO\_Ant2\_2437\_1000~26500



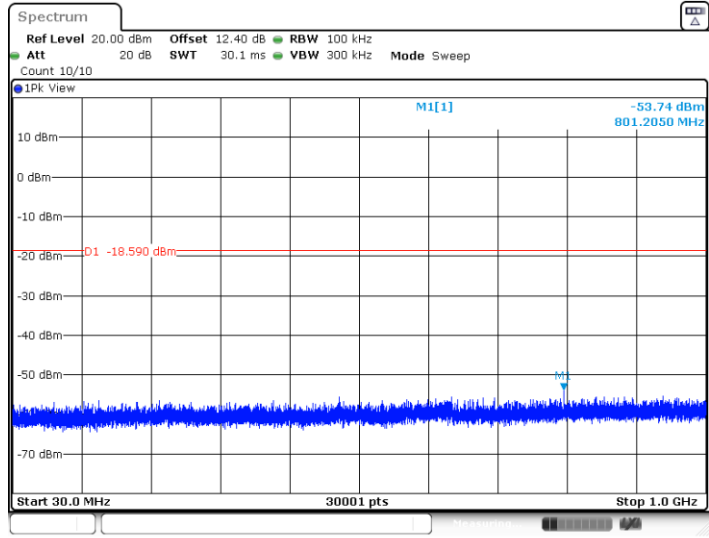




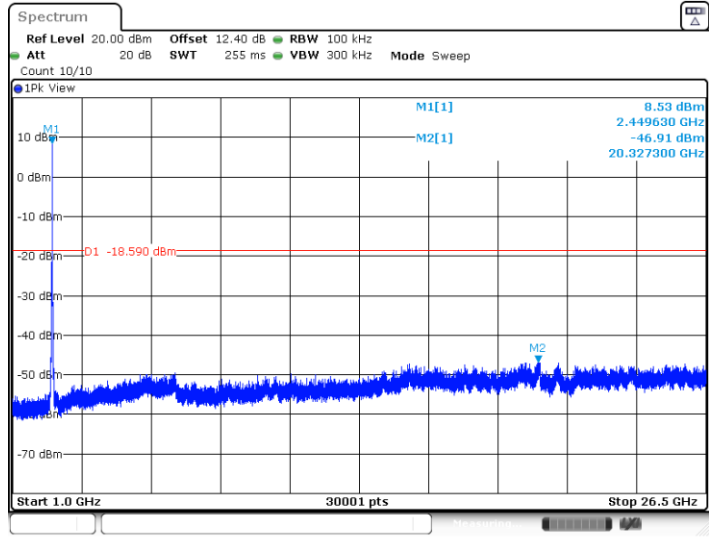




11AX20MIMO\_Ant2\_2447\_30~1000

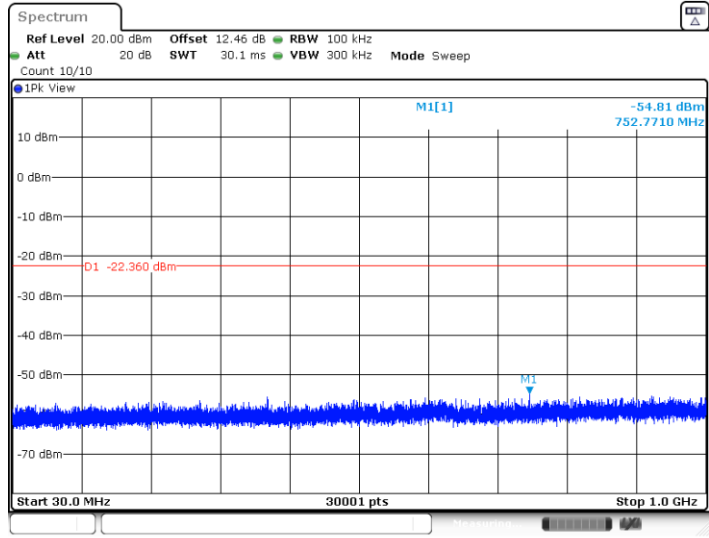


11AX20MIMO\_Ant2\_2447\_1000~26500



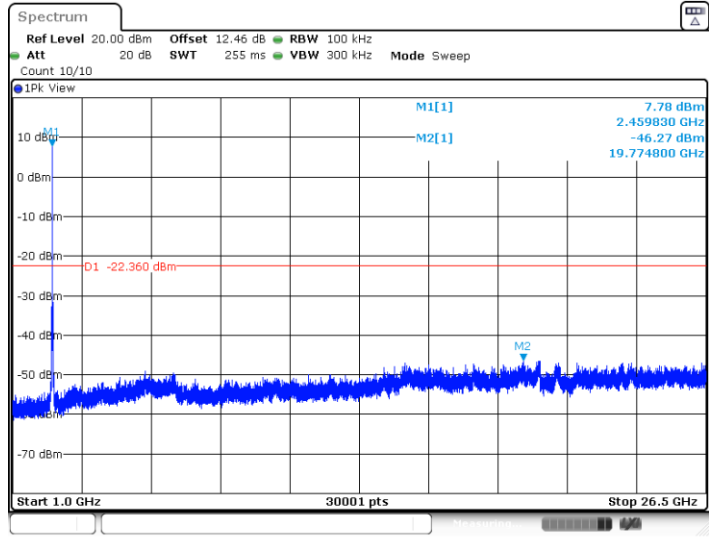


11AX20MIMO\_Ant0\_2452\_30~1000



Date: 23.APR.2023 11:42:11

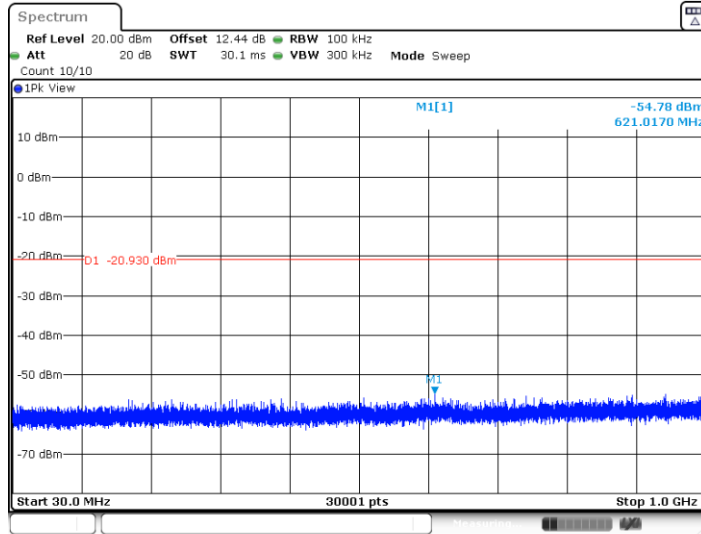
11AX20MIMO\_Ant0\_2452\_1000~26500



Date: 23.APR.2023 11:42:26

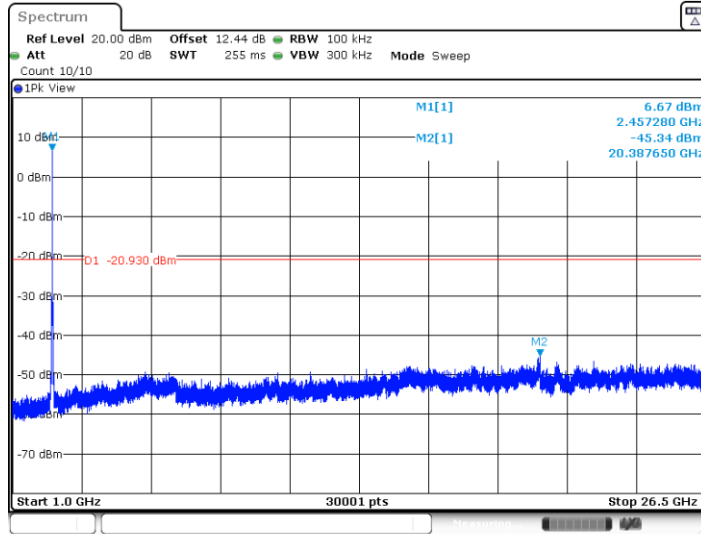


11AX20MIMO\_Ant1\_2452\_30~1000



Date: 23.APR.2023 11:44:10

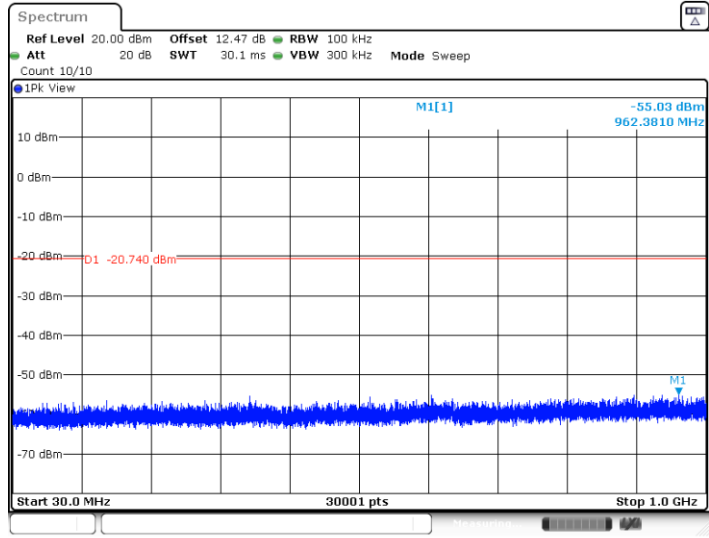
11AX20MIMO\_Ant1\_2452\_1000~26500



Date: 23.APR.2023 11:44:25

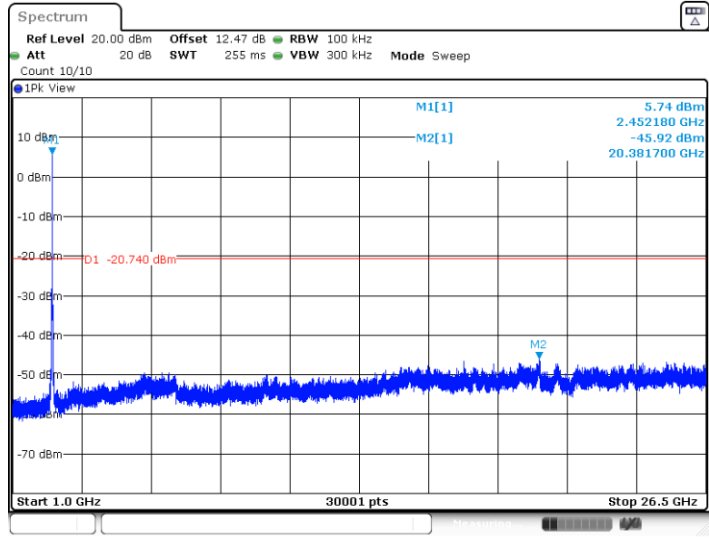


11AX20MIMO\_Ant2\_2452\_30~1000



Date: 23.APR.2023 11:46:08

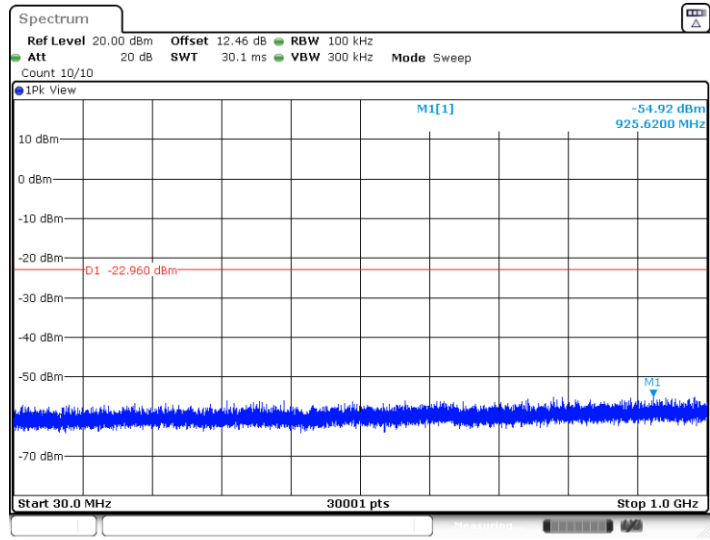
11AX20MIMO\_Ant2\_2452\_1000~26500



Date: 23.APR.2023 11:46:24

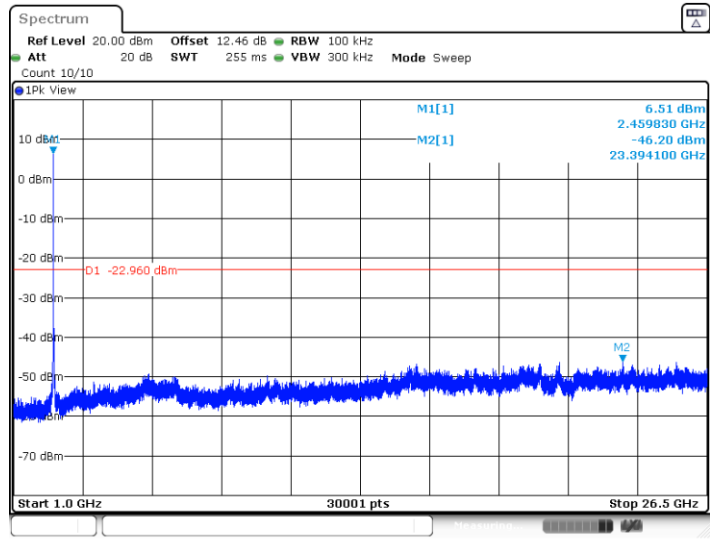


11AX20MIMO\_Ant0\_2457\_30~1000



Date: 23.APR.2023 11:49:21

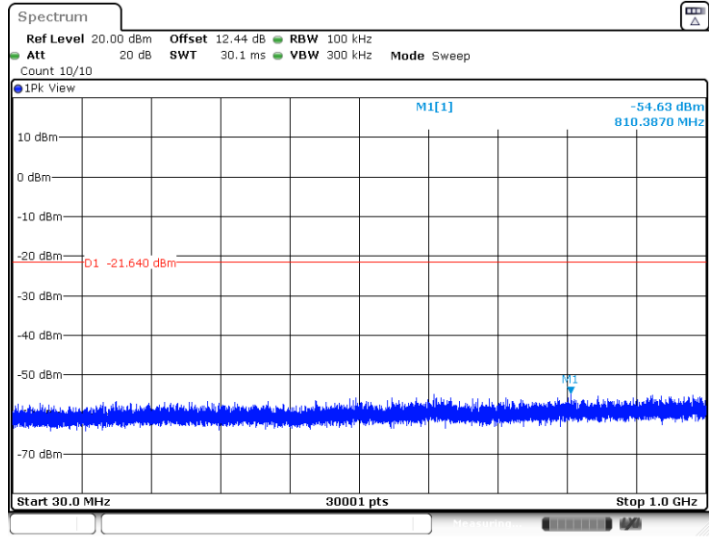
11AX20MIMO\_Ant0\_2457\_1000~26500



Date: 23.APR.2023 11:49:37

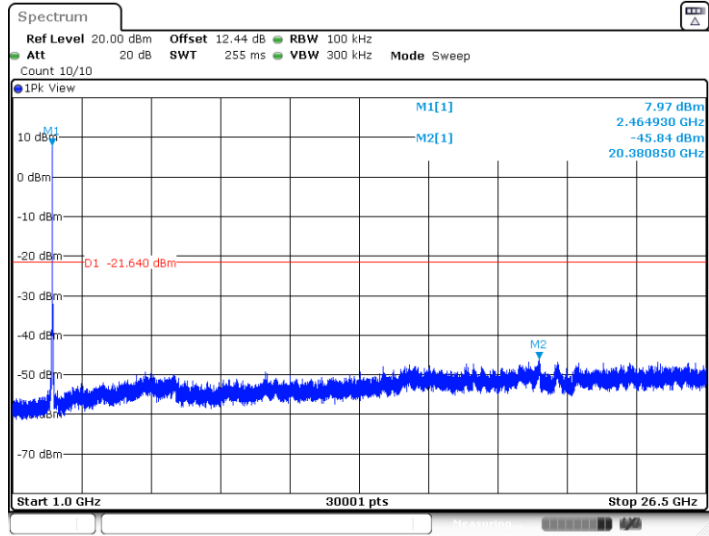


11AX20MIMO\_Ant1\_2457\_30~1000



Date: 23.APR.2023 11:51:20

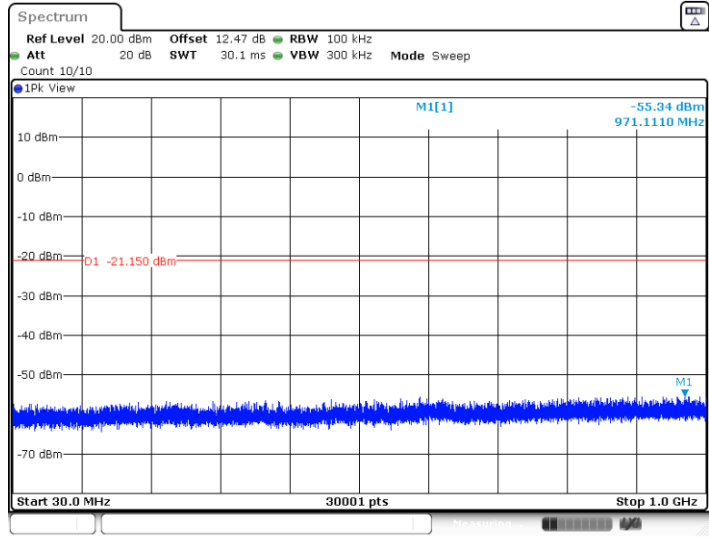
11AX20MIMO\_Ant1\_2457\_1000~26500



Date: 23.APR.2023 11:51:36

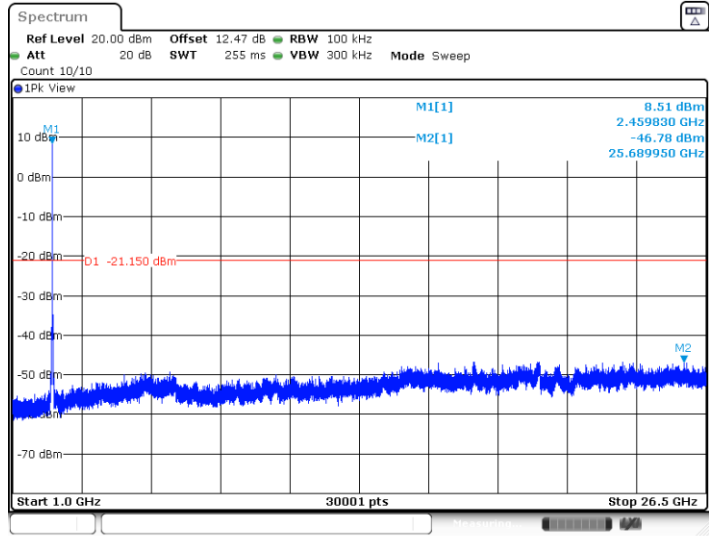


11AX20MIMO\_Ant2\_2457\_30~1000



Date: 23.APR.2023 11:53:13

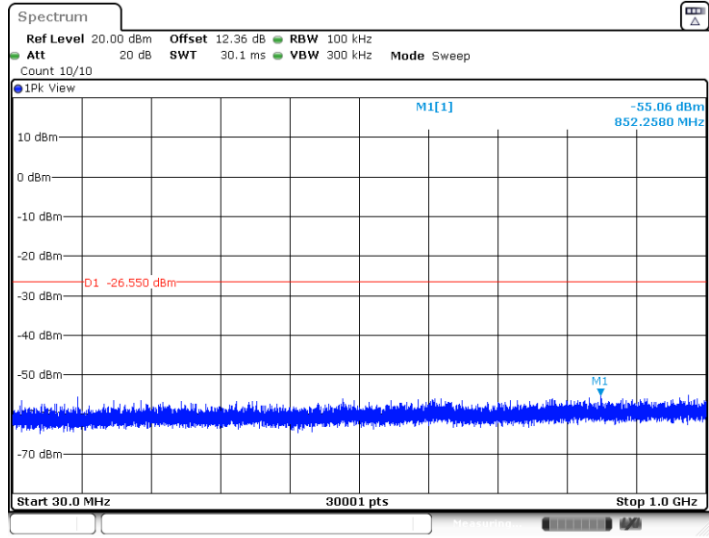
11AX20MIMO\_Ant2\_2457\_1000~26500



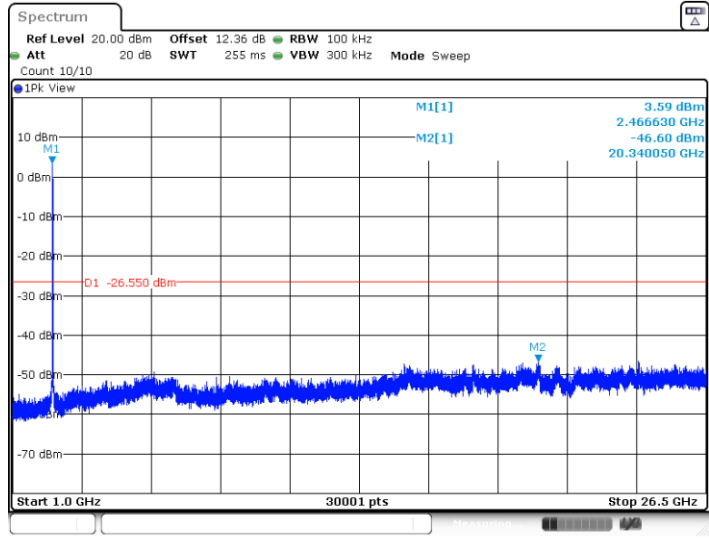
Date: 23.APR.2023 11:53:28



11AX20MIMO\_Ant0\_2462\_30~1000



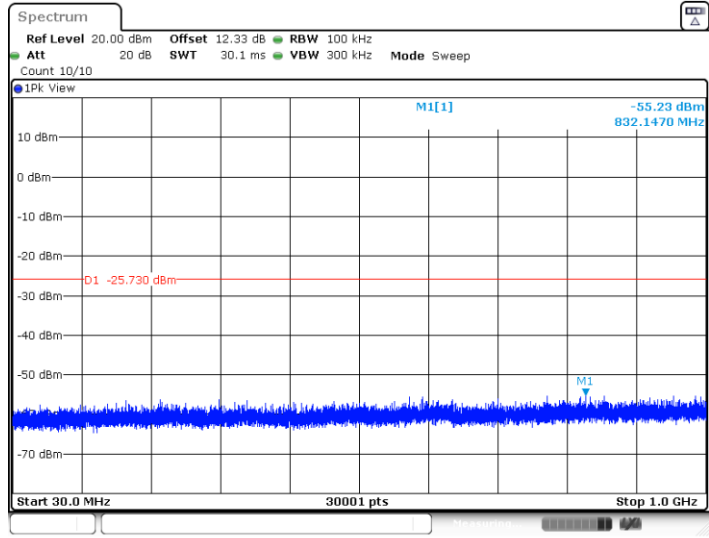
11AX20MIMO\_Ant0\_2462\_1000~26500





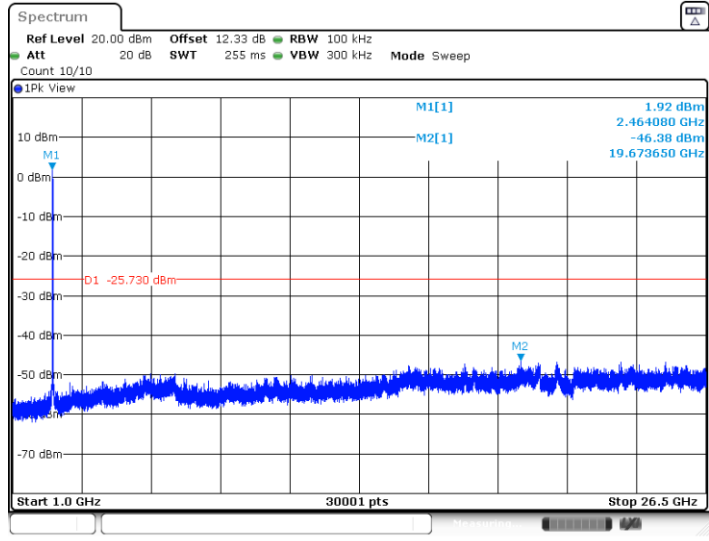


11AX20MIMO\_Ant1\_2462\_30~1000



Date: 19.APR.2023 13:33:14

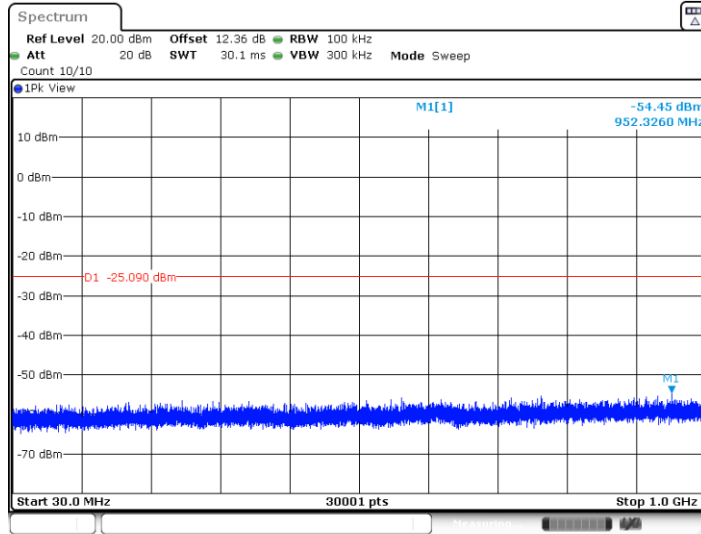
11AX20MIMO\_Ant1\_2462\_1000~26500



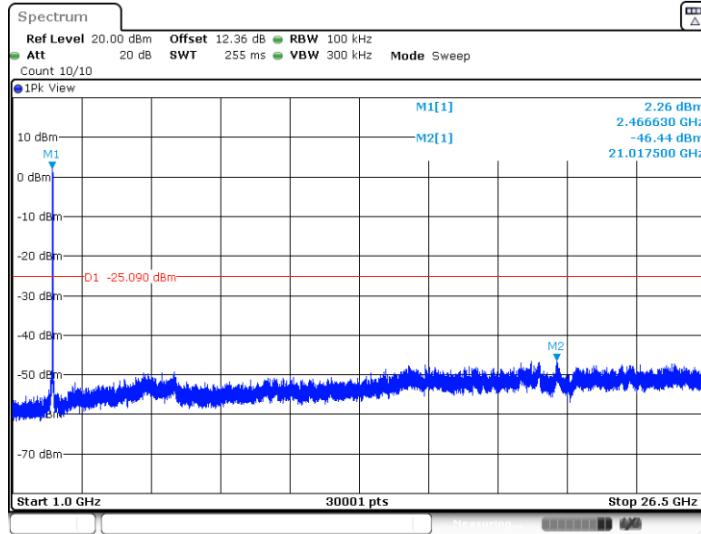
Date: 19.APR.2023 13:33:29



11AX20MIMO\_Ant2\_2462\_30~1000

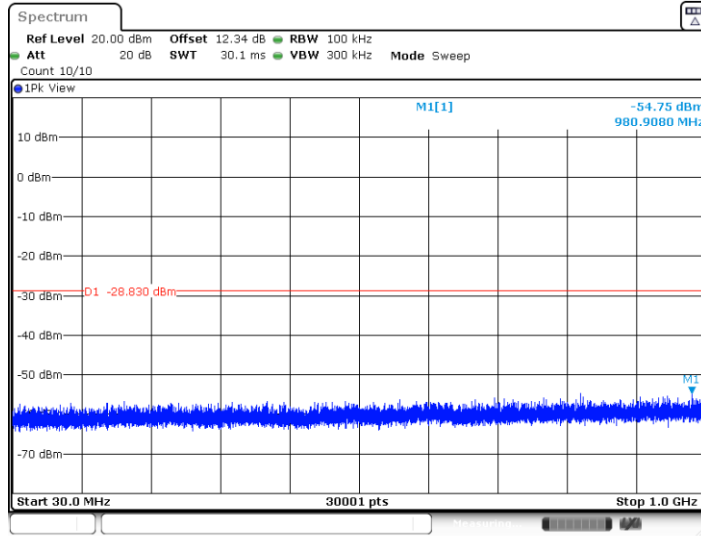


11AX20MIMO\_Ant2\_2462\_1000~26500

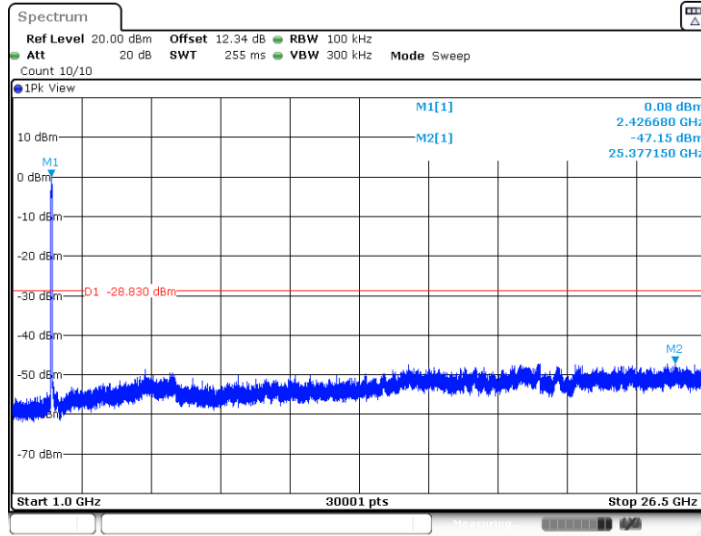




11AX40MIMO\_Ant0\_2422\_30~1000

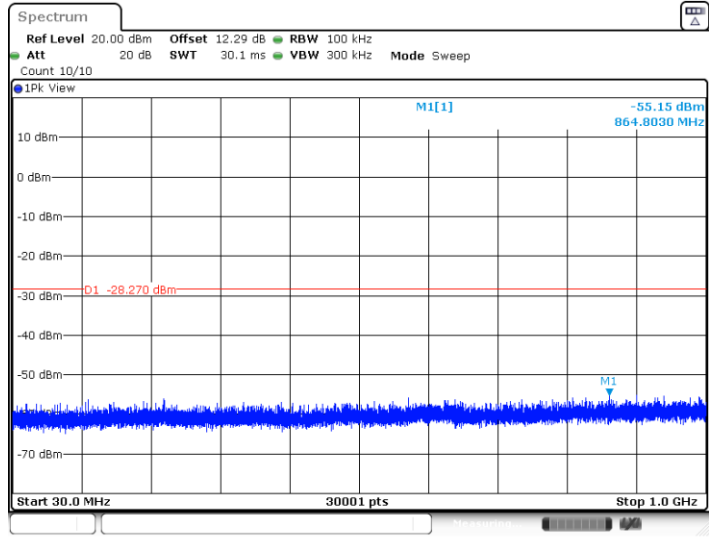


11AX40MIMO\_Ant0\_2422\_1000~26500

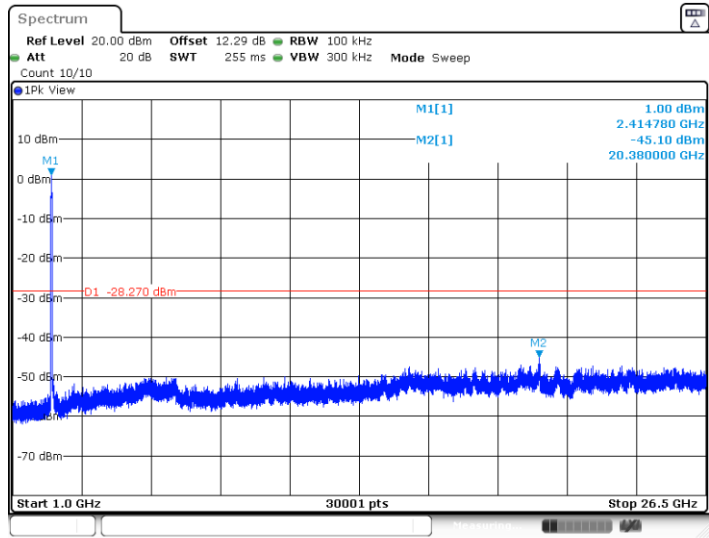




11AX40MIMO\_Ant1\_2422\_30~1000

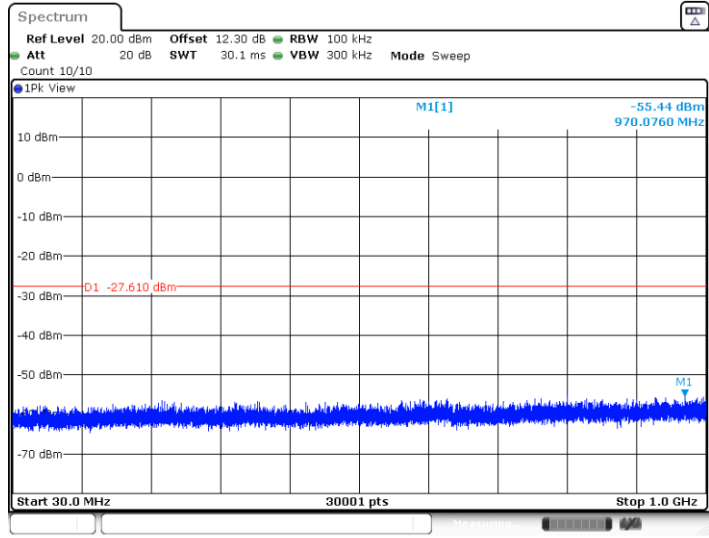


11AX40MIMO\_Ant1\_2422\_1000~26500



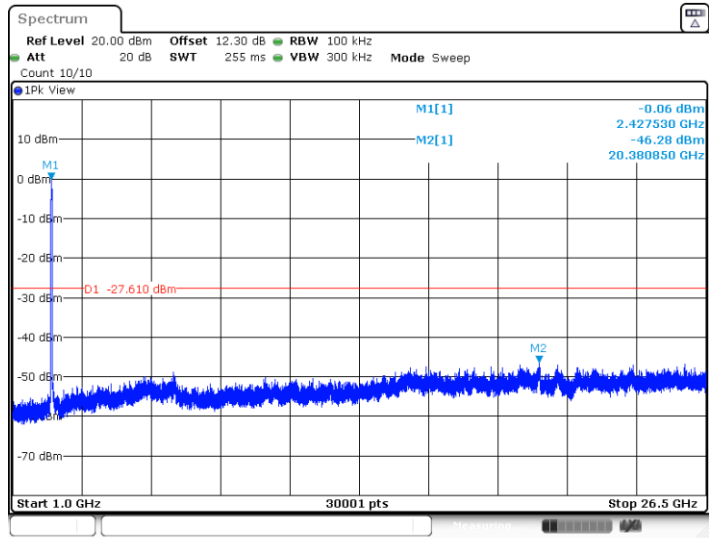


11AX40MIMO\_Ant2\_2422\_30~1000



Date: 19.APR.2023 13:42:02

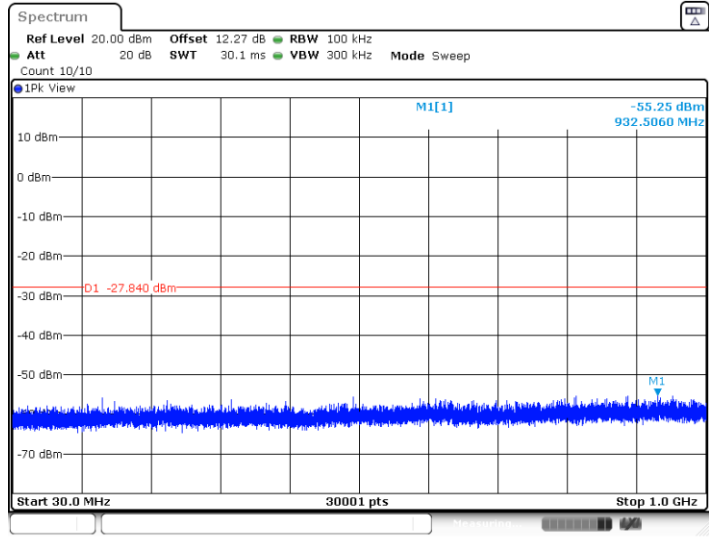
11AX40MIMO\_Ant2\_2422\_1000~26500



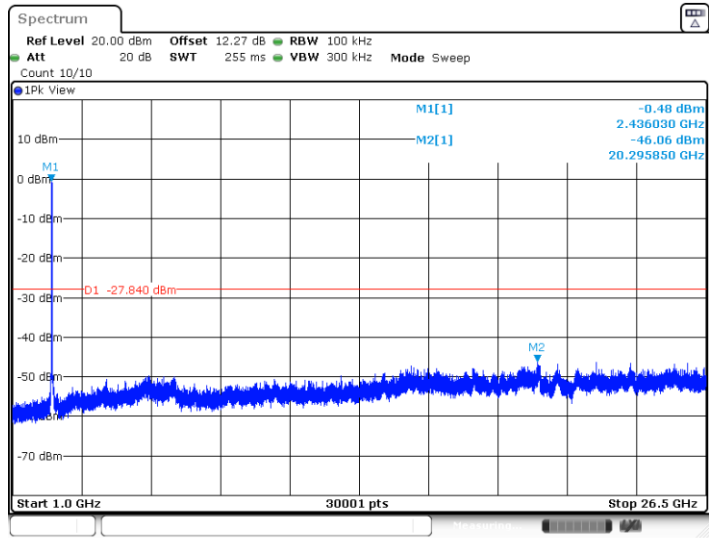
Date: 19.APR.2023 13:42:17



11AX40MIMO\_Ant0\_2437\_30~1000

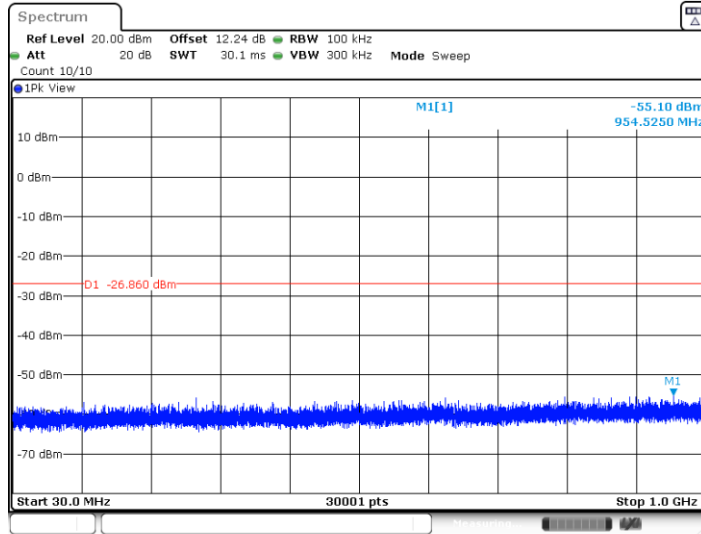


11AX40MIMO\_Ant0\_2437\_1000~26500

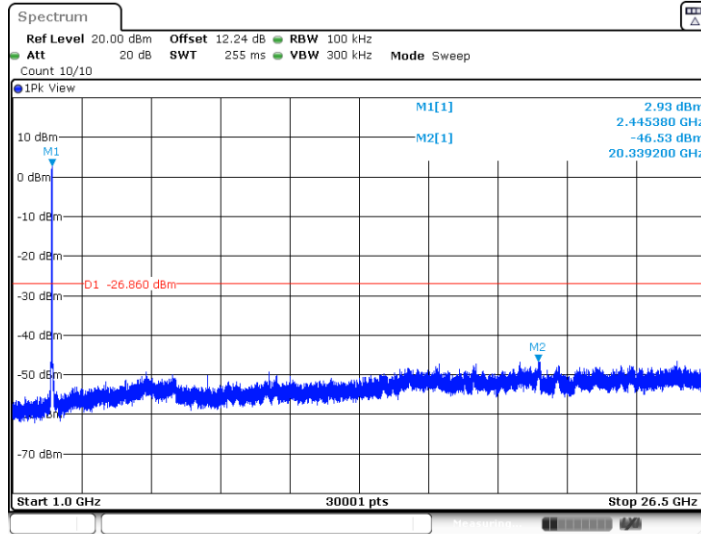




11AX40MIMO\_Ant1\_2437\_30~1000

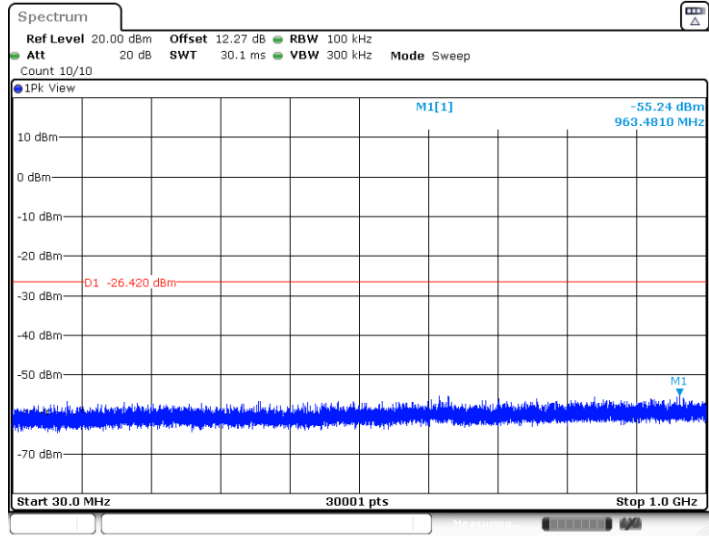


11AX40MIMO\_Ant1\_2437\_1000~26500



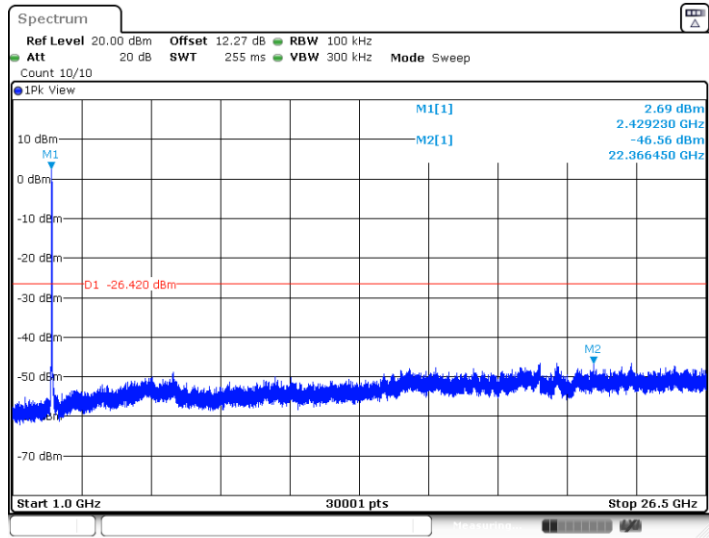


11AX40MIMO\_Ant2\_2437\_30~1000



Date: 19.APR.2023 13:46:29

11AX40MIMO\_Ant2\_2437\_1000~26500

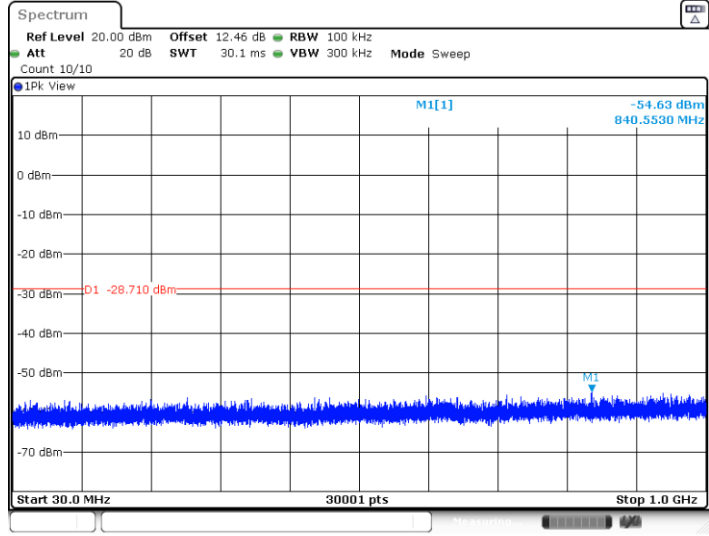


Date: 19.APR.2023 13:46:44



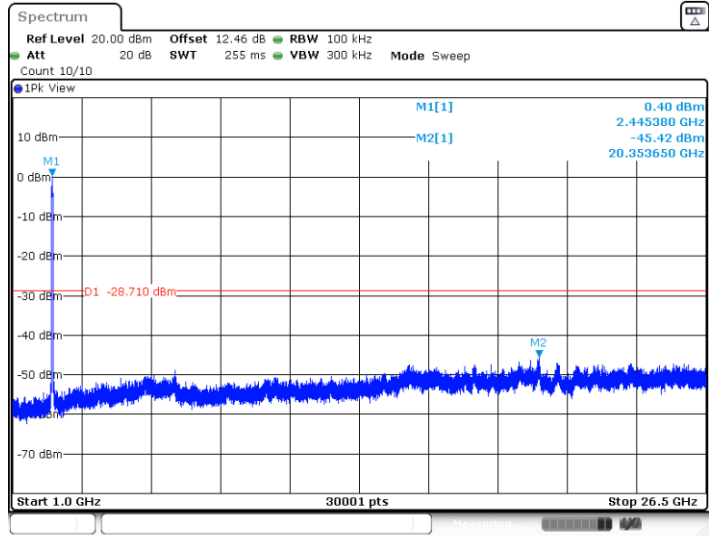


11AX40MIMO\_Ant0\_2452\_30~1000



Date: 19.APR.2023 14:01:36

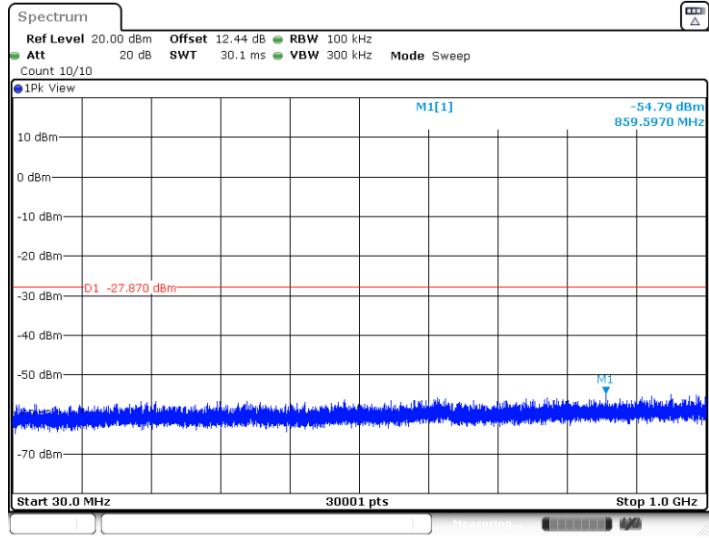
11AX40MIMO\_Ant0\_2452\_1000~26500



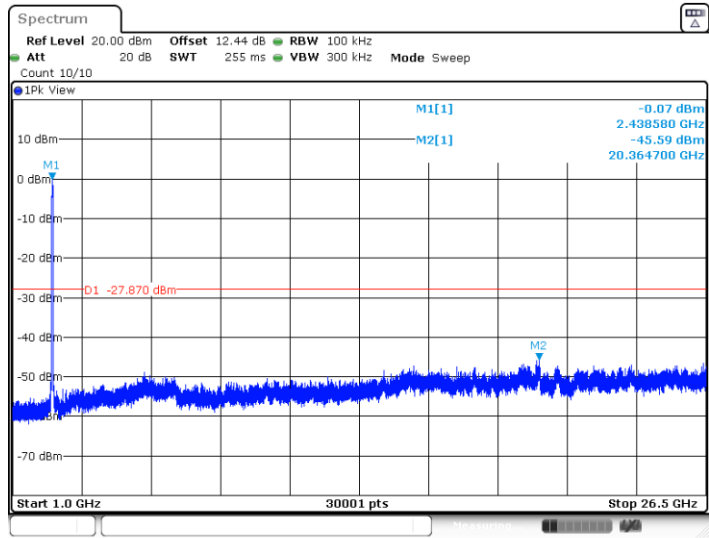
Date: 19.APR.2023 14:01:51



11AX40MIMO\_Ant1\_2452\_30~1000

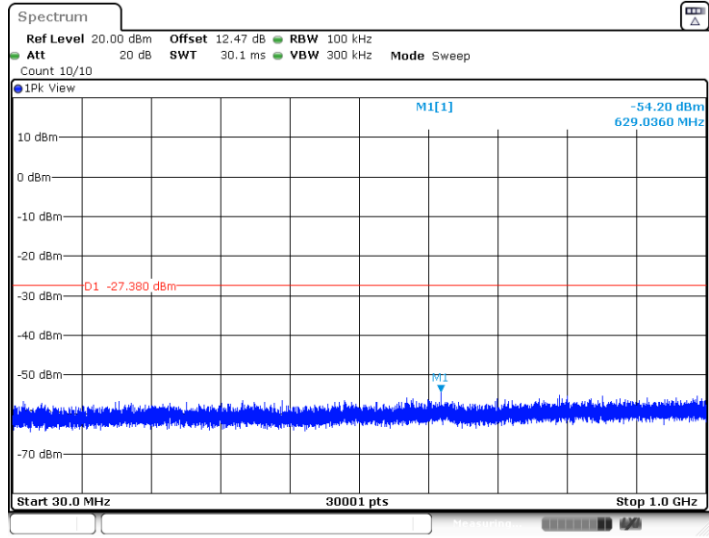


11AX40MIMO\_Ant1\_2452\_1000~26500



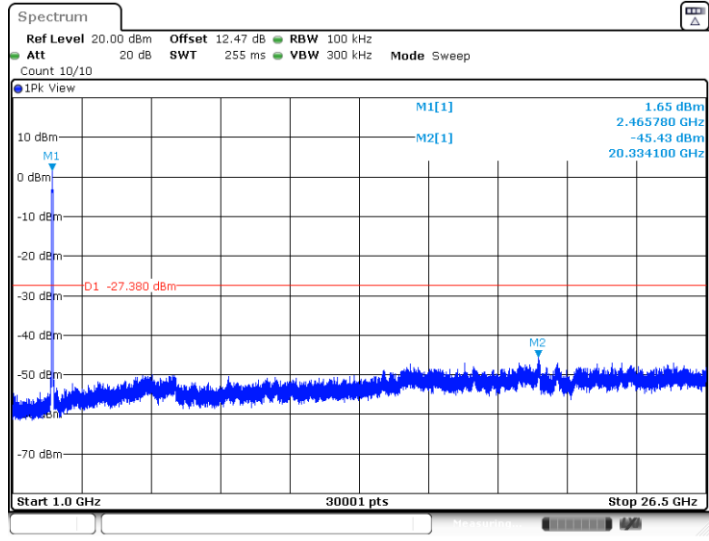


11AX40MIMO\_Ant2\_2452\_30~1000



Date: 19.APR.2023 14:05:10

11AX40MIMO\_Ant2\_2452\_1000~26500

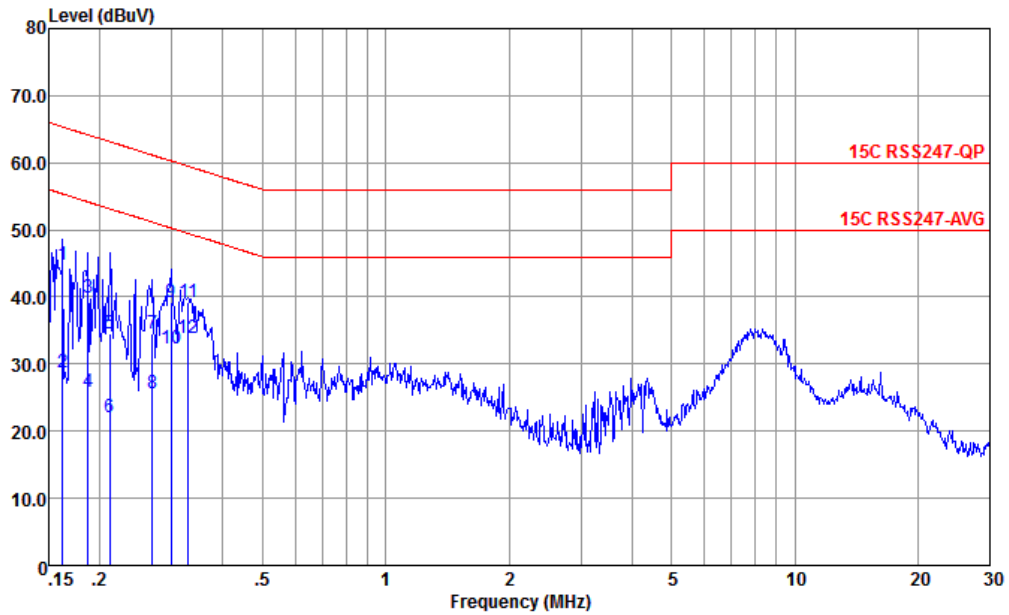


Date: 19.APR.2023 14:05:26



## Appendix B. AC Conducted Emission Test Results

Test Engineer :	Amos Zhang	Temperature :	25.3~26.2°C
		Relative Humidity :	38~40%
Test Voltage :	120Vac / 60Hz	Phase :	Line
Remark :	All emissions not reported here are more than 10 dB below the prescribed limit.		

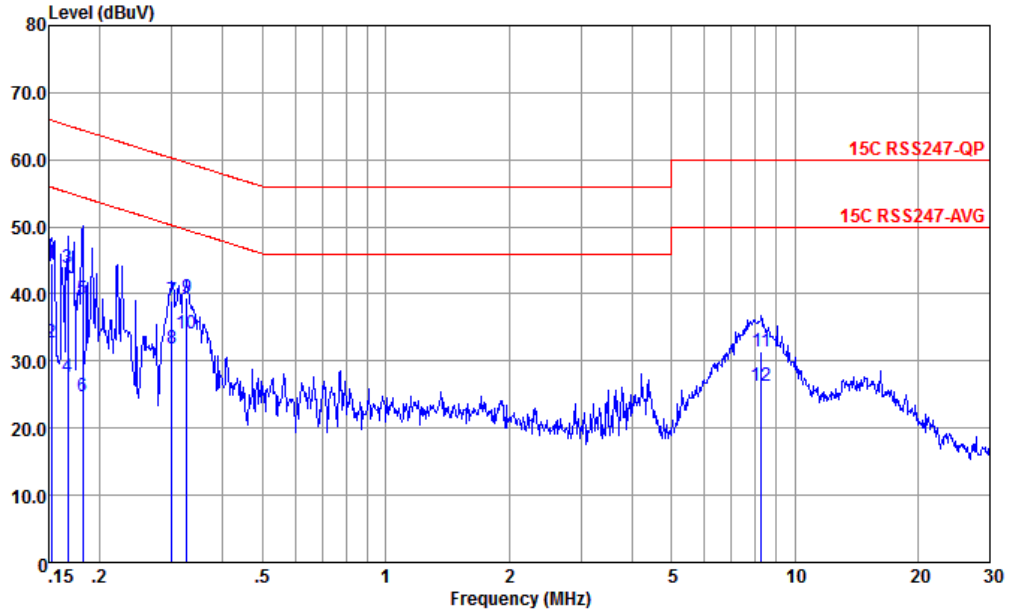


Site : CO01-KS  
 Condition : 15C RSS247-QP LISN-060105-LINE LINE

	Freq	Level	Over	Limit	Read	LISN	Cable	Remark
	MHz	dBuV	Limit	Line	Level	Factor	Loss	
			dB	dBuV	dBuV	dB	dB	
1	0.162	44.68	-20.66	65.34	34.19	0.06	10.43	QP
2	0.162	28.68	-26.66	55.34	18.19	0.06	10.43	Average
3	0.187	39.95	-24.20	64.15	29.50	0.03	10.42	QP
4	0.187	25.75	-28.40	54.15	15.30	0.03	10.42	Average
5	0.212	34.64	-28.50	63.14	24.20	0.03	10.41	QP
6	0.212	22.04	-31.10	53.14	11.60	0.03	10.41	Average
7	0.269	34.62	-26.54	61.16	24.20	0.05	10.37	QP
8	0.269	25.52	-26.64	51.16	15.10	0.05	10.37	Average
9	0.299	39.31	-20.97	60.28	28.90	0.06	10.35	QP
10	0.299	32.31	-17.97	50.28	21.90	0.06	10.35	Average
11	0.329	39.18	-20.31	59.49	28.81	0.04	10.33	QP
12 *	0.329	33.78	-15.71	49.49	23.41	0.04	10.33	Average



Test Engineer :	Amos Zhang	Temperature :	25.3~26.2°C
		Relative Humidity :	38~40%
Test Voltage :	120Vac / 60Hz	Phase :	Neutral
Remark :	All emissions not reported here are more than 10 dB below the prescribed limit.		



Site : CO01-KS  
 Condition : 15C RSS247-QP LISN-060105-NEUTRAL NEUTRAL

	Freq	Level	Over	Limit	Read	LISN	Cable	Remark
	MHz	dBuV	Limit	Line	Level	Factor	Loss	
			dB	dBuV	dBuV	dB	dB	
1	0.152	44.66	-21.21	65.87	34.20	0.03	10.43	QP
2	0.152	32.66	-23.21	55.87	22.20	0.03	10.43	Average
3	0.167	43.96	-21.16	65.12	33.49	0.04	10.43	QP
4	0.167	27.66	-27.46	55.12	17.19	0.04	10.43	Average
5	0.182	39.27	-25.15	64.42	28.81	0.04	10.42	QP
6	0.182	24.67	-29.75	54.42	14.21	0.04	10.42	Average
7	0.300	38.90	-21.34	60.24	28.60	-0.05	10.35	QP
8	0.300	31.90	-18.34	50.24	21.60	-0.05	10.35	Average
9	0.327	39.48	-20.05	59.53	29.21	-0.06	10.33	QP
10 *	0.327	34.17	-15.36	49.53	23.90	-0.06	10.33	Average
11	8.279	31.48	-28.52	60.00	21.19	-0.15	10.44	QP
12	8.279	26.18	-23.82	50.00	15.89	-0.15	10.44	Average

Note:

- Level(dBμV) = Read Level(dBμV) + LISN Factor(dB) + Cable Loss(dB)
- Over Limit(dB) = Level(dBμV) – Limit Line(dBμV)



### Appendix C. Radiated Spurious Emission

Test Engineer :	Carry Xu	Relative Humidity :	41~42%
		Temperature :	22~23°C

### Radiated Spurious Emission Test Modes

Mode	Band (MHz)	Antenna	Modulation	Channel	Frequency	Data Rate	RU	Remark
Mode 1	2400-2483.5	CDD 1S3T	802.11b	01	2412	1Mbps	-	-
Mode 2	2400-2483.5	CDD 1S3T	802.11b	02	2417	1Mbps	-	-
Mode 3	2400-2483.5	CDD 1S3T	802.11b	03	2422	1Mbps	-	-
Mode 4	2400-2483.5	CDD 1S3T	802.11b	06	2437	1Mbps	-	-
Mode 5	2400-2483.5	CDD 1S3T	802.11b	11	2462	1Mbps	-	-
Mode 6	2400-2483.5	CDD 1S3T	802.11g	01	2412	6Mbps	-	-
Mode 7	2400-2483.5	CDD 1S3T	802.11g	02	2417	6Mbps	-	-
Mode 8	2400-2483.5	CDD 1S3T	802.11g	03	2422	6Mbps	-	-
Mode 9	2400-2483.5	CDD 1S3T	802.11g	04	2427	6Mbps	-	-
Mode 10	2400-2483.5	CDD 1S3T	802.11g	05	2432	6Mbps	-	-
Mode 11	2400-2483.5	CDD 1S3T	802.11g	06	2437	6Mbps	-	-



### Radiated Spurious Emission Test Modes

Mode	Band (MHz)	Antenna	Modulation	Channel	Frequency	Data Rate	RU	Remark
Mode 12	2400-2483.5	CDD 1S3T	802.11g	8	2447	6Mbps	-	-
Mode 13	2400-2483.5	CDD 1S3T	802.11g	9	2452	6Mbps	-	-
Mode 14	2400-2483.5	CDD 1S3T	802.11g	10	2457	6Mbps	-	-
Mode 15	2400-2483.5	CDD 1S3T	802.11g	11	2462	6Mbps	-	-
Mode 16	2400-2483.5	CDD 1S3T	802.11ax HE20	01	2412	MCS0	-	-
Mode 17	2400-2483.5	CDD 1S3T	802.11ax HE20	02	2417	MCS0	-	-
Mode 18	2400-2483.5	CDD 1S3T	802.11ax HE20	03	2422	MCS0	-	-
Mode 19	2400-2483.5	CDD 1S3T	802.11ax HE20	04	2427	MCS0	-	-
Mode 20	2400-2483.5	CDD 1S3T	802.11ax HE20	05	2432	MCS0	-	-
Mode 21	2400-2483.5	CDD 1S3T	802.11ax HE20	06	2437	MCS0	-	-
Mode 22	2400-2483.5	CDD 1S3T	802.11ax HE20	08	2447	MCS0	-	-



### Radiated Spurious Emission Test Modes

Mode	Band (MHz)	Antenna	Modulation	Channel	Frequency	Data Rate	RU	Remark
Mode 23	2400-2483.5	CDD 1S3T	802.11ax HE20	09	2452	MCS0	-	-
Mode 24	2400-2483.5	CDD 1S3T	802.11ax HE20	10	2457	MCS0	-	-
Mode 25	2400-2483.5	CDD 1S3T	802.11ax HE20	11	2462	MCS0	-	-
Mode 26	2400-2483.5	CDD 1S3T	802.11ax HE40	03	2422	MCS0	-	-
Mode 27	2400-2483.5	CDD 1S3T	802.11ax HE40	06	2437	MCS0	-	-
Mode 28	2400-2483.5	CDD 1S3T	802.11ax HE40	09	2452	MCS0	-	-

**Remark:** For Radiated Test Cases, The tests were performance with Adapter.





### Summary of each worse mode

Mode	Modulation	Ch.	Freq. (MHz)	Level (dBuV/m)	Limit (dBuV/m)	Margin (dB)	Pol.	Peak Avg.	Result	Remark
1	802.11b	01	2389.69	52.30	54.00	-1.70	H	Average	Pass	Band Edge
	802.11b	01	4824.00	42.82	74.00	-31.18	H	PEAK	Pass	Harmonic
2	802.11b	02	2389.99	52.69	54.00	-1.31	H	AVERAGE	Pass	Band Edge
	802.11b	02	-	-	-	-	-	-	-	Harmonic
3	802.11b	03	2389.50	52.34	54.00	-1.66	H	AVERAGE	Pass	Band Edge
	802.11b	03	-	-	-	-	-	-	-	Harmonic
4	802.11b	06	2388.74	51.88	54.00	-2.12	H	AVERAGE	Pass	Band Edge
	802.11b	06	9748.00	53.03	54.00	-0.97	V	Average	Pass	Harmonic
5	802.11b	11	2483.50	52.28	54.00	-1.72	V	AVERAGE	Pass	Band Edge
	802.11b	11	9848.00	52.99	54.00	-1.01	V	Average	Pass	Harmonic
6	802.11g	01	2389.50	53.06	54.00	-0.94	H	Average	Pass	Band Edge



### Summary of each worse mode

Mode	Modulation	Ch.	Freq. (MHz)	Level (dBuV/m)	Limit (dBuV/m)	Margin (dB)	Pol.	Peak Avg.	Result	Remark
6	802.11g	01	4824.00	42.44	74.00	-31.56	V	PEAK	Pass	Harmonic
7	802.11g	02	2388.07	73.29	74.00	-0.71	H	PEAK	Pass	Band Edge
	802.11g	02	-	-	-	-	-	-	-	Harmonic
8	802.11g	03	2389.99	71.85	74.00	-2.15	V	PEAK	Pass	Band Edge
	802.11g	03	-	-	-	-	-	-	-	Harmonic
9	802.11g	04	2389.99	53.40	54.00	-0.60	V	AVERAGE	Pass	Band Edge
	802.11g	04	-	-	-	-	-	-	-	Harmonic
10	802.11g	05	2389.99	52.16	54.00	-1.84	V	AVERAGE	Pass	Band Edge
	802.11g	05	-	-	-	-	-	-	-	Harmonic
11	802.11g	06	2389.69	52.04	54.00	-1.96	H	AVERAGE	Pass	Band Edge
	802.11g	06	7311.00	48.88	74.00	-25.12	V	PEAK	Pass	Harmonic



### Summary of each worse mode

Mode	Modulation	Ch.	Freq. (MHz)	Level (dBuV/m)	Limit (dBuV/m)	Margin (dB)	Pol.	Peak Avg.	Result	Remark
12	802.11g	8	2485.70	52.20	54.00	-1.80	H	AVERAGE	Pass	Band Edge
	802.11g	8	-	-	-	-	-	-	-	Harmonic
13	802.11g	9	2483.79	53.17	54.00	-0.83	V	AVERAGE	Pass	Band Edge
	802.11g	9	-	-	-	-	-	-	-	Harmonic
14	802.11g	10	2483.50	53.14	54.00	-0.86	V	AVERAGE	Pass	Band Edge
	802.11g	10	-	-	-	-	-	-	-	Harmonic
15	802.11g	11	2483.50	73.26	74.00	-0.74	H	PEAK	Pass	Band Edge
	802.11g	11	9848.00	46.84	74.00	-27.16	V	PEAK	Pass	Harmonic
16	802.11ax HE20	01	2389.63	52.54	54.00	-1.46	H	Average	Pass	Band Edge
	802.11ax HE20	01	4824.00	42.18	74.00	-31.82	H	PEAK	Pass	Harmonic
17	802.11ax HE20	02	2389.98	53.08	54.00	-0.92	H	AVERAGE	Pass	Band Edge



### Summary of each worse mode

Mode	Modulation	Ch.	Freq. (MHz)	Level (dBuV/m)	Limit (dBuV/m)	Margin (dB)	Pol.	Peak Avg.	Result	Remark
17	802.11ax HE20	02	-	-	-	-	-	-	-	Harmonic
18	802.11ax HE20	03	2388.72	52.74	54.00	-1.26	H	AVERAGE	Pass	Band Edge
	802.11ax HE20	03	-	-	-	-	-	-	-	Harmonic
19	802.11ax HE20	04	2388.07	53.56	54.00	-0.44	V	AVERAGE	Pass	Band Edge
	802.11ax HE20	04	-	-	-	-	-	-	-	Harmonic
20	802.11ax HE20	05	2389.24	53.15	54.00	-0.85	V	AVERAGE	Pass	Band Edge
	802.11ax HE20	05	-	-	-	-	-	-	-	Harmonic
21	802.11ax HE20	06	2387.28	52.45	54.00	-1.55	V	AVERAGE	Pass	Band Edge
	802.11ax HE20	06	9748.00	51.65	54.00	-2.35	V	Average	Pass	Harmonic
22	802.11ax HE20	08	2485.88	52.48	54.00	-1.52	H	AVERAGE	Pass	Band Edge
	802.11ax HE20	08	-	-	-	-	-	-	-	Harmonic



### Summary of each worse mode

Mode	Modulation	Ch.	Freq. (MHz)	Level (dBuV/m)	Limit (dBuV/m)	Margin (dB)	Pol.	Peak Avg.	Result	Remark
23	802.11ax HE20	09	2484.81	52.47	54.00	-1.53	H	AVERAGE	Pass	Band Edge
	802.11ax HE20	09	-	-	-	-	-	-	-	Harmonic
24	802.11ax HE20	10	2483.50	53.56	54.00	-0.44	H	AVERAGE	Pass	Band Edge
	802.11ax HE20	10	-	-	-	-	-	-	-	Harmonic
25	802.11ax HE20	11	2484.86	52.12	54.00	-1.88	H	AVERAGE	Pass	Band Edge
	802.11ax HE20	11	7386.00	44.87	74.00	-29.13	H	PEAK	Pass	Harmonic
26	802.11ax HE40	03	2389.57	53.34	54.00	-0.66	H	AVERAGE	Pass	Band Edge
	802.11ax HE40	03	4844.00	43.82	74.00	-30.18	V	PEAK	Pass	Harmonic
27	802.11ax HE40	06	2389.95	52.56	54.00	-1.44	V	Average	Pass	Band Edge
	802.11ax HE40	06	7311.00	44.10	74.00	-29.90	V	PEAK	Pass	Harmonic
28	802.11ax HE40	09	2483.66	53.21	54.00	-0.79	V	Average	Pass	Band Edge



### Summary of each worse mode

Mode	Modulation	Ch.	Freq. (MHz)	Level (dBuV/m)	Limit (dBuV/m)	Margin (dB)	Pol.	Peak Avg.	Result	Remark
28	802.11ax HE40	09	7356.00	44.10	74.00	-29.90	V	PEAK	Pass	Harmonic



<b>1</b>																																								
<b>Mode</b>	<b>Band Edge</b>																																							
<b>2400-2483.5_802.11b_CH01_2412MHz</b>																																								
<b>ANT</b>	<b>CDD 1S3T</b>																																							
<b>Pol.</b>	<b>Horizontal</b>																																							
<b>Peak</b>																																								
	<table border="1"> <thead> <tr> <th>Limit</th> <th>Read</th> <th>Ant</th> <th>Cable</th> <th>Preamp</th> <th>Aux</th> <th>APos</th> <th>TPos</th> <th>Remark</th> </tr> <tr> <th>Freq</th> <th>Level</th> <th>Line</th> <th>Margin</th> <th>Level</th> <th>Factor</th> <th>Loss</th> <th>Factor</th> <th>Factor</th> </tr> <tr> <th>MHz</th> <th>dBuV/m</th> <th>dBuV/m</th> <th>dB</th> <th>dBuV</th> <th>dB/m</th> <th>dB</th> <th>dB</th> <th>dB</th> </tr> </thead> <tbody> <tr> <td>1</td> <td>2385.05</td> <td>61.20</td> <td>74.00</td> <td>-12.80</td> <td>51.36</td> <td>32.44</td> <td>7.11</td> <td>35.71</td> <td>6.00</td> <td>167</td> <td>349</td> <td>PEAK</td> </tr> </tbody> </table>	Limit	Read	Ant	Cable	Preamp	Aux	APos	TPos	Remark	Freq	Level	Line	Margin	Level	Factor	Loss	Factor	Factor	MHz	dBuV/m	dBuV/m	dB	dBuV	dB/m	dB	dB	dB	1	2385.05	61.20	74.00	-12.80	51.36	32.44	7.11	35.71	6.00	167	349
Limit	Read	Ant	Cable	Preamp	Aux	APos	TPos	Remark																																
Freq	Level	Line	Margin	Level	Factor	Loss	Factor	Factor																																
MHz	dBuV/m	dBuV/m	dB	dBuV	dB/m	dB	dB	dB																																
1	2385.05	61.20	74.00	-12.80	51.36	32.44	7.11	35.71	6.00	167	349	PEAK																												
<b>Fundamental</b>																																								
	<table border="1"> <thead> <tr> <th>Limit</th> <th>Read</th> <th>Ant</th> <th>Cable</th> <th>Preamp</th> <th>Aux</th> <th>APos</th> <th>TPos</th> <th>Remark</th> </tr> <tr> <th>Freq</th> <th>Level</th> <th>Line</th> <th>Margin</th> <th>Level</th> <th>Factor</th> <th>Loss</th> <th>Factor</th> <th>Factor</th> </tr> <tr> <th>MHz</th> <th>dBuV/m</th> <th>dBuV/m</th> <th>dB</th> <th>dBuV</th> <th>dB/m</th> <th>dB</th> <th>dB</th> <th>dB</th> </tr> </thead> <tbody> <tr> <td>1</td> <td>2412.00</td> <td>119.84</td> <td>74.00</td> <td>45.84</td> <td>109.92</td> <td>32.48</td> <td>7.15</td> <td>35.71</td> <td>6.00</td> <td>167</td> <td>349</td> <td>PEAK</td> </tr> </tbody> </table>	Limit	Read	Ant	Cable	Preamp	Aux	APos	TPos	Remark	Freq	Level	Line	Margin	Level	Factor	Loss	Factor	Factor	MHz	dBuV/m	dBuV/m	dB	dBuV	dB/m	dB	dB	dB	1	2412.00	119.84	74.00	45.84	109.92	32.48	7.15	35.71	6.00	167	349
Limit	Read	Ant	Cable	Preamp	Aux	APos	TPos	Remark																																
Freq	Level	Line	Margin	Level	Factor	Loss	Factor	Factor																																
MHz	dBuV/m	dBuV/m	dB	dBuV	dB/m	dB	dB	dB																																
1	2412.00	119.84	74.00	45.84	109.92	32.48	7.15	35.71	6.00	167	349	PEAK																												
<b>Avg</b>																																								
	<table border="1"> <thead> <tr> <th>Limit</th> <th>Read</th> <th>Ant</th> <th>Cable</th> <th>Preamp</th> <th>Aux</th> <th>APos</th> <th>TPos</th> <th>Remark</th> </tr> <tr> <th>Freq</th> <th>Level</th> <th>Line</th> <th>Margin</th> <th>Level</th> <th>Factor</th> <th>Loss</th> <th>Factor</th> <th>Factor</th> </tr> <tr> <th>MHz</th> <th>dBuV/m</th> <th>dBuV/m</th> <th>dB</th> <th>dBuV</th> <th>dB/m</th> <th>dB</th> <th>dB</th> <th>dB</th> </tr> </thead> <tbody> <tr> <td>1</td> <td>2389.69</td> <td>52.30</td> <td>54.00</td> <td>-1.70</td> <td>42.46</td> <td>32.44</td> <td>7.11</td> <td>35.71</td> <td>6.00</td> <td>167</td> <td>349</td> <td>Average</td> </tr> </tbody> </table>	Limit	Read	Ant	Cable	Preamp	Aux	APos	TPos	Remark	Freq	Level	Line	Margin	Level	Factor	Loss	Factor	Factor	MHz	dBuV/m	dBuV/m	dB	dBuV	dB/m	dB	dB	dB	1	2389.69	52.30	54.00	-1.70	42.46	32.44	7.11	35.71	6.00	167	349
Limit	Read	Ant	Cable	Preamp	Aux	APos	TPos	Remark																																
Freq	Level	Line	Margin	Level	Factor	Loss	Factor	Factor																																
MHz	dBuV/m	dBuV/m	dB	dBuV	dB/m	dB	dB	dB																																
1	2389.69	52.30	54.00	-1.70	42.46	32.44	7.11	35.71	6.00	167	349	Average																												
<b>Fundamental</b>																																								
	<table border="1"> <thead> <tr> <th>Limit</th> <th>Read</th> <th>Ant</th> <th>Cable</th> <th>Preamp</th> <th>Aux</th> <th>APos</th> <th>TPos</th> <th>Remark</th> </tr> <tr> <th>Freq</th> <th>Level</th> <th>Line</th> <th>Margin</th> <th>Level</th> <th>Factor</th> <th>Loss</th> <th>Factor</th> <th>Factor</th> </tr> <tr> <th>MHz</th> <th>dBuV/m</th> <th>dBuV/m</th> <th>dB</th> <th>dBuV</th> <th>dB/m</th> <th>dB</th> <th>dB</th> <th>dB</th> </tr> </thead> <tbody> <tr> <td>1</td> <td>2412.00</td> <td>114.50</td> <td>54.00</td> <td>60.50</td> <td>104.58</td> <td>32.48</td> <td>7.15</td> <td>35.71</td> <td>6.00</td> <td>167</td> <td>349</td> <td>AVERAGE</td> </tr> </tbody> </table>	Limit	Read	Ant	Cable	Preamp	Aux	APos	TPos	Remark	Freq	Level	Line	Margin	Level	Factor	Loss	Factor	Factor	MHz	dBuV/m	dBuV/m	dB	dBuV	dB/m	dB	dB	dB	1	2412.00	114.50	54.00	60.50	104.58	32.48	7.15	35.71	6.00	167	349
Limit	Read	Ant	Cable	Preamp	Aux	APos	TPos	Remark																																
Freq	Level	Line	Margin	Level	Factor	Loss	Factor	Factor																																
MHz	dBuV/m	dBuV/m	dB	dBuV	dB/m	dB	dB	dB																																
1	2412.00	114.50	54.00	60.50	104.58	32.48	7.15	35.71	6.00	167	349	AVERAGE																												



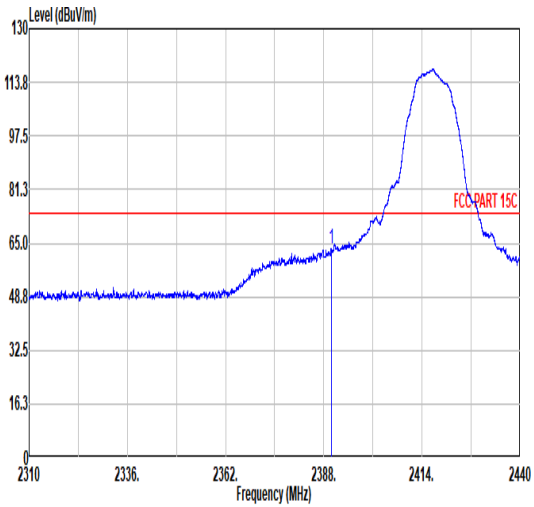
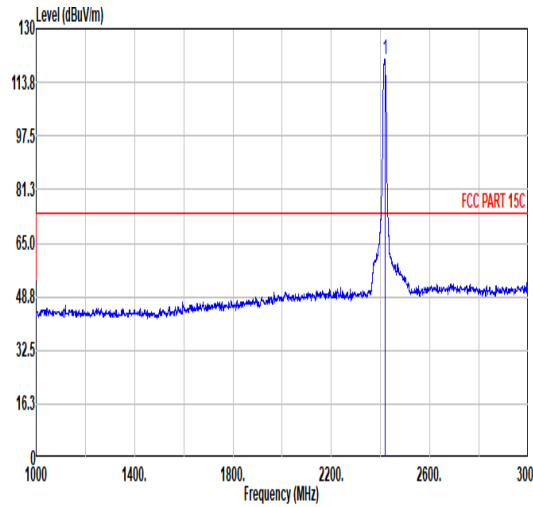
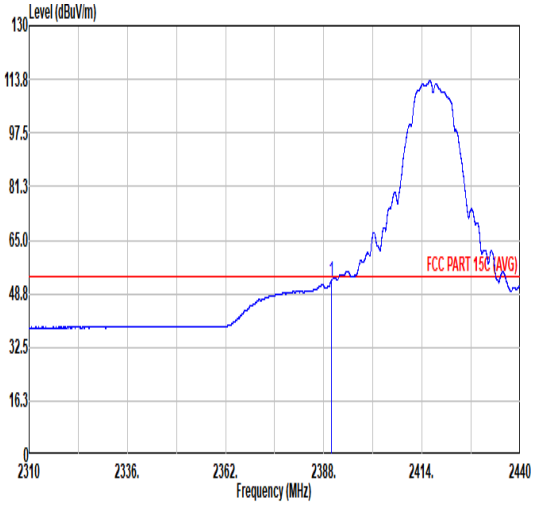
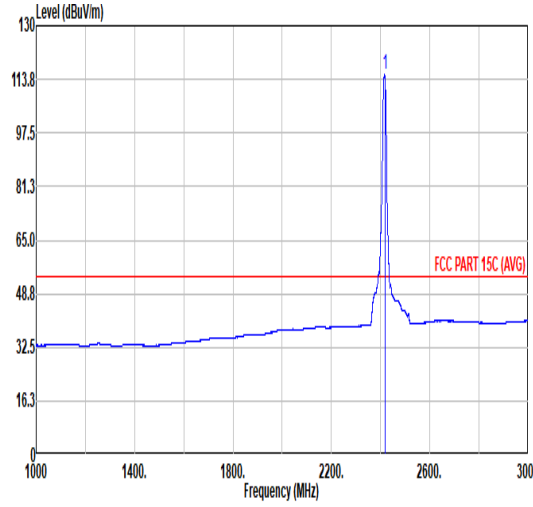
<b>1</b>																																									
<b>Mode</b>	<b>Band Edge</b>																																								
<b>2400-2483.5_802.11b_CH01_2412MHz</b>																																									
<b>ANT</b>	<b>CDD 1S3T</b>																																								
<b>Pol.</b>	<b>Vertical</b>																																								
<b>Peak</b>	<table border="1"> <thead> <tr> <th>Limit</th> <th>Read</th> <th>Ant</th> <th>Cable</th> <th>Preamp</th> <th>Aux</th> <th>APos</th> <th>TPos</th> <th>Remark</th> </tr> <tr> <th>Freq</th> <th>Level</th> <th>Line</th> <th>Margin</th> <th>Level</th> <th>Factor</th> <th>Loss</th> <th>Factor</th> <th>Factor</th> </tr> <tr> <th>MHz</th> <th>dBuV/m</th> <th>dBuV/m</th> <th>dB</th> <th>dBuV</th> <th>dB/m</th> <th>dB</th> <th>dB</th> <th>dB</th> </tr> </thead> <tbody> <tr> <td>1</td> <td>2389.65</td> <td>59.99</td> <td>74.00</td> <td>-14.01</td> <td>50.15</td> <td>32.44</td> <td>7.11</td> <td>35.71</td> <td>6.00</td> <td>299</td> <td>41</td> <td>PEAK</td> </tr> </tbody> </table>	Limit	Read	Ant	Cable	Preamp	Aux	APos	TPos	Remark	Freq	Level	Line	Margin	Level	Factor	Loss	Factor	Factor	MHz	dBuV/m	dBuV/m	dB	dBuV	dB/m	dB	dB	dB	1	2389.65	59.99	74.00	-14.01	50.15	32.44	7.11	35.71	6.00	299	41	PEAK
Limit	Read	Ant	Cable	Preamp	Aux	APos	TPos	Remark																																	
Freq	Level	Line	Margin	Level	Factor	Loss	Factor	Factor																																	
MHz	dBuV/m	dBuV/m	dB	dBuV	dB/m	dB	dB	dB																																	
1	2389.65	59.99	74.00	-14.01	50.15	32.44	7.11	35.71	6.00	299	41	PEAK																													
<b>Peak</b>	<table border="1"> <thead> <tr> <th>Limit</th> <th>Read</th> <th>Ant</th> <th>Cable</th> <th>Preamp</th> <th>Aux</th> <th>APos</th> <th>TPos</th> <th>Remark</th> </tr> <tr> <th>Freq</th> <th>Level</th> <th>Line</th> <th>Margin</th> <th>Level</th> <th>Factor</th> <th>Loss</th> <th>Factor</th> <th>Factor</th> </tr> <tr> <th>MHz</th> <th>dBuV/m</th> <th>dBuV/m</th> <th>dB</th> <th>dBuV</th> <th>dB/m</th> <th>dB</th> <th>dB</th> <th>dB</th> </tr> </thead> <tbody> <tr> <td>1</td> <td>2412.00</td> <td>118.85</td> <td>74.00</td> <td>44.85</td> <td>108.93</td> <td>32.48</td> <td>7.15</td> <td>35.71</td> <td>6.00</td> <td>299</td> <td>41</td> <td>PEAK</td> </tr> </tbody> </table>	Limit	Read	Ant	Cable	Preamp	Aux	APos	TPos	Remark	Freq	Level	Line	Margin	Level	Factor	Loss	Factor	Factor	MHz	dBuV/m	dBuV/m	dB	dBuV	dB/m	dB	dB	dB	1	2412.00	118.85	74.00	44.85	108.93	32.48	7.15	35.71	6.00	299	41	PEAK
Limit	Read	Ant	Cable	Preamp	Aux	APos	TPos	Remark																																	
Freq	Level	Line	Margin	Level	Factor	Loss	Factor	Factor																																	
MHz	dBuV/m	dBuV/m	dB	dBuV	dB/m	dB	dB	dB																																	
1	2412.00	118.85	74.00	44.85	108.93	32.48	7.15	35.71	6.00	299	41	PEAK																													
<b>Avg</b>	<table border="1"> <thead> <tr> <th>Limit</th> <th>Read</th> <th>Ant</th> <th>Cable</th> <th>Preamp</th> <th>Aux</th> <th>APos</th> <th>TPos</th> <th>Remark</th> </tr> <tr> <th>Freq</th> <th>Level</th> <th>Line</th> <th>Margin</th> <th>Level</th> <th>Factor</th> <th>Loss</th> <th>Factor</th> <th>Factor</th> </tr> <tr> <th>MHz</th> <th>dBuV/m</th> <th>dBuV/m</th> <th>dB</th> <th>dBuV</th> <th>dB/m</th> <th>dB</th> <th>dB</th> <th>dB</th> </tr> </thead> <tbody> <tr> <td>1</td> <td>2389.99</td> <td>48.53</td> <td>54.00</td> <td>-5.47</td> <td>38.69</td> <td>32.44</td> <td>7.11</td> <td>35.71</td> <td>6.00</td> <td>299</td> <td>41</td> <td>AVERAGE</td> </tr> </tbody> </table>	Limit	Read	Ant	Cable	Preamp	Aux	APos	TPos	Remark	Freq	Level	Line	Margin	Level	Factor	Loss	Factor	Factor	MHz	dBuV/m	dBuV/m	dB	dBuV	dB/m	dB	dB	dB	1	2389.99	48.53	54.00	-5.47	38.69	32.44	7.11	35.71	6.00	299	41	AVERAGE
Limit	Read	Ant	Cable	Preamp	Aux	APos	TPos	Remark																																	
Freq	Level	Line	Margin	Level	Factor	Loss	Factor	Factor																																	
MHz	dBuV/m	dBuV/m	dB	dBuV	dB/m	dB	dB	dB																																	
1	2389.99	48.53	54.00	-5.47	38.69	32.44	7.11	35.71	6.00	299	41	AVERAGE																													
<b>Avg</b>	<table border="1"> <thead> <tr> <th>Limit</th> <th>Read</th> <th>Ant</th> <th>Cable</th> <th>Preamp</th> <th>Aux</th> <th>APos</th> <th>TPos</th> <th>Remark</th> </tr> <tr> <th>Freq</th> <th>Level</th> <th>Line</th> <th>Margin</th> <th>Level</th> <th>Factor</th> <th>Loss</th> <th>Factor</th> <th>Factor</th> </tr> <tr> <th>MHz</th> <th>dBuV/m</th> <th>dBuV/m</th> <th>dB</th> <th>dBuV</th> <th>dB/m</th> <th>dB</th> <th>dB</th> <th>dB</th> </tr> </thead> <tbody> <tr> <td>1</td> <td>2412.00</td> <td>113.75</td> <td>54.00</td> <td>59.75</td> <td>103.83</td> <td>32.48</td> <td>7.15</td> <td>35.71</td> <td>6.00</td> <td>299</td> <td>41</td> <td>AVERAGE</td> </tr> </tbody> </table>	Limit	Read	Ant	Cable	Preamp	Aux	APos	TPos	Remark	Freq	Level	Line	Margin	Level	Factor	Loss	Factor	Factor	MHz	dBuV/m	dBuV/m	dB	dBuV	dB/m	dB	dB	dB	1	2412.00	113.75	54.00	59.75	103.83	32.48	7.15	35.71	6.00	299	41	AVERAGE
Limit	Read	Ant	Cable	Preamp	Aux	APos	TPos	Remark																																	
Freq	Level	Line	Margin	Level	Factor	Loss	Factor	Factor																																	
MHz	dBuV/m	dBuV/m	dB	dBuV	dB/m	dB	dB	dB																																	
1	2412.00	113.75	54.00	59.75	103.83	32.48	7.15	35.71	6.00	299	41	AVERAGE																													





Mode	1																																																																																																											
	Harmonic																																																																																																											
	2400-2483.5_802.11b_CH01_2412MHz																																																																																																											
ANT	CDD 1S3T																																																																																																											
Pol.	Horizontal	Vertical																																																																																																										
Peak Avg	<table border="1"> <thead> <tr> <th>Limit</th> <th>Read</th> <th>Ant</th> <th>Cable</th> <th>Preamp</th> <th>Aux</th> <th>APos</th> <th>TPos</th> <th>Remark</th> </tr> <tr> <th>Freq</th> <th>Level</th> <th>Line</th> <th>Margin</th> <th>Level</th> <th>Factor</th> <th>Loss</th> <th>Factor</th> <th>Factor</th> </tr> <tr> <th>MHz</th> <th>dBuV/m</th> <th>dBuV/m</th> <th>dB</th> <th>dBuV</th> <th>dB/m</th> <th>dB</th> <th>dB</th> <th>dB</th> </tr> </thead> <tbody> <tr> <td>1</td> <td>4000.00</td> <td>47.27</td> <td>74.00</td> <td>-26.73</td> <td>67.53</td> <td>33.90</td> <td>9.52</td> <td>63.68</td> <td>0.00</td> <td>100</td> <td>244</td> <td>Peak</td> </tr> <tr> <td>2</td> <td>4824.00</td> <td>42.82</td> <td>74.00</td> <td>-31.18</td> <td>61.35</td> <td>34.63</td> <td>10.32</td> <td>63.48</td> <td>0.00</td> <td>---</td> <td>---</td> <td>PEAK</td> </tr> </tbody> </table>	Limit	Read	Ant	Cable	Preamp	Aux	APos	TPos	Remark	Freq	Level	Line	Margin	Level	Factor	Loss	Factor	Factor	MHz	dBuV/m	dBuV/m	dB	dBuV	dB/m	dB	dB	dB	1	4000.00	47.27	74.00	-26.73	67.53	33.90	9.52	63.68	0.00	100	244	Peak	2	4824.00	42.82	74.00	-31.18	61.35	34.63	10.32	63.48	0.00	---	---	PEAK	<table border="1"> <thead> <tr> <th>Limit</th> <th>Read</th> <th>Ant</th> <th>Cable</th> <th>Preamp</th> <th>Aux</th> <th>APos</th> <th>TPos</th> <th>Remark</th> </tr> <tr> <th>Freq</th> <th>Level</th> <th>Line</th> <th>Margin</th> <th>Level</th> <th>Factor</th> <th>Loss</th> <th>Factor</th> <th>Factor</th> </tr> <tr> <th>MHz</th> <th>dBuV/m</th> <th>dBuV/m</th> <th>dB</th> <th>dBuV</th> <th>dB/m</th> <th>dB</th> <th>dB</th> <th>dB</th> </tr> </thead> <tbody> <tr> <td>1</td> <td>4000.00</td> <td>48.46</td> <td>74.00</td> <td>-25.54</td> <td>68.72</td> <td>33.90</td> <td>9.52</td> <td>63.68</td> <td>0.00</td> <td>100</td> <td>323</td> <td>Peak</td> </tr> <tr> <td>2</td> <td>4824.00</td> <td>42.16</td> <td>74.00</td> <td>-31.84</td> <td>60.69</td> <td>34.63</td> <td>10.32</td> <td>63.48</td> <td>0.00</td> <td>---</td> <td>---</td> <td>PEAK</td> </tr> </tbody> </table>	Limit	Read	Ant	Cable	Preamp	Aux	APos	TPos	Remark	Freq	Level	Line	Margin	Level	Factor	Loss	Factor	Factor	MHz	dBuV/m	dBuV/m	dB	dBuV	dB/m	dB	dB	dB	1	4000.00	48.46	74.00	-25.54	68.72	33.90	9.52	63.68	0.00	100	323	Peak	2	4824.00	42.16	74.00	-31.84	60.69	34.63	10.32	63.48	0.00	---	---	PEAK
Limit	Read	Ant	Cable	Preamp	Aux	APos	TPos	Remark																																																																																																				
Freq	Level	Line	Margin	Level	Factor	Loss	Factor	Factor																																																																																																				
MHz	dBuV/m	dBuV/m	dB	dBuV	dB/m	dB	dB	dB																																																																																																				
1	4000.00	47.27	74.00	-26.73	67.53	33.90	9.52	63.68	0.00	100	244	Peak																																																																																																
2	4824.00	42.82	74.00	-31.18	61.35	34.63	10.32	63.48	0.00	---	---	PEAK																																																																																																
Limit	Read	Ant	Cable	Preamp	Aux	APos	TPos	Remark																																																																																																				
Freq	Level	Line	Margin	Level	Factor	Loss	Factor	Factor																																																																																																				
MHz	dBuV/m	dBuV/m	dB	dBuV	dB/m	dB	dB	dB																																																																																																				
1	4000.00	48.46	74.00	-25.54	68.72	33.90	9.52	63.68	0.00	100	323	Peak																																																																																																
2	4824.00	42.16	74.00	-31.84	60.69	34.63	10.32	63.48	0.00	---	---	PEAK																																																																																																

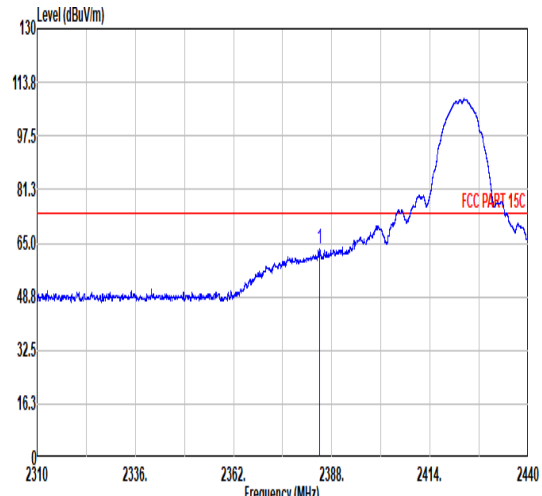
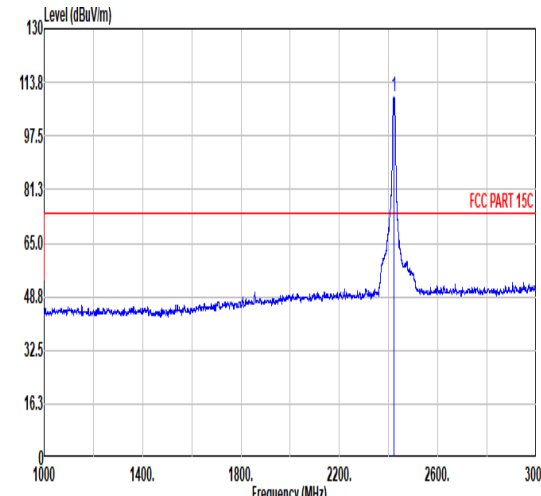
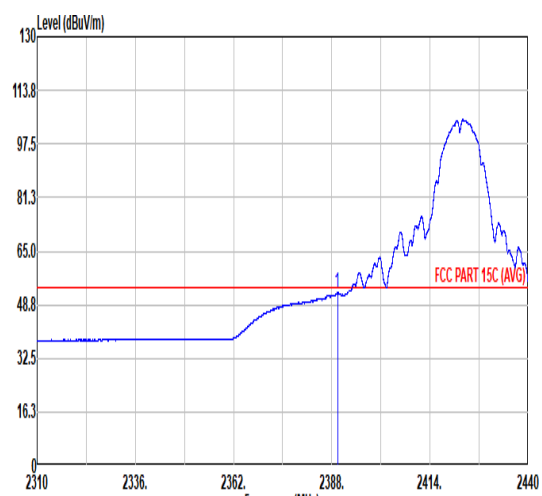
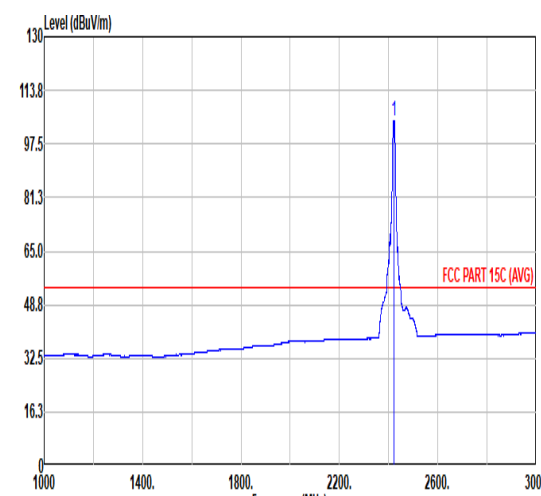


Mode	2																																																																																			
	Band Edge																																																																																			
	2400-2483.5_802.11b_CH02_2417MHz																																																																																			
ANT	CDD 1S3T																																																																																			
Pol.	Horizontal	Fundamental																																																																																		
Peak	 <p>Level (dBuV/m)</p> <p>Frequency (MHz)</p> <p>FCC PART 15C</p> <table border="1"> <thead> <tr> <th>Limit</th> <th>Read</th> <th>Ant</th> <th>Cable</th> <th>Preamp</th> <th>Aux</th> <th>APos</th> <th>TPos</th> <th>Remark</th> </tr> <tr> <th>Freq</th> <th>Level</th> <th>Line Margin</th> <th>Level Factor</th> <th>Loss Factor</th> <th>Factor</th> <th></th> <th></th> <th></th> </tr> <tr> <th>MHz</th> <th>dBuV/m</th> <th>dBuV/m</th> <th>dB</th> <th>dBuV</th> <th>dB/m</th> <th>dB</th> <th>dB</th> <th>cm</th> <th>deg</th> </tr> </thead> <tbody> <tr> <td>1</td> <td>2389.99</td> <td>63.34</td> <td>74.00</td> <td>-10.66</td> <td>53.50</td> <td>32.44</td> <td>7.11</td> <td>35.71</td> <td>6.00</td> <td>123</td> <td>360</td> <td>PEAK</td> </tr> </tbody> </table>	Limit	Read	Ant	Cable	Preamp	Aux	APos	TPos	Remark	Freq	Level	Line Margin	Level Factor	Loss Factor	Factor				MHz	dBuV/m	dBuV/m	dB	dBuV	dB/m	dB	dB	cm	deg	1	2389.99	63.34	74.00	-10.66	53.50	32.44	7.11	35.71	6.00	123	360	PEAK	 <p>Level (dBuV/m)</p> <p>Frequency (MHz)</p> <p>FCC PART 15C</p> <table border="1"> <thead> <tr> <th>Limit</th> <th>Read</th> <th>Ant</th> <th>Cable</th> <th>Preamp</th> <th>Aux</th> <th>APos</th> <th>TPos</th> <th>Remark</th> </tr> <tr> <th>Freq</th> <th>Level</th> <th>Line Margin</th> <th>Level Factor</th> <th>Loss Factor</th> <th>Factor</th> <th></th> <th></th> <th></th> </tr> <tr> <th>MHz</th> <th>dBuV/m</th> <th>dBuV/m</th> <th>dB</th> <th>dBuV</th> <th>dB/m</th> <th>dB</th> <th>dB</th> <th>cm</th> <th>deg</th> </tr> </thead> <tbody> <tr> <td>1</td> <td>2417.00</td> <td>120.59</td> <td>-----</td> <td>-----</td> <td>110.66</td> <td>32.48</td> <td>7.16</td> <td>35.71</td> <td>6.00</td> <td>123</td> <td>360</td> <td>PEAK</td> </tr> </tbody> </table>	Limit	Read	Ant	Cable	Preamp	Aux	APos	TPos	Remark	Freq	Level	Line Margin	Level Factor	Loss Factor	Factor				MHz	dBuV/m	dBuV/m	dB	dBuV	dB/m	dB	dB	cm	deg	1	2417.00	120.59	-----	-----	110.66	32.48	7.16	35.71	6.00	123	360	PEAK
	Limit	Read	Ant	Cable	Preamp	Aux	APos	TPos	Remark																																																																											
Freq	Level	Line Margin	Level Factor	Loss Factor	Factor																																																																															
MHz	dBuV/m	dBuV/m	dB	dBuV	dB/m	dB	dB	cm	deg																																																																											
1	2389.99	63.34	74.00	-10.66	53.50	32.44	7.11	35.71	6.00	123	360	PEAK																																																																								
Limit	Read	Ant	Cable	Preamp	Aux	APos	TPos	Remark																																																																												
Freq	Level	Line Margin	Level Factor	Loss Factor	Factor																																																																															
MHz	dBuV/m	dBuV/m	dB	dBuV	dB/m	dB	dB	cm	deg																																																																											
1	2417.00	120.59	-----	-----	110.66	32.48	7.16	35.71	6.00	123	360	PEAK																																																																								
Avg	 <p>Level (dBuV/m)</p> <p>Frequency (MHz)</p> <p>FCC PART 15C (AVG)</p> <table border="1"> <thead> <tr> <th>Limit</th> <th>Read</th> <th>Ant</th> <th>Cable</th> <th>Preamp</th> <th>Aux</th> <th>APos</th> <th>TPos</th> <th>Remark</th> </tr> <tr> <th>Freq</th> <th>Level</th> <th>Line Margin</th> <th>Level Factor</th> <th>Loss Factor</th> <th>Factor</th> <th></th> <th></th> <th></th> </tr> <tr> <th>MHz</th> <th>dBuV/m</th> <th>dBuV/m</th> <th>dB</th> <th>dBuV</th> <th>dB/m</th> <th>dB</th> <th>dB</th> <th>cm</th> <th>deg</th> </tr> </thead> <tbody> <tr> <td>1</td> <td>2389.99</td> <td>52.69</td> <td>54.00</td> <td>-1.31</td> <td>42.85</td> <td>32.44</td> <td>7.11</td> <td>35.71</td> <td>6.00</td> <td>123</td> <td>360</td> <td>AVERAGE</td> </tr> </tbody> </table>	Limit	Read	Ant	Cable	Preamp	Aux	APos	TPos	Remark	Freq	Level	Line Margin	Level Factor	Loss Factor	Factor				MHz	dBuV/m	dBuV/m	dB	dBuV	dB/m	dB	dB	cm	deg	1	2389.99	52.69	54.00	-1.31	42.85	32.44	7.11	35.71	6.00	123	360	AVERAGE	 <p>Level (dBuV/m)</p> <p>Frequency (MHz)</p> <p>FCC PART 15C (AVG)</p> <table border="1"> <thead> <tr> <th>Limit</th> <th>Read</th> <th>Ant</th> <th>Cable</th> <th>Preamp</th> <th>Aux</th> <th>APos</th> <th>TPos</th> <th>Remark</th> </tr> <tr> <th>Freq</th> <th>Level</th> <th>Line Margin</th> <th>Level Factor</th> <th>Loss Factor</th> <th>Factor</th> <th></th> <th></th> <th></th> </tr> <tr> <th>MHz</th> <th>dBuV/m</th> <th>dBuV/m</th> <th>dB</th> <th>dBuV</th> <th>dB/m</th> <th>dB</th> <th>dB</th> <th>cm</th> <th>deg</th> </tr> </thead> <tbody> <tr> <td>1</td> <td>2417.00</td> <td>115.32</td> <td>-----</td> <td>-----</td> <td>105.39</td> <td>32.48</td> <td>7.16</td> <td>35.71</td> <td>6.00</td> <td>123</td> <td>360</td> <td>AVERAGE</td> </tr> </tbody> </table>	Limit	Read	Ant	Cable	Preamp	Aux	APos	TPos	Remark	Freq	Level	Line Margin	Level Factor	Loss Factor	Factor				MHz	dBuV/m	dBuV/m	dB	dBuV	dB/m	dB	dB	cm	deg	1	2417.00	115.32	-----	-----	105.39	32.48	7.16	35.71	6.00	123	360	AVERAGE
Limit	Read	Ant	Cable	Preamp	Aux	APos	TPos	Remark																																																																												
Freq	Level	Line Margin	Level Factor	Loss Factor	Factor																																																																															
MHz	dBuV/m	dBuV/m	dB	dBuV	dB/m	dB	dB	cm	deg																																																																											
1	2389.99	52.69	54.00	-1.31	42.85	32.44	7.11	35.71	6.00	123	360	AVERAGE																																																																								
Limit	Read	Ant	Cable	Preamp	Aux	APos	TPos	Remark																																																																												
Freq	Level	Line Margin	Level Factor	Loss Factor	Factor																																																																															
MHz	dBuV/m	dBuV/m	dB	dBuV	dB/m	dB	dB	cm	deg																																																																											
1	2417.00	115.32	-----	-----	105.39	32.48	7.16	35.71	6.00	123	360	AVERAGE																																																																								



Mode	2																																																																																			
	Band Edge																																																																																			
	2400-2483.5_802.11b_CH02_2417MHz																																																																																			
ANT	CDD 1S3T																																																																																			
Pol.	Vertical	Fundamental																																																																																		
Peak	<table border="1"> <thead> <tr> <th>Limit</th> <th>Read</th> <th>Ant</th> <th>Cable</th> <th>Preamp</th> <th>Aux</th> <th>APos</th> <th>TPos</th> <th>Remark</th> </tr> <tr> <th>Freq</th> <th>Level</th> <th>Line Margin</th> <th>Level Factor</th> <th>Loss Factor</th> <th>Factor</th> <th></th> <th></th> <th></th> </tr> <tr> <th>MHz</th> <th>dBuV/m</th> <th>dBuV/m</th> <th>dB</th> <th>dBuV</th> <th>dB/m</th> <th>dB</th> <th>dB</th> <th>cm</th> <th>deg</th> </tr> </thead> <tbody> <tr> <td>1</td> <td>2388.46</td> <td>58.85</td> <td>74.00</td> <td>-15.15</td> <td>49.01</td> <td>32.44</td> <td>7.11</td> <td>35.71</td> <td>6.00</td> <td>345</td> <td>27</td> <td>PEAK</td> </tr> </tbody> </table>	Limit	Read	Ant	Cable	Preamp	Aux	APos	TPos	Remark	Freq	Level	Line Margin	Level Factor	Loss Factor	Factor				MHz	dBuV/m	dBuV/m	dB	dBuV	dB/m	dB	dB	cm	deg	1	2388.46	58.85	74.00	-15.15	49.01	32.44	7.11	35.71	6.00	345	27	PEAK	<table border="1"> <thead> <tr> <th>Limit</th> <th>Read</th> <th>Ant</th> <th>Cable</th> <th>Preamp</th> <th>Aux</th> <th>APos</th> <th>TPos</th> <th>Remark</th> </tr> <tr> <th>Freq</th> <th>Level</th> <th>Line Margin</th> <th>Level Factor</th> <th>Loss Factor</th> <th>Factor</th> <th></th> <th></th> <th></th> </tr> <tr> <th>MHz</th> <th>dBuV/m</th> <th>dBuV/m</th> <th>dB</th> <th>dBuV</th> <th>dB/m</th> <th>dB</th> <th>dB</th> <th>cm</th> <th>deg</th> </tr> </thead> <tbody> <tr> <td>1</td> <td>2417.00</td> <td>119.69</td> <td>-----</td> <td>-----</td> <td>109.76</td> <td>32.48</td> <td>7.16</td> <td>35.71</td> <td>6.00</td> <td>345</td> <td>27</td> <td>PEAK</td> </tr> </tbody> </table>	Limit	Read	Ant	Cable	Preamp	Aux	APos	TPos	Remark	Freq	Level	Line Margin	Level Factor	Loss Factor	Factor				MHz	dBuV/m	dBuV/m	dB	dBuV	dB/m	dB	dB	cm	deg	1	2417.00	119.69	-----	-----	109.76	32.48	7.16	35.71	6.00	345	27	PEAK
	Limit	Read	Ant	Cable	Preamp	Aux	APos	TPos	Remark																																																																											
Freq	Level	Line Margin	Level Factor	Loss Factor	Factor																																																																															
MHz	dBuV/m	dBuV/m	dB	dBuV	dB/m	dB	dB	cm	deg																																																																											
1	2388.46	58.85	74.00	-15.15	49.01	32.44	7.11	35.71	6.00	345	27	PEAK																																																																								
Limit	Read	Ant	Cable	Preamp	Aux	APos	TPos	Remark																																																																												
Freq	Level	Line Margin	Level Factor	Loss Factor	Factor																																																																															
MHz	dBuV/m	dBuV/m	dB	dBuV	dB/m	dB	dB	cm	deg																																																																											
1	2417.00	119.69	-----	-----	109.76	32.48	7.16	35.71	6.00	345	27	PEAK																																																																								
Avg	<table border="1"> <thead> <tr> <th>Limit</th> <th>Read</th> <th>Ant</th> <th>Cable</th> <th>Preamp</th> <th>Aux</th> <th>APos</th> <th>TPos</th> <th>Remark</th> </tr> <tr> <th>Freq</th> <th>Level</th> <th>Line Margin</th> <th>Level Factor</th> <th>Loss Factor</th> <th>Factor</th> <th></th> <th></th> <th></th> </tr> <tr> <th>MHz</th> <th>dBuV/m</th> <th>dBuV/m</th> <th>dB</th> <th>dBuV</th> <th>dB/m</th> <th>dB</th> <th>dB</th> <th>cm</th> <th>deg</th> </tr> </thead> <tbody> <tr> <td>1</td> <td>2387.45</td> <td>48.43</td> <td>54.00</td> <td>-5.57</td> <td>38.59</td> <td>32.44</td> <td>7.11</td> <td>35.71</td> <td>6.00</td> <td>345</td> <td>27</td> <td>AVERAGE</td> </tr> </tbody> </table>	Limit	Read	Ant	Cable	Preamp	Aux	APos	TPos	Remark	Freq	Level	Line Margin	Level Factor	Loss Factor	Factor				MHz	dBuV/m	dBuV/m	dB	dBuV	dB/m	dB	dB	cm	deg	1	2387.45	48.43	54.00	-5.57	38.59	32.44	7.11	35.71	6.00	345	27	AVERAGE	<table border="1"> <thead> <tr> <th>Limit</th> <th>Read</th> <th>Ant</th> <th>Cable</th> <th>Preamp</th> <th>Aux</th> <th>APos</th> <th>TPos</th> <th>Remark</th> </tr> <tr> <th>Freq</th> <th>Level</th> <th>Line Margin</th> <th>Level Factor</th> <th>Loss Factor</th> <th>Factor</th> <th></th> <th></th> <th></th> </tr> <tr> <th>MHz</th> <th>dBuV/m</th> <th>dBuV/m</th> <th>dB</th> <th>dBuV</th> <th>dB/m</th> <th>dB</th> <th>dB</th> <th>cm</th> <th>deg</th> </tr> </thead> <tbody> <tr> <td>1</td> <td>2417.00</td> <td>114.59</td> <td>-----</td> <td>-----</td> <td>104.66</td> <td>32.48</td> <td>7.16</td> <td>35.71</td> <td>6.00</td> <td>345</td> <td>27</td> <td>AVERAGE</td> </tr> </tbody> </table>	Limit	Read	Ant	Cable	Preamp	Aux	APos	TPos	Remark	Freq	Level	Line Margin	Level Factor	Loss Factor	Factor				MHz	dBuV/m	dBuV/m	dB	dBuV	dB/m	dB	dB	cm	deg	1	2417.00	114.59	-----	-----	104.66	32.48	7.16	35.71	6.00	345	27	AVERAGE
Limit	Read	Ant	Cable	Preamp	Aux	APos	TPos	Remark																																																																												
Freq	Level	Line Margin	Level Factor	Loss Factor	Factor																																																																															
MHz	dBuV/m	dBuV/m	dB	dBuV	dB/m	dB	dB	cm	deg																																																																											
1	2387.45	48.43	54.00	-5.57	38.59	32.44	7.11	35.71	6.00	345	27	AVERAGE																																																																								
Limit	Read	Ant	Cable	Preamp	Aux	APos	TPos	Remark																																																																												
Freq	Level	Line Margin	Level Factor	Loss Factor	Factor																																																																															
MHz	dBuV/m	dBuV/m	dB	dBuV	dB/m	dB	dB	cm	deg																																																																											
1	2417.00	114.59	-----	-----	104.66	32.48	7.16	35.71	6.00	345	27	AVERAGE																																																																								



	3																																																																																	
Mode	Band Edge																																																																																	
	2400-2483.5_802.11b_CH03_2422MHz																																																																																	
ANT	CDD 1S3T																																																																																	
Pol.	Horizontal	Fundamental																																																																																
Peak	 <p>Level (dBuV/m)</p> <p>Frequency (MHz)</p> <p>FCC PART 15C</p> <table border="1"> <thead> <tr> <th>Limit</th> <th>Read</th> <th>Ant</th> <th>Cable</th> <th>Preamp</th> <th>Aux</th> <th>APos</th> <th>TPos</th> <th>Remark</th> </tr> <tr> <th>Freq</th> <th>Level</th> <th>Line Margin</th> <th>Level Factor</th> <th>Loss Factor</th> <th>Factor</th> <th></th> <th></th> <th></th> </tr> <tr> <th>MHz</th> <th>dBuV/m</th> <th>dBuV/m</th> <th>dB</th> <th>dBuV</th> <th>dB/m</th> <th>dB</th> <th>dB</th> <th>cm</th> <th>deg</th> </tr> </thead> <tbody> <tr> <td>1</td> <td>2384.82</td> <td>63.33</td> <td>74.00</td> <td>-10.67</td> <td>53.49</td> <td>32.44</td> <td>7.11</td> <td>35.71</td> <td>6.00</td> <td>123</td> <td>0 PEAK</td> </tr> </tbody> </table>	Limit	Read	Ant	Cable	Preamp	Aux	APos	TPos	Remark	Freq	Level	Line Margin	Level Factor	Loss Factor	Factor				MHz	dBuV/m	dBuV/m	dB	dBuV	dB/m	dB	dB	cm	deg	1	2384.82	63.33	74.00	-10.67	53.49	32.44	7.11	35.71	6.00	123	0 PEAK	 <p>Level (dBuV/m)</p> <p>Frequency (MHz)</p> <p>FCC PART 15C</p> <table border="1"> <thead> <tr> <th>Limit</th> <th>Read</th> <th>Ant</th> <th>Cable</th> <th>Preamp</th> <th>Aux</th> <th>APos</th> <th>TPos</th> <th>Remark</th> </tr> <tr> <th>Freq</th> <th>Level</th> <th>Line Margin</th> <th>Level Factor</th> <th>Loss Factor</th> <th>Factor</th> <th></th> <th></th> <th></th> </tr> <tr> <th>MHz</th> <th>dBuV/m</th> <th>dBuV/m</th> <th>dB</th> <th>dBuV</th> <th>dB/m</th> <th>dB</th> <th>dB</th> <th>cm</th> <th>deg</th> </tr> </thead> <tbody> <tr> <td>1</td> <td>2422.00</td> <td>109.16</td> <td>-----</td> <td>-----</td> <td>99.21</td> <td>32.49</td> <td>7.17</td> <td>35.71</td> <td>6.00</td> <td>123</td> <td>0 PEAK</td> </tr> </tbody> </table>	Limit	Read	Ant	Cable	Preamp	Aux	APos	TPos	Remark	Freq	Level	Line Margin	Level Factor	Loss Factor	Factor				MHz	dBuV/m	dBuV/m	dB	dBuV	dB/m	dB	dB	cm	deg	1	2422.00	109.16	-----	-----	99.21	32.49	7.17	35.71	6.00	123	0 PEAK
	Limit	Read	Ant	Cable	Preamp	Aux	APos	TPos	Remark																																																																									
Freq	Level	Line Margin	Level Factor	Loss Factor	Factor																																																																													
MHz	dBuV/m	dBuV/m	dB	dBuV	dB/m	dB	dB	cm	deg																																																																									
1	2384.82	63.33	74.00	-10.67	53.49	32.44	7.11	35.71	6.00	123	0 PEAK																																																																							
Limit	Read	Ant	Cable	Preamp	Aux	APos	TPos	Remark																																																																										
Freq	Level	Line Margin	Level Factor	Loss Factor	Factor																																																																													
MHz	dBuV/m	dBuV/m	dB	dBuV	dB/m	dB	dB	cm	deg																																																																									
1	2422.00	109.16	-----	-----	99.21	32.49	7.17	35.71	6.00	123	0 PEAK																																																																							
Avg	 <p>Level (dBuV/m)</p> <p>Frequency (MHz)</p> <p>FCC PART 15C (AVG)</p> <table border="1"> <thead> <tr> <th>Limit</th> <th>Read</th> <th>Ant</th> <th>Cable</th> <th>Preamp</th> <th>Aux</th> <th>APos</th> <th>TPos</th> <th>Remark</th> </tr> <tr> <th>Freq</th> <th>Level</th> <th>Line Margin</th> <th>Level Factor</th> <th>Loss Factor</th> <th>Factor</th> <th></th> <th></th> <th></th> </tr> <tr> <th>MHz</th> <th>dBuV/m</th> <th>dBuV/m</th> <th>dB</th> <th>dBuV</th> <th>dB/m</th> <th>dB</th> <th>dB</th> <th>cm</th> <th>deg</th> </tr> </thead> <tbody> <tr> <td>1</td> <td>2389.50</td> <td>52.34</td> <td>54.00</td> <td>-1.66</td> <td>42.50</td> <td>32.44</td> <td>7.11</td> <td>35.71</td> <td>6.00</td> <td>123</td> <td>0 AVERAGE</td> </tr> </tbody> </table>	Limit	Read	Ant	Cable	Preamp	Aux	APos	TPos	Remark	Freq	Level	Line Margin	Level Factor	Loss Factor	Factor				MHz	dBuV/m	dBuV/m	dB	dBuV	dB/m	dB	dB	cm	deg	1	2389.50	52.34	54.00	-1.66	42.50	32.44	7.11	35.71	6.00	123	0 AVERAGE	 <p>Level (dBuV/m)</p> <p>Frequency (MHz)</p> <p>FCC PART 15C (AVG)</p> <table border="1"> <thead> <tr> <th>Limit</th> <th>Read</th> <th>Ant</th> <th>Cable</th> <th>Preamp</th> <th>Aux</th> <th>APos</th> <th>TPos</th> <th>Remark</th> </tr> <tr> <th>Freq</th> <th>Level</th> <th>Line Margin</th> <th>Level Factor</th> <th>Loss Factor</th> <th>Factor</th> <th></th> <th></th> <th></th> </tr> <tr> <th>MHz</th> <th>dBuV/m</th> <th>dBuV/m</th> <th>dB</th> <th>dBuV</th> <th>dB/m</th> <th>dB</th> <th>dB</th> <th>cm</th> <th>deg</th> </tr> </thead> <tbody> <tr> <td>1</td> <td>2422.00</td> <td>104.66</td> <td>-----</td> <td>-----</td> <td>94.71</td> <td>32.49</td> <td>7.17</td> <td>35.71</td> <td>6.00</td> <td>123</td> <td>0 AVERAGE</td> </tr> </tbody> </table>	Limit	Read	Ant	Cable	Preamp	Aux	APos	TPos	Remark	Freq	Level	Line Margin	Level Factor	Loss Factor	Factor				MHz	dBuV/m	dBuV/m	dB	dBuV	dB/m	dB	dB	cm	deg	1	2422.00	104.66	-----	-----	94.71	32.49	7.17	35.71	6.00	123	0 AVERAGE
Limit	Read	Ant	Cable	Preamp	Aux	APos	TPos	Remark																																																																										
Freq	Level	Line Margin	Level Factor	Loss Factor	Factor																																																																													
MHz	dBuV/m	dBuV/m	dB	dBuV	dB/m	dB	dB	cm	deg																																																																									
1	2389.50	52.34	54.00	-1.66	42.50	32.44	7.11	35.71	6.00	123	0 AVERAGE																																																																							
Limit	Read	Ant	Cable	Preamp	Aux	APos	TPos	Remark																																																																										
Freq	Level	Line Margin	Level Factor	Loss Factor	Factor																																																																													
MHz	dBuV/m	dBuV/m	dB	dBuV	dB/m	dB	dB	cm	deg																																																																									
1	2422.00	104.66	-----	-----	94.71	32.49	7.17	35.71	6.00	123	0 AVERAGE																																																																							



Mode	3																																																																																			
	Band Edge																																																																																			
	2400-2483.5_802.11b_CH03_2422MHz																																																																																			
ANT	CDD 1S3T																																																																																			
Pol.	Vertical	Fundamental																																																																																		
Peak	<table border="1"> <thead> <tr> <th>Limit</th> <th>Read</th> <th>Ant</th> <th>Cable</th> <th>Preamp</th> <th>Aux</th> <th>APos</th> <th>TPos</th> <th>Remark</th> </tr> <tr> <th>Freq</th> <th>Level</th> <th>Line Margin</th> <th>Level Factor</th> <th>Loss Factor</th> <th>Factor</th> <th></th> <th></th> <th></th> </tr> <tr> <th>MHz</th> <th>dBuV/m</th> <th>dBuV/m</th> <th>dB</th> <th>dBuV</th> <th>dB/m</th> <th>dB</th> <th>dB</th> <th>cm</th> <th>deg</th> </tr> </thead> <tbody> <tr> <td>1</td> <td>2387.64</td> <td>58.94</td> <td>74.00</td> <td>-15.06</td> <td>49.10</td> <td>32.44</td> <td>7.11</td> <td>35.71</td> <td>6.00</td> <td>345</td> <td>27</td> <td>PEAK</td> </tr> </tbody> </table>	Limit	Read	Ant	Cable	Preamp	Aux	APos	TPos	Remark	Freq	Level	Line Margin	Level Factor	Loss Factor	Factor				MHz	dBuV/m	dBuV/m	dB	dBuV	dB/m	dB	dB	cm	deg	1	2387.64	58.94	74.00	-15.06	49.10	32.44	7.11	35.71	6.00	345	27	PEAK	<table border="1"> <thead> <tr> <th>Limit</th> <th>Read</th> <th>Ant</th> <th>Cable</th> <th>Preamp</th> <th>Aux</th> <th>APos</th> <th>TPos</th> <th>Remark</th> </tr> <tr> <th>Freq</th> <th>Level</th> <th>Line Margin</th> <th>Level Factor</th> <th>Loss Factor</th> <th>Factor</th> <th></th> <th></th> <th></th> </tr> <tr> <th>MHz</th> <th>dBuV/m</th> <th>dBuV/m</th> <th>dB</th> <th>dBuV</th> <th>dB/m</th> <th>dB</th> <th>dB</th> <th>cm</th> <th>deg</th> </tr> </thead> <tbody> <tr> <td>1</td> <td>2422.00</td> <td>116.45</td> <td>-----</td> <td>-----</td> <td>106.50</td> <td>32.49</td> <td>7.17</td> <td>35.71</td> <td>6.00</td> <td>345</td> <td>27</td> <td>PEAK</td> </tr> </tbody> </table>	Limit	Read	Ant	Cable	Preamp	Aux	APos	TPos	Remark	Freq	Level	Line Margin	Level Factor	Loss Factor	Factor				MHz	dBuV/m	dBuV/m	dB	dBuV	dB/m	dB	dB	cm	deg	1	2422.00	116.45	-----	-----	106.50	32.49	7.17	35.71	6.00	345	27	PEAK
	Limit	Read	Ant	Cable	Preamp	Aux	APos	TPos	Remark																																																																											
Freq	Level	Line Margin	Level Factor	Loss Factor	Factor																																																																															
MHz	dBuV/m	dBuV/m	dB	dBuV	dB/m	dB	dB	cm	deg																																																																											
1	2387.64	58.94	74.00	-15.06	49.10	32.44	7.11	35.71	6.00	345	27	PEAK																																																																								
Limit	Read	Ant	Cable	Preamp	Aux	APos	TPos	Remark																																																																												
Freq	Level	Line Margin	Level Factor	Loss Factor	Factor																																																																															
MHz	dBuV/m	dBuV/m	dB	dBuV	dB/m	dB	dB	cm	deg																																																																											
1	2422.00	116.45	-----	-----	106.50	32.49	7.17	35.71	6.00	345	27	PEAK																																																																								
Avg	<table border="1"> <thead> <tr> <th>Limit</th> <th>Read</th> <th>Ant</th> <th>Cable</th> <th>Preamp</th> <th>Aux</th> <th>APos</th> <th>TPos</th> <th>Remark</th> </tr> <tr> <th>Freq</th> <th>Level</th> <th>Line Margin</th> <th>Level Factor</th> <th>Loss Factor</th> <th>Factor</th> <th></th> <th></th> <th></th> </tr> <tr> <th>MHz</th> <th>dBuV/m</th> <th>dBuV/m</th> <th>dB</th> <th>dBuV</th> <th>dB/m</th> <th>dB</th> <th>dB</th> <th>cm</th> <th>deg</th> </tr> </thead> <tbody> <tr> <td>1</td> <td>2386.99</td> <td>48.40</td> <td>54.00</td> <td>-5.60</td> <td>38.56</td> <td>32.44</td> <td>7.11</td> <td>35.71</td> <td>6.00</td> <td>345</td> <td>27</td> <td>AVERAGE</td> </tr> </tbody> </table>	Limit	Read	Ant	Cable	Preamp	Aux	APos	TPos	Remark	Freq	Level	Line Margin	Level Factor	Loss Factor	Factor				MHz	dBuV/m	dBuV/m	dB	dBuV	dB/m	dB	dB	cm	deg	1	2386.99	48.40	54.00	-5.60	38.56	32.44	7.11	35.71	6.00	345	27	AVERAGE	<table border="1"> <thead> <tr> <th>Limit</th> <th>Read</th> <th>Ant</th> <th>Cable</th> <th>Preamp</th> <th>Aux</th> <th>APos</th> <th>TPos</th> <th>Remark</th> </tr> <tr> <th>Freq</th> <th>Level</th> <th>Line Margin</th> <th>Level Factor</th> <th>Loss Factor</th> <th>Factor</th> <th></th> <th></th> <th></th> </tr> <tr> <th>MHz</th> <th>dBuV/m</th> <th>dBuV/m</th> <th>dB</th> <th>dBuV</th> <th>dB/m</th> <th>dB</th> <th>dB</th> <th>cm</th> <th>deg</th> </tr> </thead> <tbody> <tr> <td>1</td> <td>2422.00</td> <td>111.93</td> <td>-----</td> <td>-----</td> <td>101.98</td> <td>32.49</td> <td>7.17</td> <td>35.71</td> <td>6.00</td> <td>345</td> <td>27</td> <td>AVERAGE</td> </tr> </tbody> </table>	Limit	Read	Ant	Cable	Preamp	Aux	APos	TPos	Remark	Freq	Level	Line Margin	Level Factor	Loss Factor	Factor				MHz	dBuV/m	dBuV/m	dB	dBuV	dB/m	dB	dB	cm	deg	1	2422.00	111.93	-----	-----	101.98	32.49	7.17	35.71	6.00	345	27	AVERAGE
	Limit	Read	Ant	Cable	Preamp	Aux	APos	TPos	Remark																																																																											
Freq	Level	Line Margin	Level Factor	Loss Factor	Factor																																																																															
MHz	dBuV/m	dBuV/m	dB	dBuV	dB/m	dB	dB	cm	deg																																																																											
1	2386.99	48.40	54.00	-5.60	38.56	32.44	7.11	35.71	6.00	345	27	AVERAGE																																																																								
Limit	Read	Ant	Cable	Preamp	Aux	APos	TPos	Remark																																																																												
Freq	Level	Line Margin	Level Factor	Loss Factor	Factor																																																																															
MHz	dBuV/m	dBuV/m	dB	dBuV	dB/m	dB	dB	cm	deg																																																																											
1	2422.00	111.93	-----	-----	101.98	32.49	7.17	35.71	6.00	345	27	AVERAGE																																																																								

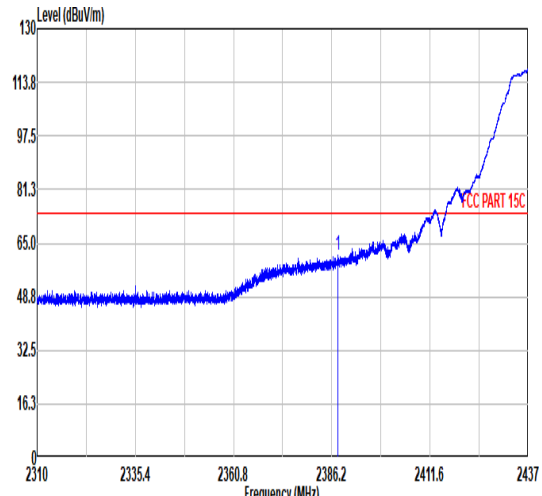
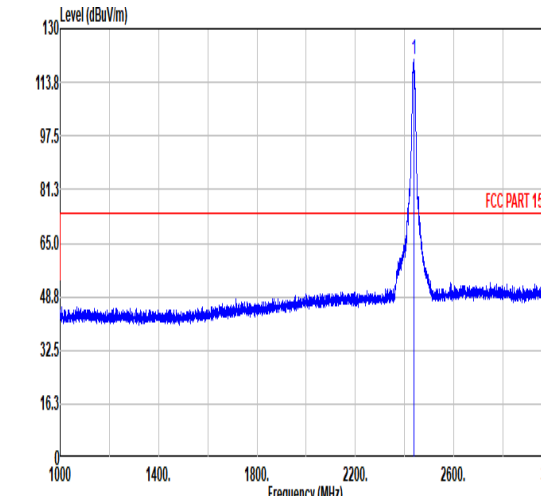
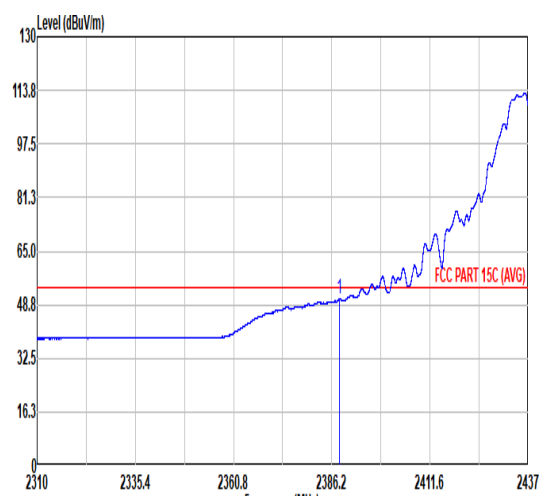
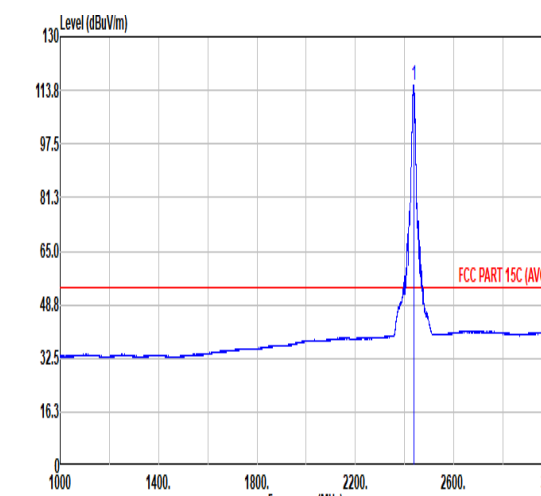


Mode	4																																																																																			
	Band Edge - L																																																																																			
	2400-2483.5_802.11b_CH06_2437MHz																																																																																			
ANT	CDD 1S3T																																																																																			
Pol.	Horizontal	Fundamental																																																																																		
Peak	<table border="1"> <thead> <tr> <th>Limit</th> <th>Read</th> <th>Ant</th> <th>Cable</th> <th>Preamp</th> <th>Aux</th> <th>APos</th> <th>TPos</th> <th>Remark</th> </tr> <tr> <th>Freq</th> <th>Level</th> <th>Line Margin</th> <th>Level Factor</th> <th>Loss Factor</th> <th>Factor</th> <th></th> <th></th> <th></th> </tr> <tr> <th>MHz</th> <th>dBuV/m</th> <th>dBuV/m</th> <th>dB</th> <th>dBuV</th> <th>dB/m</th> <th>dB</th> <th>dB</th> <th>cm</th> <th>deg</th> </tr> </thead> <tbody> <tr> <td>1</td> <td>2389.76</td> <td>63.18</td> <td>74.00</td> <td>-10.82</td> <td>53.34</td> <td>32.44</td> <td>7.11</td> <td>35.71</td> <td>6.00</td> <td>193</td> <td>360</td> <td>PEAK</td> </tr> </tbody> </table>	Limit	Read	Ant	Cable	Preamp	Aux	APos	TPos	Remark	Freq	Level	Line Margin	Level Factor	Loss Factor	Factor				MHz	dBuV/m	dBuV/m	dB	dBuV	dB/m	dB	dB	cm	deg	1	2389.76	63.18	74.00	-10.82	53.34	32.44	7.11	35.71	6.00	193	360	PEAK	<table border="1"> <thead> <tr> <th>Limit</th> <th>Read</th> <th>Ant</th> <th>Cable</th> <th>Preamp</th> <th>Aux</th> <th>APos</th> <th>TPos</th> <th>Remark</th> </tr> <tr> <th>Freq</th> <th>Level</th> <th>Line Margin</th> <th>Level Factor</th> <th>Loss Factor</th> <th>Factor</th> <th></th> <th></th> <th></th> </tr> <tr> <th>MHz</th> <th>dBuV/m</th> <th>dBuV/m</th> <th>dB</th> <th>dBuV</th> <th>dB/m</th> <th>dB</th> <th>dB</th> <th>cm</th> <th>deg</th> </tr> </thead> <tbody> <tr> <td>1</td> <td>2437.00</td> <td>120.86</td> <td>-----</td> <td>-----</td> <td>110.85</td> <td>32.51</td> <td>7.20</td> <td>35.70</td> <td>6.00</td> <td>193</td> <td>360</td> <td>PEAK</td> </tr> </tbody> </table>	Limit	Read	Ant	Cable	Preamp	Aux	APos	TPos	Remark	Freq	Level	Line Margin	Level Factor	Loss Factor	Factor				MHz	dBuV/m	dBuV/m	dB	dBuV	dB/m	dB	dB	cm	deg	1	2437.00	120.86	-----	-----	110.85	32.51	7.20	35.70	6.00	193	360	PEAK
	Limit	Read	Ant	Cable	Preamp	Aux	APos	TPos	Remark																																																																											
Freq	Level	Line Margin	Level Factor	Loss Factor	Factor																																																																															
MHz	dBuV/m	dBuV/m	dB	dBuV	dB/m	dB	dB	cm	deg																																																																											
1	2389.76	63.18	74.00	-10.82	53.34	32.44	7.11	35.71	6.00	193	360	PEAK																																																																								
Limit	Read	Ant	Cable	Preamp	Aux	APos	TPos	Remark																																																																												
Freq	Level	Line Margin	Level Factor	Loss Factor	Factor																																																																															
MHz	dBuV/m	dBuV/m	dB	dBuV	dB/m	dB	dB	cm	deg																																																																											
1	2437.00	120.86	-----	-----	110.85	32.51	7.20	35.70	6.00	193	360	PEAK																																																																								
Avg	<table border="1"> <thead> <tr> <th>Limit</th> <th>Read</th> <th>Ant</th> <th>Cable</th> <th>Preamp</th> <th>Aux</th> <th>APos</th> <th>TPos</th> <th>Remark</th> </tr> <tr> <th>Freq</th> <th>Level</th> <th>Line Margin</th> <th>Level Factor</th> <th>Loss Factor</th> <th>Factor</th> <th></th> <th></th> <th></th> </tr> <tr> <th>MHz</th> <th>dBuV/m</th> <th>dBuV/m</th> <th>dB</th> <th>dBuV</th> <th>dB/m</th> <th>dB</th> <th>dB</th> <th>cm</th> <th>deg</th> </tr> </thead> <tbody> <tr> <td>1</td> <td>2388.74</td> <td>51.88</td> <td>54.00</td> <td>-2.12</td> <td>42.04</td> <td>32.44</td> <td>7.11</td> <td>35.71</td> <td>6.00</td> <td>193</td> <td>360</td> <td>AVERAGE</td> </tr> </tbody> </table>	Limit	Read	Ant	Cable	Preamp	Aux	APos	TPos	Remark	Freq	Level	Line Margin	Level Factor	Loss Factor	Factor				MHz	dBuV/m	dBuV/m	dB	dBuV	dB/m	dB	dB	cm	deg	1	2388.74	51.88	54.00	-2.12	42.04	32.44	7.11	35.71	6.00	193	360	AVERAGE	<table border="1"> <thead> <tr> <th>Limit</th> <th>Read</th> <th>Ant</th> <th>Cable</th> <th>Preamp</th> <th>Aux</th> <th>APos</th> <th>TPos</th> <th>Remark</th> </tr> <tr> <th>Freq</th> <th>Level</th> <th>Line Margin</th> <th>Level Factor</th> <th>Loss Factor</th> <th>Factor</th> <th></th> <th></th> <th></th> </tr> <tr> <th>MHz</th> <th>dBuV/m</th> <th>dBuV/m</th> <th>dB</th> <th>dBuV</th> <th>dB/m</th> <th>dB</th> <th>dB</th> <th>cm</th> <th>deg</th> </tr> </thead> <tbody> <tr> <td>1</td> <td>2437.00</td> <td>115.31</td> <td>-----</td> <td>-----</td> <td>105.30</td> <td>32.51</td> <td>7.20</td> <td>35.70</td> <td>6.00</td> <td>193</td> <td>360</td> <td>AVERAGE</td> </tr> </tbody> </table>	Limit	Read	Ant	Cable	Preamp	Aux	APos	TPos	Remark	Freq	Level	Line Margin	Level Factor	Loss Factor	Factor				MHz	dBuV/m	dBuV/m	dB	dBuV	dB/m	dB	dB	cm	deg	1	2437.00	115.31	-----	-----	105.30	32.51	7.20	35.70	6.00	193	360	AVERAGE
Limit	Read	Ant	Cable	Preamp	Aux	APos	TPos	Remark																																																																												
Freq	Level	Line Margin	Level Factor	Loss Factor	Factor																																																																															
MHz	dBuV/m	dBuV/m	dB	dBuV	dB/m	dB	dB	cm	deg																																																																											
1	2388.74	51.88	54.00	-2.12	42.04	32.44	7.11	35.71	6.00	193	360	AVERAGE																																																																								
Limit	Read	Ant	Cable	Preamp	Aux	APos	TPos	Remark																																																																												
Freq	Level	Line Margin	Level Factor	Loss Factor	Factor																																																																															
MHz	dBuV/m	dBuV/m	dB	dBuV	dB/m	dB	dB	cm	deg																																																																											
1	2437.00	115.31	-----	-----	105.30	32.51	7.20	35.70	6.00	193	360	AVERAGE																																																																								



	<b>4</b>																																																		
<b>Mode</b>	<b>Band Edge - R</b>																																																		
	<b>2400-2483.5_802.11b_CH06_2437MHz</b>																																																		
<b>ANT</b>	<b>CDD 1S3T</b>																																																		
<b>Pol.</b>	<b>Horizontal</b>	<b>Fundamental</b>																																																	
<b>Peak</b>	<table border="1" data-bbox="268 1115 774 1238"> <thead> <tr> <th>Limit</th> <th>Read</th> <th>Ant</th> <th>Cable</th> <th>Preamp</th> <th>Aux</th> <th>APos</th> <th>TPos</th> <th>Remark</th> </tr> <tr> <th>Freq</th> <th>Level</th> <th>Line</th> <th>Margin</th> <th>Level</th> <th>Factor</th> <th>Loss</th> <th>Factor</th> <th>Factor</th> </tr> <tr> <th>MHz</th> <th>dBuV/m</th> <th>dBuV/m</th> <th>dB</th> <th>dBuV</th> <th>dB/m</th> <th>dB</th> <th>dB</th> <th>dB</th> </tr> <tr> <th></th> <th></th> <th></th> <th></th> <th></th> <th></th> <th></th> <th>cm</th> <th>deg</th> </tr> </thead> <tbody> <tr> <td>1</td> <td>2484.76</td> <td>62.86</td> <td>74.00</td> <td>-11.14</td> <td>52.68</td> <td>32.58</td> <td>7.29</td> <td>35.69</td> <td>6.00</td> <td>193</td> <td>360</td> <td>PEAK</td> </tr> </tbody> </table>	Limit	Read	Ant	Cable	Preamp	Aux	APos	TPos	Remark	Freq	Level	Line	Margin	Level	Factor	Loss	Factor	Factor	MHz	dBuV/m	dBuV/m	dB	dBuV	dB/m	dB	dB	dB								cm	deg	1	2484.76	62.86	74.00	-11.14	52.68	32.58	7.29	35.69	6.00	193	360	PEAK	<b>Blank</b>
Limit	Read	Ant	Cable	Preamp	Aux	APos	TPos	Remark																																											
Freq	Level	Line	Margin	Level	Factor	Loss	Factor	Factor																																											
MHz	dBuV/m	dBuV/m	dB	dBuV	dB/m	dB	dB	dB																																											
							cm	deg																																											
1	2484.76	62.86	74.00	-11.14	52.68	32.58	7.29	35.69	6.00	193	360	PEAK																																							
<b>Avg</b>	<table border="1" data-bbox="268 1798 774 1921"> <thead> <tr> <th>Limit</th> <th>Read</th> <th>Ant</th> <th>Cable</th> <th>Preamp</th> <th>Aux</th> <th>APos</th> <th>TPos</th> <th>Remark</th> </tr> <tr> <th>Freq</th> <th>Level</th> <th>Line</th> <th>Margin</th> <th>Level</th> <th>Factor</th> <th>Loss</th> <th>Factor</th> <th>Factor</th> </tr> <tr> <th>MHz</th> <th>dBuV/m</th> <th>dBuV/m</th> <th>dB</th> <th>dBuV</th> <th>dB/m</th> <th>dB</th> <th>dB</th> <th>dB</th> </tr> <tr> <th></th> <th></th> <th></th> <th></th> <th></th> <th></th> <th></th> <th>cm</th> <th>deg</th> </tr> </thead> <tbody> <tr> <td>1</td> <td>2483.60</td> <td>50.11</td> <td>54.00</td> <td>-3.89</td> <td>39.93</td> <td>32.58</td> <td>7.29</td> <td>35.69</td> <td>6.00</td> <td>193</td> <td>360</td> <td>AVERAGE</td> </tr> </tbody> </table>	Limit	Read	Ant	Cable	Preamp	Aux	APos	TPos	Remark	Freq	Level	Line	Margin	Level	Factor	Loss	Factor	Factor	MHz	dBuV/m	dBuV/m	dB	dBuV	dB/m	dB	dB	dB								cm	deg	1	2483.60	50.11	54.00	-3.89	39.93	32.58	7.29	35.69	6.00	193	360	AVERAGE	<b>Blank</b>
Limit	Read	Ant	Cable	Preamp	Aux	APos	TPos	Remark																																											
Freq	Level	Line	Margin	Level	Factor	Loss	Factor	Factor																																											
MHz	dBuV/m	dBuV/m	dB	dBuV	dB/m	dB	dB	dB																																											
							cm	deg																																											
1	2483.60	50.11	54.00	-3.89	39.93	32.58	7.29	35.69	6.00	193	360	AVERAGE																																							



Mode	4																																																																																			
	Band Edge - L																																																																																			
	2400-2483.5_802.11b_CH06_2437MHz																																																																																			
ANT	CDD 1S3T																																																																																			
Pol.	Vertical	Fundamental																																																																																		
Peak	 <p>Level (dBuV/m)</p> <p>Frequency (MHz)</p> <table border="1"> <thead> <tr> <th>Limit</th> <th>Read</th> <th>Ant</th> <th>Cable</th> <th>Preamp</th> <th>Aux</th> <th>APos</th> <th>TPos</th> <th>Remark</th> </tr> <tr> <th>Freq</th> <th>Level</th> <th>Line Margin</th> <th>Level Factor</th> <th>Loss Factor</th> <th>Factor</th> <th></th> <th></th> <th></th> </tr> <tr> <th>MHz</th> <th>dBuV/m</th> <th>dBuV/m</th> <th>dB</th> <th>dBuV</th> <th>dB/m</th> <th>dB</th> <th>dB</th> <th>cm</th> <th>deg</th> </tr> </thead> <tbody> <tr> <td>1</td> <td>2387.76</td> <td>61.19</td> <td>74.00</td> <td>-12.81</td> <td>51.35</td> <td>32.44</td> <td>7.11</td> <td>35.71</td> <td>6.00</td> <td>100</td> <td>64</td> <td>PEAK</td> </tr> </tbody> </table>	Limit	Read	Ant	Cable	Preamp	Aux	APos	TPos	Remark	Freq	Level	Line Margin	Level Factor	Loss Factor	Factor				MHz	dBuV/m	dBuV/m	dB	dBuV	dB/m	dB	dB	cm	deg	1	2387.76	61.19	74.00	-12.81	51.35	32.44	7.11	35.71	6.00	100	64	PEAK	 <p>Level (dBuV/m)</p> <p>Frequency (MHz)</p> <table border="1"> <thead> <tr> <th>Limit</th> <th>Read</th> <th>Ant</th> <th>Cable</th> <th>Preamp</th> <th>Aux</th> <th>APos</th> <th>TPos</th> <th>Remark</th> </tr> <tr> <th>Freq</th> <th>Level</th> <th>Line Margin</th> <th>Level Factor</th> <th>Loss Factor</th> <th>Factor</th> <th></th> <th></th> <th></th> </tr> <tr> <th>MHz</th> <th>dBuV/m</th> <th>dBuV/m</th> <th>dB</th> <th>dBuV</th> <th>dB/m</th> <th>dB</th> <th>dB</th> <th>cm</th> <th>deg</th> </tr> </thead> <tbody> <tr> <td>1</td> <td>2437.00</td> <td>120.68</td> <td>-----</td> <td>-----</td> <td>110.67</td> <td>32.51</td> <td>7.20</td> <td>35.70</td> <td>6.00</td> <td>100</td> <td>64</td> <td>PEAK</td> </tr> </tbody> </table>	Limit	Read	Ant	Cable	Preamp	Aux	APos	TPos	Remark	Freq	Level	Line Margin	Level Factor	Loss Factor	Factor				MHz	dBuV/m	dBuV/m	dB	dBuV	dB/m	dB	dB	cm	deg	1	2437.00	120.68	-----	-----	110.67	32.51	7.20	35.70	6.00	100	64	PEAK
	Limit	Read	Ant	Cable	Preamp	Aux	APos	TPos	Remark																																																																											
Freq	Level	Line Margin	Level Factor	Loss Factor	Factor																																																																															
MHz	dBuV/m	dBuV/m	dB	dBuV	dB/m	dB	dB	cm	deg																																																																											
1	2387.76	61.19	74.00	-12.81	51.35	32.44	7.11	35.71	6.00	100	64	PEAK																																																																								
Limit	Read	Ant	Cable	Preamp	Aux	APos	TPos	Remark																																																																												
Freq	Level	Line Margin	Level Factor	Loss Factor	Factor																																																																															
MHz	dBuV/m	dBuV/m	dB	dBuV	dB/m	dB	dB	cm	deg																																																																											
1	2437.00	120.68	-----	-----	110.67	32.51	7.20	35.70	6.00	100	64	PEAK																																																																								
Avg	 <p>Level (dBuV/m)</p> <p>Frequency (MHz)</p> <table border="1"> <thead> <tr> <th>Limit</th> <th>Read</th> <th>Ant</th> <th>Cable</th> <th>Preamp</th> <th>Aux</th> <th>APos</th> <th>TPos</th> <th>Remark</th> </tr> <tr> <th>Freq</th> <th>Level</th> <th>Line Margin</th> <th>Level Factor</th> <th>Loss Factor</th> <th>Factor</th> <th></th> <th></th> <th></th> </tr> <tr> <th>MHz</th> <th>dBuV/m</th> <th>dBuV/m</th> <th>dB</th> <th>dBuV</th> <th>dB/m</th> <th>dB</th> <th>dB</th> <th>cm</th> <th>deg</th> </tr> </thead> <tbody> <tr> <td>1</td> <td>2388.16</td> <td>50.60</td> <td>54.00</td> <td>-3.40</td> <td>40.76</td> <td>32.44</td> <td>7.11</td> <td>35.71</td> <td>6.00</td> <td>100</td> <td>64</td> <td>AVERAGE</td> </tr> </tbody> </table>	Limit	Read	Ant	Cable	Preamp	Aux	APos	TPos	Remark	Freq	Level	Line Margin	Level Factor	Loss Factor	Factor				MHz	dBuV/m	dBuV/m	dB	dBuV	dB/m	dB	dB	cm	deg	1	2388.16	50.60	54.00	-3.40	40.76	32.44	7.11	35.71	6.00	100	64	AVERAGE	 <p>Level (dBuV/m)</p> <p>Frequency (MHz)</p> <table border="1"> <thead> <tr> <th>Limit</th> <th>Read</th> <th>Ant</th> <th>Cable</th> <th>Preamp</th> <th>Aux</th> <th>APos</th> <th>TPos</th> <th>Remark</th> </tr> <tr> <th>Freq</th> <th>Level</th> <th>Line Margin</th> <th>Level Factor</th> <th>Loss Factor</th> <th>Factor</th> <th></th> <th></th> <th></th> </tr> <tr> <th>MHz</th> <th>dBuV/m</th> <th>dBuV/m</th> <th>dB</th> <th>dBuV</th> <th>dB/m</th> <th>dB</th> <th>dB</th> <th>cm</th> <th>deg</th> </tr> </thead> <tbody> <tr> <td>1</td> <td>2437.00</td> <td>115.38</td> <td>-----</td> <td>-----</td> <td>105.37</td> <td>32.51</td> <td>7.20</td> <td>35.70</td> <td>6.00</td> <td>100</td> <td>64</td> <td>AVERAGE</td> </tr> </tbody> </table>	Limit	Read	Ant	Cable	Preamp	Aux	APos	TPos	Remark	Freq	Level	Line Margin	Level Factor	Loss Factor	Factor				MHz	dBuV/m	dBuV/m	dB	dBuV	dB/m	dB	dB	cm	deg	1	2437.00	115.38	-----	-----	105.37	32.51	7.20	35.70	6.00	100	64	AVERAGE
Limit	Read	Ant	Cable	Preamp	Aux	APos	TPos	Remark																																																																												
Freq	Level	Line Margin	Level Factor	Loss Factor	Factor																																																																															
MHz	dBuV/m	dBuV/m	dB	dBuV	dB/m	dB	dB	cm	deg																																																																											
1	2388.16	50.60	54.00	-3.40	40.76	32.44	7.11	35.71	6.00	100	64	AVERAGE																																																																								
Limit	Read	Ant	Cable	Preamp	Aux	APos	TPos	Remark																																																																												
Freq	Level	Line Margin	Level Factor	Loss Factor	Factor																																																																															
MHz	dBuV/m	dBuV/m	dB	dBuV	dB/m	dB	dB	cm	deg																																																																											
1	2437.00	115.38	-----	-----	105.37	32.51	7.20	35.70	6.00	100	64	AVERAGE																																																																								



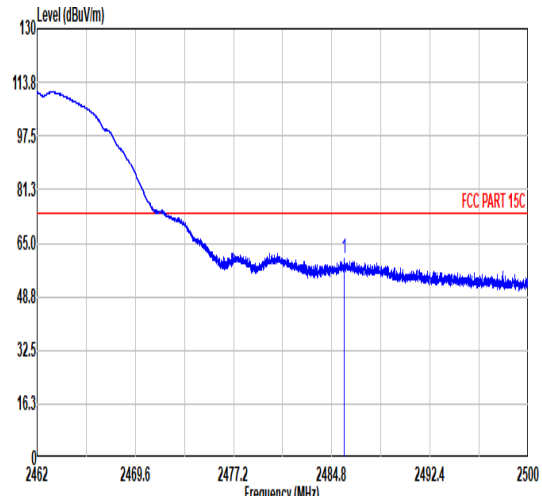
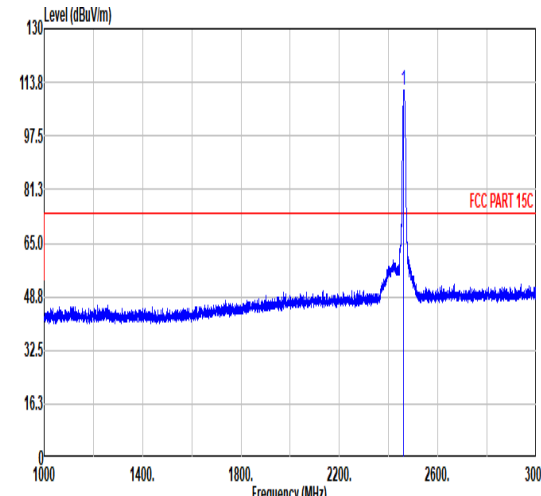
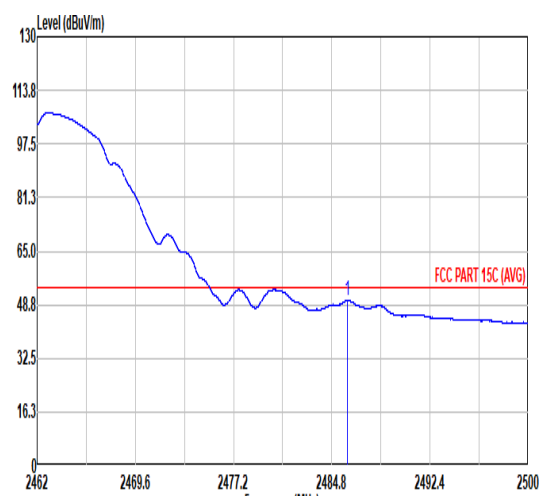
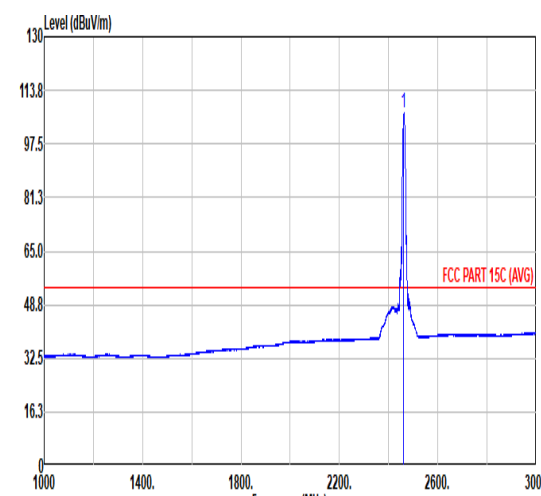


Mode	4																																																											
	Band Edge - R																																																											
	2400-2483.5_802.11b_CH06_2437MHz																																																											
ANT	CDD 1S3T																																																											
Pol.	Vertical	Fundamental																																																										
Peak	<table border="1"> <thead> <tr> <th>Limit</th> <th>Read</th> <th>Ant</th> <th>Cable</th> <th>Preamp</th> <th>Aux</th> <th>APos</th> <th>TPos</th> <th>Remark</th> </tr> <tr> <th>Freq</th> <th>Level</th> <th>Line</th> <th>Margin</th> <th>Level</th> <th>Factor</th> <th>Loss</th> <th>Factor</th> <th>Factor</th> </tr> <tr> <th>MHz</th> <th>dBuV/m</th> <th>dBuV/m</th> <th>dB</th> <th>dBuV</th> <th>dB/m</th> <th>dB</th> <th>dB</th> <th>dB</th> </tr> <tr> <th></th> <th></th> <th></th> <th></th> <th></th> <th></th> <th></th> <th></th> <th>cm</th> </tr> <tr> <th></th> <th></th> <th></th> <th></th> <th></th> <th></th> <th></th> <th></th> <th>deg</th> </tr> </thead> <tbody> <tr> <td>1</td> <td>2494.33</td> <td>59.12</td> <td>74.00</td> <td>-14.88</td> <td>48.91</td> <td>32.59</td> <td>7.31</td> <td>35.69</td> <td>6.00</td> <td>100</td> <td>64</td> <td>PEAK</td> </tr> </tbody> </table>	Limit	Read	Ant	Cable	Preamp	Aux	APos	TPos	Remark	Freq	Level	Line	Margin	Level	Factor	Loss	Factor	Factor	MHz	dBuV/m	dBuV/m	dB	dBuV	dB/m	dB	dB	dB									cm									deg	1	2494.33	59.12	74.00	-14.88	48.91	32.59	7.31	35.69	6.00	100	64	PEAK	Blank
Limit	Read	Ant	Cable	Preamp	Aux	APos	TPos	Remark																																																				
Freq	Level	Line	Margin	Level	Factor	Loss	Factor	Factor																																																				
MHz	dBuV/m	dBuV/m	dB	dBuV	dB/m	dB	dB	dB																																																				
								cm																																																				
								deg																																																				
1	2494.33	59.12	74.00	-14.88	48.91	32.59	7.31	35.69	6.00	100	64	PEAK																																																
Avg	<table border="1"> <thead> <tr> <th>Limit</th> <th>Read</th> <th>Ant</th> <th>Cable</th> <th>Preamp</th> <th>Aux</th> <th>APos</th> <th>TPos</th> <th>Remark</th> </tr> <tr> <th>Freq</th> <th>Level</th> <th>Line</th> <th>Margin</th> <th>Level</th> <th>Factor</th> <th>Loss</th> <th>Factor</th> <th>Factor</th> </tr> <tr> <th>MHz</th> <th>dBuV/m</th> <th>dBuV/m</th> <th>dB</th> <th>dBuV</th> <th>dB/m</th> <th>dB</th> <th>dB</th> <th>dB</th> </tr> <tr> <th></th> <th></th> <th></th> <th></th> <th></th> <th></th> <th></th> <th></th> <th>cm</th> </tr> <tr> <th></th> <th></th> <th></th> <th></th> <th></th> <th></th> <th></th> <th></th> <th>deg</th> </tr> </thead> <tbody> <tr> <td>1</td> <td>2483.85</td> <td>46.68</td> <td>54.00</td> <td>-7.32</td> <td>36.50</td> <td>32.58</td> <td>7.29</td> <td>35.69</td> <td>6.00</td> <td>100</td> <td>64</td> <td>AVERAGE</td> </tr> </tbody> </table>	Limit	Read	Ant	Cable	Preamp	Aux	APos	TPos	Remark	Freq	Level	Line	Margin	Level	Factor	Loss	Factor	Factor	MHz	dBuV/m	dBuV/m	dB	dBuV	dB/m	dB	dB	dB									cm									deg	1	2483.85	46.68	54.00	-7.32	36.50	32.58	7.29	35.69	6.00	100	64	AVERAGE	Blank
Limit	Read	Ant	Cable	Preamp	Aux	APos	TPos	Remark																																																				
Freq	Level	Line	Margin	Level	Factor	Loss	Factor	Factor																																																				
MHz	dBuV/m	dBuV/m	dB	dBuV	dB/m	dB	dB	dB																																																				
								cm																																																				
								deg																																																				
1	2483.85	46.68	54.00	-7.32	36.50	32.58	7.29	35.69	6.00	100	64	AVERAGE																																																



Mode	4																																																																																																																																																																												
	Harmonic																																																																																																																																																																												
	2400-2483.5_802.11b_CH06_2437MHz																																																																																																																																																																												
ANT	CDD 1S3T																																																																																																																																																																												
Pol.	Horizontal	Vertical																																																																																																																																																																											
Peak Avg	<table border="1"> <thead> <tr> <th>Limit</th> <th>Read</th> <th>Ant</th> <th>Cable</th> <th>Preamp</th> <th>Aux</th> <th>APos</th> <th>TPos</th> <th>Remark</th> </tr> <tr> <th>Freq</th> <th>Level</th> <th>Line</th> <th>Margin</th> <th>Level</th> <th>Factor</th> <th>Loss</th> <th>Factor</th> <th>Factor</th> </tr> <tr> <th>MHz</th> <th>dBuV/m</th> <th>dBuV/m</th> <th>dB</th> <th>dBuV</th> <th>dB/m</th> <th>dB</th> <th>dB</th> <th>dB</th> </tr> </thead> <tbody> <tr> <td>1</td> <td>4000.00</td> <td>46.62</td> <td>74.00</td> <td>-27.38</td> <td>66.88</td> <td>33.90</td> <td>9.52</td> <td>63.68</td> <td>0.00</td> <td>225</td> <td>188</td> <td>Peak</td> </tr> <tr> <td>2</td> <td>4874.00</td> <td>43.92</td> <td>74.00</td> <td>-30.08</td> <td>62.42</td> <td>34.60</td> <td>10.38</td> <td>63.48</td> <td>0.00</td> <td>---</td> <td>---</td> <td>PEAK</td> </tr> <tr> <td>3</td> <td>7311.00</td> <td>45.64</td> <td>74.00</td> <td>-28.36</td> <td>60.59</td> <td>35.90</td> <td>12.82</td> <td>63.67</td> <td>0.00</td> <td>---</td> <td>---</td> <td>PEAK</td> </tr> <tr> <td>4</td> <td>9748.00</td> <td>46.48</td> <td>74.00</td> <td>-27.52</td> <td>56.19</td> <td>37.56</td> <td>14.95</td> <td>62.22</td> <td>0.00</td> <td>---</td> <td>---</td> <td>PEAK</td> </tr> </tbody> </table>	Limit	Read	Ant	Cable	Preamp	Aux	APos	TPos	Remark	Freq	Level	Line	Margin	Level	Factor	Loss	Factor	Factor	MHz	dBuV/m	dBuV/m	dB	dBuV	dB/m	dB	dB	dB	1	4000.00	46.62	74.00	-27.38	66.88	33.90	9.52	63.68	0.00	225	188	Peak	2	4874.00	43.92	74.00	-30.08	62.42	34.60	10.38	63.48	0.00	---	---	PEAK	3	7311.00	45.64	74.00	-28.36	60.59	35.90	12.82	63.67	0.00	---	---	PEAK	4	9748.00	46.48	74.00	-27.52	56.19	37.56	14.95	62.22	0.00	---	---	PEAK	<table border="1"> <thead> <tr> <th>Limit</th> <th>Read</th> <th>Ant</th> <th>Cable</th> <th>Preamp</th> <th>Aux</th> <th>APos</th> <th>TPos</th> <th>Remark</th> </tr> <tr> <th>Freq</th> <th>Level</th> <th>Line</th> <th>Margin</th> <th>Level</th> <th>Factor</th> <th>Loss</th> <th>Factor</th> <th>Factor</th> </tr> <tr> <th>MHz</th> <th>dBuV/m</th> <th>dBuV/m</th> <th>dB</th> <th>dBuV</th> <th>dB/m</th> <th>dB</th> <th>dB</th> <th>dB</th> </tr> </thead> <tbody> <tr> <td>1</td> <td>4000.00</td> <td>48.75</td> <td>74.00</td> <td>-25.25</td> <td>69.01</td> <td>33.90</td> <td>9.52</td> <td>63.68</td> <td>0.00</td> <td>225</td> <td>188</td> <td>Peak</td> </tr> <tr> <td>2</td> <td>4874.00</td> <td>43.60</td> <td>74.00</td> <td>-30.40</td> <td>62.10</td> <td>34.60</td> <td>10.38</td> <td>63.48</td> <td>0.00</td> <td>---</td> <td>---</td> <td>PEAK</td> </tr> <tr> <td>3</td> <td>7311.00</td> <td>44.06</td> <td>74.00</td> <td>-29.94</td> <td>59.01</td> <td>35.90</td> <td>12.82</td> <td>63.67</td> <td>0.00</td> <td>---</td> <td>---</td> <td>PEAK</td> </tr> <tr> <td>4</td> <td>9748.00</td> <td>54.93</td> <td>74.00</td> <td>-19.07</td> <td>64.64</td> <td>37.56</td> <td>14.95</td> <td>62.22</td> <td>0.00</td> <td>---</td> <td>---</td> <td>PEAK</td> </tr> <tr> <td>5</td> <td>9748.00</td> <td>53.03</td> <td>54.00</td> <td>-0.97</td> <td>62.74</td> <td>37.56</td> <td>14.95</td> <td>62.22</td> <td>0.00</td> <td>---</td> <td>---</td> <td>Average</td> </tr> </tbody> </table>	Limit	Read	Ant	Cable	Preamp	Aux	APos	TPos	Remark	Freq	Level	Line	Margin	Level	Factor	Loss	Factor	Factor	MHz	dBuV/m	dBuV/m	dB	dBuV	dB/m	dB	dB	dB	1	4000.00	48.75	74.00	-25.25	69.01	33.90	9.52	63.68	0.00	225	188	Peak	2	4874.00	43.60	74.00	-30.40	62.10	34.60	10.38	63.48	0.00	---	---	PEAK	3	7311.00	44.06	74.00	-29.94	59.01	35.90	12.82	63.67	0.00	---	---	PEAK	4	9748.00	54.93	74.00	-19.07	64.64	37.56	14.95	62.22	0.00	---	---	PEAK	5	9748.00	53.03	54.00	-0.97	62.74	37.56	14.95	62.22	0.00	---	---	Average
Limit	Read	Ant	Cable	Preamp	Aux	APos	TPos	Remark																																																																																																																																																																					
Freq	Level	Line	Margin	Level	Factor	Loss	Factor	Factor																																																																																																																																																																					
MHz	dBuV/m	dBuV/m	dB	dBuV	dB/m	dB	dB	dB																																																																																																																																																																					
1	4000.00	46.62	74.00	-27.38	66.88	33.90	9.52	63.68	0.00	225	188	Peak																																																																																																																																																																	
2	4874.00	43.92	74.00	-30.08	62.42	34.60	10.38	63.48	0.00	---	---	PEAK																																																																																																																																																																	
3	7311.00	45.64	74.00	-28.36	60.59	35.90	12.82	63.67	0.00	---	---	PEAK																																																																																																																																																																	
4	9748.00	46.48	74.00	-27.52	56.19	37.56	14.95	62.22	0.00	---	---	PEAK																																																																																																																																																																	
Limit	Read	Ant	Cable	Preamp	Aux	APos	TPos	Remark																																																																																																																																																																					
Freq	Level	Line	Margin	Level	Factor	Loss	Factor	Factor																																																																																																																																																																					
MHz	dBuV/m	dBuV/m	dB	dBuV	dB/m	dB	dB	dB																																																																																																																																																																					
1	4000.00	48.75	74.00	-25.25	69.01	33.90	9.52	63.68	0.00	225	188	Peak																																																																																																																																																																	
2	4874.00	43.60	74.00	-30.40	62.10	34.60	10.38	63.48	0.00	---	---	PEAK																																																																																																																																																																	
3	7311.00	44.06	74.00	-29.94	59.01	35.90	12.82	63.67	0.00	---	---	PEAK																																																																																																																																																																	
4	9748.00	54.93	74.00	-19.07	64.64	37.56	14.95	62.22	0.00	---	---	PEAK																																																																																																																																																																	
5	9748.00	53.03	54.00	-0.97	62.74	37.56	14.95	62.22	0.00	---	---	Average																																																																																																																																																																	



		5																																																																																		
<b>Mode</b>		<b>Band Edge</b>																																																																																		
		2400-2483.5_802.11b_CH11_2462MHz																																																																																		
<b>ANT</b>		<b>CDD 1S3T</b>																																																																																		
<b>Pol.</b>	<b>Horizontal</b>	<b>Fundamental</b>																																																																																		
<b>Peak</b>	 <p>Level (dBuV/m) vs Frequency (MHz) plot for Horizontal polarization. The plot shows a signal level starting at approximately 113.8 dBuV/m at 2462 MHz and decreasing to about 48.8 dBuV/m at 2500 MHz. A red horizontal line indicates the FCC PART 15C limit at approximately 74 dBuV/m. A vertical blue line marks the peak at 2485.74 MHz.</p> <table border="1"> <thead> <tr> <th>Limit</th> <th>Read</th> <th>Ant</th> <th>Cable</th> <th>Preamp</th> <th>Aux</th> <th>APos</th> <th>TPos</th> <th>Remark</th> </tr> <tr> <th>Freq</th> <th>Level</th> <th>Line Margin</th> <th>Level Factor</th> <th>Loss Factor</th> <th>Factor</th> <th></th> <th></th> <th></th> </tr> <tr> <th>MHz</th> <th>dBuV/m</th> <th>dBuV/m</th> <th>dB</th> <th>dBuV</th> <th>dB/m</th> <th>dB</th> <th>dB</th> <th>cm</th> <th>deg</th> </tr> </thead> <tbody> <tr> <td>1</td> <td>2485.74</td> <td>60.19</td> <td>74.00</td> <td>-13.81</td> <td>50.01</td> <td>32.58</td> <td>7.29</td> <td>35.69</td> <td>6.00</td> <td>102</td> <td>331</td> <td>PEAK</td> </tr> </tbody> </table>	Limit	Read	Ant	Cable	Preamp	Aux	APos	TPos	Remark	Freq	Level	Line Margin	Level Factor	Loss Factor	Factor				MHz	dBuV/m	dBuV/m	dB	dBuV	dB/m	dB	dB	cm	deg	1	2485.74	60.19	74.00	-13.81	50.01	32.58	7.29	35.69	6.00	102	331	PEAK	 <p>Level (dBuV/m) vs Frequency (MHz) plot for Fundamental polarization. The plot shows a signal level starting at approximately 48.8 dBuV/m at 1000 MHz and increasing to a sharp peak of 113.8 dBuV/m at 2462.00 MHz. A red horizontal line indicates the FCC PART 15C limit at approximately 74 dBuV/m. A vertical blue line marks the peak at 2462.00 MHz.</p> <table border="1"> <thead> <tr> <th>Limit</th> <th>Read</th> <th>Ant</th> <th>Cable</th> <th>Preamp</th> <th>Aux</th> <th>APos</th> <th>TPos</th> <th>Remark</th> </tr> <tr> <th>Freq</th> <th>Level</th> <th>Line Margin</th> <th>Level Factor</th> <th>Loss Factor</th> <th>Factor</th> <th></th> <th></th> <th></th> </tr> <tr> <th>MHz</th> <th>dBuV/m</th> <th>dBuV/m</th> <th>dB</th> <th>dBuV</th> <th>dB/m</th> <th>dB</th> <th>dB</th> <th>cm</th> <th>deg</th> </tr> </thead> <tbody> <tr> <td>1</td> <td>2462.00</td> <td>111.30</td> <td>-----</td> <td>-----</td> <td>101.20</td> <td>32.55</td> <td>7.25</td> <td>35.70</td> <td>6.00</td> <td>102</td> <td>331</td> <td>PEAK</td> </tr> </tbody> </table>	Limit	Read	Ant	Cable	Preamp	Aux	APos	TPos	Remark	Freq	Level	Line Margin	Level Factor	Loss Factor	Factor				MHz	dBuV/m	dBuV/m	dB	dBuV	dB/m	dB	dB	cm	deg	1	2462.00	111.30	-----	-----	101.20	32.55	7.25	35.70	6.00	102	331	PEAK
	Limit	Read	Ant	Cable	Preamp	Aux	APos	TPos	Remark																																																																											
Freq	Level	Line Margin	Level Factor	Loss Factor	Factor																																																																															
MHz	dBuV/m	dBuV/m	dB	dBuV	dB/m	dB	dB	cm	deg																																																																											
1	2485.74	60.19	74.00	-13.81	50.01	32.58	7.29	35.69	6.00	102	331	PEAK																																																																								
Limit	Read	Ant	Cable	Preamp	Aux	APos	TPos	Remark																																																																												
Freq	Level	Line Margin	Level Factor	Loss Factor	Factor																																																																															
MHz	dBuV/m	dBuV/m	dB	dBuV	dB/m	dB	dB	cm	deg																																																																											
1	2462.00	111.30	-----	-----	101.20	32.55	7.25	35.70	6.00	102	331	PEAK																																																																								
<b>Avg</b>	 <p>Level (dBuV/m) vs Frequency (MHz) plot for Average Horizontal polarization. The plot shows a signal level starting at approximately 113.8 dBuV/m at 2462 MHz and decreasing to about 48.8 dBuV/m at 2500 MHz. A red horizontal line indicates the FCC PART 15C (AVG) limit at approximately 54 dBuV/m. A vertical blue line marks the peak at 2486.02 MHz.</p> <table border="1"> <thead> <tr> <th>Limit</th> <th>Read</th> <th>Ant</th> <th>Cable</th> <th>Preamp</th> <th>Aux</th> <th>APos</th> <th>TPos</th> <th>Remark</th> </tr> <tr> <th>Freq</th> <th>Level</th> <th>Line Margin</th> <th>Level Factor</th> <th>Loss Factor</th> <th>Factor</th> <th></th> <th></th> <th></th> </tr> <tr> <th>MHz</th> <th>dBuV/m</th> <th>dBuV/m</th> <th>dB</th> <th>dBuV</th> <th>dB/m</th> <th>dB</th> <th>dB</th> <th>cm</th> <th>deg</th> </tr> </thead> <tbody> <tr> <td>1</td> <td>2486.02</td> <td>50.16</td> <td>54.00</td> <td>-3.84</td> <td>39.98</td> <td>32.58</td> <td>7.29</td> <td>35.69</td> <td>6.00</td> <td>102</td> <td>331</td> <td>AVERAGE</td> </tr> </tbody> </table>	Limit	Read	Ant	Cable	Preamp	Aux	APos	TPos	Remark	Freq	Level	Line Margin	Level Factor	Loss Factor	Factor				MHz	dBuV/m	dBuV/m	dB	dBuV	dB/m	dB	dB	cm	deg	1	2486.02	50.16	54.00	-3.84	39.98	32.58	7.29	35.69	6.00	102	331	AVERAGE	 <p>Level (dBuV/m) vs Frequency (MHz) plot for Average Fundamental polarization. The plot shows a signal level starting at approximately 32.5 dBuV/m at 1000 MHz and increasing to a sharp peak of 113.8 dBuV/m at 2462.00 MHz. A red horizontal line indicates the FCC PART 15C (AVG) limit at approximately 54 dBuV/m. A vertical blue line marks the peak at 2462.00 MHz.</p> <table border="1"> <thead> <tr> <th>Limit</th> <th>Read</th> <th>Ant</th> <th>Cable</th> <th>Preamp</th> <th>Aux</th> <th>APos</th> <th>TPos</th> <th>Remark</th> </tr> <tr> <th>Freq</th> <th>Level</th> <th>Line Margin</th> <th>Level Factor</th> <th>Loss Factor</th> <th>Factor</th> <th></th> <th></th> <th></th> </tr> <tr> <th>MHz</th> <th>dBuV/m</th> <th>dBuV/m</th> <th>dB</th> <th>dBuV</th> <th>dB/m</th> <th>dB</th> <th>dB</th> <th>cm</th> <th>deg</th> </tr> </thead> <tbody> <tr> <td>1</td> <td>2462.00</td> <td>106.88</td> <td>-----</td> <td>-----</td> <td>96.78</td> <td>32.55</td> <td>7.25</td> <td>35.70</td> <td>6.00</td> <td>102</td> <td>331</td> <td>AVERAGE</td> </tr> </tbody> </table>	Limit	Read	Ant	Cable	Preamp	Aux	APos	TPos	Remark	Freq	Level	Line Margin	Level Factor	Loss Factor	Factor				MHz	dBuV/m	dBuV/m	dB	dBuV	dB/m	dB	dB	cm	deg	1	2462.00	106.88	-----	-----	96.78	32.55	7.25	35.70	6.00	102	331	AVERAGE
	Limit	Read	Ant	Cable	Preamp	Aux	APos	TPos	Remark																																																																											
Freq	Level	Line Margin	Level Factor	Loss Factor	Factor																																																																															
MHz	dBuV/m	dBuV/m	dB	dBuV	dB/m	dB	dB	cm	deg																																																																											
1	2486.02	50.16	54.00	-3.84	39.98	32.58	7.29	35.69	6.00	102	331	AVERAGE																																																																								
Limit	Read	Ant	Cable	Preamp	Aux	APos	TPos	Remark																																																																												
Freq	Level	Line Margin	Level Factor	Loss Factor	Factor																																																																															
MHz	dBuV/m	dBuV/m	dB	dBuV	dB/m	dB	dB	cm	deg																																																																											
1	2462.00	106.88	-----	-----	96.78	32.55	7.25	35.70	6.00	102	331	AVERAGE																																																																								

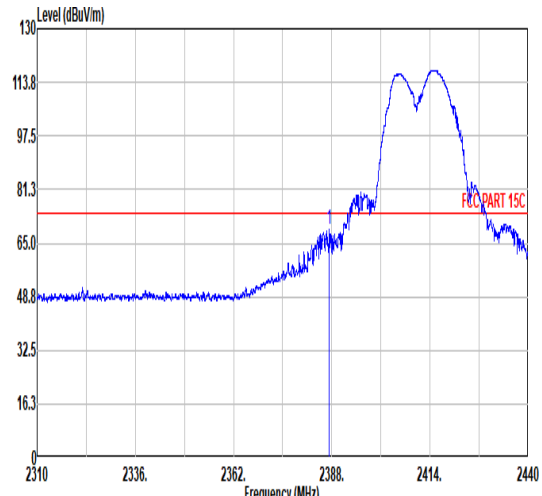
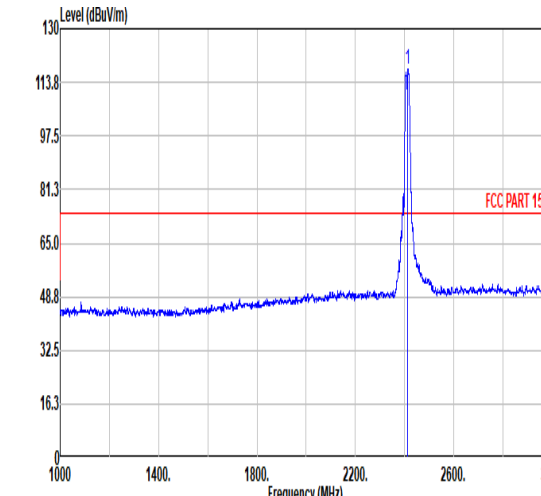
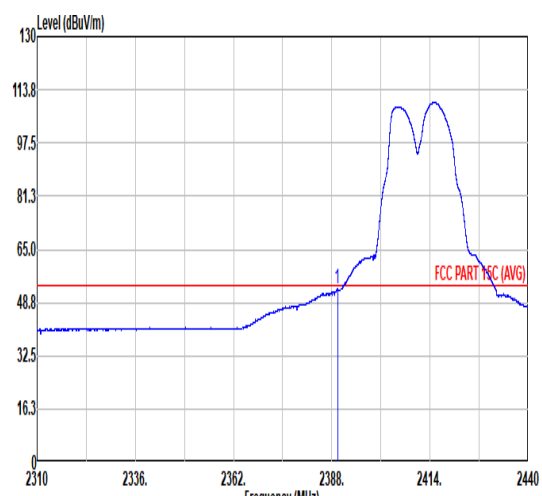
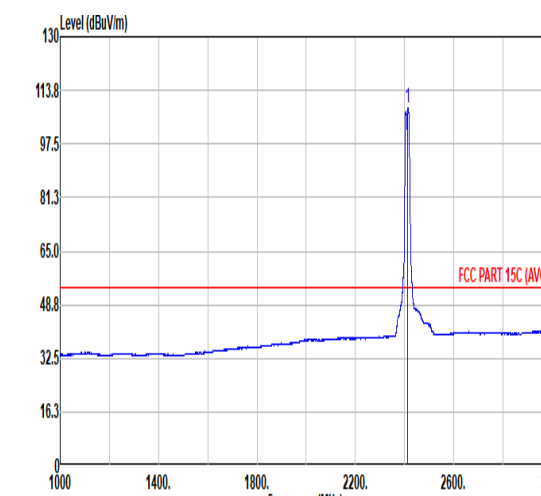


Mode	5																																																																															
	Band Edge																																																																															
	2400-2483.5_802.11b_CH11_2462MHz																																																																															
ANT	CDD 1S3T																																																																															
Pol.	Vertical	Fundamental																																																																														
Peak	<table border="1"> <thead> <tr> <th>Limit</th> <th>Read</th> <th>Ant</th> <th>Cable</th> <th>Preamp</th> <th>Aux</th> <th>APos</th> <th>TPos</th> <th>Remark</th> </tr> <tr> <th>Freq</th> <th>Level</th> <th>Line Margin</th> <th>Level Factor</th> <th>Loss Factor</th> <th>Factor</th> <th></th> <th></th> <th></th> </tr> <tr> <th>MHz</th> <th>dBuV/m</th> <th>dBuV/m</th> <th>dB</th> <th>dBuV</th> <th>dB/m</th> <th>dB</th> <th>dB</th> <th>cm</th> <th>deg</th> </tr> </thead> <tbody> <tr> <td>1 2484.10</td> <td>61.38</td> <td>74.00</td> <td>-12.62</td> <td>51.20</td> <td>32.58</td> <td>7.29</td> <td>35.69</td> <td>6.00</td> <td>100</td> <td>93 PEAK</td> </tr> </tbody> </table>	Limit	Read	Ant	Cable	Preamp	Aux	APos	TPos	Remark	Freq	Level	Line Margin	Level Factor	Loss Factor	Factor				MHz	dBuV/m	dBuV/m	dB	dBuV	dB/m	dB	dB	cm	deg	1 2484.10	61.38	74.00	-12.62	51.20	32.58	7.29	35.69	6.00	100	93 PEAK	<table border="1"> <thead> <tr> <th>Limit</th> <th>Read</th> <th>Ant</th> <th>Cable</th> <th>Preamp</th> <th>Aux</th> <th>APos</th> <th>TPos</th> <th>Remark</th> </tr> <tr> <th>Freq</th> <th>Level</th> <th>Line Margin</th> <th>Level Factor</th> <th>Loss Factor</th> <th>Factor</th> <th></th> <th></th> <th></th> </tr> <tr> <th>MHz</th> <th>dBuV/m</th> <th>dBuV/m</th> <th>dB</th> <th>dBuV</th> <th>dB/m</th> <th>dB</th> <th>dB</th> <th>cm</th> <th>deg</th> </tr> </thead> <tbody> <tr> <td>1 2462.00</td> <td>118.00</td> <td>-----</td> <td>-----</td> <td>107.98</td> <td>32.55</td> <td>7.25</td> <td>35.70</td> <td>6.00</td> <td>100</td> <td>93 PEAK</td> </tr> </tbody> </table>	Limit	Read	Ant	Cable	Preamp	Aux	APos	TPos	Remark	Freq	Level	Line Margin	Level Factor	Loss Factor	Factor				MHz	dBuV/m	dBuV/m	dB	dBuV	dB/m	dB	dB	cm	deg	1 2462.00	118.00	-----	-----	107.98	32.55	7.25	35.70	6.00	100	93 PEAK
	Limit	Read	Ant	Cable	Preamp	Aux	APos	TPos	Remark																																																																							
Freq	Level	Line Margin	Level Factor	Loss Factor	Factor																																																																											
MHz	dBuV/m	dBuV/m	dB	dBuV	dB/m	dB	dB	cm	deg																																																																							
1 2484.10	61.38	74.00	-12.62	51.20	32.58	7.29	35.69	6.00	100	93 PEAK																																																																						
Limit	Read	Ant	Cable	Preamp	Aux	APos	TPos	Remark																																																																								
Freq	Level	Line Margin	Level Factor	Loss Factor	Factor																																																																											
MHz	dBuV/m	dBuV/m	dB	dBuV	dB/m	dB	dB	cm	deg																																																																							
1 2462.00	118.00	-----	-----	107.98	32.55	7.25	35.70	6.00	100	93 PEAK																																																																						
Avg	<table border="1"> <thead> <tr> <th>Limit</th> <th>Read</th> <th>Ant</th> <th>Cable</th> <th>Preamp</th> <th>Aux</th> <th>APos</th> <th>TPos</th> <th>Remark</th> </tr> <tr> <th>Freq</th> <th>Level</th> <th>Line Margin</th> <th>Level Factor</th> <th>Loss Factor</th> <th>Factor</th> <th></th> <th></th> <th></th> </tr> <tr> <th>MHz</th> <th>dBuV/m</th> <th>dBuV/m</th> <th>dB</th> <th>dBuV</th> <th>dB/m</th> <th>dB</th> <th>dB</th> <th>cm</th> <th>deg</th> </tr> </thead> <tbody> <tr> <td>1 2483.50</td> <td>52.28</td> <td>54.00</td> <td>-1.72</td> <td>42.10</td> <td>32.58</td> <td>7.29</td> <td>35.69</td> <td>6.00</td> <td>100</td> <td>93 AVERAGE</td> </tr> </tbody> </table>	Limit	Read	Ant	Cable	Preamp	Aux	APos	TPos	Remark	Freq	Level	Line Margin	Level Factor	Loss Factor	Factor				MHz	dBuV/m	dBuV/m	dB	dBuV	dB/m	dB	dB	cm	deg	1 2483.50	52.28	54.00	-1.72	42.10	32.58	7.29	35.69	6.00	100	93 AVERAGE	<table border="1"> <thead> <tr> <th>Limit</th> <th>Read</th> <th>Ant</th> <th>Cable</th> <th>Preamp</th> <th>Aux</th> <th>APos</th> <th>TPos</th> <th>Remark</th> </tr> <tr> <th>Freq</th> <th>Level</th> <th>Line Margin</th> <th>Level Factor</th> <th>Loss Factor</th> <th>Factor</th> <th></th> <th></th> <th></th> </tr> <tr> <th>MHz</th> <th>dBuV/m</th> <th>dBuV/m</th> <th>dB</th> <th>dBuV</th> <th>dB/m</th> <th>dB</th> <th>dB</th> <th>cm</th> <th>deg</th> </tr> </thead> <tbody> <tr> <td>1 2462.00</td> <td>113.52</td> <td>-----</td> <td>-----</td> <td>103.42</td> <td>32.55</td> <td>7.25</td> <td>35.70</td> <td>6.00</td> <td>100</td> <td>93 AVERAGE</td> </tr> </tbody> </table>	Limit	Read	Ant	Cable	Preamp	Aux	APos	TPos	Remark	Freq	Level	Line Margin	Level Factor	Loss Factor	Factor				MHz	dBuV/m	dBuV/m	dB	dBuV	dB/m	dB	dB	cm	deg	1 2462.00	113.52	-----	-----	103.42	32.55	7.25	35.70	6.00	100	93 AVERAGE
Limit	Read	Ant	Cable	Preamp	Aux	APos	TPos	Remark																																																																								
Freq	Level	Line Margin	Level Factor	Loss Factor	Factor																																																																											
MHz	dBuV/m	dBuV/m	dB	dBuV	dB/m	dB	dB	cm	deg																																																																							
1 2483.50	52.28	54.00	-1.72	42.10	32.58	7.29	35.69	6.00	100	93 AVERAGE																																																																						
Limit	Read	Ant	Cable	Preamp	Aux	APos	TPos	Remark																																																																								
Freq	Level	Line Margin	Level Factor	Loss Factor	Factor																																																																											
MHz	dBuV/m	dBuV/m	dB	dBuV	dB/m	dB	dB	cm	deg																																																																							
1 2462.00	113.52	-----	-----	103.42	32.55	7.25	35.70	6.00	100	93 AVERAGE																																																																						



Mode	5																																																																																																																																																																											
	Harmonic																																																																																																																																																																											
	2400-2483.5_802.11b_CH11_2462MHz																																																																																																																																																																											
ANT	CDD 1S3T																																																																																																																																																																											
Pol.	Horizontal	Vertical																																																																																																																																																																										
Peak Avg																																																																																																																																																																												
	<table border="1"> <thead> <tr> <th>Limit</th> <th>Read</th> <th>Ant</th> <th>Cable</th> <th>Preamp</th> <th>Aux</th> <th>APos</th> <th>TPos</th> <th>Remark</th> </tr> <tr> <th>Freq</th> <th>Level</th> <th>Line</th> <th>Margin</th> <th>Level</th> <th>Factor</th> <th>Loss</th> <th>Factor</th> <th>Factor</th> </tr> <tr> <th>MHz</th> <th>dBuV/m</th> <th>dBuV/m</th> <th>dB</th> <th>dBuV</th> <th>dB/m</th> <th>dB</th> <th>dB</th> <th>cm</th> </tr> </thead> <tbody> <tr> <td>1</td> <td>4000.00</td> <td>51.73</td> <td>74.00</td> <td>-22.27</td> <td>71.99</td> <td>33.90</td> <td>9.52</td> <td>63.68</td> <td>0.00</td> <td>300</td> <td>42</td> <td>Peak</td> </tr> <tr> <td>2</td> <td>4924.00</td> <td>43.61</td> <td>74.00</td> <td>-30.39</td> <td>62.08</td> <td>34.56</td> <td>10.45</td> <td>63.48</td> <td>0.00</td> <td>---</td> <td>---</td> <td>PEAK</td> </tr> <tr> <td>3</td> <td>7386.00</td> <td>44.75</td> <td>74.00</td> <td>-29.25</td> <td>59.73</td> <td>35.90</td> <td>12.84</td> <td>63.72</td> <td>0.00</td> <td>---</td> <td>---</td> <td>PEAK</td> </tr> <tr> <td>4</td> <td>9847.00</td> <td>51.37</td> <td>74.00</td> <td>-22.63</td> <td>60.82</td> <td>37.66</td> <td>15.14</td> <td>62.25</td> <td>0.00</td> <td>100</td> <td>29</td> <td>Peak</td> </tr> </tbody> </table>	Limit	Read	Ant	Cable	Preamp	Aux	APos	TPos	Remark	Freq	Level	Line	Margin	Level	Factor	Loss	Factor	Factor	MHz	dBuV/m	dBuV/m	dB	dBuV	dB/m	dB	dB	cm	1	4000.00	51.73	74.00	-22.27	71.99	33.90	9.52	63.68	0.00	300	42	Peak	2	4924.00	43.61	74.00	-30.39	62.08	34.56	10.45	63.48	0.00	---	---	PEAK	3	7386.00	44.75	74.00	-29.25	59.73	35.90	12.84	63.72	0.00	---	---	PEAK	4	9847.00	51.37	74.00	-22.63	60.82	37.66	15.14	62.25	0.00	100	29	Peak	<table border="1"> <thead> <tr> <th>Limit</th> <th>Read</th> <th>Ant</th> <th>Cable</th> <th>Preamp</th> <th>Aux</th> <th>APos</th> <th>TPos</th> <th>Remark</th> </tr> <tr> <th>Freq</th> <th>Level</th> <th>Line</th> <th>Margin</th> <th>Level</th> <th>Factor</th> <th>Loss</th> <th>Factor</th> <th>Factor</th> </tr> <tr> <th>MHz</th> <th>dBuV/m</th> <th>dBuV/m</th> <th>dB</th> <th>dBuV</th> <th>dB/m</th> <th>dB</th> <th>dB</th> <th>cm</th> </tr> </thead> <tbody> <tr> <td>1</td> <td>4000.00</td> <td>51.71</td> <td>74.00</td> <td>-22.29</td> <td>71.97</td> <td>33.90</td> <td>9.52</td> <td>63.68</td> <td>0.00</td> <td>300</td> <td>142</td> <td>Peak</td> </tr> <tr> <td>2</td> <td>4924.00</td> <td>42.91</td> <td>74.00</td> <td>-31.09</td> <td>61.38</td> <td>34.56</td> <td>10.45</td> <td>63.48</td> <td>0.00</td> <td>---</td> <td>---</td> <td>PEAK</td> </tr> <tr> <td>3</td> <td>7386.00</td> <td>43.66</td> <td>74.00</td> <td>-30.34</td> <td>58.64</td> <td>35.90</td> <td>12.84</td> <td>63.72</td> <td>0.00</td> <td>---</td> <td>---</td> <td>PEAK</td> </tr> <tr> <td>4</td> <td>9848.00</td> <td>54.15</td> <td>74.00</td> <td>-19.85</td> <td>63.61</td> <td>37.66</td> <td>15.14</td> <td>62.26</td> <td>0.00</td> <td>---</td> <td>---</td> <td>PEAK</td> </tr> <tr> <td>5</td> <td>9848.00</td> <td>52.99</td> <td>54.00</td> <td>-1.01</td> <td>62.45</td> <td>37.66</td> <td>15.14</td> <td>62.26</td> <td>0.00</td> <td>---</td> <td>---</td> <td>Average</td> </tr> </tbody> </table>	Limit	Read	Ant	Cable	Preamp	Aux	APos	TPos	Remark	Freq	Level	Line	Margin	Level	Factor	Loss	Factor	Factor	MHz	dBuV/m	dBuV/m	dB	dBuV	dB/m	dB	dB	cm	1	4000.00	51.71	74.00	-22.29	71.97	33.90	9.52	63.68	0.00	300	142	Peak	2	4924.00	42.91	74.00	-31.09	61.38	34.56	10.45	63.48	0.00	---	---	PEAK	3	7386.00	43.66	74.00	-30.34	58.64	35.90	12.84	63.72	0.00	---	---	PEAK	4	9848.00	54.15	74.00	-19.85	63.61	37.66	15.14	62.26	0.00	---	---	PEAK	5	9848.00	52.99	54.00	-1.01	62.45	37.66	15.14	62.26	0.00	---	---
Limit	Read	Ant	Cable	Preamp	Aux	APos	TPos	Remark																																																																																																																																																																				
Freq	Level	Line	Margin	Level	Factor	Loss	Factor	Factor																																																																																																																																																																				
MHz	dBuV/m	dBuV/m	dB	dBuV	dB/m	dB	dB	cm																																																																																																																																																																				
1	4000.00	51.73	74.00	-22.27	71.99	33.90	9.52	63.68	0.00	300	42	Peak																																																																																																																																																																
2	4924.00	43.61	74.00	-30.39	62.08	34.56	10.45	63.48	0.00	---	---	PEAK																																																																																																																																																																
3	7386.00	44.75	74.00	-29.25	59.73	35.90	12.84	63.72	0.00	---	---	PEAK																																																																																																																																																																
4	9847.00	51.37	74.00	-22.63	60.82	37.66	15.14	62.25	0.00	100	29	Peak																																																																																																																																																																
Limit	Read	Ant	Cable	Preamp	Aux	APos	TPos	Remark																																																																																																																																																																				
Freq	Level	Line	Margin	Level	Factor	Loss	Factor	Factor																																																																																																																																																																				
MHz	dBuV/m	dBuV/m	dB	dBuV	dB/m	dB	dB	cm																																																																																																																																																																				
1	4000.00	51.71	74.00	-22.29	71.97	33.90	9.52	63.68	0.00	300	142	Peak																																																																																																																																																																
2	4924.00	42.91	74.00	-31.09	61.38	34.56	10.45	63.48	0.00	---	---	PEAK																																																																																																																																																																
3	7386.00	43.66	74.00	-30.34	58.64	35.90	12.84	63.72	0.00	---	---	PEAK																																																																																																																																																																
4	9848.00	54.15	74.00	-19.85	63.61	37.66	15.14	62.26	0.00	---	---	PEAK																																																																																																																																																																
5	9848.00	52.99	54.00	-1.01	62.45	37.66	15.14	62.26	0.00	---	---	Average																																																																																																																																																																



	6																																																																																			
Mode	Band Edge																																																																																			
	2400-2483.5_802.11g_CH01_2412MHz																																																																																			
ANT	CDD 1S3T																																																																																			
Pol.	Horizontal	Fundamental																																																																																		
Peak	 <p>Level (dBuV/m)</p> <p>Frequency (MHz)</p> <p>FCC PART 15C</p> <table border="1"> <thead> <tr> <th>Limit</th> <th>Read</th> <th>Ant</th> <th>Cable</th> <th>Preamp</th> <th>Aux</th> <th>APos</th> <th>TPos</th> <th>Remark</th> </tr> <tr> <th>Freq</th> <th>Level</th> <th>Line</th> <th>Margin</th> <th>Level</th> <th>Factor</th> <th>Loss</th> <th>Factor</th> <th>Factor</th> </tr> <tr> <th>MHz</th> <th>dBuV/m</th> <th>dBuV/m</th> <th>dB</th> <th>dBuV</th> <th>dB/m</th> <th>dB</th> <th>dB</th> <th>cm</th> <th>deg</th> </tr> </thead> <tbody> <tr> <td>1</td> <td>2387.29</td> <td>69.16</td> <td>74.00</td> <td>-4.84</td> <td>59.32</td> <td>32.44</td> <td>7.11</td> <td>35.71</td> <td>6.00</td> <td>130</td> <td>186</td> <td>PEAK</td> </tr> </tbody> </table>	Limit	Read	Ant	Cable	Preamp	Aux	APos	TPos	Remark	Freq	Level	Line	Margin	Level	Factor	Loss	Factor	Factor	MHz	dBuV/m	dBuV/m	dB	dBuV	dB/m	dB	dB	cm	deg	1	2387.29	69.16	74.00	-4.84	59.32	32.44	7.11	35.71	6.00	130	186	PEAK	 <p>Level (dBuV/m)</p> <p>Frequency (MHz)</p> <p>FCC PART 15C</p> <table border="1"> <thead> <tr> <th>Limit</th> <th>Read</th> <th>Ant</th> <th>Cable</th> <th>Preamp</th> <th>Aux</th> <th>APos</th> <th>TPos</th> <th>Remark</th> </tr> <tr> <th>Freq</th> <th>Level</th> <th>Line</th> <th>Margin</th> <th>Level</th> <th>Factor</th> <th>Loss</th> <th>Factor</th> <th>Factor</th> </tr> <tr> <th>MHz</th> <th>dBuV/m</th> <th>dBuV/m</th> <th>dB</th> <th>dBuV</th> <th>dB/m</th> <th>dB</th> <th>dB</th> <th>cm</th> <th>deg</th> </tr> </thead> <tbody> <tr> <td>1</td> <td>2412.00</td> <td>117.92</td> <td>74.00</td> <td>43.92</td> <td>107.99</td> <td>32.48</td> <td>7.16</td> <td>35.71</td> <td>6.00</td> <td>130</td> <td>186</td> <td>PEAK</td> </tr> </tbody> </table>	Limit	Read	Ant	Cable	Preamp	Aux	APos	TPos	Remark	Freq	Level	Line	Margin	Level	Factor	Loss	Factor	Factor	MHz	dBuV/m	dBuV/m	dB	dBuV	dB/m	dB	dB	cm	deg	1	2412.00	117.92	74.00	43.92	107.99	32.48	7.16	35.71	6.00	130	186	PEAK
	Limit	Read	Ant	Cable	Preamp	Aux	APos	TPos	Remark																																																																											
Freq	Level	Line	Margin	Level	Factor	Loss	Factor	Factor																																																																												
MHz	dBuV/m	dBuV/m	dB	dBuV	dB/m	dB	dB	cm	deg																																																																											
1	2387.29	69.16	74.00	-4.84	59.32	32.44	7.11	35.71	6.00	130	186	PEAK																																																																								
Limit	Read	Ant	Cable	Preamp	Aux	APos	TPos	Remark																																																																												
Freq	Level	Line	Margin	Level	Factor	Loss	Factor	Factor																																																																												
MHz	dBuV/m	dBuV/m	dB	dBuV	dB/m	dB	dB	cm	deg																																																																											
1	2412.00	117.92	74.00	43.92	107.99	32.48	7.16	35.71	6.00	130	186	PEAK																																																																								
Avg	 <p>Level (dBuV/m)</p> <p>Frequency (MHz)</p> <p>FCC PART 15C (AVG)</p> <table border="1"> <thead> <tr> <th>Limit</th> <th>Read</th> <th>Ant</th> <th>Cable</th> <th>Preamp</th> <th>Aux</th> <th>APos</th> <th>TPos</th> <th>Remark</th> </tr> <tr> <th>Freq</th> <th>Level</th> <th>Line</th> <th>Margin</th> <th>Level</th> <th>Factor</th> <th>Loss</th> <th>Factor</th> <th>Factor</th> </tr> <tr> <th>MHz</th> <th>dBuV/m</th> <th>dBuV/m</th> <th>dB</th> <th>dBuV</th> <th>dB/m</th> <th>dB</th> <th>dB</th> <th>cm</th> <th>deg</th> </tr> </thead> <tbody> <tr> <td>1</td> <td>2389.50</td> <td>53.06</td> <td>54.00</td> <td>-0.94</td> <td>43.22</td> <td>32.44</td> <td>7.11</td> <td>35.71</td> <td>6.00</td> <td>130</td> <td>186</td> <td>Average</td> </tr> </tbody> </table>	Limit	Read	Ant	Cable	Preamp	Aux	APos	TPos	Remark	Freq	Level	Line	Margin	Level	Factor	Loss	Factor	Factor	MHz	dBuV/m	dBuV/m	dB	dBuV	dB/m	dB	dB	cm	deg	1	2389.50	53.06	54.00	-0.94	43.22	32.44	7.11	35.71	6.00	130	186	Average	 <p>Level (dBuV/m)</p> <p>Frequency (MHz)</p> <p>FCC PART 15C (AVG)</p> <table border="1"> <thead> <tr> <th>Limit</th> <th>Read</th> <th>Ant</th> <th>Cable</th> <th>Preamp</th> <th>Aux</th> <th>APos</th> <th>TPos</th> <th>Remark</th> </tr> <tr> <th>Freq</th> <th>Level</th> <th>Line</th> <th>Margin</th> <th>Level</th> <th>Factor</th> <th>Loss</th> <th>Factor</th> <th>Factor</th> </tr> <tr> <th>MHz</th> <th>dBuV/m</th> <th>dBuV/m</th> <th>dB</th> <th>dBuV</th> <th>dB/m</th> <th>dB</th> <th>dB</th> <th>cm</th> <th>deg</th> </tr> </thead> <tbody> <tr> <td>1</td> <td>2412.00</td> <td>108.65</td> <td>54.00</td> <td>54.65</td> <td>98.73</td> <td>32.48</td> <td>7.15</td> <td>35.71</td> <td>6.00</td> <td>130</td> <td>186</td> <td>AVERAGE</td> </tr> </tbody> </table>	Limit	Read	Ant	Cable	Preamp	Aux	APos	TPos	Remark	Freq	Level	Line	Margin	Level	Factor	Loss	Factor	Factor	MHz	dBuV/m	dBuV/m	dB	dBuV	dB/m	dB	dB	cm	deg	1	2412.00	108.65	54.00	54.65	98.73	32.48	7.15	35.71	6.00	130	186	AVERAGE
	Limit	Read	Ant	Cable	Preamp	Aux	APos	TPos	Remark																																																																											
Freq	Level	Line	Margin	Level	Factor	Loss	Factor	Factor																																																																												
MHz	dBuV/m	dBuV/m	dB	dBuV	dB/m	dB	dB	cm	deg																																																																											
1	2389.50	53.06	54.00	-0.94	43.22	32.44	7.11	35.71	6.00	130	186	Average																																																																								
Limit	Read	Ant	Cable	Preamp	Aux	APos	TPos	Remark																																																																												
Freq	Level	Line	Margin	Level	Factor	Loss	Factor	Factor																																																																												
MHz	dBuV/m	dBuV/m	dB	dBuV	dB/m	dB	dB	cm	deg																																																																											
1	2412.00	108.65	54.00	54.65	98.73	32.48	7.15	35.71	6.00	130	186	AVERAGE																																																																								



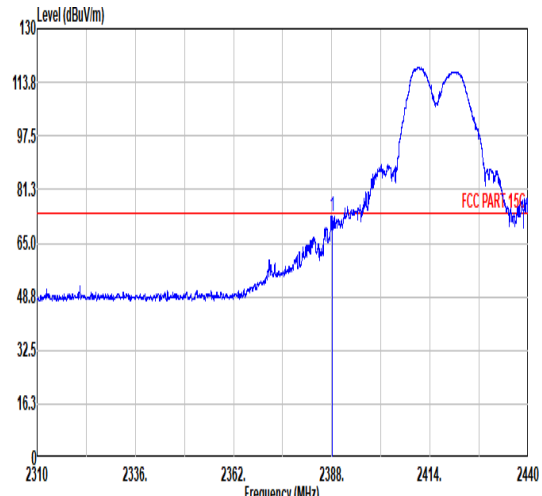
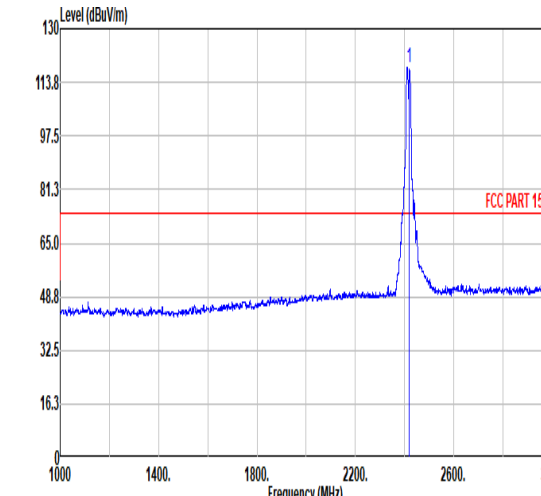
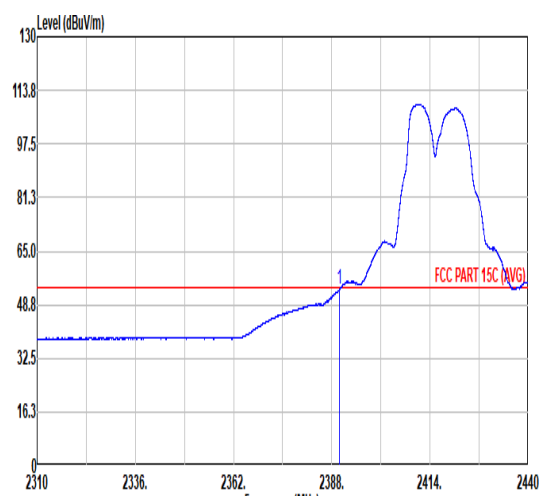
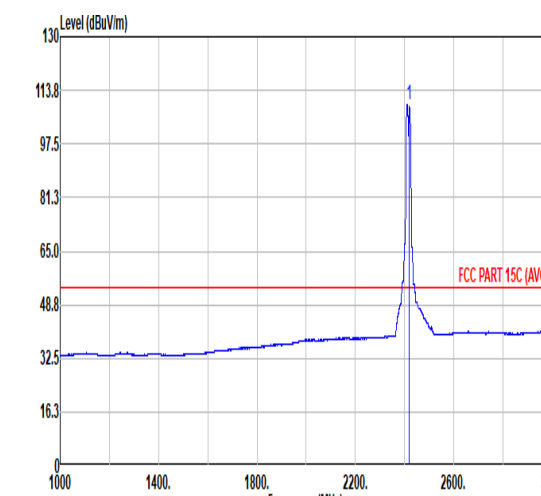
Mode	6																																																																																			
	Band Edge																																																																																			
	2400-2483.5_802.11g_CH01_2412MHz																																																																																			
ANT	CDD 1S3T																																																																																			
Pol.	Vertical	Fundamental																																																																																		
Peak	<table border="1"> <thead> <tr> <th>Limit</th> <th>Read</th> <th>Ant</th> <th>Cable</th> <th>Preamp</th> <th>Aux</th> <th>APos</th> <th>TPos</th> <th>Remark</th> </tr> <tr> <th>Freq</th> <th>Level</th> <th>Line</th> <th>Margin</th> <th>Level</th> <th>Factor</th> <th>Loss</th> <th>Factor</th> <th>Factor</th> </tr> <tr> <th>MHz</th> <th>dBuV/m</th> <th>dBuV/m</th> <th>dB</th> <th>dBuV</th> <th>dB/m</th> <th>dB</th> <th>dB</th> <th>cm</th> <th>deg</th> </tr> </thead> <tbody> <tr> <td>1</td> <td>2387.81</td> <td>70.55</td> <td>74.00</td> <td>-3.45</td> <td>60.71</td> <td>32.44</td> <td>7.11</td> <td>35.71</td> <td>6.00</td> <td>101</td> <td>268</td> <td>PEAK</td> </tr> </tbody> </table>	Limit	Read	Ant	Cable	Preamp	Aux	APos	TPos	Remark	Freq	Level	Line	Margin	Level	Factor	Loss	Factor	Factor	MHz	dBuV/m	dBuV/m	dB	dBuV	dB/m	dB	dB	cm	deg	1	2387.81	70.55	74.00	-3.45	60.71	32.44	7.11	35.71	6.00	101	268	PEAK	<table border="1"> <thead> <tr> <th>Limit</th> <th>Read</th> <th>Ant</th> <th>Cable</th> <th>Preamp</th> <th>Aux</th> <th>APos</th> <th>TPos</th> <th>Remark</th> </tr> <tr> <th>Freq</th> <th>Level</th> <th>Line</th> <th>Margin</th> <th>Level</th> <th>Factor</th> <th>Loss</th> <th>Factor</th> <th>Factor</th> </tr> <tr> <th>MHz</th> <th>dBuV/m</th> <th>dBuV/m</th> <th>dB</th> <th>dBuV</th> <th>dB/m</th> <th>dB</th> <th>dB</th> <th>cm</th> <th>deg</th> </tr> </thead> <tbody> <tr> <td>1</td> <td>2412.00</td> <td>116.79</td> <td>74.00</td> <td>42.79</td> <td>106.89</td> <td>32.47</td> <td>7.14</td> <td>35.71</td> <td>6.00</td> <td>101</td> <td>268</td> <td>PEAK</td> </tr> </tbody> </table>	Limit	Read	Ant	Cable	Preamp	Aux	APos	TPos	Remark	Freq	Level	Line	Margin	Level	Factor	Loss	Factor	Factor	MHz	dBuV/m	dBuV/m	dB	dBuV	dB/m	dB	dB	cm	deg	1	2412.00	116.79	74.00	42.79	106.89	32.47	7.14	35.71	6.00	101	268	PEAK
	Limit	Read	Ant	Cable	Preamp	Aux	APos	TPos	Remark																																																																											
Freq	Level	Line	Margin	Level	Factor	Loss	Factor	Factor																																																																												
MHz	dBuV/m	dBuV/m	dB	dBuV	dB/m	dB	dB	cm	deg																																																																											
1	2387.81	70.55	74.00	-3.45	60.71	32.44	7.11	35.71	6.00	101	268	PEAK																																																																								
Limit	Read	Ant	Cable	Preamp	Aux	APos	TPos	Remark																																																																												
Freq	Level	Line	Margin	Level	Factor	Loss	Factor	Factor																																																																												
MHz	dBuV/m	dBuV/m	dB	dBuV	dB/m	dB	dB	cm	deg																																																																											
1	2412.00	116.79	74.00	42.79	106.89	32.47	7.14	35.71	6.00	101	268	PEAK																																																																								
Avg	<table border="1"> <thead> <tr> <th>Limit</th> <th>Read</th> <th>Ant</th> <th>Cable</th> <th>Preamp</th> <th>Aux</th> <th>APos</th> <th>TPos</th> <th>Remark</th> </tr> <tr> <th>Freq</th> <th>Level</th> <th>Line</th> <th>Margin</th> <th>Level</th> <th>Factor</th> <th>Loss</th> <th>Factor</th> <th>Factor</th> </tr> <tr> <th>MHz</th> <th>dBuV/m</th> <th>dBuV/m</th> <th>dB</th> <th>dBuV</th> <th>dB/m</th> <th>dB</th> <th>dB</th> <th>cm</th> <th>deg</th> </tr> </thead> <tbody> <tr> <td>1</td> <td>2389.99</td> <td>49.98</td> <td>54.00</td> <td>-4.02</td> <td>40.14</td> <td>32.44</td> <td>7.11</td> <td>35.71</td> <td>6.00</td> <td>101</td> <td>268</td> <td>AVERAGE</td> </tr> </tbody> </table>	Limit	Read	Ant	Cable	Preamp	Aux	APos	TPos	Remark	Freq	Level	Line	Margin	Level	Factor	Loss	Factor	Factor	MHz	dBuV/m	dBuV/m	dB	dBuV	dB/m	dB	dB	cm	deg	1	2389.99	49.98	54.00	-4.02	40.14	32.44	7.11	35.71	6.00	101	268	AVERAGE	<table border="1"> <thead> <tr> <th>Limit</th> <th>Read</th> <th>Ant</th> <th>Cable</th> <th>Preamp</th> <th>Aux</th> <th>APos</th> <th>TPos</th> <th>Remark</th> </tr> <tr> <th>Freq</th> <th>Level</th> <th>Line</th> <th>Margin</th> <th>Level</th> <th>Factor</th> <th>Loss</th> <th>Factor</th> <th>Factor</th> </tr> <tr> <th>MHz</th> <th>dBuV/m</th> <th>dBuV/m</th> <th>dB</th> <th>dBuV</th> <th>dB/m</th> <th>dB</th> <th>dB</th> <th>cm</th> <th>deg</th> </tr> </thead> <tbody> <tr> <td>1</td> <td>2412.00</td> <td>107.61</td> <td>54.00</td> <td>53.61</td> <td>97.71</td> <td>32.47</td> <td>7.14</td> <td>35.71</td> <td>6.00</td> <td>101</td> <td>268</td> <td>AVERAGE</td> </tr> </tbody> </table>	Limit	Read	Ant	Cable	Preamp	Aux	APos	TPos	Remark	Freq	Level	Line	Margin	Level	Factor	Loss	Factor	Factor	MHz	dBuV/m	dBuV/m	dB	dBuV	dB/m	dB	dB	cm	deg	1	2412.00	107.61	54.00	53.61	97.71	32.47	7.14	35.71	6.00	101	268	AVERAGE
Limit	Read	Ant	Cable	Preamp	Aux	APos	TPos	Remark																																																																												
Freq	Level	Line	Margin	Level	Factor	Loss	Factor	Factor																																																																												
MHz	dBuV/m	dBuV/m	dB	dBuV	dB/m	dB	dB	cm	deg																																																																											
1	2389.99	49.98	54.00	-4.02	40.14	32.44	7.11	35.71	6.00	101	268	AVERAGE																																																																								
Limit	Read	Ant	Cable	Preamp	Aux	APos	TPos	Remark																																																																												
Freq	Level	Line	Margin	Level	Factor	Loss	Factor	Factor																																																																												
MHz	dBuV/m	dBuV/m	dB	dBuV	dB/m	dB	dB	cm	deg																																																																											
1	2412.00	107.61	54.00	53.61	97.71	32.47	7.14	35.71	6.00	101	268	AVERAGE																																																																								



Mode	6																																																																																																											
	Harmonic																																																																																																											
	2400-2483.5_802.11g_CH01_2412MHz																																																																																																											
ANT	CDD 1S3T																																																																																																											
Pol.	Horizontal	Vertical																																																																																																										
Peak Avg	<table border="1"> <thead> <tr> <th>Limit</th> <th>Read</th> <th>Ant</th> <th>Cable</th> <th>Preamp</th> <th>Aux</th> <th>APos</th> <th>TPos</th> <th>Remark</th> </tr> <tr> <th>Freq</th> <th>Level</th> <th>Line</th> <th>Margin</th> <th>Level</th> <th>Factor</th> <th>Loss</th> <th>Factor</th> <th>Factor</th> </tr> <tr> <th>MHz</th> <th>dBuV/m</th> <th>dBuV/m</th> <th>dB</th> <th>dBuV</th> <th>dB/m</th> <th>dB</th> <th>dB</th> <th>dB</th> </tr> </thead> <tbody> <tr> <td>1</td> <td>4000.00</td> <td>49.73</td> <td>74.00</td> <td>-24.27</td> <td>69.99</td> <td>33.90</td> <td>9.52</td> <td>63.68</td> <td>0.00</td> <td>300</td> <td>200</td> <td>Peak</td> </tr> <tr> <td>2</td> <td>4824.00</td> <td>41.33</td> <td>74.00</td> <td>-32.67</td> <td>59.86</td> <td>34.63</td> <td>10.32</td> <td>63.48</td> <td>0.00</td> <td>---</td> <td>---</td> <td>PEAK</td> </tr> </tbody> </table>	Limit	Read	Ant	Cable	Preamp	Aux	APos	TPos	Remark	Freq	Level	Line	Margin	Level	Factor	Loss	Factor	Factor	MHz	dBuV/m	dBuV/m	dB	dBuV	dB/m	dB	dB	dB	1	4000.00	49.73	74.00	-24.27	69.99	33.90	9.52	63.68	0.00	300	200	Peak	2	4824.00	41.33	74.00	-32.67	59.86	34.63	10.32	63.48	0.00	---	---	PEAK	<table border="1"> <thead> <tr> <th>Limit</th> <th>Read</th> <th>Ant</th> <th>Cable</th> <th>Preamp</th> <th>Aux</th> <th>APos</th> <th>TPos</th> <th>Remark</th> </tr> <tr> <th>Freq</th> <th>Level</th> <th>Line</th> <th>Margin</th> <th>Level</th> <th>Factor</th> <th>Loss</th> <th>Factor</th> <th>Factor</th> </tr> <tr> <th>MHz</th> <th>dBuV/m</th> <th>dBuV/m</th> <th>dB</th> <th>dBuV</th> <th>dB/m</th> <th>dB</th> <th>dB</th> <th>dB</th> </tr> </thead> <tbody> <tr> <td>1</td> <td>4000.00</td> <td>50.71</td> <td>74.00</td> <td>-23.29</td> <td>70.97</td> <td>33.90</td> <td>9.52</td> <td>63.68</td> <td>0.00</td> <td>100</td> <td>54</td> <td>Peak</td> </tr> <tr> <td>2</td> <td>4824.00</td> <td>42.44</td> <td>74.00</td> <td>-31.56</td> <td>60.97</td> <td>34.63</td> <td>10.32</td> <td>63.48</td> <td>0.00</td> <td>---</td> <td>---</td> <td>PEAK</td> </tr> </tbody> </table>	Limit	Read	Ant	Cable	Preamp	Aux	APos	TPos	Remark	Freq	Level	Line	Margin	Level	Factor	Loss	Factor	Factor	MHz	dBuV/m	dBuV/m	dB	dBuV	dB/m	dB	dB	dB	1	4000.00	50.71	74.00	-23.29	70.97	33.90	9.52	63.68	0.00	100	54	Peak	2	4824.00	42.44	74.00	-31.56	60.97	34.63	10.32	63.48	0.00	---	---	PEAK
	Limit	Read	Ant	Cable	Preamp	Aux	APos	TPos	Remark																																																																																																			
Freq	Level	Line	Margin	Level	Factor	Loss	Factor	Factor																																																																																																				
MHz	dBuV/m	dBuV/m	dB	dBuV	dB/m	dB	dB	dB																																																																																																				
1	4000.00	49.73	74.00	-24.27	69.99	33.90	9.52	63.68	0.00	300	200	Peak																																																																																																
2	4824.00	41.33	74.00	-32.67	59.86	34.63	10.32	63.48	0.00	---	---	PEAK																																																																																																
Limit	Read	Ant	Cable	Preamp	Aux	APos	TPos	Remark																																																																																																				
Freq	Level	Line	Margin	Level	Factor	Loss	Factor	Factor																																																																																																				
MHz	dBuV/m	dBuV/m	dB	dBuV	dB/m	dB	dB	dB																																																																																																				
1	4000.00	50.71	74.00	-23.29	70.97	33.90	9.52	63.68	0.00	100	54	Peak																																																																																																
2	4824.00	42.44	74.00	-31.56	60.97	34.63	10.32	63.48	0.00	---	---	PEAK																																																																																																



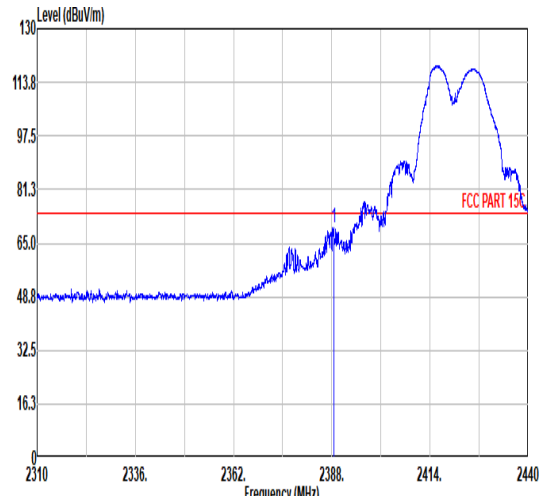
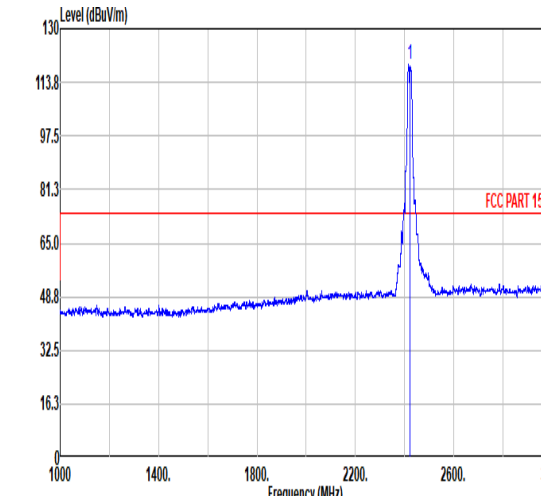
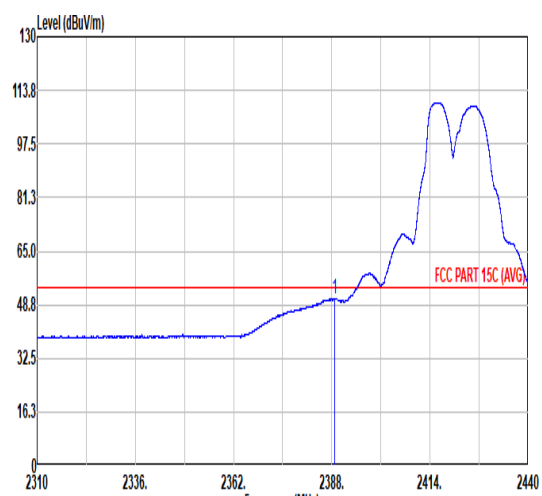
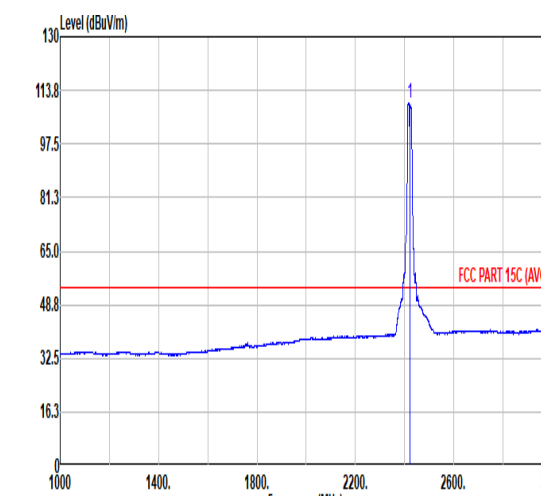


		7																																																																																		
Mode	Band Edge																																																																																			
	2400-2483.5_802.11g_CH02_2417MHz																																																																																			
ANT	CDD 1S3T																																																																																			
Pol.	Horizontal	Fundamental																																																																																		
Peak	 <p>Level (dBuV/m)</p> <p>Frequency (MHz)</p> <p>FCC PART 15C</p> <table border="1"> <thead> <tr> <th>Limit</th> <th>Read</th> <th>Ant</th> <th>Cable</th> <th>Preamp</th> <th>Aux</th> <th>APos</th> <th>TPos</th> <th>Remark</th> </tr> <tr> <th>Freq</th> <th>Level</th> <th>Line Margin</th> <th>Level Factor</th> <th>Loss Factor</th> <th>Factor</th> <th></th> <th></th> <th></th> </tr> <tr> <th>MHz</th> <th>dBuV/m</th> <th>dBuV/m</th> <th>dB</th> <th>dBuV</th> <th>dB/m</th> <th>dB</th> <th>dB</th> <th>cm</th> <th>deg</th> </tr> </thead> <tbody> <tr> <td>1</td> <td>2388.07</td> <td>73.29</td> <td>74.00</td> <td>-0.71</td> <td>63.45</td> <td>32.44</td> <td>7.11</td> <td>35.71</td> <td>6.00</td> <td>164</td> <td>181</td> <td>PEAK</td> </tr> </tbody> </table>	Limit	Read	Ant	Cable	Preamp	Aux	APos	TPos	Remark	Freq	Level	Line Margin	Level Factor	Loss Factor	Factor				MHz	dBuV/m	dBuV/m	dB	dBuV	dB/m	dB	dB	cm	deg	1	2388.07	73.29	74.00	-0.71	63.45	32.44	7.11	35.71	6.00	164	181	PEAK	 <p>Level (dBuV/m)</p> <p>Frequency (MHz)</p> <p>FCC PART 15C</p> <table border="1"> <thead> <tr> <th>Limit</th> <th>Read</th> <th>Ant</th> <th>Cable</th> <th>Preamp</th> <th>Aux</th> <th>APos</th> <th>TPos</th> <th>Remark</th> </tr> <tr> <th>Freq</th> <th>Level</th> <th>Line Margin</th> <th>Level Factor</th> <th>Loss Factor</th> <th>Factor</th> <th></th> <th></th> <th></th> </tr> <tr> <th>MHz</th> <th>dBuV/m</th> <th>dBuV/m</th> <th>dB</th> <th>dBuV</th> <th>dB/m</th> <th>dB</th> <th>dB</th> <th>cm</th> <th>deg</th> </tr> </thead> <tbody> <tr> <td>1</td> <td>2417.00</td> <td>118.43</td> <td>-----</td> <td>-----</td> <td>108.51</td> <td>32.48</td> <td>7.15</td> <td>35.71</td> <td>6.00</td> <td>164</td> <td>181</td> <td>PEAK</td> </tr> </tbody> </table>	Limit	Read	Ant	Cable	Preamp	Aux	APos	TPos	Remark	Freq	Level	Line Margin	Level Factor	Loss Factor	Factor				MHz	dBuV/m	dBuV/m	dB	dBuV	dB/m	dB	dB	cm	deg	1	2417.00	118.43	-----	-----	108.51	32.48	7.15	35.71	6.00	164	181	PEAK
	Limit	Read	Ant	Cable	Preamp	Aux	APos	TPos	Remark																																																																											
Freq	Level	Line Margin	Level Factor	Loss Factor	Factor																																																																															
MHz	dBuV/m	dBuV/m	dB	dBuV	dB/m	dB	dB	cm	deg																																																																											
1	2388.07	73.29	74.00	-0.71	63.45	32.44	7.11	35.71	6.00	164	181	PEAK																																																																								
Limit	Read	Ant	Cable	Preamp	Aux	APos	TPos	Remark																																																																												
Freq	Level	Line Margin	Level Factor	Loss Factor	Factor																																																																															
MHz	dBuV/m	dBuV/m	dB	dBuV	dB/m	dB	dB	cm	deg																																																																											
1	2417.00	118.43	-----	-----	108.51	32.48	7.15	35.71	6.00	164	181	PEAK																																																																								
Avg	 <p>Level (dBuV/m)</p> <p>Frequency (MHz)</p> <p>FCC PART 15C (AVG)</p> <table border="1"> <thead> <tr> <th>Limit</th> <th>Read</th> <th>Ant</th> <th>Cable</th> <th>Preamp</th> <th>Aux</th> <th>APos</th> <th>TPos</th> <th>Remark</th> </tr> <tr> <th>Freq</th> <th>Level</th> <th>Line Margin</th> <th>Level Factor</th> <th>Loss Factor</th> <th>Factor</th> <th></th> <th></th> <th></th> </tr> <tr> <th>MHz</th> <th>dBuV/m</th> <th>dBuV/m</th> <th>dB</th> <th>dBuV</th> <th>dB/m</th> <th>dB</th> <th>dB</th> <th>cm</th> <th>deg</th> </tr> </thead> <tbody> <tr> <td>1</td> <td>2389.99</td> <td>53.26</td> <td>54.00</td> <td>-0.74</td> <td>43.42</td> <td>32.44</td> <td>7.11</td> <td>35.71</td> <td>6.00</td> <td>164</td> <td>181</td> <td>AVERAGE</td> </tr> </tbody> </table>	Limit	Read	Ant	Cable	Preamp	Aux	APos	TPos	Remark	Freq	Level	Line Margin	Level Factor	Loss Factor	Factor				MHz	dBuV/m	dBuV/m	dB	dBuV	dB/m	dB	dB	cm	deg	1	2389.99	53.26	54.00	-0.74	43.42	32.44	7.11	35.71	6.00	164	181	AVERAGE	 <p>Level (dBuV/m)</p> <p>Frequency (MHz)</p> <p>FCC PART 15C (AVG)</p> <table border="1"> <thead> <tr> <th>Limit</th> <th>Read</th> <th>Ant</th> <th>Cable</th> <th>Preamp</th> <th>Aux</th> <th>APos</th> <th>TPos</th> <th>Remark</th> </tr> <tr> <th>Freq</th> <th>Level</th> <th>Line Margin</th> <th>Level Factor</th> <th>Loss Factor</th> <th>Factor</th> <th></th> <th></th> <th></th> </tr> <tr> <th>MHz</th> <th>dBuV/m</th> <th>dBuV/m</th> <th>dB</th> <th>dBuV</th> <th>dB/m</th> <th>dB</th> <th>dB</th> <th>cm</th> <th>deg</th> </tr> </thead> <tbody> <tr> <td>1</td> <td>2417.00</td> <td>109.34</td> <td>-----</td> <td>-----</td> <td>99.43</td> <td>32.47</td> <td>7.15</td> <td>35.71</td> <td>6.00</td> <td>164</td> <td>181</td> <td>AVERAGE</td> </tr> </tbody> </table>	Limit	Read	Ant	Cable	Preamp	Aux	APos	TPos	Remark	Freq	Level	Line Margin	Level Factor	Loss Factor	Factor				MHz	dBuV/m	dBuV/m	dB	dBuV	dB/m	dB	dB	cm	deg	1	2417.00	109.34	-----	-----	99.43	32.47	7.15	35.71	6.00	164	181	AVERAGE
	Limit	Read	Ant	Cable	Preamp	Aux	APos	TPos	Remark																																																																											
Freq	Level	Line Margin	Level Factor	Loss Factor	Factor																																																																															
MHz	dBuV/m	dBuV/m	dB	dBuV	dB/m	dB	dB	cm	deg																																																																											
1	2389.99	53.26	54.00	-0.74	43.42	32.44	7.11	35.71	6.00	164	181	AVERAGE																																																																								
Limit	Read	Ant	Cable	Preamp	Aux	APos	TPos	Remark																																																																												
Freq	Level	Line Margin	Level Factor	Loss Factor	Factor																																																																															
MHz	dBuV/m	dBuV/m	dB	dBuV	dB/m	dB	dB	cm	deg																																																																											
1	2417.00	109.34	-----	-----	99.43	32.47	7.15	35.71	6.00	164	181	AVERAGE																																																																								



		7																																																																																		
Mode	Band Edge																																																																																			
	2400-2483.5_802.11g_CH02_2417MHz																																																																																			
ANT	CDD 1S3T																																																																																			
Pol.	Vertical	Fundamental																																																																																		
Peak	<table border="1"> <thead> <tr> <th>Limit</th> <th>Read</th> <th>Ant</th> <th>Cable</th> <th>Preamp</th> <th>Aux</th> <th>APos</th> <th>TPos</th> <th>Remark</th> </tr> <tr> <th>Freq</th> <th>Level</th> <th>Line Margin</th> <th>Level Factor</th> <th>Loss Factor</th> <th>Factor</th> <th></th> <th></th> <th></th> </tr> <tr> <th>MHz</th> <th>dBuV/m</th> <th>dBuV/m</th> <th>dB</th> <th>dBuV</th> <th>dB/m</th> <th>dB</th> <th>dB</th> <th>cm</th> <th>deg</th> </tr> </thead> <tbody> <tr> <td>1</td> <td>2386.51</td> <td>72.95</td> <td>74.00</td> <td>-1.05</td> <td>63.11</td> <td>32.44</td> <td>7.11</td> <td>35.71</td> <td>6.00</td> <td>116</td> <td>245</td> <td>PEAK</td> </tr> </tbody> </table>	Limit	Read	Ant	Cable	Preamp	Aux	APos	TPos	Remark	Freq	Level	Line Margin	Level Factor	Loss Factor	Factor				MHz	dBuV/m	dBuV/m	dB	dBuV	dB/m	dB	dB	cm	deg	1	2386.51	72.95	74.00	-1.05	63.11	32.44	7.11	35.71	6.00	116	245	PEAK	<table border="1"> <thead> <tr> <th>Limit</th> <th>Read</th> <th>Ant</th> <th>Cable</th> <th>Preamp</th> <th>Aux</th> <th>APos</th> <th>TPos</th> <th>Remark</th> </tr> <tr> <th>Freq</th> <th>Level</th> <th>Line Margin</th> <th>Level Factor</th> <th>Loss Factor</th> <th>Factor</th> <th></th> <th></th> <th></th> </tr> <tr> <th>MHz</th> <th>dBuV/m</th> <th>dBuV/m</th> <th>dB</th> <th>dBuV</th> <th>dB/m</th> <th>dB</th> <th>dB</th> <th>cm</th> <th>deg</th> </tr> </thead> <tbody> <tr> <td>1</td> <td>2417.00</td> <td>117.15</td> <td>-----</td> <td>-----</td> <td>107.23</td> <td>32.48</td> <td>7.15</td> <td>35.71</td> <td>6.00</td> <td>116</td> <td>245</td> <td>PEAK</td> </tr> </tbody> </table>	Limit	Read	Ant	Cable	Preamp	Aux	APos	TPos	Remark	Freq	Level	Line Margin	Level Factor	Loss Factor	Factor				MHz	dBuV/m	dBuV/m	dB	dBuV	dB/m	dB	dB	cm	deg	1	2417.00	117.15	-----	-----	107.23	32.48	7.15	35.71	6.00	116	245	PEAK
	Limit	Read	Ant	Cable	Preamp	Aux	APos	TPos	Remark																																																																											
Freq	Level	Line Margin	Level Factor	Loss Factor	Factor																																																																															
MHz	dBuV/m	dBuV/m	dB	dBuV	dB/m	dB	dB	cm	deg																																																																											
1	2386.51	72.95	74.00	-1.05	63.11	32.44	7.11	35.71	6.00	116	245	PEAK																																																																								
Limit	Read	Ant	Cable	Preamp	Aux	APos	TPos	Remark																																																																												
Freq	Level	Line Margin	Level Factor	Loss Factor	Factor																																																																															
MHz	dBuV/m	dBuV/m	dB	dBuV	dB/m	dB	dB	cm	deg																																																																											
1	2417.00	117.15	-----	-----	107.23	32.48	7.15	35.71	6.00	116	245	PEAK																																																																								
Avg	<table border="1"> <thead> <tr> <th>Limit</th> <th>Read</th> <th>Ant</th> <th>Cable</th> <th>Preamp</th> <th>Aux</th> <th>APos</th> <th>TPos</th> <th>Remark</th> </tr> <tr> <th>Freq</th> <th>Level</th> <th>Line Margin</th> <th>Level Factor</th> <th>Loss Factor</th> <th>Factor</th> <th></th> <th></th> <th></th> </tr> <tr> <th>MHz</th> <th>dBuV/m</th> <th>dBuV/m</th> <th>dB</th> <th>dBuV</th> <th>dB/m</th> <th>dB</th> <th>dB</th> <th>cm</th> <th>deg</th> </tr> </thead> <tbody> <tr> <td>1</td> <td>2387.42</td> <td>51.00</td> <td>54.00</td> <td>-3.00</td> <td>41.16</td> <td>32.44</td> <td>7.11</td> <td>35.71</td> <td>6.00</td> <td>116</td> <td>245</td> <td>AVERAGE</td> </tr> </tbody> </table>	Limit	Read	Ant	Cable	Preamp	Aux	APos	TPos	Remark	Freq	Level	Line Margin	Level Factor	Loss Factor	Factor				MHz	dBuV/m	dBuV/m	dB	dBuV	dB/m	dB	dB	cm	deg	1	2387.42	51.00	54.00	-3.00	41.16	32.44	7.11	35.71	6.00	116	245	AVERAGE	<table border="1"> <thead> <tr> <th>Limit</th> <th>Read</th> <th>Ant</th> <th>Cable</th> <th>Preamp</th> <th>Aux</th> <th>APos</th> <th>TPos</th> <th>Remark</th> </tr> <tr> <th>Freq</th> <th>Level</th> <th>Line Margin</th> <th>Level Factor</th> <th>Loss Factor</th> <th>Factor</th> <th></th> <th></th> <th></th> </tr> <tr> <th>MHz</th> <th>dBuV/m</th> <th>dBuV/m</th> <th>dB</th> <th>dBuV</th> <th>dB/m</th> <th>dB</th> <th>dB</th> <th>cm</th> <th>deg</th> </tr> </thead> <tbody> <tr> <td>1</td> <td>2417.00</td> <td>107.70</td> <td>-----</td> <td>-----</td> <td>97.78</td> <td>32.48</td> <td>7.15</td> <td>35.71</td> <td>6.00</td> <td>116</td> <td>245</td> <td>AVERAGE</td> </tr> </tbody> </table>	Limit	Read	Ant	Cable	Preamp	Aux	APos	TPos	Remark	Freq	Level	Line Margin	Level Factor	Loss Factor	Factor				MHz	dBuV/m	dBuV/m	dB	dBuV	dB/m	dB	dB	cm	deg	1	2417.00	107.70	-----	-----	97.78	32.48	7.15	35.71	6.00	116	245	AVERAGE
	Limit	Read	Ant	Cable	Preamp	Aux	APos	TPos	Remark																																																																											
Freq	Level	Line Margin	Level Factor	Loss Factor	Factor																																																																															
MHz	dBuV/m	dBuV/m	dB	dBuV	dB/m	dB	dB	cm	deg																																																																											
1	2387.42	51.00	54.00	-3.00	41.16	32.44	7.11	35.71	6.00	116	245	AVERAGE																																																																								
Limit	Read	Ant	Cable	Preamp	Aux	APos	TPos	Remark																																																																												
Freq	Level	Line Margin	Level Factor	Loss Factor	Factor																																																																															
MHz	dBuV/m	dBuV/m	dB	dBuV	dB/m	dB	dB	cm	deg																																																																											
1	2417.00	107.70	-----	-----	97.78	32.48	7.15	35.71	6.00	116	245	AVERAGE																																																																								

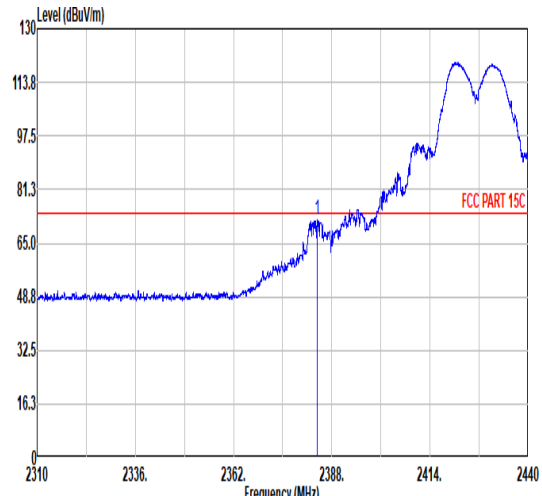
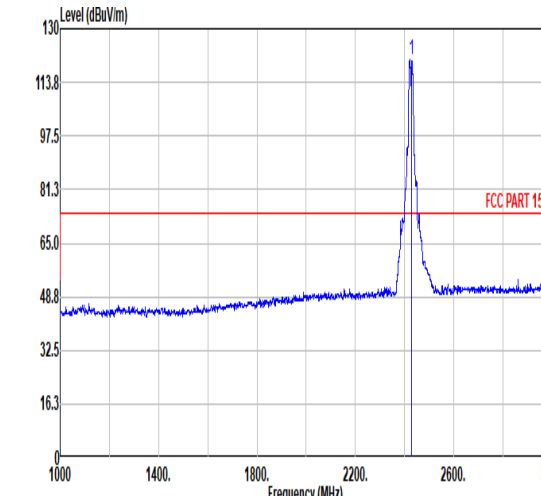
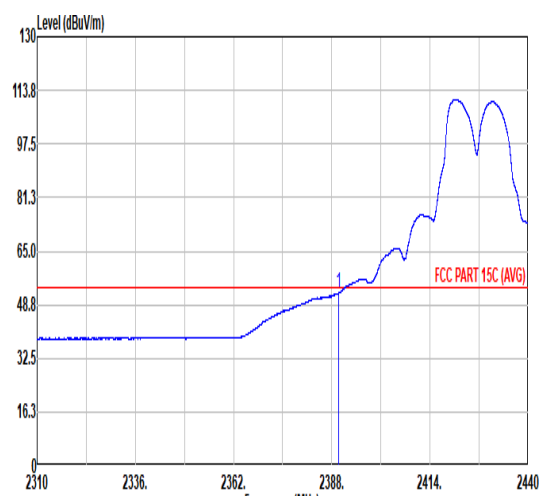
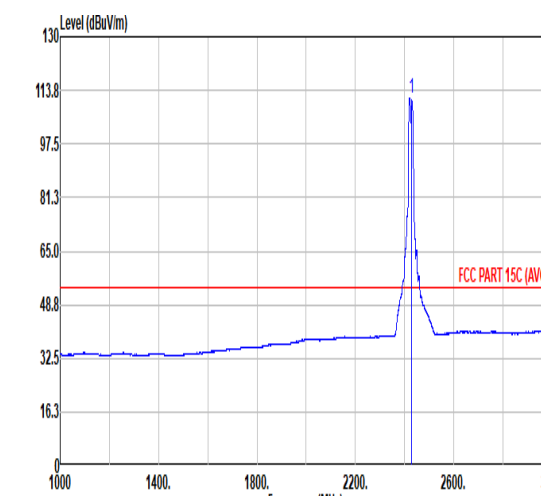


	<b>8</b>																																																																																	
<b>Mode</b>	<b>Band Edge</b>																																																																																	
	<b>2400-2483.5_802.11g_CH03_2422MHz</b>																																																																																	
<b>ANT</b>	<b>CDD 1S3T</b>																																																																																	
<b>Pol.</b>	<b>Horizontal</b>	<b>Fundamental</b>																																																																																
<b>Peak</b>	 <p>Level (dBuV/m) vs Frequency (MHz) plot for Horizontal polarization. The y-axis ranges from 0 to 130 dBuV/m, and the x-axis ranges from 2310 to 2440 MHz. A red horizontal line indicates the FCC PART 15C limit at approximately 74 dBuV/m. The plot shows a rising signal starting around 2360 MHz, peaking at approximately 115 dBuV/m between 2410 and 2430 MHz.</p> <table border="1"> <thead> <tr> <th>Limit</th> <th>Read</th> <th>Ant</th> <th>Cable</th> <th>Preamp</th> <th>Aux</th> <th>APos</th> <th>TPos</th> <th>Remark</th> </tr> <tr> <th>Freq</th> <th>Level</th> <th>Line Margin</th> <th>Level Factor</th> <th>Loss Factor</th> <th>Factor</th> <th></th> <th></th> <th></th> </tr> <tr> <th>MHz</th> <th>dBuV/m</th> <th>dBuV/m</th> <th>dB</th> <th>dBuV</th> <th>dB/m</th> <th>dB</th> <th>dB</th> <th>cm</th> <th>deg</th> </tr> </thead> <tbody> <tr> <td>1 2388.46</td> <td>69.51</td> <td>74.00</td> <td>-4.49</td> <td>59.67</td> <td>32.44</td> <td>7.11</td> <td>35.71</td> <td>6.00</td> <td>189</td> <td>180</td> <td>PEAK</td> </tr> </tbody> </table>	Limit	Read	Ant	Cable	Preamp	Aux	APos	TPos	Remark	Freq	Level	Line Margin	Level Factor	Loss Factor	Factor				MHz	dBuV/m	dBuV/m	dB	dBuV	dB/m	dB	dB	cm	deg	1 2388.46	69.51	74.00	-4.49	59.67	32.44	7.11	35.71	6.00	189	180	PEAK	 <p>Level (dBuV/m) vs Frequency (MHz) plot for Fundamental polarization. The y-axis ranges from 0 to 130 dBuV/m, and the x-axis ranges from 1000 to 3000 MHz. A red horizontal line indicates the FCC PART 15C limit at approximately 74 dBuV/m. The plot shows a very sharp peak at 2422 MHz, reaching approximately 115 dBuV/m.</p> <table border="1"> <thead> <tr> <th>Limit</th> <th>Read</th> <th>Ant</th> <th>Cable</th> <th>Preamp</th> <th>Aux</th> <th>APos</th> <th>TPos</th> <th>Remark</th> </tr> <tr> <th>Freq</th> <th>Level</th> <th>Line Margin</th> <th>Level Factor</th> <th>Loss Factor</th> <th>Factor</th> <th></th> <th></th> <th></th> </tr> <tr> <th>MHz</th> <th>dBuV/m</th> <th>dBuV/m</th> <th>dB</th> <th>dBuV</th> <th>dB/m</th> <th>dB</th> <th>dB</th> <th>cm</th> <th>deg</th> </tr> </thead> <tbody> <tr> <td>1 2422.00</td> <td>119.10</td> <td>-----</td> <td>-----</td> <td>109.17</td> <td>32.48</td> <td>7.16</td> <td>35.71</td> <td>6.00</td> <td>189</td> <td>180</td> <td>PEAK</td> </tr> </tbody> </table>	Limit	Read	Ant	Cable	Preamp	Aux	APos	TPos	Remark	Freq	Level	Line Margin	Level Factor	Loss Factor	Factor				MHz	dBuV/m	dBuV/m	dB	dBuV	dB/m	dB	dB	cm	deg	1 2422.00	119.10	-----	-----	109.17	32.48	7.16	35.71	6.00	189	180	PEAK
Limit	Read	Ant	Cable	Preamp	Aux	APos	TPos	Remark																																																																										
Freq	Level	Line Margin	Level Factor	Loss Factor	Factor																																																																													
MHz	dBuV/m	dBuV/m	dB	dBuV	dB/m	dB	dB	cm	deg																																																																									
1 2388.46	69.51	74.00	-4.49	59.67	32.44	7.11	35.71	6.00	189	180	PEAK																																																																							
Limit	Read	Ant	Cable	Preamp	Aux	APos	TPos	Remark																																																																										
Freq	Level	Line Margin	Level Factor	Loss Factor	Factor																																																																													
MHz	dBuV/m	dBuV/m	dB	dBuV	dB/m	dB	dB	cm	deg																																																																									
1 2422.00	119.10	-----	-----	109.17	32.48	7.16	35.71	6.00	189	180	PEAK																																																																							
<b>Avg</b>	 <p>Level (dBuV/m) vs Frequency (MHz) plot for Average Horizontal polarization. The y-axis ranges from 0 to 130 dBuV/m, and the x-axis ranges from 2310 to 2440 MHz. A red horizontal line indicates the FCC PART 15C (AVG) limit at approximately 54 dBuV/m. The plot shows a rising signal starting around 2360 MHz, peaking at approximately 110 dBuV/m between 2410 and 2430 MHz.</p> <table border="1"> <thead> <tr> <th>Limit</th> <th>Read</th> <th>Ant</th> <th>Cable</th> <th>Preamp</th> <th>Aux</th> <th>APos</th> <th>TPos</th> <th>Remark</th> </tr> <tr> <th>Freq</th> <th>Level</th> <th>Line Margin</th> <th>Level Factor</th> <th>Loss Factor</th> <th>Factor</th> <th></th> <th></th> <th></th> </tr> <tr> <th>MHz</th> <th>dBuV/m</th> <th>dBuV/m</th> <th>dB</th> <th>dBuV</th> <th>dB/m</th> <th>dB</th> <th>dB</th> <th>cm</th> <th>deg</th> </tr> </thead> <tbody> <tr> <td>1 2388.72</td> <td>50.71</td> <td>54.00</td> <td>-3.29</td> <td>40.87</td> <td>32.44</td> <td>7.11</td> <td>35.71</td> <td>6.00</td> <td>189</td> <td>180</td> <td>AVERAGE</td> </tr> </tbody> </table>	Limit	Read	Ant	Cable	Preamp	Aux	APos	TPos	Remark	Freq	Level	Line Margin	Level Factor	Loss Factor	Factor				MHz	dBuV/m	dBuV/m	dB	dBuV	dB/m	dB	dB	cm	deg	1 2388.72	50.71	54.00	-3.29	40.87	32.44	7.11	35.71	6.00	189	180	AVERAGE	 <p>Level (dBuV/m) vs Frequency (MHz) plot for Average Fundamental polarization. The y-axis ranges from 0 to 130 dBuV/m, and the x-axis ranges from 1000 to 3000 MHz. A red horizontal line indicates the FCC PART 15C (AVG) limit at approximately 54 dBuV/m. The plot shows a sharp peak at 2422 MHz, reaching approximately 110 dBuV/m.</p> <table border="1"> <thead> <tr> <th>Limit</th> <th>Read</th> <th>Ant</th> <th>Cable</th> <th>Preamp</th> <th>Aux</th> <th>APos</th> <th>TPos</th> <th>Remark</th> </tr> <tr> <th>Freq</th> <th>Level</th> <th>Line Margin</th> <th>Level Factor</th> <th>Loss Factor</th> <th>Factor</th> <th></th> <th></th> <th></th> </tr> <tr> <th>MHz</th> <th>dBuV/m</th> <th>dBuV/m</th> <th>dB</th> <th>dBuV</th> <th>dB/m</th> <th>dB</th> <th>dB</th> <th>cm</th> <th>deg</th> </tr> </thead> <tbody> <tr> <td>1 2422.00</td> <td>110.00</td> <td>-----</td> <td>-----</td> <td>100.15</td> <td>32.48</td> <td>7.16</td> <td>35.71</td> <td>6.00</td> <td>189</td> <td>180</td> <td>AVERAGE</td> </tr> </tbody> </table>	Limit	Read	Ant	Cable	Preamp	Aux	APos	TPos	Remark	Freq	Level	Line Margin	Level Factor	Loss Factor	Factor				MHz	dBuV/m	dBuV/m	dB	dBuV	dB/m	dB	dB	cm	deg	1 2422.00	110.00	-----	-----	100.15	32.48	7.16	35.71	6.00	189	180	AVERAGE
Limit	Read	Ant	Cable	Preamp	Aux	APos	TPos	Remark																																																																										
Freq	Level	Line Margin	Level Factor	Loss Factor	Factor																																																																													
MHz	dBuV/m	dBuV/m	dB	dBuV	dB/m	dB	dB	cm	deg																																																																									
1 2388.72	50.71	54.00	-3.29	40.87	32.44	7.11	35.71	6.00	189	180	AVERAGE																																																																							
Limit	Read	Ant	Cable	Preamp	Aux	APos	TPos	Remark																																																																										
Freq	Level	Line Margin	Level Factor	Loss Factor	Factor																																																																													
MHz	dBuV/m	dBuV/m	dB	dBuV	dB/m	dB	dB	cm	deg																																																																									
1 2422.00	110.00	-----	-----	100.15	32.48	7.16	35.71	6.00	189	180	AVERAGE																																																																							



Mode	8																																																																																			
	Band Edge																																																																																			
	2400-2483.5_802.11g_CH03_2422MHz																																																																																			
ANT	CDD 1S3T																																																																																			
Pol.	Vertical	Fundamental																																																																																		
Peak	<table border="1"> <thead> <tr> <th>Limit</th> <th>Read</th> <th>Ant</th> <th>Cable</th> <th>Preamp</th> <th>Aux</th> <th>APos</th> <th>TPos</th> <th>Remark</th> </tr> <tr> <th>Freq</th> <th>Level</th> <th>Line Margin</th> <th>Level Factor</th> <th>Loss Factor</th> <th>Factor</th> <th></th> <th></th> <th></th> </tr> <tr> <th>MHz</th> <th>dBuV/m</th> <th>dBuV/m</th> <th>dB</th> <th>dBuV</th> <th>dB/m</th> <th>dB</th> <th>dB</th> <th>cm</th> <th>deg</th> </tr> </thead> <tbody> <tr> <td>1</td> <td>2389.99</td> <td>71.85</td> <td>74.00</td> <td>-2.15</td> <td>62.01</td> <td>32.44</td> <td>7.11</td> <td>35.71</td> <td>6.00</td> <td>114</td> <td>268</td> <td>PEAK</td> </tr> </tbody> </table>	Limit	Read	Ant	Cable	Preamp	Aux	APos	TPos	Remark	Freq	Level	Line Margin	Level Factor	Loss Factor	Factor				MHz	dBuV/m	dBuV/m	dB	dBuV	dB/m	dB	dB	cm	deg	1	2389.99	71.85	74.00	-2.15	62.01	32.44	7.11	35.71	6.00	114	268	PEAK	<table border="1"> <thead> <tr> <th>Limit</th> <th>Read</th> <th>Ant</th> <th>Cable</th> <th>Preamp</th> <th>Aux</th> <th>APos</th> <th>TPos</th> <th>Remark</th> </tr> <tr> <th>Freq</th> <th>Level</th> <th>Line Margin</th> <th>Level Factor</th> <th>Loss Factor</th> <th>Factor</th> <th></th> <th></th> <th></th> </tr> <tr> <th>MHz</th> <th>dBuV/m</th> <th>dBuV/m</th> <th>dB</th> <th>dBuV</th> <th>dB/m</th> <th>dB</th> <th>dB</th> <th>cm</th> <th>deg</th> </tr> </thead> <tbody> <tr> <td>1</td> <td>2422.00</td> <td>117.21</td> <td>-----</td> <td>-----</td> <td>107.26</td> <td>32.49</td> <td>7.17</td> <td>35.71</td> <td>6.00</td> <td>114</td> <td>268</td> <td>PEAK</td> </tr> </tbody> </table>	Limit	Read	Ant	Cable	Preamp	Aux	APos	TPos	Remark	Freq	Level	Line Margin	Level Factor	Loss Factor	Factor				MHz	dBuV/m	dBuV/m	dB	dBuV	dB/m	dB	dB	cm	deg	1	2422.00	117.21	-----	-----	107.26	32.49	7.17	35.71	6.00	114	268	PEAK
	Limit	Read	Ant	Cable	Preamp	Aux	APos	TPos	Remark																																																																											
Freq	Level	Line Margin	Level Factor	Loss Factor	Factor																																																																															
MHz	dBuV/m	dBuV/m	dB	dBuV	dB/m	dB	dB	cm	deg																																																																											
1	2389.99	71.85	74.00	-2.15	62.01	32.44	7.11	35.71	6.00	114	268	PEAK																																																																								
Limit	Read	Ant	Cable	Preamp	Aux	APos	TPos	Remark																																																																												
Freq	Level	Line Margin	Level Factor	Loss Factor	Factor																																																																															
MHz	dBuV/m	dBuV/m	dB	dBuV	dB/m	dB	dB	cm	deg																																																																											
1	2422.00	117.21	-----	-----	107.26	32.49	7.17	35.71	6.00	114	268	PEAK																																																																								
Avg	<table border="1"> <thead> <tr> <th>Limit</th> <th>Read</th> <th>Ant</th> <th>Cable</th> <th>Preamp</th> <th>Aux</th> <th>APos</th> <th>TPos</th> <th>Remark</th> </tr> <tr> <th>Freq</th> <th>Level</th> <th>Line Margin</th> <th>Level Factor</th> <th>Loss Factor</th> <th>Factor</th> <th></th> <th></th> <th></th> </tr> <tr> <th>MHz</th> <th>dBuV/m</th> <th>dBuV/m</th> <th>dB</th> <th>dBuV</th> <th>dB/m</th> <th>dB</th> <th>dB</th> <th>cm</th> <th>deg</th> </tr> </thead> <tbody> <tr> <td>1</td> <td>2389.89</td> <td>51.16</td> <td>54.00</td> <td>-2.84</td> <td>41.32</td> <td>32.44</td> <td>7.11</td> <td>35.71</td> <td>6.00</td> <td>114</td> <td>268</td> <td>AVERAGE</td> </tr> </tbody> </table>	Limit	Read	Ant	Cable	Preamp	Aux	APos	TPos	Remark	Freq	Level	Line Margin	Level Factor	Loss Factor	Factor				MHz	dBuV/m	dBuV/m	dB	dBuV	dB/m	dB	dB	cm	deg	1	2389.89	51.16	54.00	-2.84	41.32	32.44	7.11	35.71	6.00	114	268	AVERAGE	<table border="1"> <thead> <tr> <th>Limit</th> <th>Read</th> <th>Ant</th> <th>Cable</th> <th>Preamp</th> <th>Aux</th> <th>APos</th> <th>TPos</th> <th>Remark</th> </tr> <tr> <th>Freq</th> <th>Level</th> <th>Line Margin</th> <th>Level Factor</th> <th>Loss Factor</th> <th>Factor</th> <th></th> <th></th> <th></th> </tr> <tr> <th>MHz</th> <th>dBuV/m</th> <th>dBuV/m</th> <th>dB</th> <th>dBuV</th> <th>dB/m</th> <th>dB</th> <th>dB</th> <th>cm</th> <th>deg</th> </tr> </thead> <tbody> <tr> <td>1</td> <td>2422.00</td> <td>108.24</td> <td>-----</td> <td>-----</td> <td>98.31</td> <td>32.48</td> <td>7.16</td> <td>35.71</td> <td>6.00</td> <td>114</td> <td>268</td> <td>AVERAGE</td> </tr> </tbody> </table>	Limit	Read	Ant	Cable	Preamp	Aux	APos	TPos	Remark	Freq	Level	Line Margin	Level Factor	Loss Factor	Factor				MHz	dBuV/m	dBuV/m	dB	dBuV	dB/m	dB	dB	cm	deg	1	2422.00	108.24	-----	-----	98.31	32.48	7.16	35.71	6.00	114	268	AVERAGE
Limit	Read	Ant	Cable	Preamp	Aux	APos	TPos	Remark																																																																												
Freq	Level	Line Margin	Level Factor	Loss Factor	Factor																																																																															
MHz	dBuV/m	dBuV/m	dB	dBuV	dB/m	dB	dB	cm	deg																																																																											
1	2389.89	51.16	54.00	-2.84	41.32	32.44	7.11	35.71	6.00	114	268	AVERAGE																																																																								
Limit	Read	Ant	Cable	Preamp	Aux	APos	TPos	Remark																																																																												
Freq	Level	Line Margin	Level Factor	Loss Factor	Factor																																																																															
MHz	dBuV/m	dBuV/m	dB	dBuV	dB/m	dB	dB	cm	deg																																																																											
1	2422.00	108.24	-----	-----	98.31	32.48	7.16	35.71	6.00	114	268	AVERAGE																																																																								

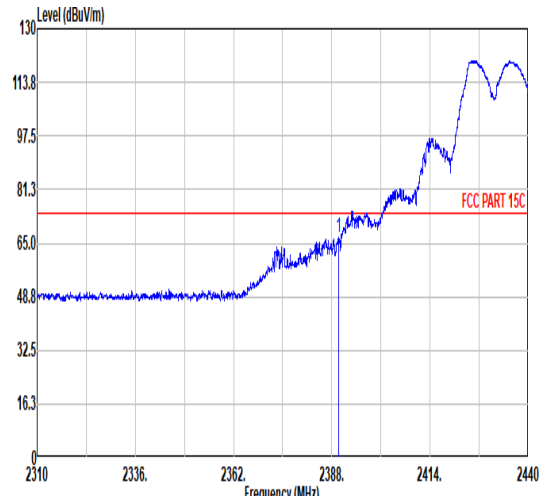
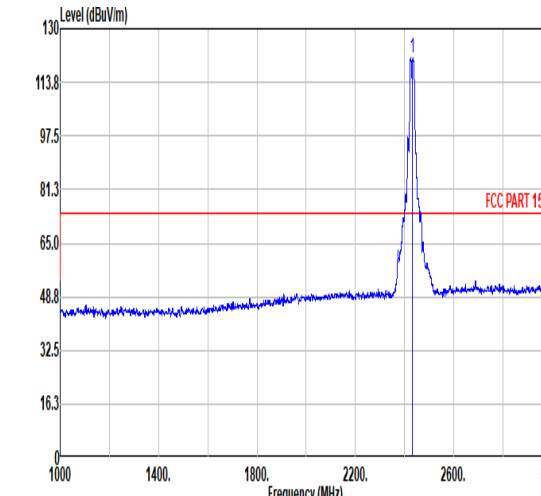
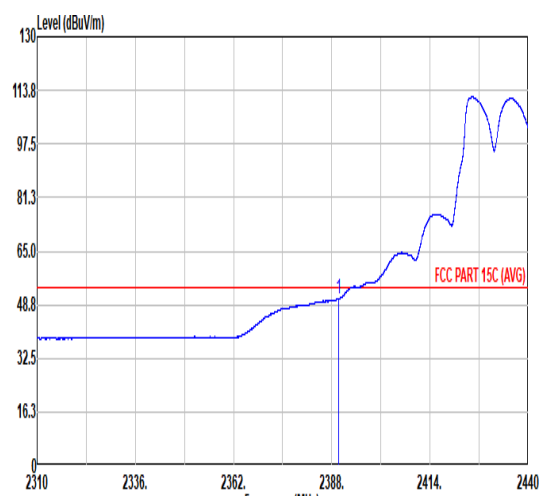
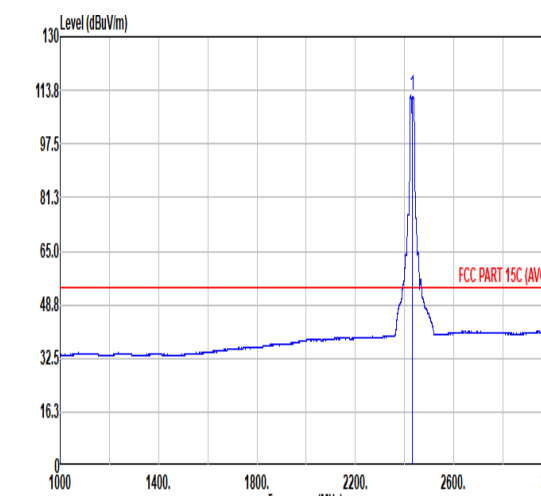


	<b>9</b>																																																																																	
<b>Mode</b>	<b>Band Edge</b>																																																																																	
	<b>2400-2483.5_802.11g_CH04_2427MHz</b>																																																																																	
<b>ANT</b>	<b>CDD 1S3T</b>																																																																																	
<b>Pol.</b>	<b>Horizontal</b>	<b>Fundamental</b>																																																																																
<b>Peak</b>	 <p>Level (dBuV/m) vs Frequency (MHz) plot for Horizontal polarization. The y-axis ranges from 0 to 130 dBuV/m, and the x-axis ranges from 2310 to 2440 MHz. A red horizontal line indicates the FCC PART 15C limit at approximately 74 dBuV/m. The plot shows a rising signal starting around 2360 MHz, crossing the limit at approximately 2384 MHz, and peaking at about 115 dBuV/m around 2427 MHz.</p> <table border="1"> <thead> <tr> <th>Limit</th> <th>Read</th> <th>Ant</th> <th>Cable</th> <th>Preamp</th> <th>Aux</th> <th>APos</th> <th>TPos</th> <th>Remark</th> </tr> <tr> <th>Freq</th> <th>Level</th> <th>Line Margin</th> <th>Level Factor</th> <th>Loss Factor</th> <th>Factor</th> <th></th> <th></th> <th></th> </tr> <tr> <th>MHz</th> <th>dBuV/m</th> <th>dBuV/m</th> <th>dB</th> <th>dBuV</th> <th>dB/m</th> <th>dB</th> <th>dB</th> <th>cm</th> <th>deg</th> </tr> </thead> <tbody> <tr> <td>1 2384.17</td> <td>72.04</td> <td>74.00</td> <td>-1.96</td> <td>62.20</td> <td>32.44</td> <td>7.11</td> <td>35.71</td> <td>6.00</td> <td>157</td> <td>180</td> <td>PEAK</td> </tr> </tbody> </table>	Limit	Read	Ant	Cable	Preamp	Aux	APos	TPos	Remark	Freq	Level	Line Margin	Level Factor	Loss Factor	Factor				MHz	dBuV/m	dBuV/m	dB	dBuV	dB/m	dB	dB	cm	deg	1 2384.17	72.04	74.00	-1.96	62.20	32.44	7.11	35.71	6.00	157	180	PEAK	 <p>Level (dBuV/m) vs Frequency (MHz) plot for Fundamental polarization. The y-axis ranges from 0 to 130 dBuV/m, and the x-axis ranges from 1000 to 3000 MHz. A red horizontal line indicates the FCC PART 15C limit at approximately 74 dBuV/m. The plot shows a very sharp peak at 2427 MHz, reaching a level of approximately 120 dBuV/m.</p> <table border="1"> <thead> <tr> <th>Limit</th> <th>Read</th> <th>Ant</th> <th>Cable</th> <th>Preamp</th> <th>Aux</th> <th>APos</th> <th>TPos</th> <th>Remark</th> </tr> <tr> <th>Freq</th> <th>Level</th> <th>Line Margin</th> <th>Level Factor</th> <th>Loss Factor</th> <th>Factor</th> <th></th> <th></th> <th></th> </tr> <tr> <th>MHz</th> <th>dBuV/m</th> <th>dBuV/m</th> <th>dB</th> <th>dBuV</th> <th>dB/m</th> <th>dB</th> <th>dB</th> <th>cm</th> <th>deg</th> </tr> </thead> <tbody> <tr> <td>1 2427.00</td> <td>120.76</td> <td>-----</td> <td>-----</td> <td>110.81</td> <td>32.49</td> <td>7.17</td> <td>35.71</td> <td>6.00</td> <td>157</td> <td>180</td> <td>PEAK</td> </tr> </tbody> </table>	Limit	Read	Ant	Cable	Preamp	Aux	APos	TPos	Remark	Freq	Level	Line Margin	Level Factor	Loss Factor	Factor				MHz	dBuV/m	dBuV/m	dB	dBuV	dB/m	dB	dB	cm	deg	1 2427.00	120.76	-----	-----	110.81	32.49	7.17	35.71	6.00	157	180	PEAK
Limit	Read	Ant	Cable	Preamp	Aux	APos	TPos	Remark																																																																										
Freq	Level	Line Margin	Level Factor	Loss Factor	Factor																																																																													
MHz	dBuV/m	dBuV/m	dB	dBuV	dB/m	dB	dB	cm	deg																																																																									
1 2384.17	72.04	74.00	-1.96	62.20	32.44	7.11	35.71	6.00	157	180	PEAK																																																																							
Limit	Read	Ant	Cable	Preamp	Aux	APos	TPos	Remark																																																																										
Freq	Level	Line Margin	Level Factor	Loss Factor	Factor																																																																													
MHz	dBuV/m	dBuV/m	dB	dBuV	dB/m	dB	dB	cm	deg																																																																									
1 2427.00	120.76	-----	-----	110.81	32.49	7.17	35.71	6.00	157	180	PEAK																																																																							
<b>Avg</b>	 <p>Level (dBuV/m) vs Frequency (MHz) plot for Average Horizontal polarization. The y-axis ranges from 0 to 130 dBuV/m, and the x-axis ranges from 2310 to 2440 MHz. A red horizontal line indicates the FCC PART 15C (AVG) limit at approximately 54 dBuV/m. The signal is smoother than the peak plot, crossing the limit at approximately 2389 MHz and peaking at about 110 dBuV/m around 2427 MHz.</p> <table border="1"> <thead> <tr> <th>Limit</th> <th>Read</th> <th>Ant</th> <th>Cable</th> <th>Preamp</th> <th>Aux</th> <th>APos</th> <th>TPos</th> <th>Remark</th> </tr> <tr> <th>Freq</th> <th>Level</th> <th>Line Margin</th> <th>Level Factor</th> <th>Loss Factor</th> <th>Factor</th> <th></th> <th></th> <th></th> </tr> <tr> <th>MHz</th> <th>dBuV/m</th> <th>dBuV/m</th> <th>dB</th> <th>dBuV</th> <th>dB/m</th> <th>dB</th> <th>dB</th> <th>cm</th> <th>deg</th> </tr> </thead> <tbody> <tr> <td>1 2389.89</td> <td>52.36</td> <td>54.00</td> <td>-1.64</td> <td>42.52</td> <td>32.44</td> <td>7.11</td> <td>35.71</td> <td>6.00</td> <td>157</td> <td>180</td> <td>AVERAGE</td> </tr> </tbody> </table>	Limit	Read	Ant	Cable	Preamp	Aux	APos	TPos	Remark	Freq	Level	Line Margin	Level Factor	Loss Factor	Factor				MHz	dBuV/m	dBuV/m	dB	dBuV	dB/m	dB	dB	cm	deg	1 2389.89	52.36	54.00	-1.64	42.52	32.44	7.11	35.71	6.00	157	180	AVERAGE	 <p>Level (dBuV/m) vs Frequency (MHz) plot for Average Fundamental polarization. The y-axis ranges from 0 to 130 dBuV/m, and the x-axis ranges from 1000 to 3000 MHz. A red horizontal line indicates the FCC PART 15C (AVG) limit at approximately 54 dBuV/m. The plot shows a sharp peak at 2427 MHz, reaching a level of approximately 111 dBuV/m.</p> <table border="1"> <thead> <tr> <th>Limit</th> <th>Read</th> <th>Ant</th> <th>Cable</th> <th>Preamp</th> <th>Aux</th> <th>APos</th> <th>TPos</th> <th>Remark</th> </tr> <tr> <th>Freq</th> <th>Level</th> <th>Line Margin</th> <th>Level Factor</th> <th>Loss Factor</th> <th>Factor</th> <th></th> <th></th> <th></th> </tr> <tr> <th>MHz</th> <th>dBuV/m</th> <th>dBuV/m</th> <th>dB</th> <th>dBuV</th> <th>dB/m</th> <th>dB</th> <th>dB</th> <th>cm</th> <th>deg</th> </tr> </thead> <tbody> <tr> <td>1 2427.00</td> <td>111.35</td> <td>-----</td> <td>-----</td> <td>101.40</td> <td>32.49</td> <td>7.17</td> <td>35.71</td> <td>6.00</td> <td>157</td> <td>180</td> <td>AVERAGE</td> </tr> </tbody> </table>	Limit	Read	Ant	Cable	Preamp	Aux	APos	TPos	Remark	Freq	Level	Line Margin	Level Factor	Loss Factor	Factor				MHz	dBuV/m	dBuV/m	dB	dBuV	dB/m	dB	dB	cm	deg	1 2427.00	111.35	-----	-----	101.40	32.49	7.17	35.71	6.00	157	180	AVERAGE
Limit	Read	Ant	Cable	Preamp	Aux	APos	TPos	Remark																																																																										
Freq	Level	Line Margin	Level Factor	Loss Factor	Factor																																																																													
MHz	dBuV/m	dBuV/m	dB	dBuV	dB/m	dB	dB	cm	deg																																																																									
1 2389.89	52.36	54.00	-1.64	42.52	32.44	7.11	35.71	6.00	157	180	AVERAGE																																																																							
Limit	Read	Ant	Cable	Preamp	Aux	APos	TPos	Remark																																																																										
Freq	Level	Line Margin	Level Factor	Loss Factor	Factor																																																																													
MHz	dBuV/m	dBuV/m	dB	dBuV	dB/m	dB	dB	cm	deg																																																																									
1 2427.00	111.35	-----	-----	101.40	32.49	7.17	35.71	6.00	157	180	AVERAGE																																																																							



		<b>9</b>																																																																																		
<b>Mode</b>	<b>Band Edge</b>																																																																																			
	<b>2400-2483.5_802.11g_CH04_2427MHz</b>																																																																																			
<b>ANT</b>	<b>CDD 1S3T</b>																																																																																			
<b>Pol.</b>	<b>Vertical</b>	<b>Fundamental</b>																																																																																		
<b>Peak</b>	<table border="1"> <thead> <tr> <th>Limit</th> <th>Read</th> <th>Ant</th> <th>Cable</th> <th>Preamp</th> <th>Aux</th> <th>APos</th> <th>TPos</th> <th>Remark</th> </tr> <tr> <th>Freq</th> <th>Level</th> <th>Line Margin</th> <th>Level Factor</th> <th>Loss Factor</th> <th>Factor</th> <th></th> <th></th> <th></th> </tr> <tr> <th>MHz</th> <th>dBuV/m</th> <th>dBuV/m</th> <th>dB</th> <th>dBuV</th> <th>dB/m</th> <th>dB</th> <th>dB</th> <th>cm</th> <th>deg</th> </tr> </thead> <tbody> <tr> <td>1</td> <td>2387.94</td> <td>71.54</td> <td>74.00</td> <td>-2.46</td> <td>61.70</td> <td>32.44</td> <td>7.11</td> <td>35.71</td> <td>6.00</td> <td>101</td> <td>268</td> <td>PEAK</td> </tr> </tbody> </table>	Limit	Read	Ant	Cable	Preamp	Aux	APos	TPos	Remark	Freq	Level	Line Margin	Level Factor	Loss Factor	Factor				MHz	dBuV/m	dBuV/m	dB	dBuV	dB/m	dB	dB	cm	deg	1	2387.94	71.54	74.00	-2.46	61.70	32.44	7.11	35.71	6.00	101	268	PEAK	<table border="1"> <thead> <tr> <th>Limit</th> <th>Read</th> <th>Ant</th> <th>Cable</th> <th>Preamp</th> <th>Aux</th> <th>APos</th> <th>TPos</th> <th>Remark</th> </tr> <tr> <th>Freq</th> <th>Level</th> <th>Line Margin</th> <th>Level Factor</th> <th>Loss Factor</th> <th>Factor</th> <th></th> <th></th> <th></th> </tr> <tr> <th>MHz</th> <th>dBuV/m</th> <th>dBuV/m</th> <th>dB</th> <th>dBuV</th> <th>dB/m</th> <th>dB</th> <th>dB</th> <th>cm</th> <th>deg</th> </tr> </thead> <tbody> <tr> <td>1</td> <td>2427.00</td> <td>118.95</td> <td>-----</td> <td>-----</td> <td>109.00</td> <td>32.49</td> <td>7.17</td> <td>35.71</td> <td>6.00</td> <td>101</td> <td>268</td> <td>PEAK</td> </tr> </tbody> </table>	Limit	Read	Ant	Cable	Preamp	Aux	APos	TPos	Remark	Freq	Level	Line Margin	Level Factor	Loss Factor	Factor				MHz	dBuV/m	dBuV/m	dB	dBuV	dB/m	dB	dB	cm	deg	1	2427.00	118.95	-----	-----	109.00	32.49	7.17	35.71	6.00	101	268	PEAK
	Limit	Read	Ant	Cable	Preamp	Aux	APos	TPos	Remark																																																																											
Freq	Level	Line Margin	Level Factor	Loss Factor	Factor																																																																															
MHz	dBuV/m	dBuV/m	dB	dBuV	dB/m	dB	dB	cm	deg																																																																											
1	2387.94	71.54	74.00	-2.46	61.70	32.44	7.11	35.71	6.00	101	268	PEAK																																																																								
Limit	Read	Ant	Cable	Preamp	Aux	APos	TPos	Remark																																																																												
Freq	Level	Line Margin	Level Factor	Loss Factor	Factor																																																																															
MHz	dBuV/m	dBuV/m	dB	dBuV	dB/m	dB	dB	cm	deg																																																																											
1	2427.00	118.95	-----	-----	109.00	32.49	7.17	35.71	6.00	101	268	PEAK																																																																								
<b>Avg</b>	<table border="1"> <thead> <tr> <th>Limit</th> <th>Read</th> <th>Ant</th> <th>Cable</th> <th>Preamp</th> <th>Aux</th> <th>APos</th> <th>TPos</th> <th>Remark</th> </tr> <tr> <th>Freq</th> <th>Level</th> <th>Line Margin</th> <th>Level Factor</th> <th>Loss Factor</th> <th>Factor</th> <th></th> <th></th> <th></th> </tr> <tr> <th>MHz</th> <th>dBuV/m</th> <th>dBuV/m</th> <th>dB</th> <th>dBuV</th> <th>dB/m</th> <th>dB</th> <th>dB</th> <th>cm</th> <th>deg</th> </tr> </thead> <tbody> <tr> <td>1</td> <td>2389.99</td> <td>53.40</td> <td>54.00</td> <td>-0.60</td> <td>43.56</td> <td>32.44</td> <td>7.11</td> <td>35.71</td> <td>6.00</td> <td>101</td> <td>268</td> <td>AVERAGE</td> </tr> </tbody> </table>	Limit	Read	Ant	Cable	Preamp	Aux	APos	TPos	Remark	Freq	Level	Line Margin	Level Factor	Loss Factor	Factor				MHz	dBuV/m	dBuV/m	dB	dBuV	dB/m	dB	dB	cm	deg	1	2389.99	53.40	54.00	-0.60	43.56	32.44	7.11	35.71	6.00	101	268	AVERAGE	<table border="1"> <thead> <tr> <th>Limit</th> <th>Read</th> <th>Ant</th> <th>Cable</th> <th>Preamp</th> <th>Aux</th> <th>APos</th> <th>TPos</th> <th>Remark</th> </tr> <tr> <th>Freq</th> <th>Level</th> <th>Line Margin</th> <th>Level Factor</th> <th>Loss Factor</th> <th>Factor</th> <th></th> <th></th> <th></th> </tr> <tr> <th>MHz</th> <th>dBuV/m</th> <th>dBuV/m</th> <th>dB</th> <th>dBuV</th> <th>dB/m</th> <th>dB</th> <th>dB</th> <th>cm</th> <th>deg</th> </tr> </thead> <tbody> <tr> <td>1</td> <td>2427.00</td> <td>109.66</td> <td>-----</td> <td>-----</td> <td>99.71</td> <td>32.49</td> <td>7.17</td> <td>35.71</td> <td>6.00</td> <td>101</td> <td>268</td> <td>AVERAGE</td> </tr> </tbody> </table>	Limit	Read	Ant	Cable	Preamp	Aux	APos	TPos	Remark	Freq	Level	Line Margin	Level Factor	Loss Factor	Factor				MHz	dBuV/m	dBuV/m	dB	dBuV	dB/m	dB	dB	cm	deg	1	2427.00	109.66	-----	-----	99.71	32.49	7.17	35.71	6.00	101	268	AVERAGE
	Limit	Read	Ant	Cable	Preamp	Aux	APos	TPos	Remark																																																																											
Freq	Level	Line Margin	Level Factor	Loss Factor	Factor																																																																															
MHz	dBuV/m	dBuV/m	dB	dBuV	dB/m	dB	dB	cm	deg																																																																											
1	2389.99	53.40	54.00	-0.60	43.56	32.44	7.11	35.71	6.00	101	268	AVERAGE																																																																								
Limit	Read	Ant	Cable	Preamp	Aux	APos	TPos	Remark																																																																												
Freq	Level	Line Margin	Level Factor	Loss Factor	Factor																																																																															
MHz	dBuV/m	dBuV/m	dB	dBuV	dB/m	dB	dB	cm	deg																																																																											
1	2427.00	109.66	-----	-----	99.71	32.49	7.17	35.71	6.00	101	268	AVERAGE																																																																								



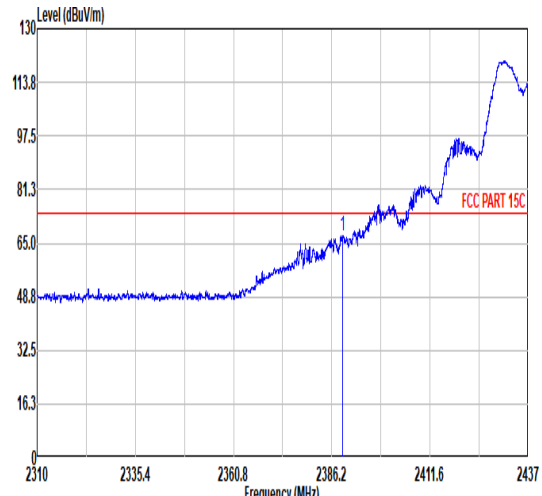
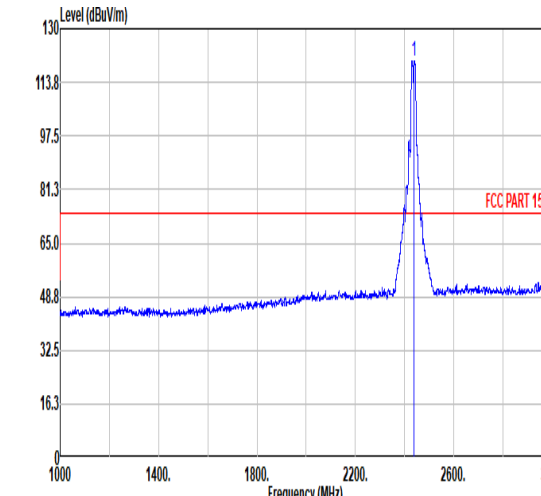
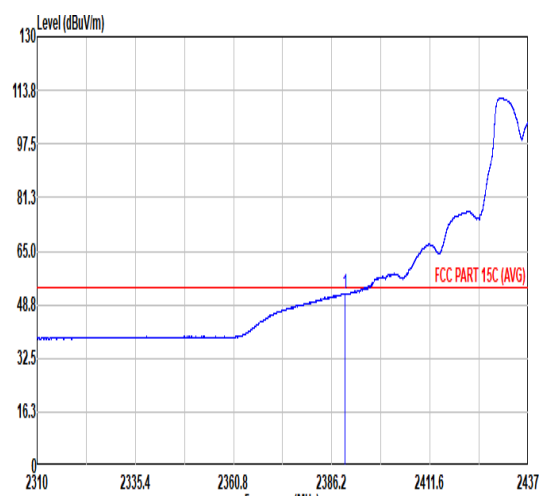
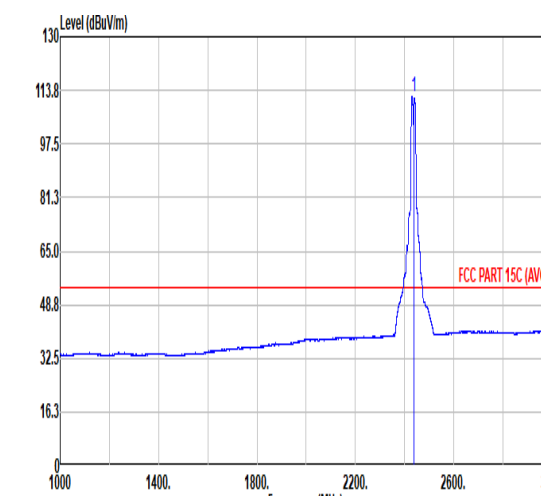
	10																																																																																			
Mode	Band Edge																																																																																			
	2400-2483.5_802.11g_CH05_2432MHz																																																																																			
ANT	CDD 1S3T																																																																																			
Pol.	Horizontal	Fundamental																																																																																		
Peak	 <p>Level (dBuV/m)</p> <p>Frequency (MHz)</p> <p>FCC PART 15C</p> <table border="1"> <thead> <tr> <th>Limit</th> <th>Read</th> <th>Ant</th> <th>Cable</th> <th>Preamp</th> <th>Aux</th> <th>APos</th> <th>TPos</th> <th>Remark</th> </tr> <tr> <th>Freq</th> <th>Level</th> <th>Line Margin</th> <th>Level Factor</th> <th>Loss Factor</th> <th>Factor</th> <th></th> <th></th> <th></th> </tr> <tr> <th>MHz</th> <th>dBuV/m</th> <th>dBuV/m</th> <th>dB</th> <th>dBuV</th> <th>dB/m</th> <th>dB</th> <th>dB</th> <th>cm</th> <th>deg</th> </tr> </thead> <tbody> <tr> <td>1</td> <td>2389.89</td> <td>66.49</td> <td>74.00</td> <td>-7.51</td> <td>56.65</td> <td>32.44</td> <td>7.11</td> <td>35.71</td> <td>6.00</td> <td>154</td> <td>180</td> <td>PEAK</td> </tr> </tbody> </table>	Limit	Read	Ant	Cable	Preamp	Aux	APos	TPos	Remark	Freq	Level	Line Margin	Level Factor	Loss Factor	Factor				MHz	dBuV/m	dBuV/m	dB	dBuV	dB/m	dB	dB	cm	deg	1	2389.89	66.49	74.00	-7.51	56.65	32.44	7.11	35.71	6.00	154	180	PEAK	 <p>Level (dBuV/m)</p> <p>Frequency (MHz)</p> <p>FCC PART 15C</p> <table border="1"> <thead> <tr> <th>Limit</th> <th>Read</th> <th>Ant</th> <th>Cable</th> <th>Preamp</th> <th>Aux</th> <th>APos</th> <th>TPos</th> <th>Remark</th> </tr> <tr> <th>Freq</th> <th>Level</th> <th>Line Margin</th> <th>Level Factor</th> <th>Loss Factor</th> <th>Factor</th> <th></th> <th></th> <th></th> </tr> <tr> <th>MHz</th> <th>dBuV/m</th> <th>dBuV/m</th> <th>dB</th> <th>dBuV</th> <th>dB/m</th> <th>dB</th> <th>dB</th> <th>cm</th> <th>deg</th> </tr> </thead> <tbody> <tr> <td>1</td> <td>2432.00</td> <td>121.19</td> <td>-----</td> <td>-----</td> <td>111.21</td> <td>32.50</td> <td>7.18</td> <td>35.70</td> <td>6.00</td> <td>154</td> <td>180</td> <td>PEAK</td> </tr> </tbody> </table>	Limit	Read	Ant	Cable	Preamp	Aux	APos	TPos	Remark	Freq	Level	Line Margin	Level Factor	Loss Factor	Factor				MHz	dBuV/m	dBuV/m	dB	dBuV	dB/m	dB	dB	cm	deg	1	2432.00	121.19	-----	-----	111.21	32.50	7.18	35.70	6.00	154	180	PEAK
	Limit	Read	Ant	Cable	Preamp	Aux	APos	TPos	Remark																																																																											
Freq	Level	Line Margin	Level Factor	Loss Factor	Factor																																																																															
MHz	dBuV/m	dBuV/m	dB	dBuV	dB/m	dB	dB	cm	deg																																																																											
1	2389.89	66.49	74.00	-7.51	56.65	32.44	7.11	35.71	6.00	154	180	PEAK																																																																								
Limit	Read	Ant	Cable	Preamp	Aux	APos	TPos	Remark																																																																												
Freq	Level	Line Margin	Level Factor	Loss Factor	Factor																																																																															
MHz	dBuV/m	dBuV/m	dB	dBuV	dB/m	dB	dB	cm	deg																																																																											
1	2432.00	121.19	-----	-----	111.21	32.50	7.18	35.70	6.00	154	180	PEAK																																																																								
Avg	 <p>Level (dBuV/m)</p> <p>Frequency (MHz)</p> <p>FCC PART 15C (AVG)</p> <table border="1"> <thead> <tr> <th>Limit</th> <th>Read</th> <th>Ant</th> <th>Cable</th> <th>Preamp</th> <th>Aux</th> <th>APos</th> <th>TPos</th> <th>Remark</th> </tr> <tr> <th>Freq</th> <th>Level</th> <th>Line Margin</th> <th>Level Factor</th> <th>Loss Factor</th> <th>Factor</th> <th></th> <th></th> <th></th> </tr> <tr> <th>MHz</th> <th>dBuV/m</th> <th>dBuV/m</th> <th>dB</th> <th>dBuV</th> <th>dB/m</th> <th>dB</th> <th>dB</th> <th>cm</th> <th>deg</th> </tr> </thead> <tbody> <tr> <td>1</td> <td>2389.89</td> <td>50.54</td> <td>54.00</td> <td>-3.46</td> <td>40.70</td> <td>32.44</td> <td>7.11</td> <td>35.71</td> <td>6.00</td> <td>154</td> <td>180</td> <td>AVERAGE</td> </tr> </tbody> </table>	Limit	Read	Ant	Cable	Preamp	Aux	APos	TPos	Remark	Freq	Level	Line Margin	Level Factor	Loss Factor	Factor				MHz	dBuV/m	dBuV/m	dB	dBuV	dB/m	dB	dB	cm	deg	1	2389.89	50.54	54.00	-3.46	40.70	32.44	7.11	35.71	6.00	154	180	AVERAGE	 <p>Level (dBuV/m)</p> <p>Frequency (MHz)</p> <p>FCC PART 15C (AVG)</p> <table border="1"> <thead> <tr> <th>Limit</th> <th>Read</th> <th>Ant</th> <th>Cable</th> <th>Preamp</th> <th>Aux</th> <th>APos</th> <th>TPos</th> <th>Remark</th> </tr> <tr> <th>Freq</th> <th>Level</th> <th>Line Margin</th> <th>Level Factor</th> <th>Loss Factor</th> <th>Factor</th> <th></th> <th></th> <th></th> </tr> <tr> <th>MHz</th> <th>dBuV/m</th> <th>dBuV/m</th> <th>dB</th> <th>dBuV</th> <th>dB/m</th> <th>dB</th> <th>dB</th> <th>cm</th> <th>deg</th> </tr> </thead> <tbody> <tr> <td>1</td> <td>2432.00</td> <td>112.13</td> <td>-----</td> <td>-----</td> <td>102.15</td> <td>32.50</td> <td>7.18</td> <td>35.70</td> <td>6.00</td> <td>154</td> <td>180</td> <td>AVERAGE</td> </tr> </tbody> </table>	Limit	Read	Ant	Cable	Preamp	Aux	APos	TPos	Remark	Freq	Level	Line Margin	Level Factor	Loss Factor	Factor				MHz	dBuV/m	dBuV/m	dB	dBuV	dB/m	dB	dB	cm	deg	1	2432.00	112.13	-----	-----	102.15	32.50	7.18	35.70	6.00	154	180	AVERAGE
	Limit	Read	Ant	Cable	Preamp	Aux	APos	TPos	Remark																																																																											
Freq	Level	Line Margin	Level Factor	Loss Factor	Factor																																																																															
MHz	dBuV/m	dBuV/m	dB	dBuV	dB/m	dB	dB	cm	deg																																																																											
1	2389.89	50.54	54.00	-3.46	40.70	32.44	7.11	35.71	6.00	154	180	AVERAGE																																																																								
Limit	Read	Ant	Cable	Preamp	Aux	APos	TPos	Remark																																																																												
Freq	Level	Line Margin	Level Factor	Loss Factor	Factor																																																																															
MHz	dBuV/m	dBuV/m	dB	dBuV	dB/m	dB	dB	cm	deg																																																																											
1	2432.00	112.13	-----	-----	102.15	32.50	7.18	35.70	6.00	154	180	AVERAGE																																																																								



Mode	10																																																																																			
	Band Edge																																																																																			
	2400-2483.5_802.11g_CH05_2432MHz																																																																																			
ANT	CDD 1S3T																																																																																			
Pol.	Vertical	Fundamental																																																																																		
Peak	<table border="1"> <thead> <tr> <th>Limit</th> <th>Read</th> <th>Ant</th> <th>Cable</th> <th>Preamp</th> <th>Aux</th> <th>APos</th> <th>TPos</th> <th>Remark</th> </tr> <tr> <th>Freq</th> <th>Level</th> <th>Line Margin</th> <th>Level Factor</th> <th>Loss Factor</th> <th>Factor</th> <th>Factor</th> <th>Factor</th> <th>Factor</th> </tr> <tr> <th>MHz</th> <th>dBuV/m</th> <th>dBuV/m</th> <th>dB</th> <th>dBuV</th> <th>dB/m</th> <th>dB</th> <th>dB</th> <th>cm</th> <th>deg</th> </tr> </thead> <tbody> <tr> <td>1</td> <td>2389.76</td> <td>71.37</td> <td>74.00</td> <td>-2.63</td> <td>61.53</td> <td>32.44</td> <td>7.11</td> <td>35.71</td> <td>6.00</td> <td>112</td> <td>250</td> <td>PEAK</td> </tr> </tbody> </table>	Limit	Read	Ant	Cable	Preamp	Aux	APos	TPos	Remark	Freq	Level	Line Margin	Level Factor	Loss Factor	Factor	Factor	Factor	Factor	MHz	dBuV/m	dBuV/m	dB	dBuV	dB/m	dB	dB	cm	deg	1	2389.76	71.37	74.00	-2.63	61.53	32.44	7.11	35.71	6.00	112	250	PEAK	<table border="1"> <thead> <tr> <th>Limit</th> <th>Read</th> <th>Ant</th> <th>Cable</th> <th>Preamp</th> <th>Aux</th> <th>APos</th> <th>TPos</th> <th>Remark</th> </tr> <tr> <th>Freq</th> <th>Level</th> <th>Line Margin</th> <th>Level Factor</th> <th>Loss Factor</th> <th>Factor</th> <th>Factor</th> <th>Factor</th> <th>Factor</th> </tr> <tr> <th>MHz</th> <th>dBuV/m</th> <th>dBuV/m</th> <th>dB</th> <th>dBuV</th> <th>dB/m</th> <th>dB</th> <th>dB</th> <th>cm</th> <th>deg</th> </tr> </thead> <tbody> <tr> <td>1</td> <td>2432.00</td> <td>119.29</td> <td>-----</td> <td>-----</td> <td>109.31</td> <td>32.50</td> <td>7.18</td> <td>35.70</td> <td>6.00</td> <td>112</td> <td>250</td> <td>PEAK</td> </tr> </tbody> </table>	Limit	Read	Ant	Cable	Preamp	Aux	APos	TPos	Remark	Freq	Level	Line Margin	Level Factor	Loss Factor	Factor	Factor	Factor	Factor	MHz	dBuV/m	dBuV/m	dB	dBuV	dB/m	dB	dB	cm	deg	1	2432.00	119.29	-----	-----	109.31	32.50	7.18	35.70	6.00	112	250	PEAK
	Limit	Read	Ant	Cable	Preamp	Aux	APos	TPos	Remark																																																																											
Freq	Level	Line Margin	Level Factor	Loss Factor	Factor	Factor	Factor	Factor																																																																												
MHz	dBuV/m	dBuV/m	dB	dBuV	dB/m	dB	dB	cm	deg																																																																											
1	2389.76	71.37	74.00	-2.63	61.53	32.44	7.11	35.71	6.00	112	250	PEAK																																																																								
Limit	Read	Ant	Cable	Preamp	Aux	APos	TPos	Remark																																																																												
Freq	Level	Line Margin	Level Factor	Loss Factor	Factor	Factor	Factor	Factor																																																																												
MHz	dBuV/m	dBuV/m	dB	dBuV	dB/m	dB	dB	cm	deg																																																																											
1	2432.00	119.29	-----	-----	109.31	32.50	7.18	35.70	6.00	112	250	PEAK																																																																								
Avg	<table border="1"> <thead> <tr> <th>Limit</th> <th>Read</th> <th>Ant</th> <th>Cable</th> <th>Preamp</th> <th>Aux</th> <th>APos</th> <th>TPos</th> <th>Remark</th> </tr> <tr> <th>Freq</th> <th>Level</th> <th>Line Margin</th> <th>Level Factor</th> <th>Loss Factor</th> <th>Factor</th> <th>Factor</th> <th>Factor</th> <th>Factor</th> </tr> <tr> <th>MHz</th> <th>dBuV/m</th> <th>dBuV/m</th> <th>dB</th> <th>dBuV</th> <th>dB/m</th> <th>dB</th> <th>dB</th> <th>cm</th> <th>deg</th> </tr> </thead> <tbody> <tr> <td>1</td> <td>2389.99</td> <td>52.16</td> <td>54.00</td> <td>-1.84</td> <td>42.32</td> <td>32.44</td> <td>7.11</td> <td>35.71</td> <td>6.00</td> <td>112</td> <td>250</td> <td>AVERAGE</td> </tr> </tbody> </table>	Limit	Read	Ant	Cable	Preamp	Aux	APos	TPos	Remark	Freq	Level	Line Margin	Level Factor	Loss Factor	Factor	Factor	Factor	Factor	MHz	dBuV/m	dBuV/m	dB	dBuV	dB/m	dB	dB	cm	deg	1	2389.99	52.16	54.00	-1.84	42.32	32.44	7.11	35.71	6.00	112	250	AVERAGE	<table border="1"> <thead> <tr> <th>Limit</th> <th>Read</th> <th>Ant</th> <th>Cable</th> <th>Preamp</th> <th>Aux</th> <th>APos</th> <th>TPos</th> <th>Remark</th> </tr> <tr> <th>Freq</th> <th>Level</th> <th>Line Margin</th> <th>Level Factor</th> <th>Loss Factor</th> <th>Factor</th> <th>Factor</th> <th>Factor</th> <th>Factor</th> </tr> <tr> <th>MHz</th> <th>dBuV/m</th> <th>dBuV/m</th> <th>dB</th> <th>dBuV</th> <th>dB/m</th> <th>dB</th> <th>dB</th> <th>cm</th> <th>deg</th> </tr> </thead> <tbody> <tr> <td>1</td> <td>2432.00</td> <td>110.39</td> <td>-----</td> <td>-----</td> <td>100.41</td> <td>32.50</td> <td>7.18</td> <td>35.70</td> <td>6.00</td> <td>112</td> <td>250</td> <td>AVERAGE</td> </tr> </tbody> </table>	Limit	Read	Ant	Cable	Preamp	Aux	APos	TPos	Remark	Freq	Level	Line Margin	Level Factor	Loss Factor	Factor	Factor	Factor	Factor	MHz	dBuV/m	dBuV/m	dB	dBuV	dB/m	dB	dB	cm	deg	1	2432.00	110.39	-----	-----	100.41	32.50	7.18	35.70	6.00	112	250	AVERAGE
Limit	Read	Ant	Cable	Preamp	Aux	APos	TPos	Remark																																																																												
Freq	Level	Line Margin	Level Factor	Loss Factor	Factor	Factor	Factor	Factor																																																																												
MHz	dBuV/m	dBuV/m	dB	dBuV	dB/m	dB	dB	cm	deg																																																																											
1	2389.99	52.16	54.00	-1.84	42.32	32.44	7.11	35.71	6.00	112	250	AVERAGE																																																																								
Limit	Read	Ant	Cable	Preamp	Aux	APos	TPos	Remark																																																																												
Freq	Level	Line Margin	Level Factor	Loss Factor	Factor	Factor	Factor	Factor																																																																												
MHz	dBuV/m	dBuV/m	dB	dBuV	dB/m	dB	dB	cm	deg																																																																											
1	2432.00	110.39	-----	-----	100.41	32.50	7.18	35.70	6.00	112	250	AVERAGE																																																																								



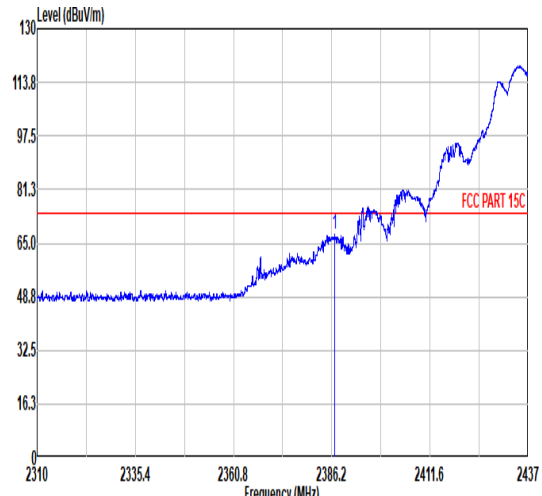
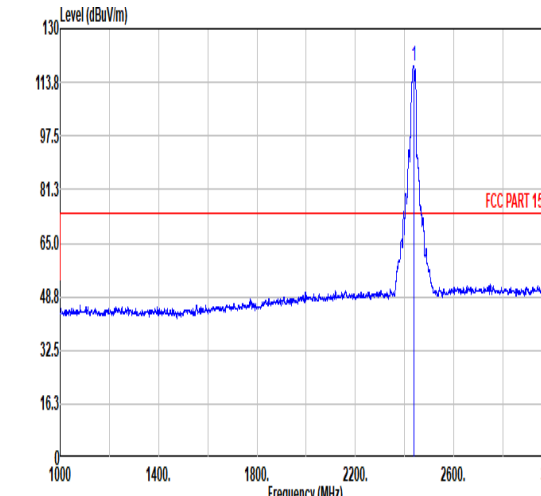
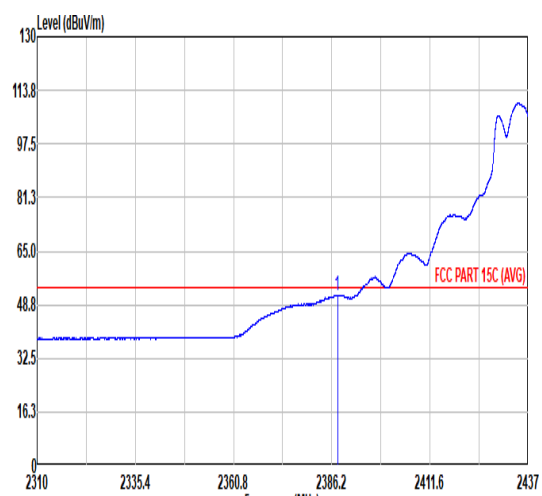
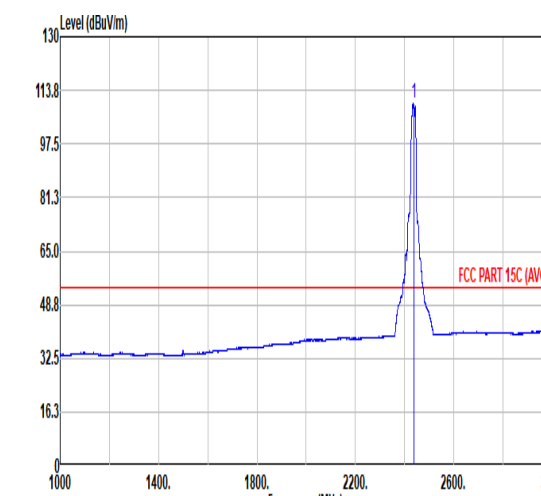


		11																																																																																		
Mode	Band Edge - L																																																																																			
	2400-2483.5_802.11g_CH06_2437MHz																																																																																			
ANT	CDD 1S3T																																																																																			
Pol.	Horizontal	Fundamental																																																																																		
Peak	 <p>Level (dBuV/m)</p> <p>130</p> <p>113.8</p> <p>97.5</p> <p>81.3</p> <p>65.0</p> <p>48.8</p> <p>32.5</p> <p>16.3</p> <p>0</p> <p>2310</p> <p>2335.4</p> <p>2360.8</p> <p>2386.2</p> <p>2411.6</p> <p>2437</p> <p>Frequency (MHz)</p> <p>FCC PART 15C</p> <table border="1"> <thead> <tr> <th>Limit</th> <th>Read</th> <th>Ant</th> <th>Cable</th> <th>Preamp</th> <th>Aux</th> <th>APos</th> <th>TPos</th> <th>Remark</th> </tr> <tr> <th>Freq</th> <th>Level</th> <th>Line Margin</th> <th>Level Factor</th> <th>Loss Factor</th> <th>Factor</th> <th></th> <th></th> <th></th> </tr> <tr> <th>MHz</th> <th>dBuV/m</th> <th>dBuV/m</th> <th>dB</th> <th>dBuV</th> <th>dB/m</th> <th>dB</th> <th>dB</th> <th>cm</th> <th>deg</th> </tr> </thead> <tbody> <tr> <td>1</td> <td>2389.06</td> <td>67.09</td> <td>74.00</td> <td>-6.91</td> <td>57.25</td> <td>32.44</td> <td>7.11</td> <td>35.71</td> <td>6.00</td> <td>129</td> <td>188</td> <td>PEAK</td> </tr> </tbody> </table>	Limit	Read	Ant	Cable	Preamp	Aux	APos	TPos	Remark	Freq	Level	Line Margin	Level Factor	Loss Factor	Factor				MHz	dBuV/m	dBuV/m	dB	dBuV	dB/m	dB	dB	cm	deg	1	2389.06	67.09	74.00	-6.91	57.25	32.44	7.11	35.71	6.00	129	188	PEAK	 <p>Level (dBuV/m)</p> <p>130</p> <p>113.8</p> <p>97.5</p> <p>81.3</p> <p>65.0</p> <p>48.8</p> <p>32.5</p> <p>16.3</p> <p>0</p> <p>1000</p> <p>1400.</p> <p>1800.</p> <p>2200.</p> <p>2600.</p> <p>3000</p> <p>Frequency (MHz)</p> <p>FCC PART 15C</p> <table border="1"> <thead> <tr> <th>Limit</th> <th>Read</th> <th>Ant</th> <th>Cable</th> <th>Preamp</th> <th>Aux</th> <th>APos</th> <th>TPos</th> <th>Remark</th> </tr> <tr> <th>Freq</th> <th>Level</th> <th>Line Margin</th> <th>Level Factor</th> <th>Loss Factor</th> <th>Factor</th> <th></th> <th></th> <th></th> </tr> <tr> <th>MHz</th> <th>dBuV/m</th> <th>dBuV/m</th> <th>dB</th> <th>dBuV</th> <th>dB/m</th> <th>dB</th> <th>dB</th> <th>cm</th> <th>deg</th> </tr> </thead> <tbody> <tr> <td>1</td> <td>2437.00</td> <td>120.40</td> <td>-----</td> <td>-----</td> <td>110.41</td> <td>32.50</td> <td>7.19</td> <td>35.70</td> <td>6.00</td> <td>129</td> <td>188</td> <td>PEAK</td> </tr> </tbody> </table>	Limit	Read	Ant	Cable	Preamp	Aux	APos	TPos	Remark	Freq	Level	Line Margin	Level Factor	Loss Factor	Factor				MHz	dBuV/m	dBuV/m	dB	dBuV	dB/m	dB	dB	cm	deg	1	2437.00	120.40	-----	-----	110.41	32.50	7.19	35.70	6.00	129	188	PEAK
	Limit	Read	Ant	Cable	Preamp	Aux	APos	TPos	Remark																																																																											
Freq	Level	Line Margin	Level Factor	Loss Factor	Factor																																																																															
MHz	dBuV/m	dBuV/m	dB	dBuV	dB/m	dB	dB	cm	deg																																																																											
1	2389.06	67.09	74.00	-6.91	57.25	32.44	7.11	35.71	6.00	129	188	PEAK																																																																								
Limit	Read	Ant	Cable	Preamp	Aux	APos	TPos	Remark																																																																												
Freq	Level	Line Margin	Level Factor	Loss Factor	Factor																																																																															
MHz	dBuV/m	dBuV/m	dB	dBuV	dB/m	dB	dB	cm	deg																																																																											
1	2437.00	120.40	-----	-----	110.41	32.50	7.19	35.70	6.00	129	188	PEAK																																																																								
Avg	 <p>Level (dBuV/m)</p> <p>130</p> <p>113.8</p> <p>97.5</p> <p>81.3</p> <p>65.0</p> <p>48.8</p> <p>32.5</p> <p>16.3</p> <p>0</p> <p>2310</p> <p>2335.4</p> <p>2360.8</p> <p>2386.2</p> <p>2411.6</p> <p>2437</p> <p>Frequency (MHz)</p> <p>FCC PART 15C (AVG)</p> <table border="1"> <thead> <tr> <th>Limit</th> <th>Read</th> <th>Ant</th> <th>Cable</th> <th>Preamp</th> <th>Aux</th> <th>APos</th> <th>TPos</th> <th>Remark</th> </tr> <tr> <th>Freq</th> <th>Level</th> <th>Line Margin</th> <th>Level Factor</th> <th>Loss Factor</th> <th>Factor</th> <th></th> <th></th> <th></th> </tr> <tr> <th>MHz</th> <th>dBuV/m</th> <th>dBuV/m</th> <th>dB</th> <th>dBuV</th> <th>dB/m</th> <th>dB</th> <th>dB</th> <th>cm</th> <th>deg</th> </tr> </thead> <tbody> <tr> <td>1</td> <td>2389.69</td> <td>52.04</td> <td>54.00</td> <td>-1.96</td> <td>42.20</td> <td>32.44</td> <td>7.11</td> <td>35.71</td> <td>6.00</td> <td>129</td> <td>188</td> <td>AVERAGE</td> </tr> </tbody> </table>	Limit	Read	Ant	Cable	Preamp	Aux	APos	TPos	Remark	Freq	Level	Line Margin	Level Factor	Loss Factor	Factor				MHz	dBuV/m	dBuV/m	dB	dBuV	dB/m	dB	dB	cm	deg	1	2389.69	52.04	54.00	-1.96	42.20	32.44	7.11	35.71	6.00	129	188	AVERAGE	 <p>Level (dBuV/m)</p> <p>130</p> <p>113.8</p> <p>97.5</p> <p>81.3</p> <p>65.0</p> <p>48.8</p> <p>32.5</p> <p>16.3</p> <p>0</p> <p>1000</p> <p>1400.</p> <p>1800.</p> <p>2200.</p> <p>2600.</p> <p>3000</p> <p>Frequency (MHz)</p> <p>FCC PART 15C (AVG)</p> <table border="1"> <thead> <tr> <th>Limit</th> <th>Read</th> <th>Ant</th> <th>Cable</th> <th>Preamp</th> <th>Aux</th> <th>APos</th> <th>TPos</th> <th>Remark</th> </tr> <tr> <th>Freq</th> <th>Level</th> <th>Line Margin</th> <th>Level Factor</th> <th>Loss Factor</th> <th>Factor</th> <th></th> <th></th> <th></th> </tr> <tr> <th>MHz</th> <th>dBuV/m</th> <th>dBuV/m</th> <th>dB</th> <th>dBuV</th> <th>dB/m</th> <th>dB</th> <th>dB</th> <th>cm</th> <th>deg</th> </tr> </thead> <tbody> <tr> <td>1</td> <td>2437.00</td> <td>111.78</td> <td>-----</td> <td>-----</td> <td>101.79</td> <td>32.50</td> <td>7.19</td> <td>35.70</td> <td>6.00</td> <td>129</td> <td>188</td> <td>AVERAGE</td> </tr> </tbody> </table>	Limit	Read	Ant	Cable	Preamp	Aux	APos	TPos	Remark	Freq	Level	Line Margin	Level Factor	Loss Factor	Factor				MHz	dBuV/m	dBuV/m	dB	dBuV	dB/m	dB	dB	cm	deg	1	2437.00	111.78	-----	-----	101.79	32.50	7.19	35.70	6.00	129	188	AVERAGE
	Limit	Read	Ant	Cable	Preamp	Aux	APos	TPos	Remark																																																																											
Freq	Level	Line Margin	Level Factor	Loss Factor	Factor																																																																															
MHz	dBuV/m	dBuV/m	dB	dBuV	dB/m	dB	dB	cm	deg																																																																											
1	2389.69	52.04	54.00	-1.96	42.20	32.44	7.11	35.71	6.00	129	188	AVERAGE																																																																								
Limit	Read	Ant	Cable	Preamp	Aux	APos	TPos	Remark																																																																												
Freq	Level	Line Margin	Level Factor	Loss Factor	Factor																																																																															
MHz	dBuV/m	dBuV/m	dB	dBuV	dB/m	dB	dB	cm	deg																																																																											
1	2437.00	111.78	-----	-----	101.79	32.50	7.19	35.70	6.00	129	188	AVERAGE																																																																								



	<b>11</b>																																														
<b>Mode</b>	<b>Band Edge - R</b>																																														
	<b>2400-2483.5_802.11g_CH06_2437MHz</b>																																														
<b>ANT</b>	<b>CDD 1S3T</b>																																														
<b>Pol.</b>	<b>Horizontal</b>	<b>Fundamental</b>																																													
<b>Peak</b>	<table border="1" data-bbox="255 1108 774 1232"> <thead> <tr> <th>Limit</th> <th>Read</th> <th>Ant</th> <th>Cable</th> <th>Preamp</th> <th>Aux</th> <th>APos</th> <th>TPos</th> <th>Remark</th> </tr> <tr> <th>Freq</th> <th>Level</th> <th>Line</th> <th>Margin</th> <th>Level</th> <th>Factor</th> <th>Loss</th> <th>Factor</th> <th>Factor</th> </tr> <tr> <th>MHz</th> <th>dBuV/m</th> <th>dBuV/m</th> <th>dB</th> <th>dBuV</th> <th>dB/m</th> <th>dB</th> <th>dB</th> <th>dB</th> </tr> </thead> <tbody> <tr> <td>1 2483.72</td> <td>64.54</td> <td>74.00</td> <td>-9.46</td> <td>54.36</td> <td>32.58</td> <td>7.29</td> <td>35.69</td> <td>6.00</td> </tr> <tr> <td></td> <td></td> <td></td> <td></td> <td></td> <td></td> <td></td> <td></td> <td>129 188 PEAK</td> </tr> </tbody> </table>	Limit	Read	Ant	Cable	Preamp	Aux	APos	TPos	Remark	Freq	Level	Line	Margin	Level	Factor	Loss	Factor	Factor	MHz	dBuV/m	dBuV/m	dB	dBuV	dB/m	dB	dB	dB	1 2483.72	64.54	74.00	-9.46	54.36	32.58	7.29	35.69	6.00									129 188 PEAK	<b>Blank</b>
Limit	Read	Ant	Cable	Preamp	Aux	APos	TPos	Remark																																							
Freq	Level	Line	Margin	Level	Factor	Loss	Factor	Factor																																							
MHz	dBuV/m	dBuV/m	dB	dBuV	dB/m	dB	dB	dB																																							
1 2483.72	64.54	74.00	-9.46	54.36	32.58	7.29	35.69	6.00																																							
								129 188 PEAK																																							
<b>Avg</b>	<table border="1" data-bbox="255 1787 774 1910"> <thead> <tr> <th>Limit</th> <th>Read</th> <th>Ant</th> <th>Cable</th> <th>Preamp</th> <th>Aux</th> <th>APos</th> <th>TPos</th> <th>Remark</th> </tr> <tr> <th>Freq</th> <th>Level</th> <th>Line</th> <th>Margin</th> <th>Level</th> <th>Factor</th> <th>Loss</th> <th>Factor</th> <th>Factor</th> </tr> <tr> <th>MHz</th> <th>dBuV/m</th> <th>dBuV/m</th> <th>dB</th> <th>dBuV</th> <th>dB/m</th> <th>dB</th> <th>dB</th> <th>dB</th> </tr> </thead> <tbody> <tr> <td>1 2483.59</td> <td>49.05</td> <td>54.00</td> <td>-4.95</td> <td>38.87</td> <td>32.58</td> <td>7.29</td> <td>35.69</td> <td>6.00</td> </tr> <tr> <td></td> <td></td> <td></td> <td></td> <td></td> <td></td> <td></td> <td></td> <td>129 188 AVERAGE</td> </tr> </tbody> </table>	Limit	Read	Ant	Cable	Preamp	Aux	APos	TPos	Remark	Freq	Level	Line	Margin	Level	Factor	Loss	Factor	Factor	MHz	dBuV/m	dBuV/m	dB	dBuV	dB/m	dB	dB	dB	1 2483.59	49.05	54.00	-4.95	38.87	32.58	7.29	35.69	6.00									129 188 AVERAGE	<b>Blank</b>
Limit	Read	Ant	Cable	Preamp	Aux	APos	TPos	Remark																																							
Freq	Level	Line	Margin	Level	Factor	Loss	Factor	Factor																																							
MHz	dBuV/m	dBuV/m	dB	dBuV	dB/m	dB	dB	dB																																							
1 2483.59	49.05	54.00	-4.95	38.87	32.58	7.29	35.69	6.00																																							
								129 188 AVERAGE																																							



		11																																																																																		
Mode	Band Edge - L																																																																																			
	2400-2483.5_802.11g_CH06_2437MHz																																																																																			
ANT	CDD 1S3T																																																																																			
Pol.	Vertical	Fundamental																																																																																		
Peak	 <p>Level (dBuV/m)</p> <p>130</p> <p>113.8</p> <p>97.5</p> <p>81.3</p> <p>65.0</p> <p>48.8</p> <p>32.5</p> <p>16.3</p> <p>0</p> <p>2310</p> <p>2335.4</p> <p>2360.8</p> <p>2386.2</p> <p>2411.6</p> <p>2437</p> <p>Frequency (MHz)</p> <p style="color: red;">FCC PART 15C</p> <table border="1"> <thead> <tr> <th>Limit</th> <th>Read</th> <th>Ant</th> <th>Cable</th> <th>Preamp</th> <th>Aux</th> <th>APos</th> <th>TPos</th> <th>Remark</th> </tr> <tr> <th>Freq</th> <th>Level</th> <th>Line Margin</th> <th>Level Factor</th> <th>Loss Factor</th> <th>Factor</th> <th></th> <th></th> <th></th> </tr> <tr> <th>MHz</th> <th>dBuV/m</th> <th>dBuV/m</th> <th>dB</th> <th>dBuV</th> <th>dB/m</th> <th>dB</th> <th>dB</th> <th>cm</th> <th>deg</th> </tr> </thead> <tbody> <tr> <td>1</td> <td>2386.90</td> <td>67.48</td> <td>74.00</td> <td>-6.52</td> <td>57.64</td> <td>32.44</td> <td>7.11</td> <td>35.71</td> <td>6.00</td> <td>100</td> <td>246</td> <td>PEAK</td> </tr> </tbody> </table>	Limit	Read	Ant	Cable	Preamp	Aux	APos	TPos	Remark	Freq	Level	Line Margin	Level Factor	Loss Factor	Factor				MHz	dBuV/m	dBuV/m	dB	dBuV	dB/m	dB	dB	cm	deg	1	2386.90	67.48	74.00	-6.52	57.64	32.44	7.11	35.71	6.00	100	246	PEAK	 <p>Level (dBuV/m)</p> <p>130</p> <p>113.8</p> <p>97.5</p> <p>81.3</p> <p>65.0</p> <p>48.8</p> <p>32.5</p> <p>16.3</p> <p>0</p> <p>1000</p> <p>1400.</p> <p>1800.</p> <p>2200.</p> <p>2600.</p> <p>3000</p> <p>Frequency (MHz)</p> <p style="color: red;">FCC PART 15C</p> <table border="1"> <thead> <tr> <th>Limit</th> <th>Read</th> <th>Ant</th> <th>Cable</th> <th>Preamp</th> <th>Aux</th> <th>APos</th> <th>TPos</th> <th>Remark</th> </tr> <tr> <th>Freq</th> <th>Level</th> <th>Line Margin</th> <th>Level Factor</th> <th>Loss Factor</th> <th>Factor</th> <th></th> <th></th> <th></th> </tr> <tr> <th>MHz</th> <th>dBuV/m</th> <th>dBuV/m</th> <th>dB</th> <th>dBuV</th> <th>dB/m</th> <th>dB</th> <th>dB</th> <th>cm</th> <th>deg</th> </tr> </thead> <tbody> <tr> <td>1</td> <td>2437.00</td> <td>118.95</td> <td>-----</td> <td>-----</td> <td>108.94</td> <td>32.51</td> <td>7.20</td> <td>35.70</td> <td>6.00</td> <td>100</td> <td>246</td> <td>PEAK</td> </tr> </tbody> </table>	Limit	Read	Ant	Cable	Preamp	Aux	APos	TPos	Remark	Freq	Level	Line Margin	Level Factor	Loss Factor	Factor				MHz	dBuV/m	dBuV/m	dB	dBuV	dB/m	dB	dB	cm	deg	1	2437.00	118.95	-----	-----	108.94	32.51	7.20	35.70	6.00	100	246	PEAK
	Limit	Read	Ant	Cable	Preamp	Aux	APos	TPos	Remark																																																																											
Freq	Level	Line Margin	Level Factor	Loss Factor	Factor																																																																															
MHz	dBuV/m	dBuV/m	dB	dBuV	dB/m	dB	dB	cm	deg																																																																											
1	2386.90	67.48	74.00	-6.52	57.64	32.44	7.11	35.71	6.00	100	246	PEAK																																																																								
Limit	Read	Ant	Cable	Preamp	Aux	APos	TPos	Remark																																																																												
Freq	Level	Line Margin	Level Factor	Loss Factor	Factor																																																																															
MHz	dBuV/m	dBuV/m	dB	dBuV	dB/m	dB	dB	cm	deg																																																																											
1	2437.00	118.95	-----	-----	108.94	32.51	7.20	35.70	6.00	100	246	PEAK																																																																								
Avg	 <p>Level (dBuV/m)</p> <p>130</p> <p>113.8</p> <p>97.5</p> <p>81.3</p> <p>65.0</p> <p>48.8</p> <p>32.5</p> <p>16.3</p> <p>0</p> <p>2310</p> <p>2335.4</p> <p>2360.8</p> <p>2386.2</p> <p>2411.6</p> <p>2437</p> <p>Frequency (MHz)</p> <p style="color: red;">FCC PART 15C (AVG)</p> <table border="1"> <thead> <tr> <th>Limit</th> <th>Read</th> <th>Ant</th> <th>Cable</th> <th>Preamp</th> <th>Aux</th> <th>APos</th> <th>TPos</th> <th>Remark</th> </tr> <tr> <th>Freq</th> <th>Level</th> <th>Line Margin</th> <th>Level Factor</th> <th>Loss Factor</th> <th>Factor</th> <th></th> <th></th> <th></th> </tr> <tr> <th>MHz</th> <th>dBuV/m</th> <th>dBuV/m</th> <th>dB</th> <th>dBuV</th> <th>dB/m</th> <th>dB</th> <th>dB</th> <th>cm</th> <th>deg</th> </tr> </thead> <tbody> <tr> <td>1</td> <td>2387.67</td> <td>51.60</td> <td>54.00</td> <td>-2.40</td> <td>41.76</td> <td>32.44</td> <td>7.11</td> <td>35.71</td> <td>6.00</td> <td>100</td> <td>246</td> <td>AVERAGE</td> </tr> </tbody> </table>	Limit	Read	Ant	Cable	Preamp	Aux	APos	TPos	Remark	Freq	Level	Line Margin	Level Factor	Loss Factor	Factor				MHz	dBuV/m	dBuV/m	dB	dBuV	dB/m	dB	dB	cm	deg	1	2387.67	51.60	54.00	-2.40	41.76	32.44	7.11	35.71	6.00	100	246	AVERAGE	 <p>Level (dBuV/m)</p> <p>130</p> <p>113.8</p> <p>97.5</p> <p>81.3</p> <p>65.0</p> <p>48.8</p> <p>32.5</p> <p>16.3</p> <p>0</p> <p>1000</p> <p>1400.</p> <p>1800.</p> <p>2200.</p> <p>2600.</p> <p>3000</p> <p>Frequency (MHz)</p> <p style="color: red;">FCC PART 15C (AVG)</p> <table border="1"> <thead> <tr> <th>Limit</th> <th>Read</th> <th>Ant</th> <th>Cable</th> <th>Preamp</th> <th>Aux</th> <th>APos</th> <th>TPos</th> <th>Remark</th> </tr> <tr> <th>Freq</th> <th>Level</th> <th>Line Margin</th> <th>Level Factor</th> <th>Loss Factor</th> <th>Factor</th> <th></th> <th></th> <th></th> </tr> <tr> <th>MHz</th> <th>dBuV/m</th> <th>dBuV/m</th> <th>dB</th> <th>dBuV</th> <th>dB/m</th> <th>dB</th> <th>dB</th> <th>cm</th> <th>deg</th> </tr> </thead> <tbody> <tr> <td>1</td> <td>2437.00</td> <td>109.86</td> <td>-----</td> <td>-----</td> <td>99.86</td> <td>32.51</td> <td>7.19</td> <td>35.70</td> <td>6.00</td> <td>100</td> <td>246</td> <td>AVERAGE</td> </tr> </tbody> </table>	Limit	Read	Ant	Cable	Preamp	Aux	APos	TPos	Remark	Freq	Level	Line Margin	Level Factor	Loss Factor	Factor				MHz	dBuV/m	dBuV/m	dB	dBuV	dB/m	dB	dB	cm	deg	1	2437.00	109.86	-----	-----	99.86	32.51	7.19	35.70	6.00	100	246	AVERAGE
	Limit	Read	Ant	Cable	Preamp	Aux	APos	TPos	Remark																																																																											
Freq	Level	Line Margin	Level Factor	Loss Factor	Factor																																																																															
MHz	dBuV/m	dBuV/m	dB	dBuV	dB/m	dB	dB	cm	deg																																																																											
1	2387.67	51.60	54.00	-2.40	41.76	32.44	7.11	35.71	6.00	100	246	AVERAGE																																																																								
Limit	Read	Ant	Cable	Preamp	Aux	APos	TPos	Remark																																																																												
Freq	Level	Line Margin	Level Factor	Loss Factor	Factor																																																																															
MHz	dBuV/m	dBuV/m	dB	dBuV	dB/m	dB	dB	cm	deg																																																																											
1	2437.00	109.86	-----	-----	99.86	32.51	7.19	35.70	6.00	100	246	AVERAGE																																																																								

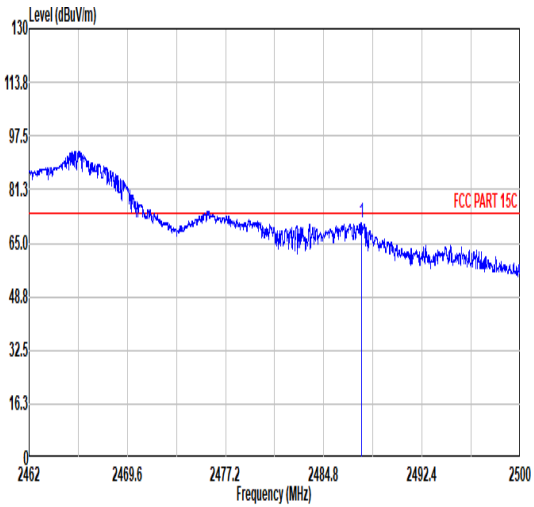
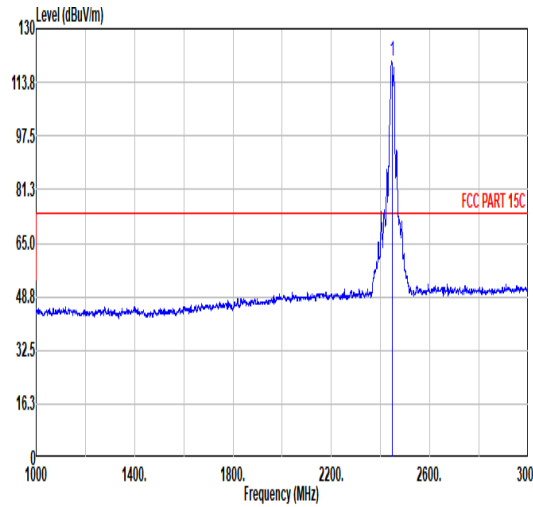
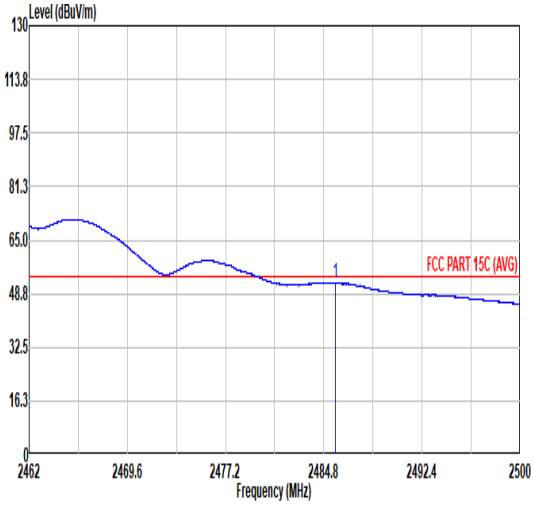
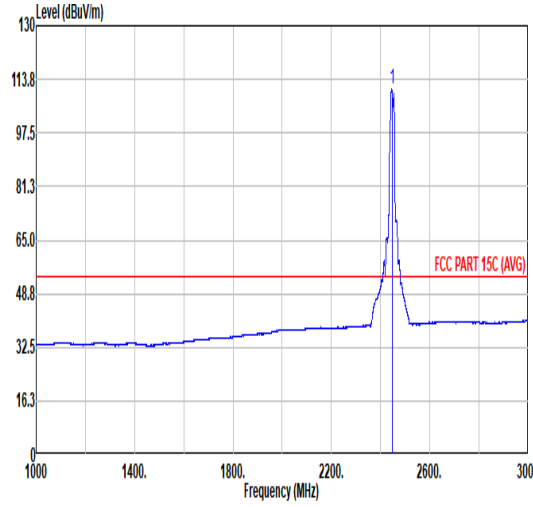


	<b>11</b>																																																		
<b>Mode</b>	<b>Band Edge - R</b>																																																		
	<b>2400-2483.5_802.11g_CH06_2437MHz</b>																																																		
<b>ANT</b>	<b>CDD 1S3T</b>																																																		
<b>Pol.</b>	<b>Vertical</b>	<b>Fundamental</b>																																																	
<b>Peak</b>	<table border="1" data-bbox="268 1115 774 1238"> <thead> <tr> <th>Limit</th> <th>Read</th> <th>Ant</th> <th>Cable</th> <th>Preamp</th> <th>Aux</th> <th>APos</th> <th>TPos</th> <th>Remark</th> </tr> <tr> <th>Freq</th> <th>Level</th> <th>Line</th> <th>Margin</th> <th>Level</th> <th>Factor</th> <th>Loss</th> <th>Factor</th> <th>Factor</th> </tr> <tr> <th>MHz</th> <th>dBuV/m</th> <th>dBuV/m</th> <th>dB</th> <th>dBuV</th> <th>dB/m</th> <th>dB</th> <th>dB</th> <th>dB</th> </tr> <tr> <th></th> <th></th> <th></th> <th></th> <th></th> <th></th> <th></th> <th>cm</th> <th>deg</th> </tr> </thead> <tbody> <tr> <td>1</td> <td>2485.17</td> <td>66.60</td> <td>74.00</td> <td>-7.40</td> <td>56.42</td> <td>32.58</td> <td>7.29</td> <td>35.69</td> <td>6.00</td> <td>100</td> <td>246</td> <td>PEAK</td> </tr> </tbody> </table>	Limit	Read	Ant	Cable	Preamp	Aux	APos	TPos	Remark	Freq	Level	Line	Margin	Level	Factor	Loss	Factor	Factor	MHz	dBuV/m	dBuV/m	dB	dBuV	dB/m	dB	dB	dB								cm	deg	1	2485.17	66.60	74.00	-7.40	56.42	32.58	7.29	35.69	6.00	100	246	PEAK	<b>Blank</b>
Limit	Read	Ant	Cable	Preamp	Aux	APos	TPos	Remark																																											
Freq	Level	Line	Margin	Level	Factor	Loss	Factor	Factor																																											
MHz	dBuV/m	dBuV/m	dB	dBuV	dB/m	dB	dB	dB																																											
							cm	deg																																											
1	2485.17	66.60	74.00	-7.40	56.42	32.58	7.29	35.69	6.00	100	246	PEAK																																							
<b>Avg</b>	<table border="1" data-bbox="268 1798 774 1921"> <thead> <tr> <th>Limit</th> <th>Read</th> <th>Ant</th> <th>Cable</th> <th>Preamp</th> <th>Aux</th> <th>APos</th> <th>TPos</th> <th>Remark</th> </tr> <tr> <th>Freq</th> <th>Level</th> <th>Line</th> <th>Margin</th> <th>Level</th> <th>Factor</th> <th>Loss</th> <th>Factor</th> <th>Factor</th> </tr> <tr> <th>MHz</th> <th>dBuV/m</th> <th>dBuV/m</th> <th>dB</th> <th>dBuV</th> <th>dB/m</th> <th>dB</th> <th>dB</th> <th>dB</th> </tr> <tr> <th></th> <th></th> <th></th> <th></th> <th></th> <th></th> <th></th> <th>cm</th> <th>deg</th> </tr> </thead> <tbody> <tr> <td>1</td> <td>2483.78</td> <td>49.34</td> <td>54.00</td> <td>-4.66</td> <td>39.16</td> <td>32.58</td> <td>7.29</td> <td>35.69</td> <td>6.00</td> <td>100</td> <td>246</td> <td>AVERAGE</td> </tr> </tbody> </table>	Limit	Read	Ant	Cable	Preamp	Aux	APos	TPos	Remark	Freq	Level	Line	Margin	Level	Factor	Loss	Factor	Factor	MHz	dBuV/m	dBuV/m	dB	dBuV	dB/m	dB	dB	dB								cm	deg	1	2483.78	49.34	54.00	-4.66	39.16	32.58	7.29	35.69	6.00	100	246	AVERAGE	<b>Blank</b>
Limit	Read	Ant	Cable	Preamp	Aux	APos	TPos	Remark																																											
Freq	Level	Line	Margin	Level	Factor	Loss	Factor	Factor																																											
MHz	dBuV/m	dBuV/m	dB	dBuV	dB/m	dB	dB	dB																																											
							cm	deg																																											
1	2483.78	49.34	54.00	-4.66	39.16	32.58	7.29	35.69	6.00	100	246	AVERAGE																																							



Mode	11																																																																																																																																																																											
	Harmonic																																																																																																																																																																											
	2400-2483.5_802.11g_CH06_2437MHz																																																																																																																																																																											
ANT	CDD 1S3T																																																																																																																																																																											
Pol.	Horizontal	Vertical																																																																																																																																																																										
Peak Avg																																																																																																																																																																												
	<table border="1"> <thead> <tr> <th>Limit</th> <th>Read</th> <th>Ant</th> <th>Cable</th> <th>Preamp</th> <th>Aux</th> <th>APos</th> <th>TPos</th> <th>Remark</th> </tr> <tr> <th>Freq</th> <th>Level</th> <th>Line</th> <th>Margin</th> <th>Level</th> <th>Factor</th> <th>Loss</th> <th>Factor</th> <th>Factor</th> </tr> <tr> <th>MHz</th> <th>dBuV/m</th> <th>dBuV/m</th> <th>dB</th> <th>dBuV</th> <th>dB/m</th> <th>dB</th> <th>dB</th> <th>dB</th> </tr> </thead> <tbody> <tr> <td>1</td> <td>4000.00</td> <td>44.90</td> <td>74.00</td> <td>-29.10</td> <td>65.16</td> <td>33.90</td> <td>9.52</td> <td>63.68</td> <td>0.00</td> <td>100</td> <td>360</td> <td>Peak</td> </tr> <tr> <td>2</td> <td>4874.00</td> <td>44.00</td> <td>74.00</td> <td>-30.00</td> <td>62.50</td> <td>34.60</td> <td>10.38</td> <td>63.48</td> <td>0.00</td> <td>---</td> <td>---</td> <td>PEAK</td> </tr> <tr> <td>3</td> <td>7311.00</td> <td>46.73</td> <td>74.00</td> <td>-27.27</td> <td>61.68</td> <td>35.90</td> <td>12.82</td> <td>63.67</td> <td>0.00</td> <td>---</td> <td>---</td> <td>PEAK</td> </tr> <tr> <td>4</td> <td>9745.00</td> <td>42.56</td> <td>74.00</td> <td>-31.44</td> <td>52.28</td> <td>37.56</td> <td>14.94</td> <td>62.22</td> <td>0.00</td> <td>100</td> <td>360</td> <td>Peak</td> </tr> </tbody> </table>	Limit	Read	Ant	Cable	Preamp	Aux	APos	TPos	Remark	Freq	Level	Line	Margin	Level	Factor	Loss	Factor	Factor	MHz	dBuV/m	dBuV/m	dB	dBuV	dB/m	dB	dB	dB	1	4000.00	44.90	74.00	-29.10	65.16	33.90	9.52	63.68	0.00	100	360	Peak	2	4874.00	44.00	74.00	-30.00	62.50	34.60	10.38	63.48	0.00	---	---	PEAK	3	7311.00	46.73	74.00	-27.27	61.68	35.90	12.82	63.67	0.00	---	---	PEAK	4	9745.00	42.56	74.00	-31.44	52.28	37.56	14.94	62.22	0.00	100	360	Peak	<table border="1"> <thead> <tr> <th>Limit</th> <th>Read</th> <th>Ant</th> <th>Cable</th> <th>Preamp</th> <th>Aux</th> <th>APos</th> <th>TPos</th> <th>Remark</th> </tr> <tr> <th>Freq</th> <th>Level</th> <th>Line</th> <th>Margin</th> <th>Level</th> <th>Factor</th> <th>Loss</th> <th>Factor</th> <th>Factor</th> </tr> <tr> <th>MHz</th> <th>dBuV/m</th> <th>dBuV/m</th> <th>dB</th> <th>dBuV</th> <th>dB/m</th> <th>dB</th> <th>dB</th> <th>dB</th> </tr> </thead> <tbody> <tr> <td>1</td> <td>4000.00</td> <td>47.00</td> <td>74.00</td> <td>-26.20</td> <td>68.06</td> <td>33.90</td> <td>9.52</td> <td>63.68</td> <td>0.00</td> <td>100</td> <td>360</td> <td>Peak</td> </tr> <tr> <td>2</td> <td>4874.00</td> <td>44.29</td> <td>74.00</td> <td>-29.71</td> <td>62.79</td> <td>34.60</td> <td>10.38</td> <td>63.48</td> <td>0.00</td> <td>---</td> <td>---</td> <td>PEAK</td> </tr> <tr> <td>3</td> <td>7311.00</td> <td>48.88</td> <td>74.00</td> <td>-25.12</td> <td>63.83</td> <td>35.90</td> <td>12.82</td> <td>63.67</td> <td>0.00</td> <td>---</td> <td>---</td> <td>PEAK</td> </tr> <tr> <td>4</td> <td>9745.00</td> <td>54.08</td> <td>74.00</td> <td>-19.92</td> <td>63.00</td> <td>37.56</td> <td>14.94</td> <td>62.22</td> <td>0.00</td> <td>100</td> <td>360</td> <td>Peak</td> </tr> <tr> <td>5</td> <td>9745.00</td> <td>52.96</td> <td>54.00</td> <td>-1.04</td> <td>62.68</td> <td>37.56</td> <td>14.94</td> <td>62.22</td> <td>0.00</td> <td>100</td> <td>360</td> <td>Average</td> </tr> </tbody> </table>	Limit	Read	Ant	Cable	Preamp	Aux	APos	TPos	Remark	Freq	Level	Line	Margin	Level	Factor	Loss	Factor	Factor	MHz	dBuV/m	dBuV/m	dB	dBuV	dB/m	dB	dB	dB	1	4000.00	47.00	74.00	-26.20	68.06	33.90	9.52	63.68	0.00	100	360	Peak	2	4874.00	44.29	74.00	-29.71	62.79	34.60	10.38	63.48	0.00	---	---	PEAK	3	7311.00	48.88	74.00	-25.12	63.83	35.90	12.82	63.67	0.00	---	---	PEAK	4	9745.00	54.08	74.00	-19.92	63.00	37.56	14.94	62.22	0.00	100	360	Peak	5	9745.00	52.96	54.00	-1.04	62.68	37.56	14.94	62.22	0.00	100	360
Limit	Read	Ant	Cable	Preamp	Aux	APos	TPos	Remark																																																																																																																																																																				
Freq	Level	Line	Margin	Level	Factor	Loss	Factor	Factor																																																																																																																																																																				
MHz	dBuV/m	dBuV/m	dB	dBuV	dB/m	dB	dB	dB																																																																																																																																																																				
1	4000.00	44.90	74.00	-29.10	65.16	33.90	9.52	63.68	0.00	100	360	Peak																																																																																																																																																																
2	4874.00	44.00	74.00	-30.00	62.50	34.60	10.38	63.48	0.00	---	---	PEAK																																																																																																																																																																
3	7311.00	46.73	74.00	-27.27	61.68	35.90	12.82	63.67	0.00	---	---	PEAK																																																																																																																																																																
4	9745.00	42.56	74.00	-31.44	52.28	37.56	14.94	62.22	0.00	100	360	Peak																																																																																																																																																																
Limit	Read	Ant	Cable	Preamp	Aux	APos	TPos	Remark																																																																																																																																																																				
Freq	Level	Line	Margin	Level	Factor	Loss	Factor	Factor																																																																																																																																																																				
MHz	dBuV/m	dBuV/m	dB	dBuV	dB/m	dB	dB	dB																																																																																																																																																																				
1	4000.00	47.00	74.00	-26.20	68.06	33.90	9.52	63.68	0.00	100	360	Peak																																																																																																																																																																
2	4874.00	44.29	74.00	-29.71	62.79	34.60	10.38	63.48	0.00	---	---	PEAK																																																																																																																																																																
3	7311.00	48.88	74.00	-25.12	63.83	35.90	12.82	63.67	0.00	---	---	PEAK																																																																																																																																																																
4	9745.00	54.08	74.00	-19.92	63.00	37.56	14.94	62.22	0.00	100	360	Peak																																																																																																																																																																
5	9745.00	52.96	54.00	-1.04	62.68	37.56	14.94	62.22	0.00	100	360	Average																																																																																																																																																																

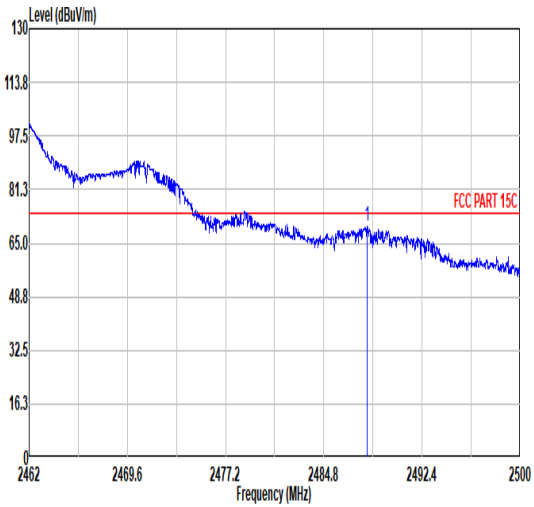
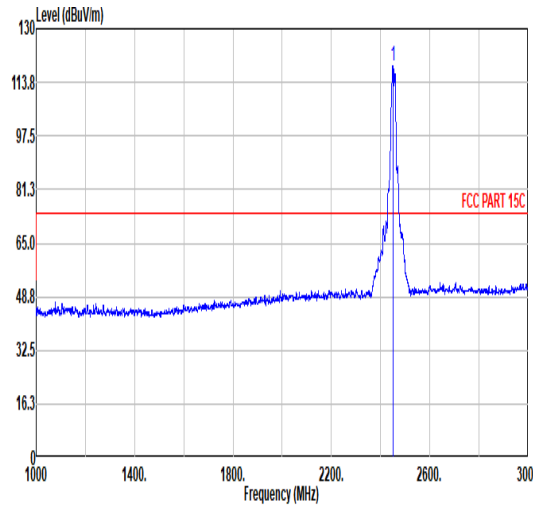
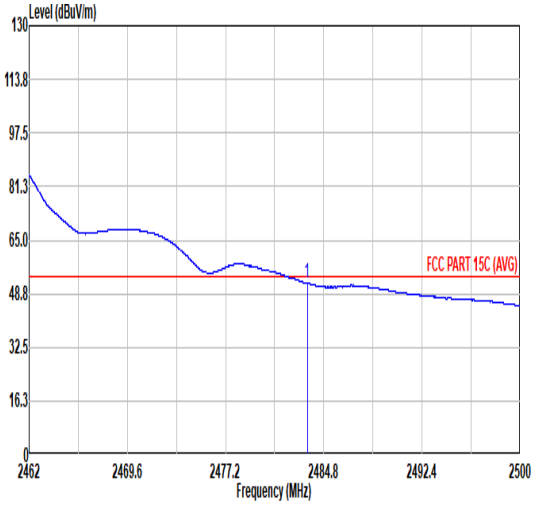
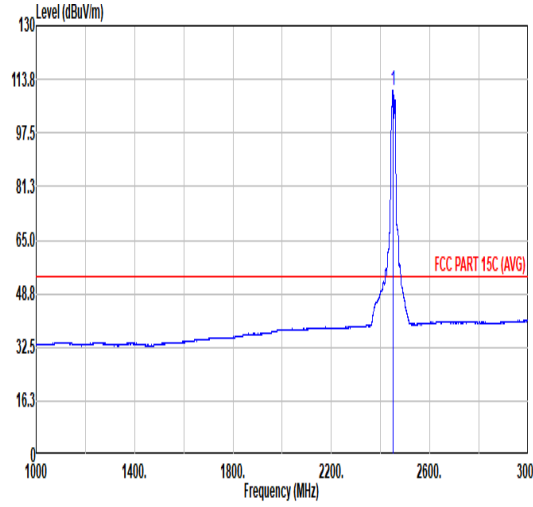


		12																																																																																		
Mode	Band Edge																																																																																			
	2400-2483.5_802.11g_CH8_2447MHz																																																																																			
ANT	CDD 1S3T																																																																																			
Pol.	Horizontal	Fundamental																																																																																		
Peak	 <p>Level (dBuV/m)</p> <p>Frequency (MHz)</p> <p>FCC PART 15C</p> <table border="1"> <thead> <tr> <th>Limit</th> <th>Read</th> <th>Ant</th> <th>Cable</th> <th>Preamp</th> <th>Aux</th> <th>APos</th> <th>TPos</th> <th>Remark</th> </tr> <tr> <th>Freq</th> <th>Level</th> <th>Line Margin</th> <th>Level Factor</th> <th>Loss Factor</th> <th>Factor</th> <th></th> <th></th> <th></th> </tr> <tr> <th>MHz</th> <th>dBuV/m</th> <th>dBuV/m</th> <th>dB</th> <th>dBuV</th> <th>dB/m</th> <th>dB</th> <th>dB</th> <th>cm</th> <th>deg</th> </tr> </thead> <tbody> <tr> <td>1</td> <td>2487.71</td> <td>71.23</td> <td>74.00</td> <td>-2.77</td> <td>61.04</td> <td>32.58</td> <td>7.30</td> <td>35.69</td> <td>6.00</td> <td>130</td> <td>181</td> <td>PEAK</td> </tr> </tbody> </table>	Limit	Read	Ant	Cable	Preamp	Aux	APos	TPos	Remark	Freq	Level	Line Margin	Level Factor	Loss Factor	Factor				MHz	dBuV/m	dBuV/m	dB	dBuV	dB/m	dB	dB	cm	deg	1	2487.71	71.23	74.00	-2.77	61.04	32.58	7.30	35.69	6.00	130	181	PEAK	 <p>Level (dBuV/m)</p> <p>Frequency (MHz)</p> <p>FCC PART 15C</p> <table border="1"> <thead> <tr> <th>Limit</th> <th>Read</th> <th>Ant</th> <th>Cable</th> <th>Preamp</th> <th>Aux</th> <th>APos</th> <th>TPos</th> <th>Remark</th> </tr> <tr> <th>Freq</th> <th>Level</th> <th>Line Margin</th> <th>Level Factor</th> <th>Loss Factor</th> <th>Factor</th> <th></th> <th></th> <th></th> </tr> <tr> <th>MHz</th> <th>dBuV/m</th> <th>dBuV/m</th> <th>dB</th> <th>dBuV</th> <th>dB/m</th> <th>dB</th> <th>dB</th> <th>cm</th> <th>deg</th> </tr> </thead> <tbody> <tr> <td>1</td> <td>2447.00</td> <td>120.03</td> <td>-----</td> <td>-----</td> <td>110.00</td> <td>32.52</td> <td>7.21</td> <td>35.70</td> <td>6.00</td> <td>130</td> <td>181</td> <td>PEAK</td> </tr> </tbody> </table>	Limit	Read	Ant	Cable	Preamp	Aux	APos	TPos	Remark	Freq	Level	Line Margin	Level Factor	Loss Factor	Factor				MHz	dBuV/m	dBuV/m	dB	dBuV	dB/m	dB	dB	cm	deg	1	2447.00	120.03	-----	-----	110.00	32.52	7.21	35.70	6.00	130	181	PEAK
	Limit	Read	Ant	Cable	Preamp	Aux	APos	TPos	Remark																																																																											
Freq	Level	Line Margin	Level Factor	Loss Factor	Factor																																																																															
MHz	dBuV/m	dBuV/m	dB	dBuV	dB/m	dB	dB	cm	deg																																																																											
1	2487.71	71.23	74.00	-2.77	61.04	32.58	7.30	35.69	6.00	130	181	PEAK																																																																								
Limit	Read	Ant	Cable	Preamp	Aux	APos	TPos	Remark																																																																												
Freq	Level	Line Margin	Level Factor	Loss Factor	Factor																																																																															
MHz	dBuV/m	dBuV/m	dB	dBuV	dB/m	dB	dB	cm	deg																																																																											
1	2447.00	120.03	-----	-----	110.00	32.52	7.21	35.70	6.00	130	181	PEAK																																																																								
Avg	 <p>Level (dBuV/m)</p> <p>Frequency (MHz)</p> <p>FCC PART 15C (AVG)</p> <table border="1"> <thead> <tr> <th>Limit</th> <th>Read</th> <th>Ant</th> <th>Cable</th> <th>Preamp</th> <th>Aux</th> <th>APos</th> <th>TPos</th> <th>Remark</th> </tr> <tr> <th>Freq</th> <th>Level</th> <th>Line Margin</th> <th>Level Factor</th> <th>Loss Factor</th> <th>Factor</th> <th></th> <th></th> <th></th> </tr> <tr> <th>MHz</th> <th>dBuV/m</th> <th>dBuV/m</th> <th>dB</th> <th>dBuV</th> <th>dB/m</th> <th>dB</th> <th>dB</th> <th>cm</th> <th>deg</th> </tr> </thead> <tbody> <tr> <td>1</td> <td>2485.70</td> <td>52.20</td> <td>54.00</td> <td>-1.80</td> <td>42.02</td> <td>32.58</td> <td>7.29</td> <td>35.69</td> <td>6.00</td> <td>130</td> <td>181</td> <td>AVERAGE</td> </tr> </tbody> </table>	Limit	Read	Ant	Cable	Preamp	Aux	APos	TPos	Remark	Freq	Level	Line Margin	Level Factor	Loss Factor	Factor				MHz	dBuV/m	dBuV/m	dB	dBuV	dB/m	dB	dB	cm	deg	1	2485.70	52.20	54.00	-1.80	42.02	32.58	7.29	35.69	6.00	130	181	AVERAGE	 <p>Level (dBuV/m)</p> <p>Frequency (MHz)</p> <p>FCC PART 15C (AVG)</p> <table border="1"> <thead> <tr> <th>Limit</th> <th>Read</th> <th>Ant</th> <th>Cable</th> <th>Preamp</th> <th>Aux</th> <th>APos</th> <th>TPos</th> <th>Remark</th> </tr> <tr> <th>Freq</th> <th>Level</th> <th>Line Margin</th> <th>Level Factor</th> <th>Loss Factor</th> <th>Factor</th> <th></th> <th></th> <th></th> </tr> <tr> <th>MHz</th> <th>dBuV/m</th> <th>dBuV/m</th> <th>dB</th> <th>dBuV</th> <th>dB/m</th> <th>dB</th> <th>dB</th> <th>cm</th> <th>deg</th> </tr> </thead> <tbody> <tr> <td>1</td> <td>2447.00</td> <td>110.89</td> <td>-----</td> <td>-----</td> <td>100.85</td> <td>32.52</td> <td>7.22</td> <td>35.70</td> <td>6.00</td> <td>130</td> <td>181</td> <td>AVERAGE</td> </tr> </tbody> </table>	Limit	Read	Ant	Cable	Preamp	Aux	APos	TPos	Remark	Freq	Level	Line Margin	Level Factor	Loss Factor	Factor				MHz	dBuV/m	dBuV/m	dB	dBuV	dB/m	dB	dB	cm	deg	1	2447.00	110.89	-----	-----	100.85	32.52	7.22	35.70	6.00	130	181	AVERAGE
	Limit	Read	Ant	Cable	Preamp	Aux	APos	TPos	Remark																																																																											
Freq	Level	Line Margin	Level Factor	Loss Factor	Factor																																																																															
MHz	dBuV/m	dBuV/m	dB	dBuV	dB/m	dB	dB	cm	deg																																																																											
1	2485.70	52.20	54.00	-1.80	42.02	32.58	7.29	35.69	6.00	130	181	AVERAGE																																																																								
Limit	Read	Ant	Cable	Preamp	Aux	APos	TPos	Remark																																																																												
Freq	Level	Line Margin	Level Factor	Loss Factor	Factor																																																																															
MHz	dBuV/m	dBuV/m	dB	dBuV	dB/m	dB	dB	cm	deg																																																																											
1	2447.00	110.89	-----	-----	100.85	32.52	7.22	35.70	6.00	130	181	AVERAGE																																																																								



Mode	12																																																																													
	Band Edge																																																																													
	2400-2483.5_802.11g_CH8_2447MHz																																																																													
ANT	CDD 1S3T																																																																													
Pol.	Vertical	Fundamental																																																																												
Peak	<table border="1"> <thead> <tr> <th>Limit</th> <th>Read</th> <th>Ant</th> <th>Cable</th> <th>Preamp</th> <th>Aux</th> <th>APos</th> <th>TPos</th> <th>Remark</th> </tr> <tr> <th>Freq</th> <th>Level</th> <th>Line Margin</th> <th>Level Factor</th> <th>Loss Factor</th> <th>Factor</th> <th>Factor</th> <th></th> <th></th> </tr> <tr> <th>MHz</th> <th>dBuV/m</th> <th>dBuV/m</th> <th>dB</th> <th>dBuV</th> <th>dB/m</th> <th>dB</th> <th>dB</th> <th>cm</th> <th>deg</th> </tr> </thead> <tbody> <tr> <td>1 2483.76</td> <td>65.90</td> <td>74.00</td> <td>-8.10</td> <td>55.72</td> <td>32.58</td> <td>7.29</td> <td>35.69</td> <td>6.00</td> <td>388 228 PEAK</td> </tr> </tbody> </table>	Limit	Read	Ant	Cable	Preamp	Aux	APos	TPos	Remark	Freq	Level	Line Margin	Level Factor	Loss Factor	Factor	Factor			MHz	dBuV/m	dBuV/m	dB	dBuV	dB/m	dB	dB	cm	deg	1 2483.76	65.90	74.00	-8.10	55.72	32.58	7.29	35.69	6.00	388 228 PEAK	<table border="1"> <thead> <tr> <th>Limit</th> <th>Read</th> <th>Ant</th> <th>Cable</th> <th>Preamp</th> <th>Aux</th> <th>APos</th> <th>TPos</th> <th>Remark</th> </tr> <tr> <th>Freq</th> <th>Level</th> <th>Line Margin</th> <th>Level Factor</th> <th>Loss Factor</th> <th>Factor</th> <th>Factor</th> <th></th> <th></th> </tr> <tr> <th>MHz</th> <th>dBuV/m</th> <th>dBuV/m</th> <th>dB</th> <th>dBuV</th> <th>dB/m</th> <th>dB</th> <th>dB</th> <th>cm</th> <th>deg</th> </tr> </thead> <tbody> <tr> <td>1 2447.00</td> <td>118.26</td> <td>-----</td> <td>-----</td> <td>108.23</td> <td>32.52</td> <td>7.21</td> <td>35.70</td> <td>6.00</td> <td>388 228 PEAK</td> </tr> </tbody> </table>	Limit	Read	Ant	Cable	Preamp	Aux	APos	TPos	Remark	Freq	Level	Line Margin	Level Factor	Loss Factor	Factor	Factor			MHz	dBuV/m	dBuV/m	dB	dBuV	dB/m	dB	dB	cm	deg	1 2447.00	118.26	-----	-----	108.23	32.52	7.21	35.70	6.00	388 228 PEAK
	Limit	Read	Ant	Cable	Preamp	Aux	APos	TPos	Remark																																																																					
Freq	Level	Line Margin	Level Factor	Loss Factor	Factor	Factor																																																																								
MHz	dBuV/m	dBuV/m	dB	dBuV	dB/m	dB	dB	cm	deg																																																																					
1 2483.76	65.90	74.00	-8.10	55.72	32.58	7.29	35.69	6.00	388 228 PEAK																																																																					
Limit	Read	Ant	Cable	Preamp	Aux	APos	TPos	Remark																																																																						
Freq	Level	Line Margin	Level Factor	Loss Factor	Factor	Factor																																																																								
MHz	dBuV/m	dBuV/m	dB	dBuV	dB/m	dB	dB	cm	deg																																																																					
1 2447.00	118.26	-----	-----	108.23	32.52	7.21	35.70	6.00	388 228 PEAK																																																																					
Avg	<table border="1"> <thead> <tr> <th>Limit</th> <th>Read</th> <th>Ant</th> <th>Cable</th> <th>Preamp</th> <th>Aux</th> <th>APos</th> <th>TPos</th> <th>Remark</th> </tr> <tr> <th>Freq</th> <th>Level</th> <th>Line Margin</th> <th>Level Factor</th> <th>Loss Factor</th> <th>Factor</th> <th>Factor</th> <th></th> <th></th> </tr> <tr> <th>MHz</th> <th>dBuV/m</th> <th>dBuV/m</th> <th>dB</th> <th>dBuV</th> <th>dB/m</th> <th>dB</th> <th>dB</th> <th>cm</th> <th>deg</th> </tr> </thead> <tbody> <tr> <td>1 2483.56</td> <td>47.30</td> <td>54.00</td> <td>-6.70</td> <td>37.12</td> <td>32.58</td> <td>7.29</td> <td>35.69</td> <td>6.00</td> <td>388 228 AVERAGE</td> </tr> </tbody> </table>	Limit	Read	Ant	Cable	Preamp	Aux	APos	TPos	Remark	Freq	Level	Line Margin	Level Factor	Loss Factor	Factor	Factor			MHz	dBuV/m	dBuV/m	dB	dBuV	dB/m	dB	dB	cm	deg	1 2483.56	47.30	54.00	-6.70	37.12	32.58	7.29	35.69	6.00	388 228 AVERAGE	<table border="1"> <thead> <tr> <th>Limit</th> <th>Read</th> <th>Ant</th> <th>Cable</th> <th>Preamp</th> <th>Aux</th> <th>APos</th> <th>TPos</th> <th>Remark</th> </tr> <tr> <th>Freq</th> <th>Level</th> <th>Line Margin</th> <th>Level Factor</th> <th>Loss Factor</th> <th>Factor</th> <th>Factor</th> <th></th> <th></th> </tr> <tr> <th>MHz</th> <th>dBuV/m</th> <th>dBuV/m</th> <th>dB</th> <th>dBuV</th> <th>dB/m</th> <th>dB</th> <th>dB</th> <th>cm</th> <th>deg</th> </tr> </thead> <tbody> <tr> <td>1 2447.00</td> <td>108.92</td> <td>-----</td> <td>-----</td> <td>98.86</td> <td>32.53</td> <td>7.23</td> <td>35.70</td> <td>6.00</td> <td>388 228 AVERAGE</td> </tr> </tbody> </table>	Limit	Read	Ant	Cable	Preamp	Aux	APos	TPos	Remark	Freq	Level	Line Margin	Level Factor	Loss Factor	Factor	Factor			MHz	dBuV/m	dBuV/m	dB	dBuV	dB/m	dB	dB	cm	deg	1 2447.00	108.92	-----	-----	98.86	32.53	7.23	35.70	6.00	388 228 AVERAGE
Limit	Read	Ant	Cable	Preamp	Aux	APos	TPos	Remark																																																																						
Freq	Level	Line Margin	Level Factor	Loss Factor	Factor	Factor																																																																								
MHz	dBuV/m	dBuV/m	dB	dBuV	dB/m	dB	dB	cm	deg																																																																					
1 2483.56	47.30	54.00	-6.70	37.12	32.58	7.29	35.69	6.00	388 228 AVERAGE																																																																					
Limit	Read	Ant	Cable	Preamp	Aux	APos	TPos	Remark																																																																						
Freq	Level	Line Margin	Level Factor	Loss Factor	Factor	Factor																																																																								
MHz	dBuV/m	dBuV/m	dB	dBuV	dB/m	dB	dB	cm	deg																																																																					
1 2447.00	108.92	-----	-----	98.86	32.53	7.23	35.70	6.00	388 228 AVERAGE																																																																					



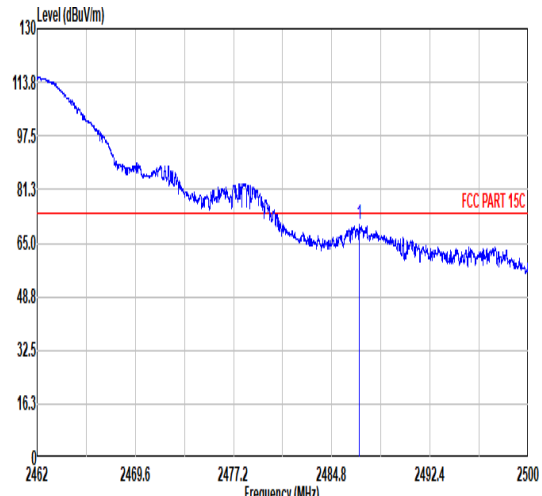
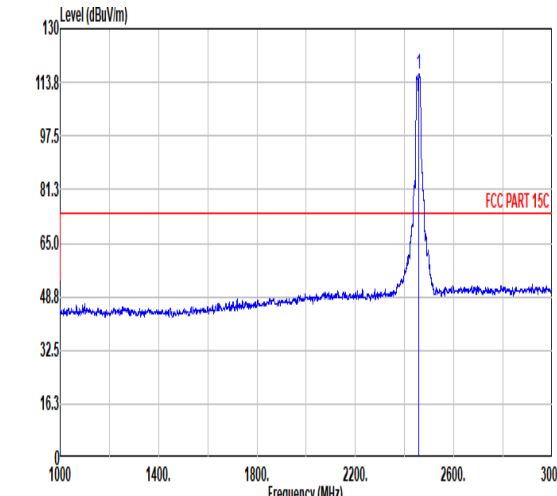
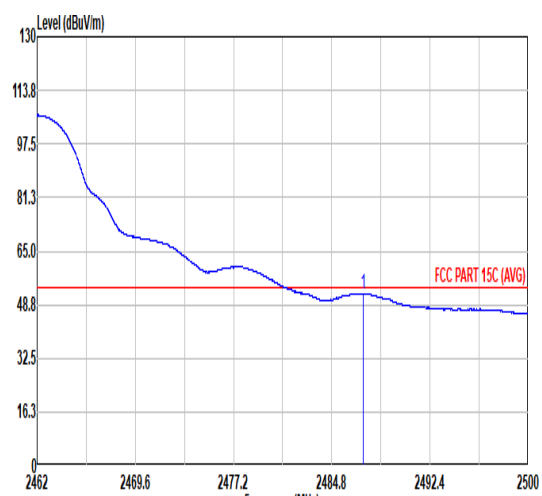
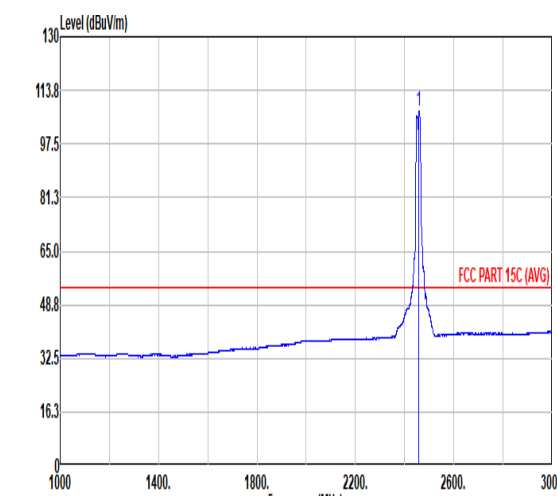
		13																																																																																		
Mode	Band Edge																																																																																			
	2400-2483.5_802.11g_CH9_2452MHz																																																																																			
ANT	CDD 1S3T																																																																																			
Pol.	Horizontal	Fundamental																																																																																		
Peak	 <table border="1" data-bbox="263 1108 798 1243"> <thead> <tr> <th>Limit</th> <th>Read</th> <th>Ant</th> <th>Cable</th> <th>Preamp</th> <th>Aux</th> <th>APos</th> <th>TPos</th> <th>Remark</th> </tr> <tr> <th>Freq</th> <th>Level</th> <th>Line Margin</th> <th>Level Factor</th> <th>Loss Factor</th> <th>Factor</th> <th></th> <th></th> <th></th> </tr> <tr> <th>MHz</th> <th>dBuV/m</th> <th>dBuV/m</th> <th>dB</th> <th>dBuV</th> <th>dB/m</th> <th>dB</th> <th>dB</th> <th>cm</th> <th>deg</th> </tr> </thead> <tbody> <tr> <td>1</td> <td>2488.16</td> <td>69.98</td> <td>74.00</td> <td>-4.02</td> <td>59.79</td> <td>32.58</td> <td>7.30</td> <td>35.69</td> <td>6.00</td> <td>131</td> <td>183</td> <td>PEAK</td> </tr> </tbody> </table>	Limit	Read	Ant	Cable	Preamp	Aux	APos	TPos	Remark	Freq	Level	Line Margin	Level Factor	Loss Factor	Factor				MHz	dBuV/m	dBuV/m	dB	dBuV	dB/m	dB	dB	cm	deg	1	2488.16	69.98	74.00	-4.02	59.79	32.58	7.30	35.69	6.00	131	183	PEAK	 <table border="1" data-bbox="901 1108 1436 1243"> <thead> <tr> <th>Limit</th> <th>Read</th> <th>Ant</th> <th>Cable</th> <th>Preamp</th> <th>Aux</th> <th>APos</th> <th>TPos</th> <th>Remark</th> </tr> <tr> <th>Freq</th> <th>Level</th> <th>Line Margin</th> <th>Level Factor</th> <th>Loss Factor</th> <th>Factor</th> <th></th> <th></th> <th></th> </tr> <tr> <th>MHz</th> <th>dBuV/m</th> <th>dBuV/m</th> <th>dB</th> <th>dBuV</th> <th>dB/m</th> <th>dB</th> <th>dB</th> <th>cm</th> <th>deg</th> </tr> </thead> <tbody> <tr> <td>1</td> <td>2452.00</td> <td>118.82</td> <td>-----</td> <td>-----</td> <td>108.77</td> <td>32.53</td> <td>7.22</td> <td>35.70</td> <td>6.00</td> <td>131</td> <td>183</td> <td>PEAK</td> </tr> </tbody> </table>	Limit	Read	Ant	Cable	Preamp	Aux	APos	TPos	Remark	Freq	Level	Line Margin	Level Factor	Loss Factor	Factor				MHz	dBuV/m	dBuV/m	dB	dBuV	dB/m	dB	dB	cm	deg	1	2452.00	118.82	-----	-----	108.77	32.53	7.22	35.70	6.00	131	183	PEAK
	Limit	Read	Ant	Cable	Preamp	Aux	APos	TPos	Remark																																																																											
Freq	Level	Line Margin	Level Factor	Loss Factor	Factor																																																																															
MHz	dBuV/m	dBuV/m	dB	dBuV	dB/m	dB	dB	cm	deg																																																																											
1	2488.16	69.98	74.00	-4.02	59.79	32.58	7.30	35.69	6.00	131	183	PEAK																																																																								
Limit	Read	Ant	Cable	Preamp	Aux	APos	TPos	Remark																																																																												
Freq	Level	Line Margin	Level Factor	Loss Factor	Factor																																																																															
MHz	dBuV/m	dBuV/m	dB	dBuV	dB/m	dB	dB	cm	deg																																																																											
1	2452.00	118.82	-----	-----	108.77	32.53	7.22	35.70	6.00	131	183	PEAK																																																																								
Avg	 <table border="1" data-bbox="263 1792 798 1926"> <thead> <tr> <th>Limit</th> <th>Read</th> <th>Ant</th> <th>Cable</th> <th>Preamp</th> <th>Aux</th> <th>APos</th> <th>TPos</th> <th>Remark</th> </tr> <tr> <th>Freq</th> <th>Level</th> <th>Line Margin</th> <th>Level Factor</th> <th>Loss Factor</th> <th>Factor</th> <th></th> <th></th> <th></th> </tr> <tr> <th>MHz</th> <th>dBuV/m</th> <th>dBuV/m</th> <th>dB</th> <th>dBuV</th> <th>dB/m</th> <th>dB</th> <th>dB</th> <th>cm</th> <th>deg</th> </tr> </thead> <tbody> <tr> <td>1</td> <td>2483.52</td> <td>51.97</td> <td>54.00</td> <td>-2.03</td> <td>41.79</td> <td>32.58</td> <td>7.29</td> <td>35.69</td> <td>6.00</td> <td>131</td> <td>183</td> <td>AVERAGE</td> </tr> </tbody> </table>	Limit	Read	Ant	Cable	Preamp	Aux	APos	TPos	Remark	Freq	Level	Line Margin	Level Factor	Loss Factor	Factor				MHz	dBuV/m	dBuV/m	dB	dBuV	dB/m	dB	dB	cm	deg	1	2483.52	51.97	54.00	-2.03	41.79	32.58	7.29	35.69	6.00	131	183	AVERAGE	 <table border="1" data-bbox="901 1792 1436 1926"> <thead> <tr> <th>Limit</th> <th>Read</th> <th>Ant</th> <th>Cable</th> <th>Preamp</th> <th>Aux</th> <th>APos</th> <th>TPos</th> <th>Remark</th> </tr> <tr> <th>Freq</th> <th>Level</th> <th>Line Margin</th> <th>Level Factor</th> <th>Loss Factor</th> <th>Factor</th> <th></th> <th></th> <th></th> </tr> <tr> <th>MHz</th> <th>dBuV/m</th> <th>dBuV/m</th> <th>dB</th> <th>dBuV</th> <th>dB/m</th> <th>dB</th> <th>dB</th> <th>cm</th> <th>deg</th> </tr> </thead> <tbody> <tr> <td>1</td> <td>2452.00</td> <td>110.31</td> <td>-----</td> <td>-----</td> <td>100.25</td> <td>32.53</td> <td>7.23</td> <td>35.70</td> <td>6.00</td> <td>131</td> <td>183</td> <td>AVERAGE</td> </tr> </tbody> </table>	Limit	Read	Ant	Cable	Preamp	Aux	APos	TPos	Remark	Freq	Level	Line Margin	Level Factor	Loss Factor	Factor				MHz	dBuV/m	dBuV/m	dB	dBuV	dB/m	dB	dB	cm	deg	1	2452.00	110.31	-----	-----	100.25	32.53	7.23	35.70	6.00	131	183	AVERAGE
	Limit	Read	Ant	Cable	Preamp	Aux	APos	TPos	Remark																																																																											
Freq	Level	Line Margin	Level Factor	Loss Factor	Factor																																																																															
MHz	dBuV/m	dBuV/m	dB	dBuV	dB/m	dB	dB	cm	deg																																																																											
1	2483.52	51.97	54.00	-2.03	41.79	32.58	7.29	35.69	6.00	131	183	AVERAGE																																																																								
Limit	Read	Ant	Cable	Preamp	Aux	APos	TPos	Remark																																																																												
Freq	Level	Line Margin	Level Factor	Loss Factor	Factor																																																																															
MHz	dBuV/m	dBuV/m	dB	dBuV	dB/m	dB	dB	cm	deg																																																																											
1	2452.00	110.31	-----	-----	100.25	32.53	7.23	35.70	6.00	131	183	AVERAGE																																																																								





		13																																																																																		
Mode	Band Edge																																																																																			
	2400-2483.5_802.11g_CH9_2452MHz																																																																																			
ANT	CDD 1S3T																																																																																			
Pol.	Vertical	Fundamental																																																																																		
Peak	<table border="1"> <thead> <tr> <th>Limit</th> <th>Read</th> <th>Ant</th> <th>Cable</th> <th>Preamp</th> <th>Aux</th> <th>APos</th> <th>TPos</th> <th>Remark</th> </tr> <tr> <th>Freq</th> <th>Level</th> <th>Line Margin</th> <th>Level Factor</th> <th>Loss Factor</th> <th>Factor</th> <th></th> <th></th> <th></th> </tr> <tr> <th>MHz</th> <th>dBuV/m</th> <th>dBuV/m</th> <th>dB</th> <th>dBuV</th> <th>dB/m</th> <th>dB</th> <th>dB</th> <th>cm</th> <th>deg</th> </tr> </thead> <tbody> <tr> <td>1</td> <td>2484.40</td> <td>71.59</td> <td>74.00</td> <td>-2.41</td> <td>61.41</td> <td>32.58</td> <td>7.29</td> <td>35.69</td> <td>6.00</td> <td>100</td> <td>265</td> <td>PEAK</td> </tr> </tbody> </table>	Limit	Read	Ant	Cable	Preamp	Aux	APos	TPos	Remark	Freq	Level	Line Margin	Level Factor	Loss Factor	Factor				MHz	dBuV/m	dBuV/m	dB	dBuV	dB/m	dB	dB	cm	deg	1	2484.40	71.59	74.00	-2.41	61.41	32.58	7.29	35.69	6.00	100	265	PEAK	<table border="1"> <thead> <tr> <th>Limit</th> <th>Read</th> <th>Ant</th> <th>Cable</th> <th>Preamp</th> <th>Aux</th> <th>APos</th> <th>TPos</th> <th>Remark</th> </tr> <tr> <th>Freq</th> <th>Level</th> <th>Line Margin</th> <th>Level Factor</th> <th>Loss Factor</th> <th>Factor</th> <th></th> <th></th> <th></th> </tr> <tr> <th>MHz</th> <th>dBuV/m</th> <th>dBuV/m</th> <th>dB</th> <th>dBuV</th> <th>dB/m</th> <th>dB</th> <th>dB</th> <th>cm</th> <th>deg</th> </tr> </thead> <tbody> <tr> <td>1</td> <td>2452.00</td> <td>116.86</td> <td>-----</td> <td>-----</td> <td>106.80</td> <td>32.53</td> <td>7.23</td> <td>35.70</td> <td>6.00</td> <td>100</td> <td>265</td> <td>PEAK</td> </tr> </tbody> </table>	Limit	Read	Ant	Cable	Preamp	Aux	APos	TPos	Remark	Freq	Level	Line Margin	Level Factor	Loss Factor	Factor				MHz	dBuV/m	dBuV/m	dB	dBuV	dB/m	dB	dB	cm	deg	1	2452.00	116.86	-----	-----	106.80	32.53	7.23	35.70	6.00	100	265	PEAK
	Limit	Read	Ant	Cable	Preamp	Aux	APos	TPos	Remark																																																																											
Freq	Level	Line Margin	Level Factor	Loss Factor	Factor																																																																															
MHz	dBuV/m	dBuV/m	dB	dBuV	dB/m	dB	dB	cm	deg																																																																											
1	2484.40	71.59	74.00	-2.41	61.41	32.58	7.29	35.69	6.00	100	265	PEAK																																																																								
Limit	Read	Ant	Cable	Preamp	Aux	APos	TPos	Remark																																																																												
Freq	Level	Line Margin	Level Factor	Loss Factor	Factor																																																																															
MHz	dBuV/m	dBuV/m	dB	dBuV	dB/m	dB	dB	cm	deg																																																																											
1	2452.00	116.86	-----	-----	106.80	32.53	7.23	35.70	6.00	100	265	PEAK																																																																								
Avg	<table border="1"> <thead> <tr> <th>Limit</th> <th>Read</th> <th>Ant</th> <th>Cable</th> <th>Preamp</th> <th>Aux</th> <th>APos</th> <th>TPos</th> <th>Remark</th> </tr> <tr> <th>Freq</th> <th>Level</th> <th>Line Margin</th> <th>Level Factor</th> <th>Loss Factor</th> <th>Factor</th> <th></th> <th></th> <th></th> </tr> <tr> <th>MHz</th> <th>dBuV/m</th> <th>dBuV/m</th> <th>dB</th> <th>dBuV</th> <th>dB/m</th> <th>dB</th> <th>dB</th> <th>cm</th> <th>deg</th> </tr> </thead> <tbody> <tr> <td>1</td> <td>2483.79</td> <td>53.17</td> <td>54.00</td> <td>-0.83</td> <td>42.99</td> <td>32.58</td> <td>7.29</td> <td>35.69</td> <td>6.00</td> <td>100</td> <td>265</td> <td>AVERAGE</td> </tr> </tbody> </table>	Limit	Read	Ant	Cable	Preamp	Aux	APos	TPos	Remark	Freq	Level	Line Margin	Level Factor	Loss Factor	Factor				MHz	dBuV/m	dBuV/m	dB	dBuV	dB/m	dB	dB	cm	deg	1	2483.79	53.17	54.00	-0.83	42.99	32.58	7.29	35.69	6.00	100	265	AVERAGE	<table border="1"> <thead> <tr> <th>Limit</th> <th>Read</th> <th>Ant</th> <th>Cable</th> <th>Preamp</th> <th>Aux</th> <th>APos</th> <th>TPos</th> <th>Remark</th> </tr> <tr> <th>Freq</th> <th>Level</th> <th>Line Margin</th> <th>Level Factor</th> <th>Loss Factor</th> <th>Factor</th> <th></th> <th></th> <th></th> </tr> <tr> <th>MHz</th> <th>dBuV/m</th> <th>dBuV/m</th> <th>dB</th> <th>dBuV</th> <th>dB/m</th> <th>dB</th> <th>dB</th> <th>cm</th> <th>deg</th> </tr> </thead> <tbody> <tr> <td>1</td> <td>2452.00</td> <td>107.44</td> <td>-----</td> <td>-----</td> <td>97.38</td> <td>32.53</td> <td>7.23</td> <td>35.70</td> <td>6.00</td> <td>100</td> <td>265</td> <td>AVERAGE</td> </tr> </tbody> </table>	Limit	Read	Ant	Cable	Preamp	Aux	APos	TPos	Remark	Freq	Level	Line Margin	Level Factor	Loss Factor	Factor				MHz	dBuV/m	dBuV/m	dB	dBuV	dB/m	dB	dB	cm	deg	1	2452.00	107.44	-----	-----	97.38	32.53	7.23	35.70	6.00	100	265	AVERAGE
	Limit	Read	Ant	Cable	Preamp	Aux	APos	TPos	Remark																																																																											
Freq	Level	Line Margin	Level Factor	Loss Factor	Factor																																																																															
MHz	dBuV/m	dBuV/m	dB	dBuV	dB/m	dB	dB	cm	deg																																																																											
1	2483.79	53.17	54.00	-0.83	42.99	32.58	7.29	35.69	6.00	100	265	AVERAGE																																																																								
Limit	Read	Ant	Cable	Preamp	Aux	APos	TPos	Remark																																																																												
Freq	Level	Line Margin	Level Factor	Loss Factor	Factor																																																																															
MHz	dBuV/m	dBuV/m	dB	dBuV	dB/m	dB	dB	cm	deg																																																																											
1	2452.00	107.44	-----	-----	97.38	32.53	7.23	35.70	6.00	100	265	AVERAGE																																																																								



		14																																																																																		
Mode	Band Edge																																																																																			
	2400-2483.5_802.11g_CH10_2457MHz																																																																																			
ANT	CDD 1S3T																																																																																			
Pol.	Horizontal	Fundamental																																																																																		
Peak	 <p>Level (dBuV/m) vs Frequency (MHz) plot for Horizontal polarization. The y-axis ranges from 0 to 130 dBuV/m, and the x-axis ranges from 2462 to 2500 MHz. A red horizontal line indicates the FCC PART 15C limit at approximately 74 dBuV/m. A blue line shows the measured spectrum with a peak at 2487.25 MHz.</p> <table border="1"> <thead> <tr> <th>Limit</th> <th>Read</th> <th>Ant</th> <th>Cable</th> <th>Preamp</th> <th>Aux</th> <th>APos</th> <th>TPos</th> <th>Remark</th> </tr> <tr> <th>Freq</th> <th>Level</th> <th>Line Margin</th> <th>Level Factor</th> <th>Loss Factor</th> <th>Factor</th> <th></th> <th></th> <th></th> </tr> <tr> <th>MHz</th> <th>dBuV/m</th> <th>dBuV/m</th> <th>dB</th> <th>dBuV</th> <th>dB/m</th> <th>dB</th> <th>dB</th> <th>cm</th> <th>deg</th> </tr> </thead> <tbody> <tr> <td>1</td> <td>2486.91</td> <td>70.49</td> <td>74.00</td> <td>-3.51</td> <td>60.30</td> <td>32.58</td> <td>7.30</td> <td>35.69</td> <td>6.00</td> <td>234</td> <td>187</td> <td>PEAK</td> </tr> </tbody> </table>	Limit	Read	Ant	Cable	Preamp	Aux	APos	TPos	Remark	Freq	Level	Line Margin	Level Factor	Loss Factor	Factor				MHz	dBuV/m	dBuV/m	dB	dBuV	dB/m	dB	dB	cm	deg	1	2486.91	70.49	74.00	-3.51	60.30	32.58	7.30	35.69	6.00	234	187	PEAK	 <p>Level (dBuV/m) vs Frequency (MHz) plot for Fundamental polarization. The y-axis ranges from 0 to 130 dBuV/m, and the x-axis ranges from 1000 to 3000 MHz. A red horizontal line indicates the FCC PART 15C limit at approximately 74 dBuV/m. A blue line shows the measured spectrum with a sharp peak at 2457.00 MHz.</p> <table border="1"> <thead> <tr> <th>Limit</th> <th>Read</th> <th>Ant</th> <th>Cable</th> <th>Preamp</th> <th>Aux</th> <th>APos</th> <th>TPos</th> <th>Remark</th> </tr> <tr> <th>Freq</th> <th>Level</th> <th>Line Margin</th> <th>Level Factor</th> <th>Loss Factor</th> <th>Factor</th> <th></th> <th></th> <th></th> </tr> <tr> <th>MHz</th> <th>dBuV/m</th> <th>dBuV/m</th> <th>dB</th> <th>dBuV</th> <th>dB/m</th> <th>dB</th> <th>dB</th> <th>cm</th> <th>deg</th> </tr> </thead> <tbody> <tr> <td>1</td> <td>2457.00</td> <td>116.48</td> <td>-----</td> <td>-----</td> <td>106.40</td> <td>32.54</td> <td>7.24</td> <td>35.70</td> <td>6.00</td> <td>234</td> <td>187</td> <td>PEAK</td> </tr> </tbody> </table>	Limit	Read	Ant	Cable	Preamp	Aux	APos	TPos	Remark	Freq	Level	Line Margin	Level Factor	Loss Factor	Factor				MHz	dBuV/m	dBuV/m	dB	dBuV	dB/m	dB	dB	cm	deg	1	2457.00	116.48	-----	-----	106.40	32.54	7.24	35.70	6.00	234	187	PEAK
	Limit	Read	Ant	Cable	Preamp	Aux	APos	TPos	Remark																																																																											
Freq	Level	Line Margin	Level Factor	Loss Factor	Factor																																																																															
MHz	dBuV/m	dBuV/m	dB	dBuV	dB/m	dB	dB	cm	deg																																																																											
1	2486.91	70.49	74.00	-3.51	60.30	32.58	7.30	35.69	6.00	234	187	PEAK																																																																								
Limit	Read	Ant	Cable	Preamp	Aux	APos	TPos	Remark																																																																												
Freq	Level	Line Margin	Level Factor	Loss Factor	Factor																																																																															
MHz	dBuV/m	dBuV/m	dB	dBuV	dB/m	dB	dB	cm	deg																																																																											
1	2457.00	116.48	-----	-----	106.40	32.54	7.24	35.70	6.00	234	187	PEAK																																																																								
Avg	 <p>Level (dBuV/m) vs Frequency (MHz) plot for Horizontal polarization (Average). The y-axis ranges from 0 to 130 dBuV/m, and the x-axis ranges from 2462 to 2500 MHz. A red horizontal line indicates the FCC PART 15C (AVG) limit at approximately 54 dBuV/m. A blue line shows the averaged measured spectrum with a peak at 2487.25 MHz.</p> <table border="1"> <thead> <tr> <th>Limit</th> <th>Read</th> <th>Ant</th> <th>Cable</th> <th>Preamp</th> <th>Aux</th> <th>APos</th> <th>TPos</th> <th>Remark</th> </tr> <tr> <th>Freq</th> <th>Level</th> <th>Line Margin</th> <th>Level Factor</th> <th>Loss Factor</th> <th>Factor</th> <th></th> <th></th> <th></th> </tr> <tr> <th>MHz</th> <th>dBuV/m</th> <th>dBuV/m</th> <th>dB</th> <th>dBuV</th> <th>dB/m</th> <th>dB</th> <th>dB</th> <th>cm</th> <th>deg</th> </tr> </thead> <tbody> <tr> <td>1</td> <td>2487.25</td> <td>52.16</td> <td>54.00</td> <td>-1.84</td> <td>41.97</td> <td>32.58</td> <td>7.30</td> <td>35.69</td> <td>6.00</td> <td>234</td> <td>187</td> <td>AVERAGE</td> </tr> </tbody> </table>	Limit	Read	Ant	Cable	Preamp	Aux	APos	TPos	Remark	Freq	Level	Line Margin	Level Factor	Loss Factor	Factor				MHz	dBuV/m	dBuV/m	dB	dBuV	dB/m	dB	dB	cm	deg	1	2487.25	52.16	54.00	-1.84	41.97	32.58	7.30	35.69	6.00	234	187	AVERAGE	 <p>Level (dBuV/m) vs Frequency (MHz) plot for Fundamental polarization (Average). The y-axis ranges from 0 to 130 dBuV/m, and the x-axis ranges from 1000 to 3000 MHz. A red horizontal line indicates the FCC PART 15C (AVG) limit at approximately 54 dBuV/m. A blue line shows the averaged measured spectrum with a sharp peak at 2457.00 MHz.</p> <table border="1"> <thead> <tr> <th>Limit</th> <th>Read</th> <th>Ant</th> <th>Cable</th> <th>Preamp</th> <th>Aux</th> <th>APos</th> <th>TPos</th> <th>Remark</th> </tr> <tr> <th>Freq</th> <th>Level</th> <th>Line Margin</th> <th>Level Factor</th> <th>Loss Factor</th> <th>Factor</th> <th></th> <th></th> <th></th> </tr> <tr> <th>MHz</th> <th>dBuV/m</th> <th>dBuV/m</th> <th>dB</th> <th>dBuV</th> <th>dB/m</th> <th>dB</th> <th>dB</th> <th>cm</th> <th>deg</th> </tr> </thead> <tbody> <tr> <td>1</td> <td>2457.00</td> <td>107.31</td> <td>-----</td> <td>-----</td> <td>97.23</td> <td>32.54</td> <td>7.24</td> <td>35.70</td> <td>6.00</td> <td>234</td> <td>187</td> <td>AVERAGE</td> </tr> </tbody> </table>	Limit	Read	Ant	Cable	Preamp	Aux	APos	TPos	Remark	Freq	Level	Line Margin	Level Factor	Loss Factor	Factor				MHz	dBuV/m	dBuV/m	dB	dBuV	dB/m	dB	dB	cm	deg	1	2457.00	107.31	-----	-----	97.23	32.54	7.24	35.70	6.00	234	187	AVERAGE
	Limit	Read	Ant	Cable	Preamp	Aux	APos	TPos	Remark																																																																											
Freq	Level	Line Margin	Level Factor	Loss Factor	Factor																																																																															
MHz	dBuV/m	dBuV/m	dB	dBuV	dB/m	dB	dB	cm	deg																																																																											
1	2487.25	52.16	54.00	-1.84	41.97	32.58	7.30	35.69	6.00	234	187	AVERAGE																																																																								
Limit	Read	Ant	Cable	Preamp	Aux	APos	TPos	Remark																																																																												
Freq	Level	Line Margin	Level Factor	Loss Factor	Factor																																																																															
MHz	dBuV/m	dBuV/m	dB	dBuV	dB/m	dB	dB	cm	deg																																																																											
1	2457.00	107.31	-----	-----	97.23	32.54	7.24	35.70	6.00	234	187	AVERAGE																																																																								