



Middle	3741	-62.08	-13	-49.08	-66.95	3.55	8.42	H
	5613	-59.68	-13	-46.68	-66.02	4.34	10.68	H
	7488	-51.88	-13	-38.88	-58.68	5.14	11.94	H
	9360	-45.19	-13	-32.19	-52.20	5.69	12.70	H
	11220	-36.57	-13	-23.57	-43.39	6.37	13.18	H
	13092	-33.53	-13	-20.53	-40.41	6.98	13.86	H
	14964	-42.08	-13	-29.08	-48.53	7.49	13.94	H
	16836	-44.16	-13	-31.16	-49.15	7.93	12.92	H
	3741	-61.75	-13	-48.75	-66.62	3.55	8.42	V
	5613	-57.49	-13	-44.49	-63.83	4.34	10.68	V
	7488	-45.67	-13	-32.67	-52.47	5.14	11.94	V
	9360	-42.80	-13	-29.80	-49.81	5.69	12.70	V
	11220	-33.30	-13	-20.30	-40.12	6.37	13.18	V
	13092	-30.31	-13	-17.31	-37.19	6.98	13.86	V
	14964	-37.35	-13	-24.35	-43.80	7.49	13.94	V
	16836	-43.54	-13	-30.54	-48.53	7.93	12.92	V
Highest	3792	-61.68	-13	-48.68	-66.55	3.55	8.42	H
	5688	-58.97	-13	-45.97	-65.31	4.34	10.68	H
	7584	-49.74	-13	-36.74	-56.54	5.14	11.94	H
	9480	-44.68	-13	-31.68	-51.69	5.69	12.70	H
	11376	-38.51	-13	-25.51	-45.33	6.37	13.18	H
	13272	-33.20	-13	-20.20	-40.08	6.98	13.86	H
	15168	-42.78	-13	-29.78	-49.23	7.49	13.94	H
	17064	-43.11	-13	-30.11	-48.10	7.93	12.92	H
	3792	-60.53	-13	-47.53	-65.40	3.55	8.42	V
	5688	-56.33	-13	-43.33	-62.67	4.34	10.68	V
	7584	-44.73	-13	-31.73	-51.53	5.14	11.94	V
	9480	-41.54	-13	-28.54	-48.55	5.69	12.70	V
	11376	-30.19	-13	-17.19	-37.01	6.37	13.18	V
	13272	-30.59	-13	-17.59	-37.47	6.98	13.86	V
	15168	-41.93	-13	-28.93	-48.38	7.49	13.94	V
	17064	-42.25	-13	-29.25	-47.24	7.93	12.92	V

Remark: Spurious emissions within 30-1000MHz were found more than 20dB below limit line.



LTE Band 26 / 15MHz / QPSK								
Channel	Frequency (MHz)	ERP (dBm)	Limit (dBm)	Over Limit (dB)	S.G. Power (dBm)	TX Cable loss (dB)	TX Antenna Gain (dBi)	Polarization (H/V)
Lowest	1650	-69.63	-13	-56.63	-70.84	2.32	5.68	H
	2474	-66.87	-13	-53.87	-67.50	3.02	5.80	H
	3300	-66.64	-13	-53.64	-69.10	3.27	7.88	H
	1650	-70.32	-13	-57.32	-71.53	2.32	5.68	V
	2474	-67.21	-13	-54.21	-67.84	3.02	5.80	V
	3300	-66.71	-13	-53.71	-69.17	3.27	7.88	V
Middle	1660	-69.65	-13	-56.65	-70.86	2.32	5.68	H
	2490	-66.29	-13	-53.29	-66.92	3.02	5.80	H
	3318	-66.38	-13	-53.38	-68.84	3.27	7.88	H
	1660	-70.04	-13	-57.04	-71.25	2.32	5.68	V
	2490	-66.81	-13	-53.81	-67.44	3.02	5.80	V
	3318	-66.47	-13	-53.47	-68.93	3.27	7.88	V
Highest	1670	-70.12	-13	-57.12	-71.33	2.32	5.68	H
	2504	-67.10	-13	-54.10	-67.73	3.02	5.80	H
	3342	-66.25	-13	-53.25	-68.71	3.27	7.88	H
	1670	-70.23	-13	-57.23	-71.44	2.32	5.68	V
	2504	-67.84	-13	-54.84	-68.47	3.02	5.80	V
	3342	-66.07	-13	-53.07	-68.53	3.27	7.88	V

Remark: Spurious emissions within 30-1000MHz were found more than 20dB below limit line.



LTE Band 41 / 20MHz / QPSK								
Channel	Frequency (MHz)	EIRP (dBm)	Limit (dBm)	Over Limit (dB)	S.G. Power (dBm)	TX Cable loss (dB)	TX Antenna Gain (dBi)	Polarization (H/V)
Lowest	4995	-55.59	-25	-30.59	-61.60	4.20	10.21	H
	7490	-32.03	-25	-7.03	-38.89	5.12	11.98	H
	9990	-49.15	-25	-24.15	-56.19	5.86	12.90	H
	12483	-48.95	-25	-23.95	-56.62	6.72	14.39	H
	14985	-38.45	-25	-13.45	-46.63	7.55	15.73	H
	17478	-53.35	-25	-28.35	-62.05	8.38	17.08	H
	4995	-62.87	-25	-37.87	-68.88	4.20	10.21	V
	7490	-32.89	-25	-7.89	-39.75	5.12	11.98	V
	9990	-43.65	-25	-18.65	-50.69	5.86	12.90	V
	12483	-44.73	-25	-19.73	-52.40	6.72	14.39	V
	14985	-34.85	-25	-9.85	-43.03	7.55	15.73	V
	17478	-49.94	-25	-24.94	-58.64	8.38	17.08	V
Middle	5168	-61.60	-25	-36.60	-67.61	4.20	10.21	H
	7752	-36.75	-25	-11.75	-43.61	5.12	11.98	H
	10335	-47.87	-25	-22.87	-54.91	5.86	12.90	H
	12918	-45.55	-25	-20.55	-53.22	6.72	14.39	H
	15504	-46.58	-25	-21.58	-54.76	7.55	15.73	H
	5168	-55.09	-25	-30.09	-61.10	4.20	10.21	V
	7752	-32.86	-25	-7.86	-39.72	5.12	11.98	V
	10335	-43.60	-25	-18.60	-50.64	5.86	12.90	V
	12918	-46.99	-25	-21.99	-54.66	6.72	14.39	V
	15504	-45.31	-25	-20.31	-53.49	7.55	15.73	V



Highest	5340	-51.53	-25	-26.53	-57.54	4.20	10.21	H
	8015	-33.06	-25	-8.06	-39.92	5.12	11.98	H
	10683	-50.55	-25	-25.55	-57.59	5.86	12.90	H
	13356	-44.24	-25	-19.24	-51.91	6.72	14.39	H
	16029	-55.78	-25	-30.78	-63.96	7.55	15.73	H
	5340	-59.28	-25	-34.28	-65.29	4.20	10.21	V
	8015	-35.42	-25	-10.42	-42.28	5.12	11.98	V
	10683	-46.73	-25	-21.73	-53.77	5.86	12.90	V
	13356	-44.72	-25	-19.72	-52.39	6.72	14.39	V
	16029	-51.49	-25	-26.49	-59.67	7.55	15.73	V

Remark: Spurious emissions within 30-1000MHz were found more than 20dB below limit line.



LTE Band 66 / 20MHz / QPSK								
Channel	Frequency (MHz)	EIRP (dBm)	Limit (dBm)	Over Limit (dB)	S.G. Power (dBm)	TX Cable loss (dB)	TX Antenna Gain (dBi)	Polarization (H/V)
Lowest	3423	-57.23	-13	-44.23	-61.95	3.41	8.13	H
	5133	-56.80	-13	-43.80	-62.81	4.195	10.20	H
	6843	-42.52	-13	-29.52	-48.97	4.91	11.36	H
	8556	-35.43	-13	-22.43	-42.40	5.53	12.50	H
	10269	-36.78	-13	-23.78	-43.64	6.04	12.90	H
	11979	-35.19	-13	-22.19	-42.39	6.726	13.93	H
	13689	-32.52	-13	-19.52	-39.96	6.96	14.40	H
	3423	-61.49	-13	-48.49	-66.21	3.413	8.13	V
	5133	-57.13	-13	-44.13	-63.14	4.195	10.20	V
	6843	-47.89	-13	-34.89	-54.34	4.911	11.36	V
	8556	-39.83	-13	-26.83	-46.80	5.527	12.50	V
	10269	-46.59	-13	-33.59	-53.45	6.038	12.90	V
	11979	-43.37	-13	-30.37	-50.57	6.726	13.93	V
	13689	-38.74	-13	-25.74	-46.18	6.963	14.40	V
Middle	3471	-55.30	-13	-42.30	-60.02	3.41	8.13	H
	5208	-50.94	-13	-37.94	-56.95	4.195	10.20	H
	6945	-38.93	-13	-25.93	-45.38	4.91	11.36	H
	8679	-34.19	-13	-21.19	-41.16	5.53	12.50	H
	10413	-36.22	-13	-23.22	-43.08	6.04	12.90	H
	12150	-29.95	-13	-16.95	-37.15	6.726	13.93	H
	13887	-31.46	-13	-18.46	-38.90	6.96	14.40	H
	3471	-60.31	-13	-47.31	-65.03	3.413	8.13	V
	5208	-58.09	-13	-45.09	-64.10	4.195	10.20	V
	6945	-44.66	-13	-31.66	-51.11	4.911	11.36	V
	8679	-39.19	-13	-26.19	-46.16	5.527	12.50	V
	10413	-45.56	-13	-32.56	-52.42	6.038	12.90	V
	12150	-39.02	-13	-26.02	-46.22	6.726	13.93	V
	13887	-40.25	-13	-27.25	-47.69	6.963	14.40	V



Highest	3522	-55.89	-13	-42.89	-60.61	3.41	8.13	H
	5283	-54.48	-13	-41.48	-60.49	4.195	10.20	H
	7044	-39.56	-13	-26.56	-46.01	4.91	11.36	H
	8805	-34.60	-13	-21.60	-41.57	5.53	12.50	H
	10566	-35.72	-13	-22.72	-42.58	6.04	12.90	H
	12330	-28.36	-13	-15.36	-35.56	6.726	13.93	H
	14085	-33.75	-13	-20.75	-41.19	6.96	14.40	H
	3522	-60.39	-13	-47.39	-65.11	3.413	8.13	V
	5283	-56.58	-13	-43.58	-62.59	4.195	10.20	V
	7044	-44.99	-13	-31.99	-51.44	4.911	11.36	V
	8805	-39.41	-13	-26.41	-46.38	5.527	12.50	V
	10566	-44.10	-13	-31.10	-50.96	6.038	12.90	V
	12330	-36.50	-13	-23.50	-43.70	6.726	13.93	V
	14085	-40.94	-13	-27.94	-48.38	6.963	14.40	V

Remark: Spurious emissions within 30-1000MHz were found more than 20dB below limit line.



For CA:

LTE Band 7 CA / 20M+15M / QPSK								
Channel	Frequency (MHz)	EIRP (dBm)	Limit (dBm)	Over Limit (dB)	S.G. Power (dBm)	TX Cable loss (dB)	TX Antenna Gain (dBi)	Polarization (H/V)
Lowest	5036	-56.40	-25	-31.40	-62.41	4.20	10.21	H
	7556	-60.25	-25	-35.25	-67.11	5.12	11.98	H
	10083	-58.63	-25	-33.63	-65.67	5.86	12.90	H
	5036	-55.18	-25	-30.18	-61.19	4.20	10.21	V
	7556	-57.43	-25	-32.43	-64.29	5.12	11.98	V
	10083	-60.14	-25	-35.14	-67.18	5.86	12.90	V
Middle	5072	-60.70	-25	-35.70	-66.71	4.20	10.21	H
	7612	-58.97	-25	-33.97	-65.83	5.12	11.98	H
	10152	-58.28	-25	-33.28	-65.32	5.86	12.90	H
	5072	-55.53	-25	-30.53	-61.54	4.20	10.21	V
	7608	-53.05	-25	-28.05	-59.91	5.12	11.98	V
	10152	-59.60	-25	-34.60	-66.64	5.86	12.90	V
Highest	5108	-55.59	-25	-30.59	-61.60	4.20	10.21	H
	7664	-58.00	-25	-33.00	-64.86	5.12	11.98	H
	10221	-58.83	-25	-33.83	-65.87	5.86	12.90	H
	5108	-56.74	-25	-31.74	-62.75	4.20	10.21	V
	7664	-54.82	-25	-29.82	-61.68	5.12	11.98	V
	10221	-59.67	-25	-34.67	-66.71	5.86	12.90	V

Remark: Spurious emissions within 30-1000MHz were found more than 20dB below limit line.



LTE Band 41 CA / 20M+15M / QPSK								
Channel	Frequency (MHz)	EIRP (dBm)	Limit (dBm)	Over Limit (dB)	S.G. Power (dBm)	TX Cable loss (dB)	TX Antenna Gain (dBi)	Polarization (H/V)
Lowest	5040	-57.17	-25	-32.17	-63.18	4.20	10.21	H
	7560	-54.76	-25	-29.76	-61.62	5.12	11.98	H
	10080	-55.31	-25	-30.31	-62.35	5.86	12.90	H
	12594	-55.75	-25	-30.75	-63.42	6.72	14.39	H
	15120	-56.86	-25	-31.86	-65.04	7.55	15.73	H
	5040	-54.30	-25	-29.30	-60.31	4.20	10.21	V
	7560	-49.55	-25	-24.55	-56.41	5.12	11.98	V
	10074	-54.37	-25	-29.37	-61.41	5.86	12.90	V
	12600	-50.20	-25	-25.20	-57.87	6.72	14.39	V
	15120	-50.84	-25	-25.84	-59.02	7.55	15.73	V
Middle	5192	-51.06	-25	-26.06	-57.07	4.20	10.21	H
	7784	-48.28	-25	-23.28	-55.14	5.12	11.98	H
	10380	-56.01	-25	-31.01	-63.05	5.86	12.90	H
	5188	-49.25	-25	-24.25	-55.26	4.20	10.21	V
	7788	-43.86	-25	-18.86	-50.72	5.12	11.98	V
	10380	-53.96	-25	-28.96	-61.00	5.86	12.90	V
Highest	5348	-60.16	-25	-35.16	-66.17	4.20	10.21	H
	8024	-48.39	-25	-23.39	-55.25	5.12	11.98	H
	10698	-58.31	-25	-33.31	-65.35	5.86	12.90	H
	5348	-55.63	-25	-30.63	-61.64	4.20	10.21	V
	8024	-44.30	-25	-19.30	-51.16	5.12	11.98	V
	10698	-55.83	-25	-30.83	-62.87	5.86	12.90	V


Remark: Spurious emissions within 30-1000MHz were found more than 20dB below limit line.

Appendix C. Setup Photographs


<Radiated Emission>

LTE Band 12 / 13 / 26 / 41 / 66 / 41_CA

LF




HF




LTE Band 7 / 25 / 7_CA

LF



HF



—THE END—