



# Regulatory Compliance

Ceiling Mount/Desktop EAP

# For Class A Ceiling Mount EAP:

FCC Compliance Information Statement



Product Name: Omada Ceiling Mount Access Point

Model Number: EAP660 HD V1

| Component Name      | Model                          |
|---------------------|--------------------------------|
| I.T.E. Power Supply | T120200-2B1 (for EAP660 HD V1) |

Responsible party:

TP-Link USA Corporation

Address: 10 Mauchly, Irvine, CA 92618

Website: <https://www.tp-link.com/us/>

Tel: +1 626 333 0234

Fax: +1 909 527 6804

E-mail: [sales.usa@tp-link.com](mailto:sales.usa@tp-link.com)

This equipment has been tested and found to comply with the limits for a Class A digital device, pursuant to part 15 of the FCC Rules. These limits are designed to provide reasonable protection against harmful interference when the equipment is operated in a commercial environment. This equipment generates, uses, and can radiate radio frequency energy and, if not installed and used in accordance with the instruction manual, may cause harmful interference to radio communications. Operation of this equipment in a residential area is likely to cause harmful interference in which case the user will be required to correct the interference at his own expense.

This device complies with part 15 of the FCC Rules. Operation is subject to the following two conditions:

- 1) This device may not cause harmful interference.
- 2) This device must accept any interference received, including interference that may cause undesired operation.

Any changes or modifications not expressly approved by the party responsible for compliance could void the user's authority to operate the equipment.

Note: The manufacturer is not responsible for any radio or TV interference caused by unauthorized modifications to this equipment. Such modifications could void the user's authority to operate the equipment.

**FCC RF Radiation Exposure Statement:**

This equipment complies with FCC RF radiation exposure limits set forth for an uncontrolled environment. This device and its antenna must not be co-located or operating in conjunction with any other antenna or transmitter.

"To comply with FCC RF exposure compliance requirements, this grant is applicable to only Mobile Configurations. The antennas used for this transmitter must be installed to provide a separation distance of at least 25cm from all persons and must not be colocated or operating in conjunction with any other antenna or transmitter."

**Product Name: I.T.E. Power Supply**

Model Number: T120200-2B1

Responsible party:

TP-Link USA Corporation

Address: 10 Mauchly, Irvine, CA 92618

Website: <https://www.tp-link.com/us/>

Tel: +1 626 333 0234

Fax: +1 909 527 6804

E-mail: [sales.usa@tp-link.com](mailto:sales.usa@tp-link.com)

This equipment has been tested and found to comply with the limits for a Class B digital device, pursuant to part 15 of the FCC Rules. These limits are designed to provide reasonable protection against harmful interference in a residential installation. This equipment generates, uses and can radiate radio frequency energy and, if not installed and used in accordance with the instructions, may cause harmful interference to radio communications. However, there is no guarantee that interference will not occur in a particular installation. If this equipment does cause harmful interference to radio or television reception, which can be determined by turning the equipment off and on, the user is encouraged to try to correct the interference by one or more of the following measures:

- Reorient or relocate the receiving antenna.
- Increase the separation between the equipment and receiver.
- Connect the equipment into an outlet on a circuit different from that to which the receiver is connected.
- Consult the dealer or an experienced radio/ TV technician for help.

This device complies with part 15 of the FCC Rules. Operation is subject to the following two conditions:

- 1) This device may not cause harmful interference.
- 2) This device must accept any interference received, including interference that may cause undesired operation.

Any changes or modifications not expressly approved by the party responsible for compliance could void the user's authority to operate the equipment.

We, **TP-Link USA Corporation**, has determined that the equipment shown as above has been shown to comply with the applicable technical standards, FCC part 15. There is no unauthorized change is made in the equipment and the equipment is properly maintained and operated.

Issue Date: 2024-03-26

## CE Mark Warning



This is a class A product. In a domestic environment, this product may cause radio interference, in which case the user may be required to take adequate measures.

## OPERATING FREQUENCY (the maximum transmitted power)

2412 MHz -2472 MHz (20dBm)

5150 MHz -5250 MHz (23dBm)

5250 MHz -5350 MHz (23dBm)

5470 MHz -5725 MHz (30dBm)

## EU Declaration of Conformity

TP-Link hereby declares that the device is in compliance with the essential requirements and other relevant provisions of directives 2014/53/EU, 2009/125/EC, 2011/65/EU and (EU)2015/863.

The original EU Declaration of Conformity may be found at <https://www.tp-link.com/en/support/ce/>.

## RF Exposure Information

This device meets the EU requirements (2014/53/EU Article 3.1a) on the limitation of exposure of the general public to electromagnetic fields by way of health protection.

The device complies with RF specifications when the device used at 20 cm from your body.

## National Restrictions

Frequency band: 5150 - 5250 MHz:


Indoor use: Inside buildings only. Installations and use inside road vehicles and train carriages are not permitted. Limited outdoor use: If used outdoors, equipment shall not be attached to a fixed installation or to the external body of road vehicles, a fixed infrastructure or a fixed outdoor antenna. Use by unmanned aircraft systems (UAS) is limited to within the 5170 - 5250 MHz band.

Frequency band: 5250 - 5350 MHz:

Indoor use: Inside buildings only. Installations and use in road vehicles, trains and aircraft are not permitted. Outdoor use is not permitted.

Frequency band: 5470 - 5725 MHz:

Installations and use in road vehicles, trains and aircraft and use for unmanned aircraft systems (UAS) are not permitted.

|   |    |    |    |    |    |    |    |      |
|---|----|----|----|----|----|----|----|------|
|  | AT | BE | BG | CH | CY | CZ | DE | DK   |
|   | EE | EL | ES | FI | FR | HR | HU | IE   |
|   | IS | IT | LI | LT | LU | LV | MT | NL   |
|   | NO | PL | PT | RO | SE | SI | SK | UKNI |

## UKCA Mark



## UK Declaration of Conformity

TP-Link hereby declares that the device is in compliance with the essential requirements and other relevant provisions of the Radio Equipment Regulations 2017.

The original UK Declaration of Conformity may be found at

<https://www.tp-link.com/support/ukca>

## National Restrictions

Attention: This device may only be used indoors in Great Britain.



## Canadian Compliance Statement

This device contains licence-exempt transmitter(s)/receiver(s) that comply with Innovation, Science and Economic Development Canada's licence-exempt RSS(s). Operation is subject to the following two conditions:

- (1) This device may not cause interference.
- (2) This device must accept any interference, including interference that may cause undesired operation of the device.

L'émetteur/récepteur exempt de licence contenu dans le présent appareil est conforme aux CNR d'Innovation, Sciences et Développement économique Canada applicables aux appareils radio exempts de licence. L'exploitation est autorisée aux deux conditions suivantes :

- 1) L'appareil ne doit pas produire de brouillage;
- 2) L'appareil doit accepter tout brouillage radioélectrique subi, même si le brouillage est susceptible d'en compromettre le fonctionnement.

## Caution

1) The device for operation in the band 5150–5250 MHz is only for indoor use to reduce the potential for harmful interference to co-channel mobile satellite systems; 5150 MHz to 5350 MHz is restricted to indoor operations in Hong Kong.

## Avertissement

1) Le dispositif fonctionnant dans la bande 5150-5250 MHz est réservé uniquement pour une utilisation à l'intérieur afin de réduire les risques de brouillage préjudiciable aux systèmes de satellites mobiles utilisant les mêmes canaux;

## Radiation Exposure Statement:

This equipment complies with IC radiation exposure limits set forth for an uncontrolled environment. This equipment should be installed and operated with minimum distance 25cm between the radiator & your body.

## Déclaration d'exposition aux radiations:

Cet équipement est conforme aux limites d'exposition aux rayonnements IC établies pour un environnement non contrôlé. Cet équipement doit être installé et utilisé avec un minimum de 25cm de distance entre la source de rayonnement et votre corps.

## Industry Canada Statement

CAN ICES-3 (A)/NMB-3(A)



## Korea Warning Statements

당해 무선설비는 운용중 전파혼신 가능성이 있음 .

この装置は、クラス A 情報技術装置です。この装置を家庭環境で使用すると電波妨害を引き起こすことがあります。この場合には使用者が適切な対策を講ずるよう要求されることがあります。

VCCI-A

## NCC Notice & BSMI Notice

注意!

取得審驗證明之低功率射頻器材，非經核准，公司、商號或使用者均不得擅自變更頻率、加大功率或變更原設計之特性及功能。

低功率射頻器材之使用不得影響飛航安全及干擾合法通信；經發現有干擾現象時，應立即停用，並改善至無干擾時方得繼續使用。

前述合法通信，指依電信管理法規定作業之無線電通信。

低功率射頻器材須忍受合法通信或工業、科學及醫療用電波輻射性電機設備之干擾。  
應避免影響附近雷達系統之操作。

#### 安全諮詢及注意事項

- 請使用原裝電源供應器或只能按照本產品注明的電源類型使用本產品。
- 清潔本產品之前請先拔掉電源線。請勿使用液體、噴霧清潔劑或濕布進行清潔。
- 注意防潮，請勿將水或其他液體潑灑到本產品上。
- 插槽與開口供通風使用，以確保本產品的操作可靠並防止過熱，請勿堵塞或覆蓋開口。
- 請勿將本產品置放於靠近熱源的地方。除非有正常的通風，否則不可放在密閉位置中。
- 不要私自拆開機殼或自行維修，如產品有故障請與原廠或代理商聯繫。

此為甲類資訊技術設備，于居住環境中使用時，可能會造成射頻擾動，在此種情況下，使用者會被要求採取某些適當的對策。

#### 限用物質含有情況標示聲明書

| 產品元件名稱 | 限用物質及其化學符號 |         |         |             |             |               |
|--------|------------|---------|---------|-------------|-------------|---------------|
|        | 鉛<br>Pb    | 鎘<br>Cd | 汞<br>Hg | 六價鉻<br>CrVI | 多溴聯苯<br>PBB | 多溴二苯醚<br>PBDE |
| PCB    | ○          | ○       | ○       | ○           | ○           | ○             |
| 外殼     | ○          | ○       | ○       | ○           | ○           | ○             |
| 電源供應器  | —          | ○       | ○       | ○           | ○           | ○             |
| 其他及其配件 | —          | ○       | ○       | ○           | ○           | ○             |

備考1. "超出0.1 wt %" 及 "超出0.01 wt %" 系指限用物質之百分比含量超出百分比含量基準值。  
備考2. "○"系指該項限用物質之百分比含量未超出百分比含量基準值。  
備考3. "—" 系指該項限用物質為排除項目。



Продукт сертифіковано згідно с правилами системи УкрСЕПРО на відповідність вимогам нормативних документів та вимогам, що передбачені чинними законодавчими актами України.



## Safety Information









- Keep the device away from water, fire, humidity or hot environments.

- Do not attempt to disassemble, repair, or modify the device. If you need service, please contact us.
- Do not use damaged charger or USB cable to charge the device.
- Do not use any other chargers than those recommended.
- Do not use the device where wireless devices are not allowed
- Adapter shall be installed near the equipment and shall be easily accessible.
- Use only power supplies which are provided by manufacturer and in the original packing of this product. If you have any questions, please don't hesitate to contact us.
- Operating Temperature: 0°C ~ 40°C (32 °F ~ 104 °F )
- This product uses radios and other components that emit electromagnetic fields. Electromagnetic fields and magnets may interfere with pacemakers and other implanted medical devices. Always keep the product and its power adapter more than 15 cm (6 inches) away from any pacemakers or other implanted medical devices. If you suspect your product is interfering with your pacemaker or any other implanted medical device, turn off your product and consult your physician for information specific to your medical device.















Please read and follow the above safety information when operating the device. We cannot guarantee that no accidents or damage will occur due to improper use of the device. Please use this product with care and operate at your own risk.


## Explanation of the symbols on the product label

Note: The Equipment marking is at the bottom of the device. Symbols may vary from products.

| Symbol  | Explanation                                 |
|---|---|
|  | Class II equipment                          |
|  | Class II equipment with functional earthing |
|  | Alternating current                         |
|  | Direct current                              |
|  | Polarity of d.c. power connector            |
|  | For indoor use only                         |
|  | Dangerous voltage                           |
|  | Caution, risk of electric shock             |



|   |   |
|---|---|
|    | Energy efficiency Marking   |
|    | Protective earth  |
|    | Earth   |
|    | Frame or chassis  |
|    | Functional earthing   |
|    | Caution, hot surface  |
|    | Caution   |
|   | Operator's manual   |
|  | Stand-by  |
|  | "ON"/"OFF" (push-push)  |
|  | Fuse  |
|  | Fuse is used in neutral N   |
|  | <p><b>RECYCLING</b></p> <p>This product bears the selective sorting symbol for Waste electrical and electronic equipment (WEEE). This means that this product must be handled pursuant to European directive 2012/19/EU in order to be recycled or dismantled to minimize its impact on the environment.</p> <p>User has the choice to give his product to a competent recycling organization or to the retailer when he buys a new electrical or electronic equipment.</p> |
|  | Caution, avoid listening at high volume levels for long periods   |

|   |  |
|---|--|
|  | Disconnection, all power plugs   |
| <b>m</b>  | Switch of mini-gap construction  |
| <b>μ</b>  | Switch of micro-gap construction (for US version)<br>Switch of micro-gap / micro-disconnection construction (for other versions except US) |
| <b>ε</b>  | Switch without contact gap (Semiconductor switching device)  |

## Mounting Requirements

For safety, we recommend you to use the original screws in the package when mounting. The following are alternatives to mount the device on the wall:

- (For EAP660 HD V1) Use 4 screws which comply with ANSI B1.1 4# standard and are longer than 15 mm.

# For Class B Ceiling Mount/Desktop EAP:

## FCC Compliance Information Statement



OPERATING FREQUENCY of EAP690E HD: 2412~2462MHz, 5180~5240MHz, 5745~5825MHz, 6115~7095MHz

**Product Name: Omada Ceiling Mount Access Point / Omada Desktop Access Point**

Model Number: EAP110 / EAP115 / EAP223 / EAP225 / EAP245 / EAP265 HD / EAP610 / EAP613 / EAP620 HD / EAP650 / EAP653 / EAP653 UR / EAP660 HD V2 / EAP670 / EAP673 / EAP680 / EAP683 LR / EAP683 UR / EAP690E HD / EAP770 / EAP772 / EAP773 / EAP783, EAP610GP-Desktop

| Component Name      | Model   |
|---------------------|---|
| I.T.E. Power Supply | T090060-2B1 (For EAP115)<br>T240025-2-POE (For EAP110)<br>T240050-2-POE (For EAP225 V4)<br>T480038-2-POE (For EAP225 V5 / EAP245 V4)<br>T480050-2-POE (For EAP245 V3 / EAP265 HD)<br>T120100-2B1 (For EAP610 V1 & V3 / EAP620 HD V2)<br>T120150-2B1 (For EAP610 V2.20 / EAP620 HD V3.20 / EAP650 V1 / EAP670 V1)<br>T120120-2B4 (For EAP650 V2)<br>T120200-2B1 (For EAP680)<br>T120200-2B4 (For EAP660 HD V2 / EAP670 V2)<br>T120250-2B4 (For EAP770)<br>T120450-2B4 (For EAP690E HD)<br>T535081-2B4 (For EAP610GP-Desktop) |

Responsible party:

TP-Link USA Corporation

Address: 10 Mauchly, Irvine, CA 92618

Website: <https://www.tp-link.com/us/>

Tel: +1 626 333 0234

Fax: +1 909 527 6804

E-mail: sales.usa@tp-link.com

This equipment has been tested and found to comply with the limits for a Class B digital device, pursuant to part 15 of the FCC Rules. These limits are designed to provide reasonable protection against harmful interference in a residential installation. This equipment generates, uses and can radiate radio frequency energy and, if not installed and used in accordance with the instructions, may cause harmful interference to radio communications. However, there is no guarantee that interference will not occur in a particular installation. If this equipment does cause harmful interference to radio or television reception, which can be determined by turning the equipment off and on, the user is encouraged to try to correct the interference by one or more of the following measures:

- Reorient or relocate the receiving antenna.
- Increase the separation between the equipment and receiver.
- Connect the equipment into an outlet on a circuit different from that to which the receiver is connected.
- Consult the dealer or an experienced radio/ TV technician for help.

This device complies with part 15 of the FCC Rules. Operation is subject to the following two conditions:

- 1) This device may not cause harmful interference.
- 2) This device must accept any interference received, including interference that may cause undesired operation.

Any changes or modifications not expressly approved by the party responsible for compliance could void the user's authority to operate the equipment.

Note: The manufacturer is not responsible for any radio or TV interference caused by unauthorized modifications to this equipment. Such modifications could void the user's authority to operate the equipment.

#### **FCC RF Radiation Exposure Statement:**

This equipment complies with FCC RF radiation exposure limits set forth for an uncontrolled environment. This device and its antenna must not be co-located or operating in conjunction with any other antenna or transmitter.

"To comply with FCC RF exposure compliance requirements, this grant is applicable to only Mobile Configurations. The antennas used for this transmitter must be installed to provide a separation distance of at least 60cm (for EAP690E HD) / 49cm (for EAP680 / EAP683 LR / EAP683 UR) / 44cm (for EAP670 V2/EAP673) / 38cm (for EAP670 V1) / 31cm (for EAP660 HD V2) / 25cm (for EAP783) / 20.7cm (for EAP650 V1 / EAP653 V1) / 20cm (for other models) from all persons and must not be colocated or operating in conjunction with any other antenna or transmitter."

#### **For EAP690E HD / EAP770 / EAP772 / EAP773 / EAP783:**

- FCC regulations restrict the operation of this device to indoor use only.
- The operation of this device is prohibited on oil platforms, cars, trains, boats, and aircraft,

except that operation of this device is permitted in large aircraft while flying above 10,000 feet in the 5.925-6.425 GHz band.

- Operation of transmitters in the 5.925-7.125 GHz band is prohibited for control of or communications with unmanned aircraft systems.

**Product Name: I.T.E. Power Supply**

Model Number: T090060-2B1 / T240025-2-POE / T240050-2-POE / T480038-2-POE / T480050-2-POE / T120100-2B1 / T120150-2B1 / T120120-2B4 / T120200-2B1 / T120200-2B4 / T120250-2B4 / T120450-2B4 / T535081-2B4

Responsible party:

TP-Link USA Corporation

Address: 10 Mauchly, Irvine, CA 92618

Website: <https://www.tp-link.com/us/>

Tel: +1 626 333 0234

Fax: +1 909 527 6804

E-mail: [sales.usa@tp-link.com](mailto:sales.usa@tp-link.com)

This equipment has been tested and found to comply with the limits for a Class B digital device, pursuant to part 15 of the FCC Rules. These limits are designed to provide reasonable protection against harmful interference in a residential installation. This equipment generates, uses and can radiate radio frequency energy and, if not installed and used in accordance with the instructions, may cause harmful interference to radio communications. However, there is no guarantee that interference will not occur in a particular installation. If this equipment does cause harmful interference to radio or television reception, which can be determined by turning the equipment off and on, the user is encouraged to try to correct the interference by one or more of the following measures:

- Reorient or relocate the receiving antenna.
- Increase the separation between the equipment and receiver.
- Connect the equipment into an outlet on a circuit different from that to which the receiver is connected.
- Consult the dealer or an experienced radio/ TV technician for help.

This device complies with part 15 of the FCC Rules. Operation is subject to the following two conditions:

- 1) This device may not cause harmful interference.
- 2) This device must accept any interference received, including interference that may cause undesired operation.

Any changes or modifications not expressly approved by the party responsible for compliance could void the user's authority to operate the equipment.

We, **TP-Link USA Corporation**, has determined that the equipment shown as above has been shown to comply with the applicable technical standards, FCC part 15. There is no unauthorized change is made in the equipment and the equipment is properly maintained and operated.

Issue Date: 2024-03-26

## CE Mark Warning



This is a class B product. In a domestic environment, this product may cause radio interference, in which case the user may be required to take adequate measures.

## OPERATING FREQUENCY (the maximum transmitted power)

**For EAP110/EAP115:**

2412MHz - 2472MHz(20dBm)

**For EAP223 / EAP225 / EAP235 / EAP245 / EAP265 HD / EAP610 / EAP613 / EAP620 HD / EAP650 V1 / EAP653 V1 / EAP670 V1 / EAP610GP-Desktop:**

2412 MHz - 2472 MHz (20dBm)

5150 MHz - 5250 MHz (23dBm)

5250 MHz - 5350 MHz (23dBm)

5470 MHz - 5725 MHz (30dBm)

**For EAP650 V2 / EAP653 V2 / EAP653 UR / EAP660 HD V2 / EAP670 V2 / EAP673 / EAP680 / EAP683 LR / EAP683 UR:**

2402 MHz-2480 MHz (10dBm)

2412 MHz - 2472 MHz (20dBm)

5150 MHz - 5250 MHz (23dBm)

5250 MHz - 5350 MHz (23dBm)

5470 MHz - 5725 MHz (30dBm)

**For EAP690E HD:**

2402 MHz - 2480 MHz (9.99dBm)

2412 MHz - 2472 MHz (20dBm)

5150 MHz - 5250 MHz (23dBm)

5250 MHz - 5350 MHz (23dBm)

5470 MHz - 5725 MHz (30dBm)

6105MHz - 6425 MHz (23dBm)

**For EAP770 / EAP772 / EAP773 / EAP783:**

2402 MHz - 2480 MHz (8.28 dBm)

2412 MHz - 2472 MHz (20dBm)

5150 MHz - 5250 MHz (23dBm)

5250 MHz - 5350 MHz (23dBm)

5470 MHz - 5725 MHz (30dBm)

6105MHz - 6425 MHz (23dBm)

## EU Declaration of Conformity

TP-Link hereby declares that the device is in compliance with the essential requirements and other relevant provisions of directives 2014/53/EU, 2009/125/EC, 2011/65/EU and (EU)2015/863.

The original EU Declaration of Conformity may be found at

<https://www.tp-link.com/en/support/ce/>.

## RF Exposure Information

This device meets the EU requirements (2014/53/EU Article 3.1a) on the limitation of exposure of the general public to electromagnetic fields by way of health protection.

The device complies with RF specifications when the device used at 20cm from your body.

## National Restrictions

**For EAP223 / EAP225 / EAP235 / EAP245 / EAP265 HD / EAP610 / EAP613 / EAP620 HD / EAP650 / EAP653 / EAP653 UR / EAP660 HD V2 / EAP670 / EAP673/ EAP680 / EAP683 LR / EAP683 UR / EAP610GP-Desktop:**

Frequency band: 5150 - 5250 MHz:

Indoor use: Inside buildings only. Installations and use inside road vehicles and train carriages are not permitted. Limited outdoor use: If used outdoors, equipment shall not be attached to a fixed installation or to the external body of road vehicles, a fixed infrastructure or a fixed outdoor antenna. Use by unmanned aircraft systems (UAS) is limited to within the 5170 - 5250 MHz band.

Frequency band: 5250 - 5350 MHz:

Indoor use: Inside buildings only. Installations and use in road vehicles, trains and aircraft are not permitted. Outdoor use is not permitted.

Frequency band: 5470 - 5725 MHz:

Installations and use in road vehicles, trains and aircraft and use for unmanned aircraft systems (UAS) are not permitted.

**For EAP690E HD / EAP770 / EAP772 / EAP773 / EAP783:**

Frequency band: 5150 - 5250 MHz:

Indoor use: Inside buildings only. Installations and use inside road vehicles and train carriages are not permitted. Limited outdoor use: If used outdoors, equipment shall not be attached to a fixed installation or to the external body of road vehicles, a fixed infrastructure or a fixed

outdoor antenna. Use by unmanned aircraft systems (UAS) is limited to within the 5170 - 5250 MHz band.

Frequency band: 5250 - 5350 MHz:

Indoor use: Inside buildings only. Installations and use in road vehicles, trains and aircraft are not permitted. Outdoor use is not permitted.


Frequency band: 5470 - 5725 MHz:

Installations and use in road vehicles, trains and aircraft and use for unmanned aircraft systems (UAS) are not permitted.

Frequency band 6105 - 6425MHz:

Restricted to indoor use, including in trains with metal-coated windows and aircraft.

Outdoor use, including in road vehicles, is not permitted.

|   |    |    |    |    |    |    |    |        |
|---|----|----|----|----|----|----|----|--------|
|  | AT | BE | BG | CH | CY | CZ | DE | DK     |
|   | EE | EL | ES | FI | FR | HR | HU | IE     |
|   | IS | IT | LI | LT | LU | LV | MT | NL     |
|   | NO | PL | PT | RO | SE | SI | SK | UK(NI) |

## UKCA Mark



## UK Declaration of Conformity

TP-Link hereby declares that the device is in compliance with the essential requirements and other relevant provisions of the Radio Equipment Regulations 2017.

The original UK Declaration of Conformity may be found at

<https://www.tp-link.com/support/ukca>

## National Restrictions

For EAP223 / EAP225 / EAP235 / EAP245 / EAP265 HD / EAP610 / EAP613 / EAP620 HD / EAP650 / EAP653 / EAP653 UR / EAP660 HD V2 / EAP670 / EAP673 / EAP680 / EAP683 LR / EAP683 UR / EAP690E HD / EAP770 / EAP772 / EAP773 / EAP783 / EAP610GP-Desktop:

Attention: This device may only be used indoors in Great Britain.



## Canadian Compliance Statement

This device contains licence-exempt transmitter(s)/receiver(s) that comply with Innovation, Science and Economic Development Canada's licence-exempt RSS(s). Operation is subject to the following two conditions:

(1) This device may not cause interference.



(2) This device must accept any interference, including interference that may cause undesired operation of the device.

L'émetteur/récepteur exempt de licence contenu dans le présent appareil est conforme aux CNR d'Innovation, Sciences et Développement économique Canada applicables aux appareils radio exempts de licence. L'exploitation est autorisée aux deux conditions suivantes :

- 1) L'appareil ne doit pas produire de brouillage;
- 2) L'appareil doit accepter tout brouillage radioélectrique subi, même si le brouillage est susceptible d'en compromettre le fonctionnement.

## Caution

**For EAP223 / EAP225 / EAP245 / EAP265 HD / EAP610 / EAP613 / EAP620 HD / EAP660 HD V2 / EAP690E HD / EAP610GP-Desktop:**

1) The device for operation in the band 5150–5250 MHz is only for indoor use to reduce the potential for harmful interference to co-channel mobile satellite systems; 5150 MHz to 5350 MHz is restricted to indoor operations in Hong Kong.

**For EAP650 / EAP653 / EAP653 UR / EAP670 / EAP673 / EAP680 / EAP683 LR / EAP683 UR / EAP770 / EAP772 / EAP773 / EAP783:**

1) The device for operation in the band 5150–5250 MHz is only for indoor use to reduce the potential for harmful interference to co-channel mobile satellite systems; 5150 MHz to 5350 MHz is restricted to indoor operations in Hong Kong.

DFS (Dynamic Frequency Selection) products that operate in the bands 5250- 5350 MHz, 5470-5600MHz, and 5650-5725MHz.

## Avertissement

**Pour EAP223 / EAP225 / EAP245 / EAP265 HD / EAP610 / EAP613 / EAP620 HD / EAP660 HD V2 / EAP690E HD / EAP610GP-Desktop:**

1) Le dispositif fonctionnant dans la bande 5150-5250 MHz est réservé uniquement pour une utilisation à l'intérieur afin de réduire les risques de brouillage préjudiciable aux systèmes de satellites mobiles utilisant les mêmes canaux;

**Pour EAP650 / EAP653 / EAP653 UR / EAP670 / EAP673 / EAP680 / EAP683 LR / EAP683 UR / EAP770 / EAP772 / EAP773 / EAP783:**

1) Le dispositif fonctionnant dans la bande 5150-5250 MHz est réservé uniquement pour une utilisation à l'intérieur afin de réduire les risques de brouillage préjudiciable aux systèmes de satellites mobiles utilisant les mêmes canaux;

Les produits utilisant la technique d'atténuation DFS (sélection dynamique des fréquences) sur les bandes 5250- 5350 MHz, 5470-5600MHz et 5650-5725MHz.

**For EAP690E HD / EAP770 / EAP772 / EAP773 / EAP783:**

- Devices shall not be used for control of or communications with unmanned aircraft systems.
- Operation shall be limited to indoor use only.

- Operation on oil platforms, automobiles, trains, maritime vessels and aircraft shall be prohibited except for on large aircraft flying above 3,048 m (10,000 ft).

**Pour EAP690E HD / EAP770 / EAP772 / EAP773 / EAP783:**

- Les appareils ne doivent pas être utilisés pour le contrôle ou la communication avec des systèmes d'aéronefs sans pilote.
- Le fonctionnement doit être limité à une utilisation en intérieur uniquement.
- L'opération sur les plates-formes pétrolières, les automobiles, les trains, les navires maritimes et les avions est interdite, sauf sur les gros avions volant au-dessus de 3 048 m (10 000 ft).

**Radiation Exposure Statement:**

This equipment complies with IC radiation exposure limits set forth for an uncontrolled environment. This equipment should be installed and operated with minimum distance 38cm (for EAP670 V1) / 31cm (for EAP660 HD V2 / EAP690E HD) / 30cm (for EAP680 / EAP683 LR / EAP683 UR) / 28cm (for EAP265 HD) / 25cm (for EAP670 V2 / EAP673 / EAP783) / 24.6cm (for EAP650 V1 / EAP653 V1) / 21cm (for EAP650 V2 / EAP653 V2 / EAP653 UR) / 20cm (for other models)

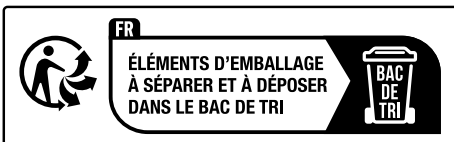
between the radiator & your body.

**Déclaration d'exposition aux radiations:**

Cet équipement est conforme aux limites d'exposition aux rayonnements IC établies pour un environnement non contrôlé. Cet équipement doit être installé et utilisé avec un minimum de 38cm (pour EAP670 V1) / 31cm (pour EAP660 HD V2 / EAP690E HD) / 30cm (pour EAP680 / EAP683 LR / EAP683 UR) / 28cm (pour EAP265 HD) / 25cm (pour EAP670 V2 / EAP673 / EAP783) / 24.6cm (pour EAP650 V1 / EAP653 V1) / 21cm (pour EAP650 V2 / EAP653 V2 / EAP653 UR) / 20cm (pour les autres modèles) de distance entre la source de rayonnement et votre corps.

**Industry Canada Statement**

CAN ICES-3 (B)/NMB-3(B)



**Korea Warning Statements**

당해 무선설비는 운용중 전파혼신 가능성이 있음 .

**NCC Notice & BSMI Notice**

注意!

取得審驗證明之低功率射頻器材，非經核准，公司、商號或使用者均不得擅自變更頻率、加大功率或變更原設計之特性及功能。

低功率射頻器材之使用不得影響飛航安全及干擾合法通信；經發現有干擾現象時，應立即停用，並改善至無干擾時方得繼續使用。

前述合法通信，指依電信管理法規定作業之無線電通信。

低功率射頻器材須忍受合法通信或工業、科學及醫療用電波輻射性電機設備之干擾。

針對EAP223 / EAP225 / EAP245 / EAP265 HD / EAP610 / EAP613 / EAP620 HD / EAP650 / EAP653 / EAP653 UR / EAP660 HD V2 / EAP670 / EAP673 / EAP680 / EAP683 LR / EAP683 UR / EAP690E HD / EAP770 / EAP772 / EAP773 / EAP783 / EAP610GP-Desktop:

應避免影響附近雷達系統之操作。

### 安全諮詢及注意事項

- 請使用原裝電源供應器或只能按照本產品注明的電源類型使用本產品。
- 清潔本產品之前請先拔掉電源線，請勿使用液體、噴霧清潔劑或濕布進行清潔。
- 注意防潮，請勿將水或其他液體潑灑到本產品上。
- 插槽與開口供通風使用，以確保本產品的操作可靠並防止過熱，請勿堵塞或覆蓋開口。
- 請勿將本產品置放於靠近熱源的地方，除非有正常的通風，否則不可放在密閉位置中。
- 不要私自拆開機殼或自行維修，如產品有故障請與原廠或代理商聯繫。

### 限用物質含有情況標示聲明書

| 產品元件名稱 | 限用物質及其化學符號 |         |         |             |             |               |
|--------|------------|---------|---------|-------------|-------------|---------------|
|        | 鉛<br>Pb    | 鎘<br>Cd | 汞<br>Hg | 六價鉻<br>CrVI | 多溴聯苯<br>PBB | 多溴二苯醚<br>PBDE |
| PCB    | ○          | ○       | ○       | ○           | ○           | ○             |
| 外殼     | ○          | ○       | ○       | ○           | ○           | ○             |
| 電源供應器  | —          | ○       | ○       | ○           | ○           | ○             |
| 其他及其配件 | —          | ○       | ○       | ○           | ○           | ○             |

備考1. "超出0.1 wt %" 及 "超出0.01 wt %" 系指限用物質之百分比含量超出百分比含量基準值。  
備考2. "○"系指該項限用物質之百分比含量未超出百分比含量基準值。  
備考3. "—"系指該項限用物質為排除項目。



Продукт сертифіковано згідно с правилами системи УкрСЕПРО на відповідність вимогам нормативних документів та вимогам, що передбачені чинними законодавчими актами України.










## Safety Information
















- Keep the device away from water, fire, humidity or hot environments.
- Do not attempt to disassemble, repair, or modify the device. If you need service, please contact us.
- Do not use damaged charger or USB cable to charge the device.
- Do not use any other chargers than those recommended.
- Do not use the device where wireless devices are not allowed
- Adapter shall be installed near the equipment and shall be easily accessible.
- Use only power supplies which are provided by manufacturer and in the original packing of this product. If you have any questions, please don't hesitate to contact us.
- Operating Temperature: 0°C ~ 40°C (32 °F ~ 104 °F )
- This product uses radios and other components that emit electromagnetic fields. Electromagnetic fields and magnets may interfere with pacemakers and other implanted medical devices. Always keep the product and its power adapter more than 15 cm (6 inches) away from any pacemakers or other implanted medical devices. If you suspect your product is interfering with your pacemaker or any other implanted medical device, turn off your product and consult your physician for information specific to your medical device.


Please read and follow the above safety information when operating the device. We cannot guarantee that no accidents or damage will occur due to improper use of the device. Please use this product with care and operate at your own risk.

## Explanation of the symbols on the product label

Note: The Equipment marking is at the bottom/back of the device. Symbols may vary from products.

| Symbol  | Explanation                                 |
|---|---|
|  | Class II equipment                          |
|  | Class II equipment with functional earthing |
|  | Alternating current                         |
|  | Direct current                              |
|  | Polarity of d.c. power connector            |
|  | For indoor use only                         |
|  | Dangerous voltage                           |

|   |  |
|---|--|
|    | Caution, risk of electric shock  |
|    | Energy efficiency Marking  |
|    | Protective earth   |
|    | Earth  |
|    | Frame or chassis   |
|    | Functional earthing  |
|    | Caution, hot surface   |
|   | Caution  |
|  | Operator's manual  |
|  | Stand-by   |
|  | "ON"/"OFF" (push-push)   |
|  | Fuse   |
|  | Fuse is used in neutral N  |
|  | <p>RECYCLING</p> <p>This product bears the selective sorting symbol for Waste electrical and electronic equipment (WEEE). This means that this product must be handled pursuant to European directive 2012/19/EU in order to be recycled or dismantled to minimize its impact on the environment.</p> <p>User has the choice to give his product to a competent recycling organization or to the retailer when he buys a new electrical or electronic equipment.</p> |
|  | Caution, avoid listening at high volume levels for long periods  |

|   |  |
|---|--|
|  | Disconnection, all power plugs   |
| <b>m</b>  | Switch of mini-gap construction  |
| <b>μ</b>  | Switch of micro-gap construction (for US version)<br>Switch of micro-gap / micro-disconnection construction (for other versions except US) |
| <b>ε</b>  | Switch without contact gap (Semiconductor switching device)  |

## Mounting Requirements

For safety, we recommend you to use the original screws in the package when mounting. The following are alternatives to mount the device on the wall:

- (For EAP115) Use 3 screws which comply with ANSI B1.1 4# or 6# standard and are longer than 7.5 mm.
- (For EAP223 / EAP225 / EAP235 / EAP245 / EAP265 HD) Use 3 screws which comply with ANSI B1.1 4# standard and are longer than 7 mm.
- (For EAP610 / EAP613 / EAP620 HD / EAP650 / EAP653 / EAP653 UR / EAP660 HD V2 / EAP670 / EAP673 / EAP680 / EAP683 LR / EAP683 UR/ EAP770 / EAP772 / EAP773) Use 4 screws which comply with ANSI B1.1 4# standard and are longer than 15 mm.
- (For EAP690E HD / EAP783) Use 6 screws which comply with ANSI B1.1 4# standard and are longer than 15 mm.
- (For EAP610GP-Desktop) Use 2 screws which comply with ANSI B1.1 4# standard and are longer than 15 mm.