



# TRADE PRODUCT OVERVIEW

LUMINAIRES V2

# WHY LEDVANCE? BECAUSE WE ARE ADVANCING LIGHT

LEDVANCE is one of the world's leading companies in the lighting industry. We want to build on our position and develop the lighting market with our customers.

As technology trend experts, we are leading the way in meeting the rapidly changing demands for high-quality and long-lasting light. And as a strong local partner, we are proactive in our support for you in impressing your customers with innovative lighting ideas.

Helping you to boost your lighting sales with attractive, user-friendly, and intelligent lighting solutions. Let's go forward together and shape the future of light – with agility, speed, and flexibility.

# CONTENTS

<b>PRODUCT SPECIFIC SYMBOLS</b>	<b>3</b>
<b>DOWNLIGHTS</b>	<b>4</b>
— Superstar Downlight	5
— Commercial Downlight	5
— Superstar Gimble Downlight	6
<b>BATTENS</b>	<b>8</b>
— TRI Colour Blade Batten	9
— Linkable Batten	9
— Wattage Switch TRI Colour Slim Batten	10
— Wattage Switch TRI Colour Wide Batten	10
<b>PANELS</b>	<b>12</b>
— Value Panel	13
— Wattage Switch TRI Colour Panel	13
— High Output Panel	14
<b>WEATHERPROOFS</b>	<b>16</b>
— Classic Weatherproof	17
— Wide Weatherproof	17
<b>OYSTERS</b>	<b>18</b>
— Orbis Ultra Slim Oyster	19
— TRI Colour Oyster	20
<b>BULKHEADS</b>	<b>22</b>
— IP65 Bulkhead	23
<b>FLOODLIGHTS</b>	<b>24</b>
— Wattage Switch TRI Colour Floodlight	25
— High Power Floodlight	25
— Security Floodlight	26
— Performance Floodlight	26
— Olympus Floodlight	27
<b>HIGHBAYS</b>	<b>28</b>
— Performance Highbay	29
— Wattage Switch TRI Colour Highbay	29
— Kratos Highbay	30
<b>SENSORS AND DIMMERS</b>	<b>32</b>
— Value Dimmers	33
— PIR Motion Sensors	33
— Microwave Motion Sensors	34
<b>STREETLIGHTS</b>	<b>36</b>
— Theseus Streetlight	37
— Solar Streetlight	38
<b>HEALTHY BUILDING PRODUCTS</b>	<b>40</b>
— UV-C Desktop Air Purifier	41
— UV-C Air Tube	42
<b>LEDVANCE LAMP RANGE</b>	<b>44</b>



LEDVANCE  
ADVANCING LIGHT

CLASSICS





# PRODUCT SPECIFIC SYMBOLS



Dimmable



Adjustable colour temperature



Motion sensor



With solar panel



USB charging cable included



UV-C



Colour rendering index



IP Ingress protection rating



IK Impact rating



Uniform glare rating



Lifetime



Warranty



Flex and plug



Emergency symbol



Insulation contact rating



Product class

# DOWNLIGHTS

Office, Reception & General Areas, Bathrooms & Boardrooms



## Superstar Downlight

VALUE  
CLASS

The Superstar Downlight offers high output and efficiency whilst being compact and versatile, providing a seamless design ideal for use through the modern home.

- High efficacy 122lm/W
- Available in single colour 3000K, 4000K, 5000K or TRI colour via dip switch
- Ø113x57mm (7.5W, cutout: 92mm)
- Flat or step recessed diffuser options with satin chrome and black trims (sold separately)
- Leading/trailing edge



## Commercial Downlight

VALUE  
CLASS

Commercial Downlight is a reliable and high efficacy LED recessed downlight with aluminium housing for general purpose applications. The long lifetime enables substantial energy and maintenance savings.

- High efficacy 100lm/W
- Available in TRI colour via dip switch
- 4 size options: Ø145x45mm (18W, cutout: 120-130mm), Ø170x45mm (25W, cutout: 140-150mm), Ø228x45mm (35W, cutout: 200-210mm) and Ø280x52mm (45W, cutout: 230-260mm)
- Unique heat sink design
- Leading/trailing edge



## Superstar Gimble Downlight

PERFOR-  
MANCE  
CLASS

The Superstar Gimble Downlight is ideal for creating a dynamic lighting scheme. Modern design downlight in white with easy plug and play for a quick installation.



- High efficacy 90lm/W
- Available in single colour 3000K and 4000K
- 2 size options: Ø85x64.5mm (7W, cutout: 70mm), Ø105x71.5mm (10W, cutout: 92mm)
- 60° beam angle with 30° adjustable head







# BATTENS

Office, Warehouse & General Areas




## TRI Colour Blade Batten

ECO  
CLASS

The TRI Colour Blade Batten is an ultra slim, compact surface luminaire with a 31mm height. Designed with a TRI Colour switch to conveniently choose the most effective and appropriate light temperature according to the environment.

- High efficacy 100lm/W
- Available in TRI colour via dip switch
- Available in 2 sizes, 600x75x30.5mm (20W) and 1200x75x30.5mm (40W)



## Linkable Batten

VALUE  
CLASS

The Linkable Batten is a super slim and lightweight design with integral driver. With a polycarbonate body and opal diffuser, this batten offers homogeneous light distribution with a low power consumption. Perfect for applications within shops, shelving and under cabinets.

- High efficacy 100lm/W
- Available in single colour 4000K and 6500K
- Available in 2 sizes, 580x23x35mm (6.5W) and 1180x23x35mm (13W)



## Wattage Switch TRI Colour Slim Batten

VALUE  
CLASS

The Batten is available in TRI Colour with dual wattage switch for ultimate versatility in one fitting. As a direct replacement for T5 and T8 fluorescent tubes, the slim batten is ideal for either commercial or residential space. Further functions available to suit your application needs such as DALI, Emergency and micro sensors.




- High efficacy 100lm/W
- Available in TRI colour via dip switch
- Available in two sizes, 600x75x73mm (20/12W) and 1185x75x73mm (40/22W)
- Slim housing 75mm in width
- Dual Wattage 20/12W or 40/22W



## Wattage Switch TRI Colour Wide Batten

VALUE  
CLASS

The Batten is available in TRI Colour with dual wattage switch for ultimate versatility in one fitting. As a direct replacement for T5 and T8 fluorescent tubes, the wide batten is ideal for either commercial or residential space.



- High efficacy 100lm/W
- Available in TRI colour via dip switch
- Available in two sizes, 610x160x62mm (20/12W) and 1200x160x62mm (40/22W)
- Wide housing 160mm in width
- Dual Wattage 20/12W or 40/22W







# PANELS


Office, Reception, General Areas & Boardrooms



## Value Panel

The Single Colour Panel is an economical replacement for traditional fluorescent luminaires with energy saving up to 50% compared to traditional lighting technology. The LED panels are characterised by their homogeneous light distribution, non flickering driver (included) and robust aluminium housing and matte white frame.



- High efficacy 90lm/W
- Available in single colour 3000K, 4000K and 6500K
- 4 size options: 295x595mm (20W), 595x595mm (36W), 295x1195mm (36W) and 595x1195mm (60W)
- Recess, surface mount and suspension kits also available offering multiple application options



## Wattage Switch TRI Colour Panel


The Wattage Switch TRI Colour Panel offers two wattage per fitting, with TRI colour in 3000K, 4000 and 6500K. Achieving a high luminous flux of up to 6600lm with an efficacy of 110lm/W. The panel can be surface mounted, recessed or suspended making it ideal replacement for traditional troffer fittings in commercial application.

- High efficacy 110lm/W
- Available in TRI colour via dip switch
- 4 size options: 292x295mm (20/15W), 295x1195mm (36/30W), 595x595mm (36/30W) and 595x1195mm (60/50W)



## High Output Panel

The High Output Panel have high efficacy achieving a luminous flux of 6000lm. With a low glare rating of UGR19, this classic style panel is the perfect solution for your office lighting. All panel sizes can be surface mounted, recessed or suspended making it the ideal replacement for traditional troffer fittings. Also available in DALI.



- High efficacy 120lm/W
- Available in single colour 4000K and 5700K
- 3 size options: 295x1195mm (36W), 595x595mm (36W), 595x1195mm (50W)
- Low glare with UGR<19







# WEATHERPROOFS

Awnings, Car Parks & Security Lighting



## Classic Weatherproof

The Classic Weatherproof is available in a wide range of sizes, wattages and functions, making it the perfect LED solution for replacing traditional fluorescent weatherproof luminaire. Classic and lightweight body providing an efficient yet traditional LED solution for all environments.



- High efficacy 120lm/W
- Available in TRI colour via dip switch
- 2 size options: 600x96x79mm (9/18W), 1200x96x79mm (20/40W)
- Twin wattage with half power option
- Light and practical design 96mm in width



## Wide Weatherproof

The Wide Weatherproof is available in multiple sizes, wattages and functions, making it the perfect LED solution for replacing traditional fluorescent weatherproof luminaire. Suitable for various applications such as car parks, warehouse, temporary lighting and commercial premises. DALI, Emergency and sensor version available.



- High efficacy 100lm/W
- Available in single colour 4000K and 6500K
- 2 size options: 655x92x130mm (20W), 1265x92x130mm (40W)
- Light and practical design 130mm in width





# OYSTERS

Residential, Corridors and Circulation Areas





# Orbis Ultra Slim Oyster

NEW

This stylish and slim Oyster Light is perfect for all modern residential applications, including bathrooms and kitchens, on account of its high ingress protection of IP54. Available in 3 sizes, each offering 3 colour temperatures in one fixture.

- High efficacy 110lm/W
- 18W, 24W, 32W
- 3 size options: Ø300x30mm, Ø420x30mm or Ø540x30mm
- Available in TRI colour via dip switch
- Double insulated
- Easy to install thanks to 6mm terminal block and quick connect backplate



## TRI Colour Oyster

The TRI Colour Oyster features a classic ceiling oyster design and allows selection of the light colour temperature at installation or later with the internal TRI colour switch to create the perfect lighting ambiance in premium residential or commercial applications.



- High efficacy 95lm/W
- Available in TRI colour via dip switch
- 4 size options: Ø250x88mm (13W), Ø300x105mm (15W), Ø350x110mm (18W) and Ø400x120mm (24W)
- Opal diffuser for homogeneous light distribution







# BULKHEADS

Walkways, Outdoor Areas & Security Lighting




# IP65 Bulkhead

NEW

ECO  
CLASS

IP65 Bulkhead is a stylish and contemporary designed luminaire. Suitable for all outdoor applications due to its high ingress and impact protection of IP65 and IK06. Made with polycarbonate materials to offer a high corrosion resistance from all elements. Available in round and oval, 3 wattages with a black or white finish.

- High efficacy 90lm/W
- Available in single colour 4000K or 6500K
- 5 size options: Round 15W, Ø180x45mm, Round 20W Ø220x45mm, Round 24W Ø280x60mm , Oval 15W 200x100x45mm, Oval 20W 265x132x45mm
- Polycarbonate housing





# FLOODLIGHTS

Car Parks, Walkways, Security Lighting Area and Sport Lighting



## Wattage Switch TRI Colour Floodlight

NEW

VALUE  
CLASS

This new versatile and robust Floodlight offers both 3 colour settings and 3 power options in one. With added protection on top of its IP65 and IK10 rating, these high efficient fittings also have 800 hours of salt spray test with corrosion resistant paint coating and a surge protection of up to 6KV.

- High efficacy 140lm/W
- 7 wattage options: 6/8/10W, 12/16/20W, 18/24/30W, 30/40/50W, 60/80/100W, 90/120/150W, 120/160/200W
- Tri colour in 3000K, 4000K and 6500K
- Symmetric or Asymmetric beam option
- Pre wired with 1m mains cable
- Aluminium housing





## High Power Floodlight

NEW

VALUE  
CLASS

The High Power Floodlight is ideal for many industrial and commercial floodlight projects. The floodlight can easily be switched for different wattages to suit the application. Available in two colour temperatures and a range of optics, 30 and 60 degree beam angles as well as an asymmetric version. Tough strong and bright.

- High efficacy 150lm/W
- 2 wattage options: 210W/250W/300W, 330W/420W/500W
- Available in single colour 4000K or 6500K
- Tough and durable design
- 30° or 60° or Asymmetric beam option
- Aluminium housing



## Security Floodlight

VALUE  
CLASS

The Security Floodlight with sensor option available, has classic style aesthetics, designed to suit your outdoor security needs. Easy installation and low energy consumption along with 180° head and sensor rotation, makes the floodlight the perfect outdoor residential fitting.



## Performance Floodlight

PERFOR-  
MANCE  
CLASS

The Performance Floodlight is a reliable and high efficacy floodlight with aluminium die-cast housing for general purpose applications. It provides a performance LED alternative to traditional double ended halogen lamp floodlights. A universal mounting bracket allows wall or surface mounting that tilts upwards or downwards.



- High efficacy 120lm/W
- Available in single colour 3000K, 4000K and 6500K
- 9 housing size options for different wattages: 10W (120lm/W), 20W (110lm/W), 30W (120lm/W), 50W (120lm/W), 65W (123lm/W), 80W (125lm/W), 125W (120lm/W), 165W (121lm/W) and 200W (120lm/W)



# Olympus Floodlight

PERFOR-  
MANCE  
CLASS

The Olympus Floodlight is a modular fitting with instant fit optics allowing for customised lighting and delivering the perfect performance. Suitable for wet and dry locations with weather and impact ratings of IP65 and IK08, the Olympus is robust and reliable, ideal for applications such as heavy industry, signage and billboards and architectural lighting.



- High efficacy 155lm/W
- Available in single colour 4000K, 5000K and 6500K
- 9 wattage options: 100W, 150W, 200W, 300W, 400W, 600W, 800W, 1000W and 1200W
- Custom made to suit your needs



IP65



IK07



50000h



LEDVANCE

5 year  
guarantee



# HIGHBAYS

Warehouse, Logistics, Cold Storage & Factories



## Performance Highbay

PERFOR-  
MANCE  
CLASS

The Performance Highbay is a reliable and high efficiency highbay fitting with aluminium die-cast housing for industrial and commercial applications. It provides a performance LED alternative to traditional highbays. The motion sensor compatibility offers additional energy savings. It's an ideal solution for either retrofit or new installations.

- High efficacy 140lm/W
- Available in single colour 4000K and 6500K
- 2 housing size options: Ø280mm (90W or 120W) and Ø321mm (150W or 200W)
- UV resistant high efficacy PC lens



## Wattage Switch TRI Colour Highbay

NEW

PERFOR-  
MANCE  
CLASS

Wattage Switch TRI Colour Highbay is a reliable and efficient luminaire, offering three colour temperatures and three power setting in one fitting, with a high lumen output up to 140lm/W. Available with 1-10V dimming, DALI and sensor options.

- High efficacy 150lm/w
- 2 wattage options: 60W/80W/100W, 125W/150W/200W
- Available in Tri colour in 4000K, 5000K and 6500K
- 1-10V Dimming, DALI option available
- Pre wired with 1.5m flex with plug
- Die-cast housing, UV resistant PC lens offer a durable service




# Kratos Highbay

PERFORMANCE  
CLASS

The Kratos is suitable for the most arduous of conditions. The Kratos is a powerful light source illuminating the darkest environments with ease. The Kratos is robust and reliable, fitted with high-grade aluminium die-cast housing and stainless steel hardware.

- High efficacy 160lm/W
- Available in single colour 3000K, 4000K, 5000K and 5700K
- 2 size options: Ø320mm (70W or 90W) and Ø430mm (150W, 200W or 300W)
- Custom made to suit your needs









# SENSORS AND DIMMERS

Residential, Offices and General Areas



## Value Dimmers

VALUE  
CLASS

The Value Dimmer provides you with optimised dimming of LED drivers and a wide multitude of traditional and LED lamps (dimming level and lamp dependent). With a rotary control for minimum or maximum brightness levels to suit your visual comfort. Suitable for all indoor residential, commercial and hospitality application.

- Suitable for lamps or light fixtures with 1-10V drive or universal control
- For indoor applications such as residential, commercial and hospitality



## PIR Motion Sensors

VALUE  
CLASS

The PIR Motion Sensors are energy efficient, stylish and versatile. 360° motion sensor with passive infrared detector for indoor AC 220-240V (50/60Hz) application. With adjustable timer and ambient luminance level. Suitable for ceiling or wall mounting with compatible dimming and remote controllers.

- Suitable for office, commercial areas, corridors and stairwells
- Available for daylight detection to switch on your lighting at dusk and off again at dawn



Recessed



Surface Mounted



Wall Mounted



## Microwave Motion Sensors

PERFOR-  
MANCE  
CLASS

The PIR Motion Sensors are energy efficient, stylish and versatile. 360° motion sensor with microwave detector for indoor AC 220-240V (50/60Hz) application. With adjustable timer and ambient luminance level. Suitable for ceiling or wall mounting with compatible dimming and remote controllers.



Recessed

- Suitable for office, commercial areas, corridors and stairwells
- Available for daylight detection to switch on your lighting at dusk and off again at dawn



Surface Mounted



Integral





# STREETLIGHTS

Street, Road and Area Lighting



## Theseus Streetlight

PERFORMANCE  
CLASS

The Theseus is an energy-efficient street light of up to 140 lumens per watt. Available in a wide range of wattages from 30W to 150W. With excellent heat dissipation, Theseus is a reliable fitting and modern in its design. Suitable for a range of outdoor applications such as street and pathway lighting, car parks, stadiums and airports, and with the optional daylight and motion sensor, you can potentially enhance power savings and reduce unwanted light pollution.



- High Efficacy 140lm/W
- Available in single colour 3000K, 4000K, 5000K, and 6000K
- 8 wattage options: 30W, 40W, 50W, 60W, 80W, 100W, 120W and 150W
- Lifetime @ L70 100,000 hours
- Input Voltage Range 100-277V AC 50/60Hz
- Dimming Control (optional) 0-10V, DALI
- Ambient Operating Temperature -40°C to +40°C
- Material Aluminium Optical Cover Polycarbonate or Tempered Glass
- Sensor compatible
- Available in DALI
- Premium quality patented (intellectual property compliant) LED chips
- Custom made to suit your needs



42mm Slip Fitter



60mm Slip Fitter



76mm Slip Fitter



## Solar Streetlight

PERFOR-  
MANCE  
CLASS

The Solar Streetlight is an all-in-one design with no wiring required for a flexible and simple installation. With an extremely high system, luminous efficacy of 185lm/W to maximise the battery performance and a rotatable LED module. Grade A bi-facial mono-crystalline solar panel, and an adjustable install arm, multi-angle adjustment, make solar panel easy to apply to sunlight trajectory from different directions. Available in 6 wattages and 4 colour options.



- High efficacy 185lm/W
- Available in single colour, 3000K, 4000K 5700K and 6500K
- 6 wattage options: 10W, 20W, 30W, 40W, 50W and 60W
- Slim design with shallow height of 136mm
- LiFeP04 battery: charge-discharge cycle 2000 times
- Battery overcharge, over-discharge, overheat, and short circuit protections
- Motion sensor: Available with or without sensor
- Intelligent controller: Rainy day intelligent delay
- Daylight sensor: Automatically turns on/off according to the brightness of daylight
- Applications: Streets, roads, parks, rural areas, pedestrian path lighting,
- Smooth surface housing: No vertical fins to block dust flow, leads to dust-free and easy cleaning







# HEALTHY BUILDING PRODUCTS

Office areas, Cars, and Bedrooms



## UV-C Desktop Air Purifier

The UV-C Desktop Air Purifier kills up to 99.9 % of viruses and bacteria in its immediate environment. It also removes pollen and micro dust from the air and eliminates odors, creating a pleasant and healthy living environment. At just 16cm high, it is small, lightweight and mobile so it can be quickly placed wherever it is needed. It is a sustainable and Eco-friendly solution using the power of light without any chemicals or toxic compounds.

- Kills COVID and other bacteria
- Disinfects without chemicals or toxic compounds
- Gives pathogens no opportunity to build up resistance
- Leaves no residue or discoloration
- Does not produce ozone above 240 nanometers



## UV-C Air Tube

The UV-C Air Tube contributes to better and healthier air quality in offices, commercial premises and medical practices, not just during COVID. The high-tech device cleans room air particularly effectively and entirely without chemicals – non-stop, even in the presence of people. It draws air in, disinfects it inside with the help of UV-C rays and releases it back into the room. Inactivating the microorganisms reduces the virus and bacteria load in the air to a minimum.

- Kills COVID and other bacteria  
Proven technology – air disinfection based on UV-C light
- Effective – inactivates up to 99.9 % of viruses and bacteria in one run
- Convenient – no filter, so it won't need replacing
- Quiet – extremely low-noise operation (ultra-silent)
- Safe – no leakage of UV-C rays, making it safe for humans and animals
- Gentle – chemical-free operation and ozone-free lamp
- Dimensions: 150 × 150 × 1 105 mm (H × W × L)
- Air flow rate of approx. 70 m<sup>3</sup>/h with two low-noise fans. Recommended room size per device: 20 m<sup>2</sup> at a ceiling height of 2.8 m.
- Ready for connection including a 3 m cable and plug. On/off switch integrated in the front.
- Housing: aluminium (white, powder coated), grey end caps
- Lifetime: lamp 10 000 h, fan 25 000 h
- Optional accessories: wall mount, horizontal stand, vertical stand, pendant kit
- UV-C spectrum: effective peak wavelength of 254 nm
- Including UV-C lamp: LEDVANCE T8 55 W/G13



Suspended



Vertical



Wall Mounted



Horizontal









# LEDVANCE LAMP RANGE

## LED LAMP



### TruWave LED Lamps



Scan for more information



### TRI Colour TruWave LED Lamps



Scan for more information



### LED Lamps



Scan for more information



### LED Tubes



Scan for more information

# LEDVANCE LAMP RANGE

## TRADITIONAL LAMP



### Halogen Lamps



Scan for more information



### Compact Fluorescent Lamps



Scan for more information



### High Intensity Discharge Lamps



Scan for more information



### Fluorescent Lamps



Scan for more information



### Incandescent Lamps



Scan for more information

## ABOUT LEDVANCE

With offices in more than 50 countries and business activities in more than 140 countries, LEDVANCE is one of the world's leading general lighting providers for professional users and end consumers. Having emerged from the general lighting business of OSRAM GmbH, LEDVANCE offers a wide ranging assortment of LED luminaires for a broad spectrum of application areas, intelligent lighting products for Smart Homes and Buildings, one of the largest LED lamps portfolios in the industry as well as traditional light sources.



# LEDVANCE

Customer Service  
Email: [sales.au@ledvance.com](mailto:sales.au@ledvance.com)  
Ph: 1300 467 726

Ledvance Pty Ltd  
Unit 3, 83 Derby St,  
Silverwater NSW 2128  
Australia

**LEDVANCE.COM.AU**

