

VCI230DS

30-INCH CUSTOM INSERT

MASTERPIECE® SERIES



FEATURES & BENEFITS

- Suitable for wall or island applications
- Three fan speeds
- Built-in 'clean filter' reminder light illuminates after 40 hours of operation
- Delayed shut-off tackles lingering odors for up to 10 minutes
- Powerfully quiet® ventilation systems

ACCESSORIES (OPTIONAL)

25 ft. Blower Connector Cable - EXTNCB25

For use with the following Inline and Remote Blowers: VTR630P, VTR1030P, VTR1330P, VTI610P, VTI1010P

Custom Hood Liner	LINER30
Remote Control Panel	VCI2REMFS
30" Baffle Filter	BAFFLT30

Roofplates

RFPLT600P - For use with 600 CFM Remote Blower VTR630P

RFPLT1000P - For use with 1000 CFM Remote Blower VTR1030P and 1300 CFM Blower VTR1330P

8" Wall Cap	WC8
10" Wall Cap	WC10
Roof Jack and Transition	RJ310



Remote Control Panel



Baffle Filters

GENERAL PROPERTIES

Operating Mode	Ducted
Number of Speed Settings	3-Stage
Motor Location	N/A
Number of Lights	2
Bulb Type	20 W - G4 Base
Total Power of the Lamps (W)	20 W
Damper Included	No
Grease Filter Material	Washable Synthetic
Grease Filter Type	Mesh

TECHNICAL DETAILS

Watts (W)	40 W
Current (A)	15 A
Volts (V)	120 V
Frequency (Hz)	60 Hz
Plug Type	120V-3 Prong
Power Cord / Conduit Length (in)	51 1/8"

DIMENSIONS & WEIGHT

Overall Appliance Dimensions (Width of Canopy Included) (HxWxD) (in)	5 3/4" x 28" x 18 5/8"
Required Distance Above Cooktop/Range Cooking Surface	30" Electric / 30" Gas
Diameter of Air Duct (in.) Top	10"
Net Weight (lbs)	24 lbs

ACCESSORIES (REQUIRED)

Blower (Sold Separately)

BLOWER OPTIONS

Remote Blowers (Mounted to Roof or External Wall)	VTR630P - 600 CFM
	VTR1030P - 1000 CFM
	VTR1330P - 1300 CFM
Inline Blowers (Mounted Between Kitchen and External Wall)	VTI610P - 600 CFM
	VTI1010P - 1000 CFM
Integrated Blower (Mounted in Hood)	VTI610P* - 600 CFM
	VTI1010P* - 1000 CFM

WARRANTY

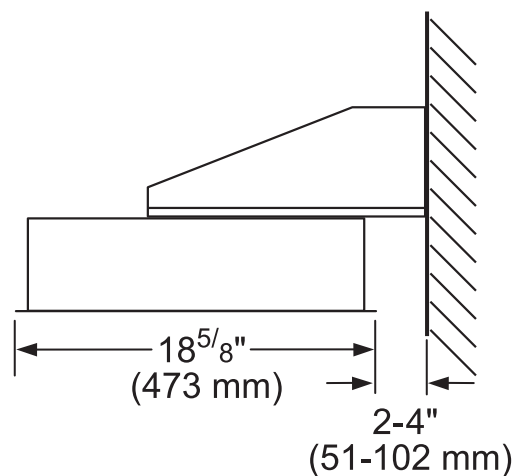
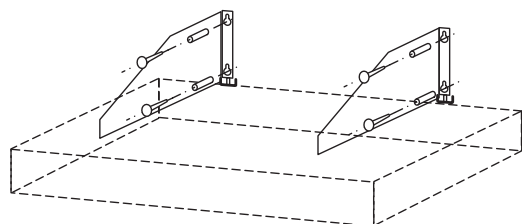
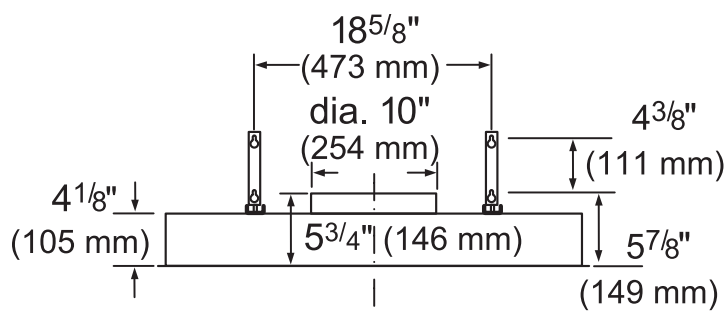
Limited Warranty Parts and Labor	2 Year
----------------------------------	--------

*Inline blower can be used as an integrated solution. Refer to installation manual for details.

VCI230DS **30-INCH CUSTOM INSERT** **MASTERPIECE® SERIES**



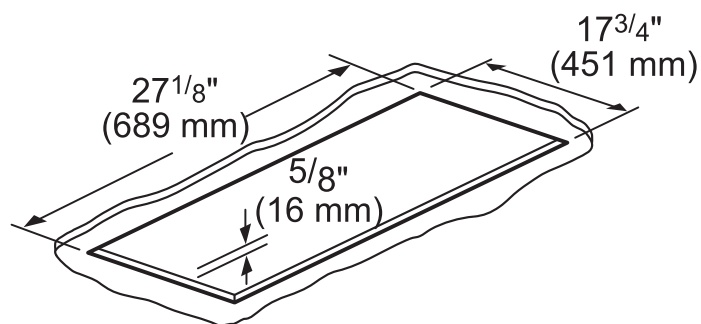
HOOD DIMENSIONS



measurements in inches and mm

measurements in inches and mm

CUTOUT FOR INSERT WITHOUT LINER ACCESSORY



VCI230DS

30-INCH CUSTOM INSERT

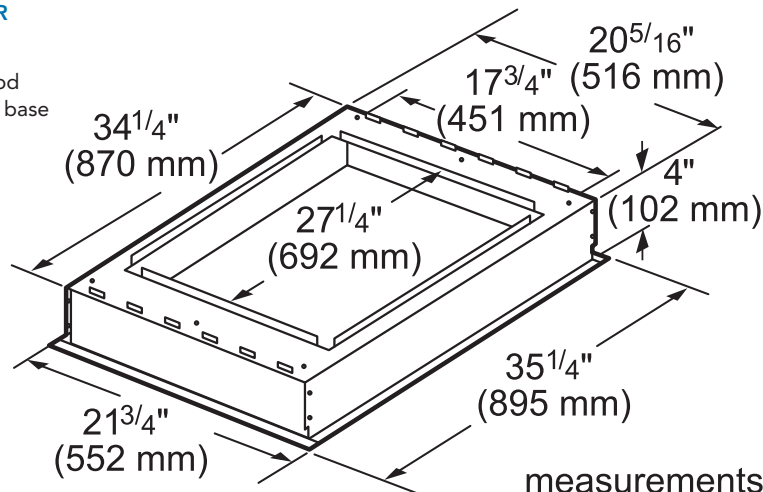
MASTERPIECE® SERIES



OPTIONAL ACCESSORIES

CUSTOM HOOD LINER LINER30

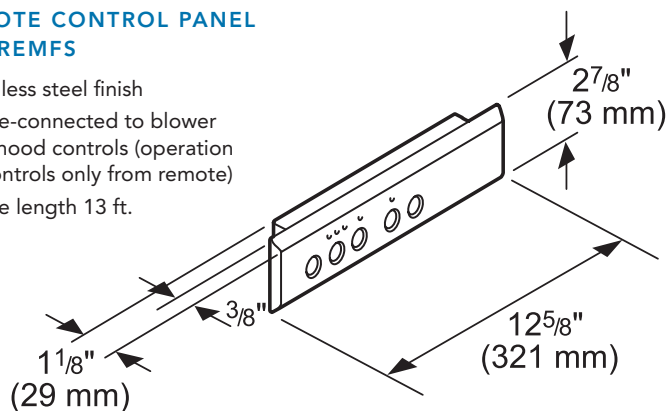
- Stainless steel custom hood liner protects the exterior base of custom insert



measurements in inches and mm

REMOTE CONTROL PANEL VCI2REMFS

- Stainless steel finish
- Cable-connected to blower and hood controls (operation of controls only from remote)
- Cable length 13 ft.



measurements in inches and mm

BAFFLE FILTER BAFFLT30 30" WIDE

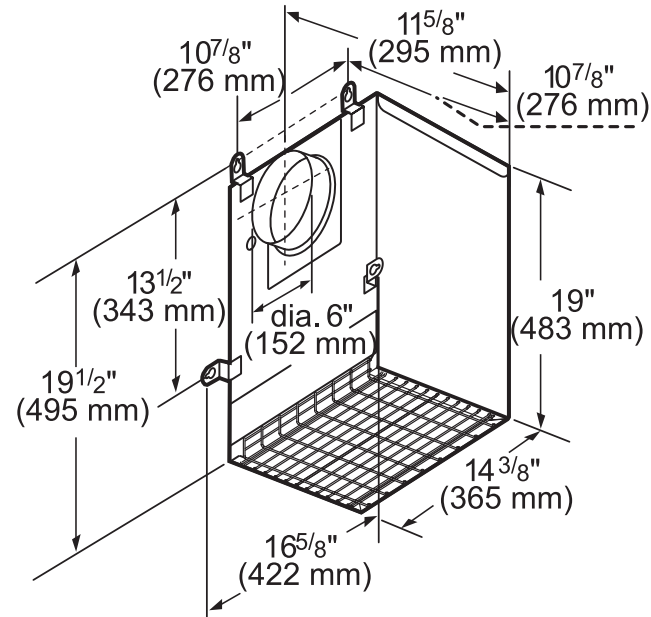
- Stainless steel finish
- Unique low profile design maximizes grease capture
- Dishwasher-safe for easy cleanup

VC1230DS **30-INCH CUSTOM INSERT** **MASTERPIECE® SERIES**



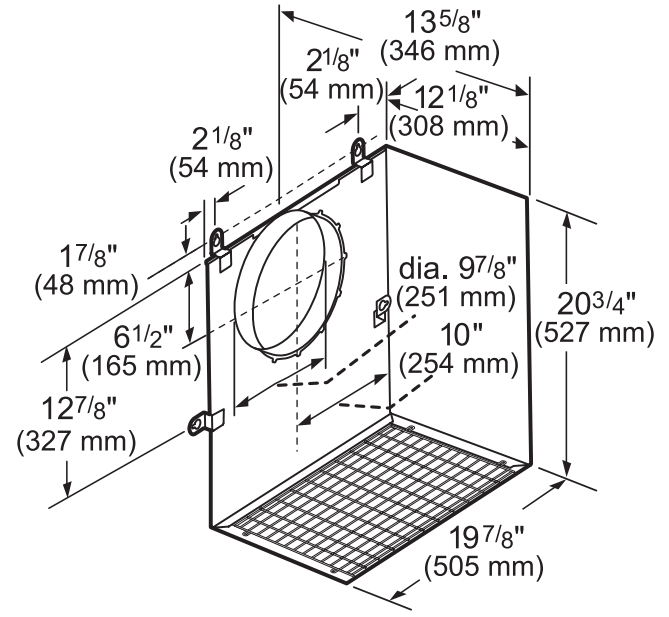
REMOTE BLOWERS (MOUNTED TO ROOF OR EXTERNAL WALL)

VTR630P-600 CFM



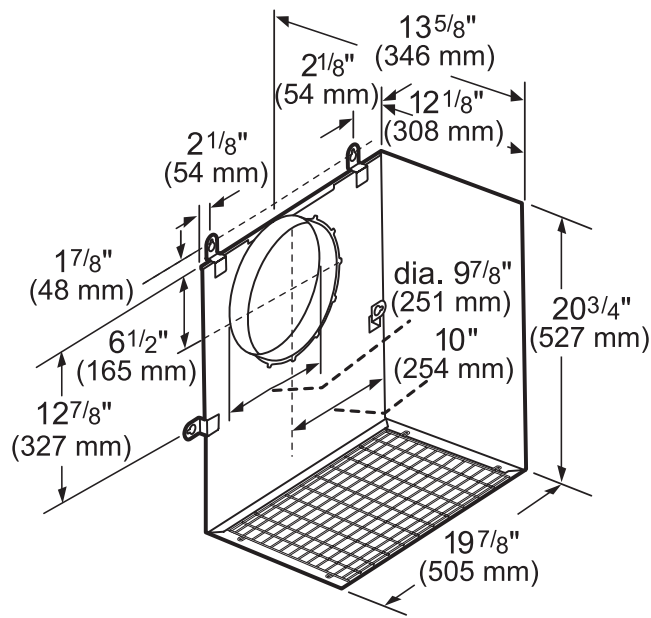
measurements in inches and mm

VTR1030P-1000 CFM



measurements in inches and mm

VTR1330P-1300 CFM



measurements in inches and mm

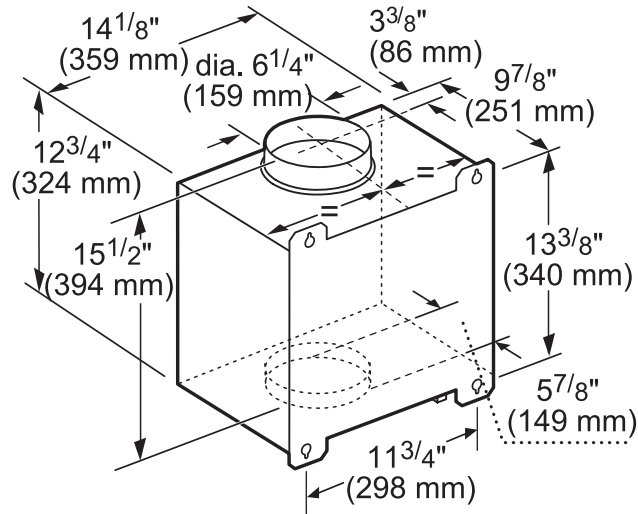
VCI230DS **30-INCH CUSTOM INSERT** **MASTERPIECE® SERIES**



INLINE BLOWERS (MOUNTED BETWEEN KITCHEN AND EXTERNAL WALL)

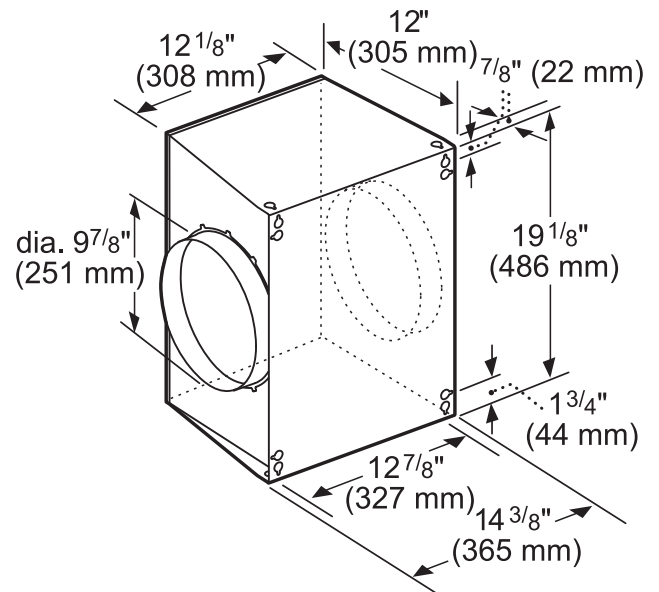
*Inline blower can be used as an integrated solution. Refer to installation manual for details.

VTI610P-600 CFM



measurements in inches and mm

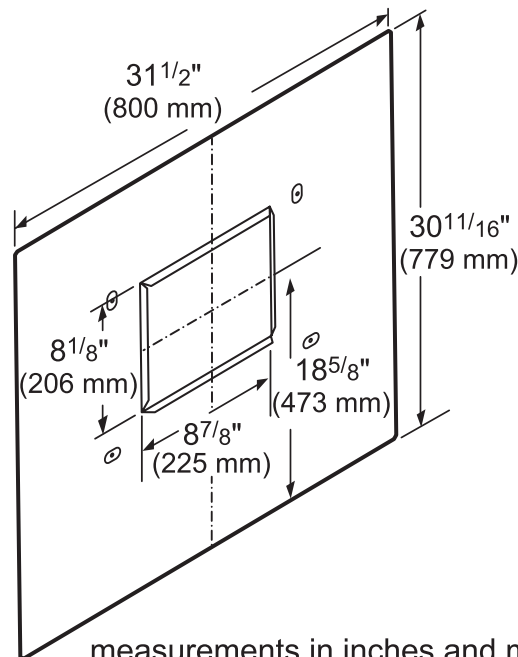
VTI1010P-1000 CFM



measurements in inches and mm

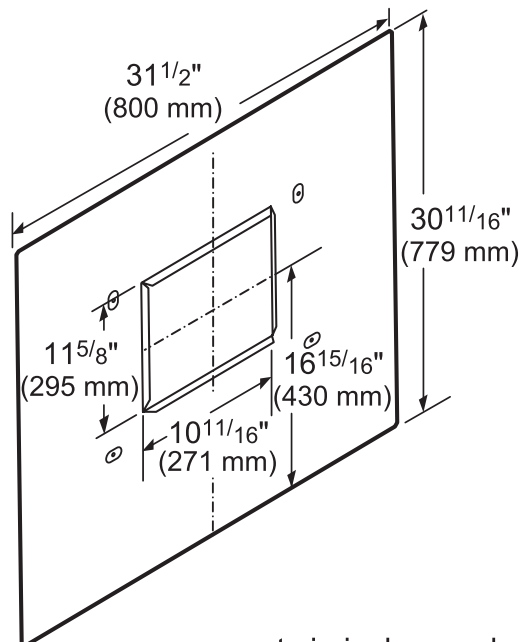
REMOTE BLOWER ACCESSORIES

ROOFPLATE-RFPLT600P



measurements in inches and mm

ROOFPLATE-RFPLT1000P



measurements in inches and mm

EXTNCB25

25 ft. Blower Connector Cable for use with the following Inline and Remote blowers: VTR630P, VTR1030P, VTR1330P, VTI610P, VTI1010P

VC1230DS

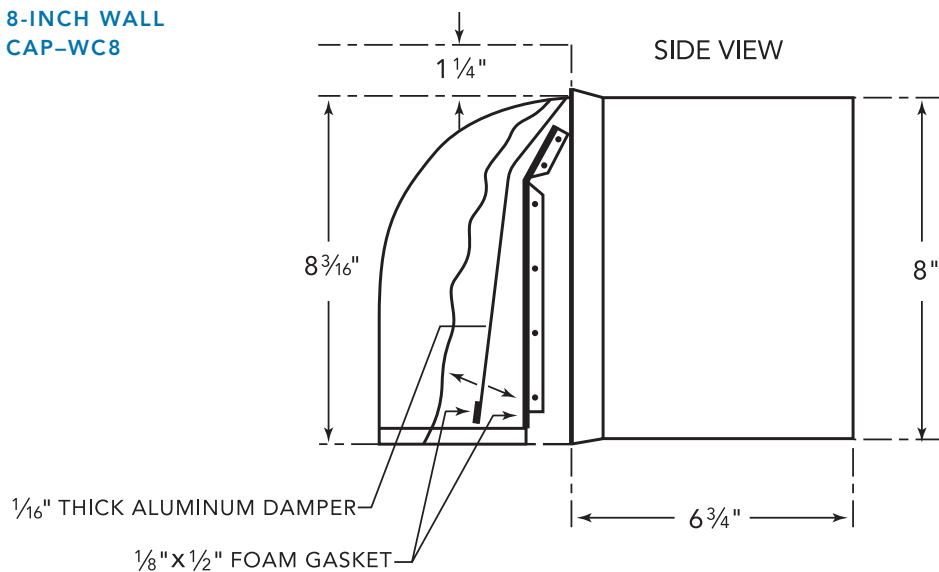
30-INCH CUSTOM INSERT

MASTERPIECE® SERIES



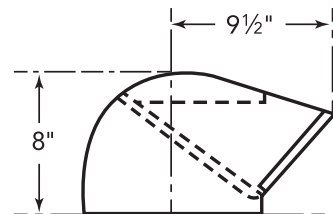
WALL CAPS

8-INCH WALL CAP-WC8

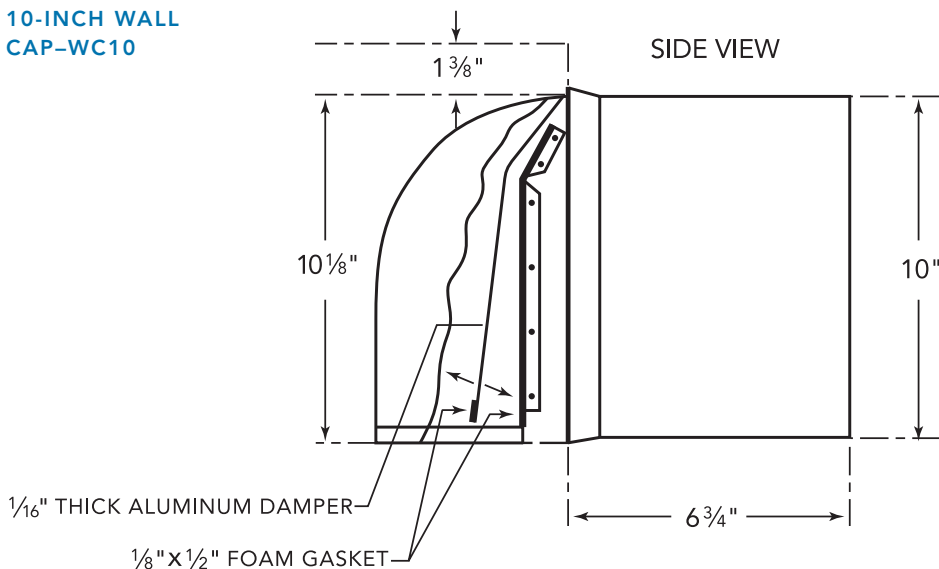


ROOF JACK

ROOF JACK-RJ310



10-INCH WALL CAP-WC10



These warranties give you specific legal rights and you may have other rights that vary from state to state. Full warranty and limited warranty from date of installation. For complete warranty details, refer to your Use & Care manual, or ask your dealer.

Specifications are for planning purposes only. Refer to installation instructions and consult your countertop supplier prior to making counter opening. Consult with a heating and ventilation engineer for your specific ventilation requirements. For the most detailed information, refer to installation instructions accompanying product or write to Thermador indicating the model number. Specifications are correct at time of printing. Thermador reserves the right to change product specifications or design without notice. Some models are certified for use in Canada. Thermador is not responsible for products that are transported from the U.S. for use in Canada.