

Test Report No.60364501 002

Appendix D: Radiated and Mains Spurious Emission Data

(File: 60364501 002 Appendix D)

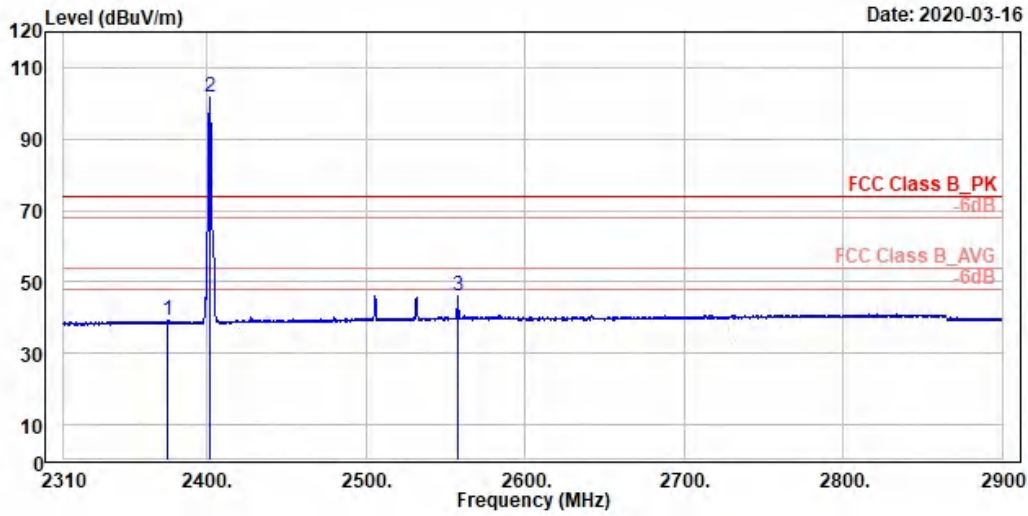
Contents

Spurious Emissions, Bandedge, 1-DH5	2
Spurious Emissions, Bandedge, 3-DH5	14
Spurious Emissions, TX Mode, 9kHz-30MHz, 1-DH5	26
Spurious Emissions, TX Mode, 30MHz-1GHz, 1-DH5.....	28
Spurious Emissions, TX Mode, 1GHz-26.5GHz, 1-DH5	30
Spurious Emissions, TX Mode, 1GHz-26.5GHz, 3-DH5	36
Spurious Emissions, AC Mains.....	42

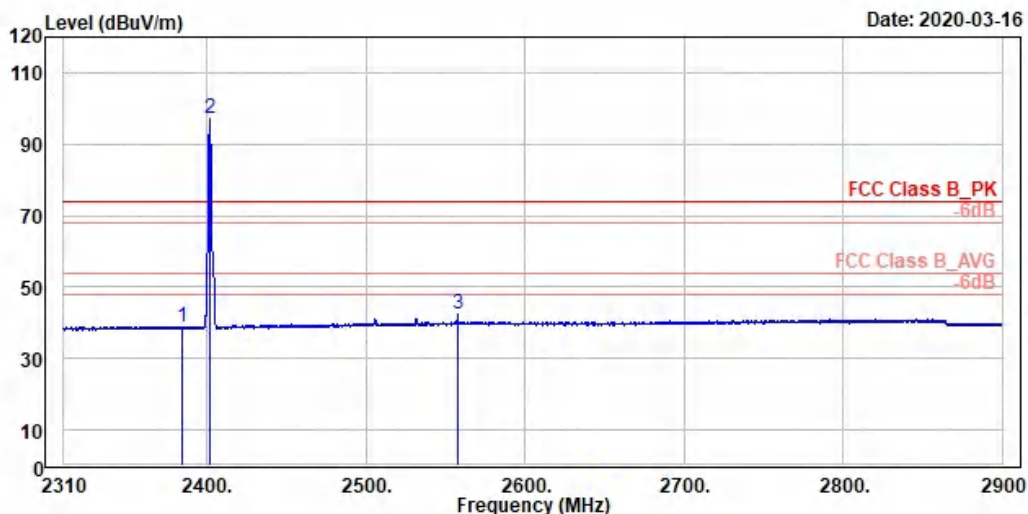
**Spurious Emissions, Bandedge, 1-DH5
2402MHz**



TUV Rheinland Taiwan Ltd.
No. 458-18, Sec 2, Fenliao, Linkou Dist., New Taipei City 244, Taiwan(R.O.C.)
Tel:+886-2172-1000 Fax:+886-2172-1322

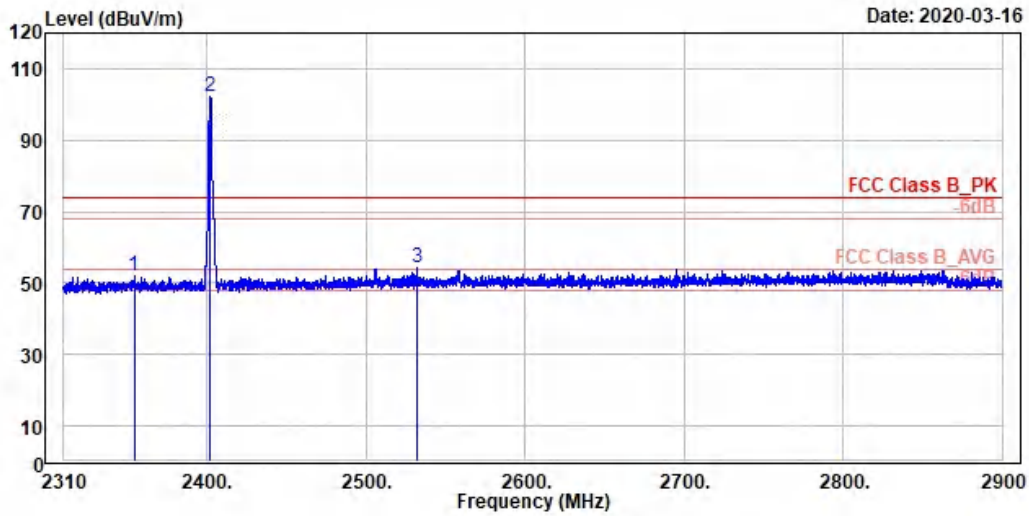


	Freq	Level	Read Level	Factor	Limit Line	Over Limit	APos	TPos	Remark	Pol/Phase
	MHz	dBuV/m	dBuV	dB/m	dBuV/m	dB	cm	deg		
1	2375.608	39.46	2.30	37.16	54.00	-14.54	278	359	Average	Horizontal
2 *	2402.000	101.60	64.45	37.15	54.00	47.60	278	359	Average	Horizontal
3	2557.800	46.08	8.18	37.90	54.00	-7.92	278	359	Average	Horizontal

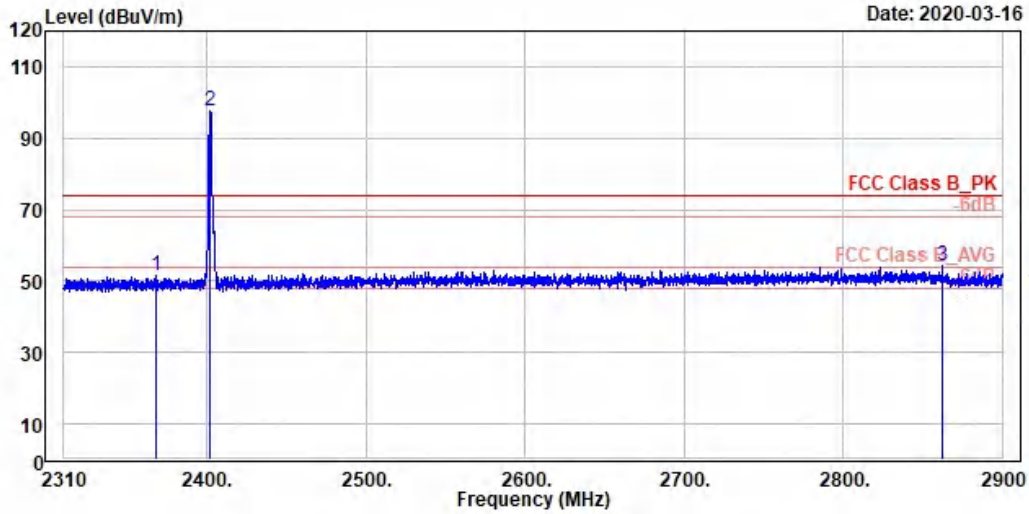


Date: 2020-03-16

	Freq	Level	Read Level	Factor	Limit Line	Over Limit	APos	TPos	Remark	Pol/Phase
	MHz	dBuV/m	dBuV	dB/m	dBuV/m	dB	cm	deg		
1	2384.104	38.84	1.69	37.15	54.00	-15.16	375	297	Average	Vertical
2 *	2402.000	97.00	59.85	37.15	54.00	43.00	375	297	Average	Vertical
3	2557.800	42.34	4.44	37.90	54.00	-11.66	375	297	Average	Vertical



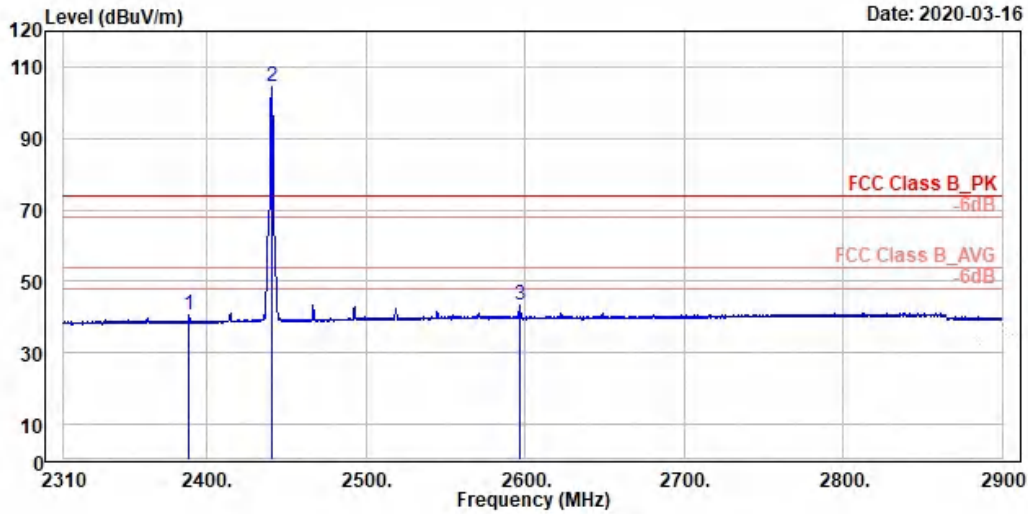
	Freq	Level	Read Level	Factor	Limit Line	Over Limit	APos	TPos	Remark	Pol/Phase
	MHz	dBuV/m	dBuV	dB/m	dBuV/m	dB	cm	deg		
1	2354.132	52.08	14.91	37.17	74.00	-21.92	278	359	Peak	Horizontal
2 *	2402.000	102.18	65.03	37.15	74.00	28.18	278	359	Peak	Horizontal
3	2532.430	54.43	16.60	37.83	74.00	-19.57	278	359	Peak	Horizontal



	Freq	Level	Read Level	Factor	Limit Line	Over Limit	APos	TPos	Remark	Pol/Phase
	MHz	dBuV/m	dBuV	dB/m	dBuV/m	dB	cm	deg		
1	2367.820	51.38	14.22	37.16	74.00	-22.62	375	297	Peak	Vertical
2 *	2402.000	97.59	60.44	37.15	74.00	23.59	375	297	Peak	Vertical
3	2862.712	54.47	16.40	38.07	74.00	-19.53	375	297	Peak	Vertical

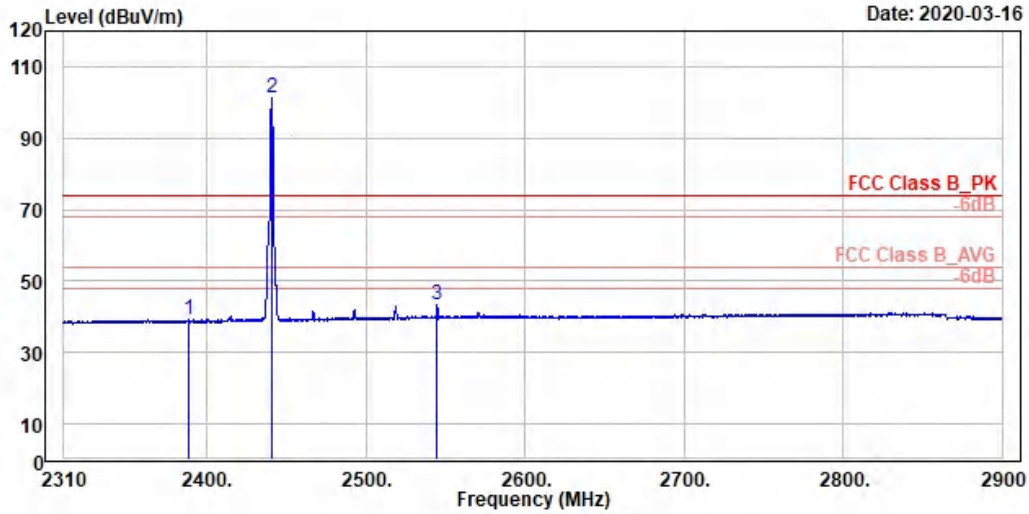


TUV Rheinland Taiwan Ltd.
 No. 458-18, Sec 2, Fenliiao, Linkou Dist., New Taipei City 244, Taiwan(R.O.C.)
 Tel:+886-2172-1000 Fax:+886-2172-1322



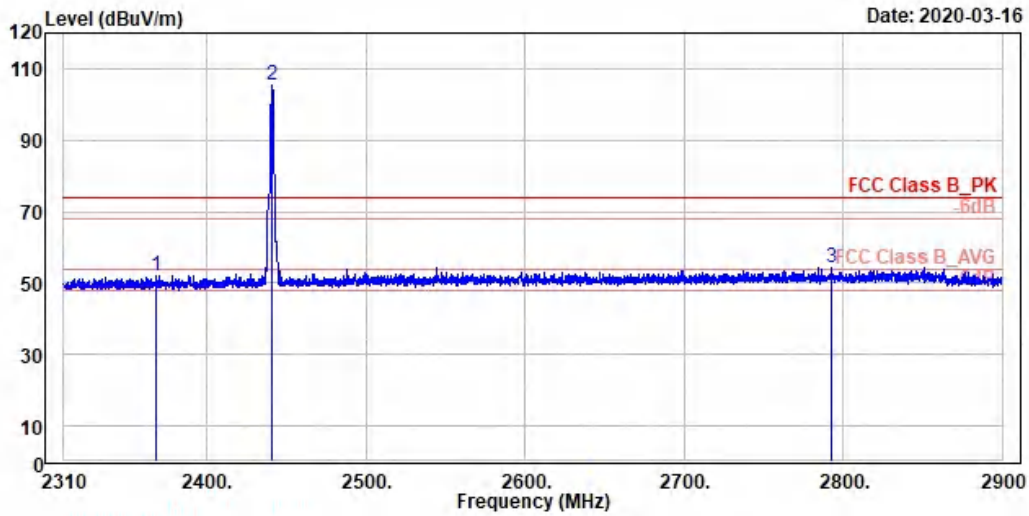
Date: 2020-03-16

	Freq	Level	Read Level	Factor	Limit Line	Over Limit	APos	TPos	Remark	Pol/Phase
	MHz	dBuV/m	dBuV	dB/m	dBuV/m	dB	cm	deg		
1	2388.824	40.74	3.60	37.14	54.00	-13.26	142	360	Average	Horizontal
2 *	2441.000	104.67	67.32	37.35	54.00	50.67	142	360	Average	Horizontal
3	2596.858	43.43	5.64	37.79	54.00	-10.57	142	360	Average	Horizontal



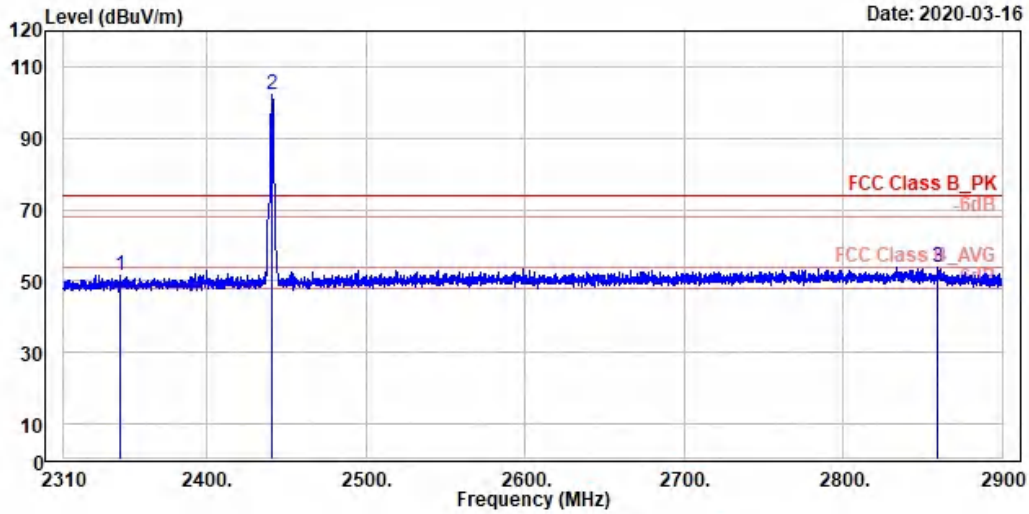
Date: 2020-03-16

	Freq	Level	Read Level	Factor	Limit Line	Over Limit	APos	TPos	Remark	Pol/Phase
	MHz	dBuV/m	dBuV	dB/m	dBuV/m	dB	cm	deg		
1	2388.588	39.12	1.98	37.14	54.00	-14.88	101	354	Average	Vertical
2 *	2441.000	101.44	64.09	37.35	54.00	47.44	101	354	Average	Vertical
3	2544.702	43.30	5.41	37.89	54.00	-10.70	101	354	Average	Vertical



Date: 2020-03-16

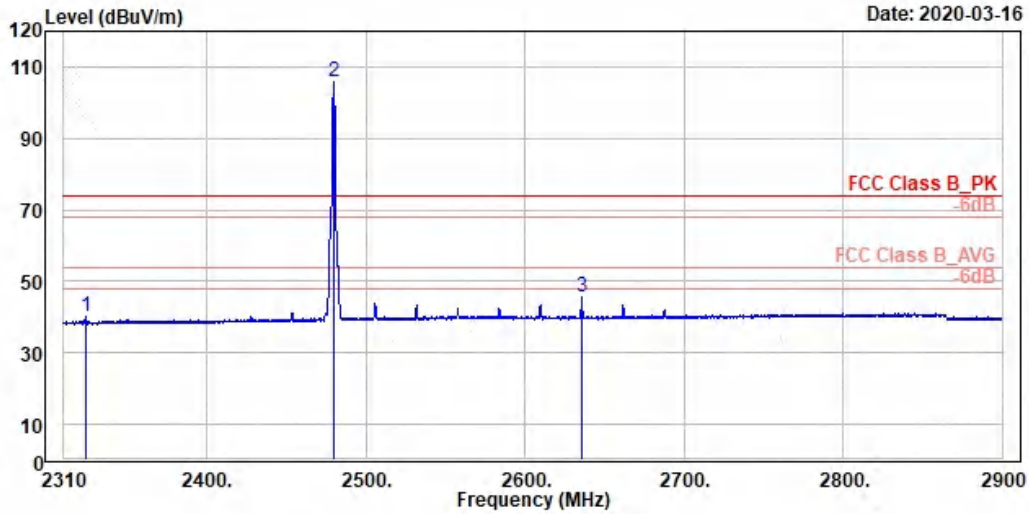
	Freq	Level	Read Level	Factor	Limit Line	Over Limit	APos	TPos	Remark	Pol/Phase
	MHz	dBuV/m	dBuV	dB/m	dBuV/m	dB	cm	deg		
1	2368.056	52.22	15.06	37.16	74.00	-21.78	142	360	Peak	Horizontal
2 *	2441.000	105.23	67.88	37.35	74.00	31.23	142	360	Peak	Horizontal
3	2792.856	54.49	16.37	38.12	74.00	-19.51	142	360	Peak	Horizontal



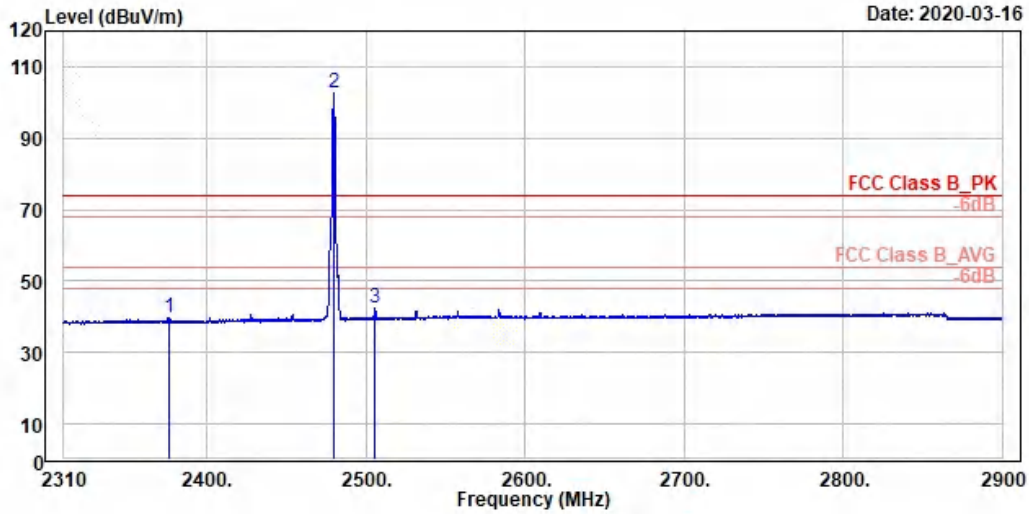
	Freq	Level	Read Level	Factor	Limit Line	Over Limit	APos	TPos	Remark	Pol/Phase
	MHz	dBuV/m	dBuV	dB/m	dBuV/m	dB	cm	deg		
1	2345.400	51.57	14.40	37.17	74.00	-22.43	101	354	Peak	Vertical
2 *	2441.000	102.01	64.66	37.35	74.00	28.01	101	354	Peak	Vertical
3	2859.880	54.02	15.94	38.08	74.00	-19.98	101	354	Peak	Vertical



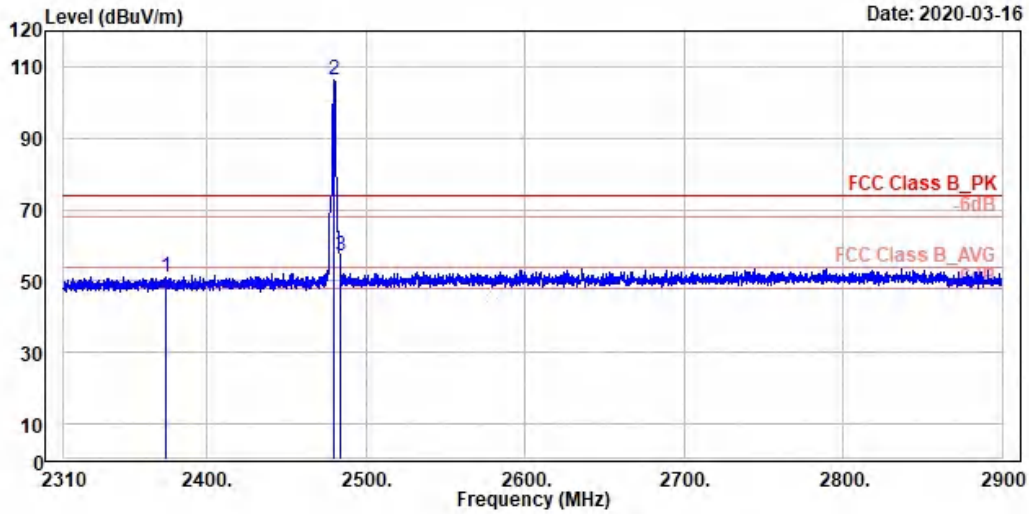
TUV Rheinland Taiwan Ltd.
 No. 458-18, Sec 2, Fenliao, Linkou Dist., New Taipei City 244, Taiwan(R.O.C.)
 Tel:+886-2172-1000 Fax:+886-2172-1322



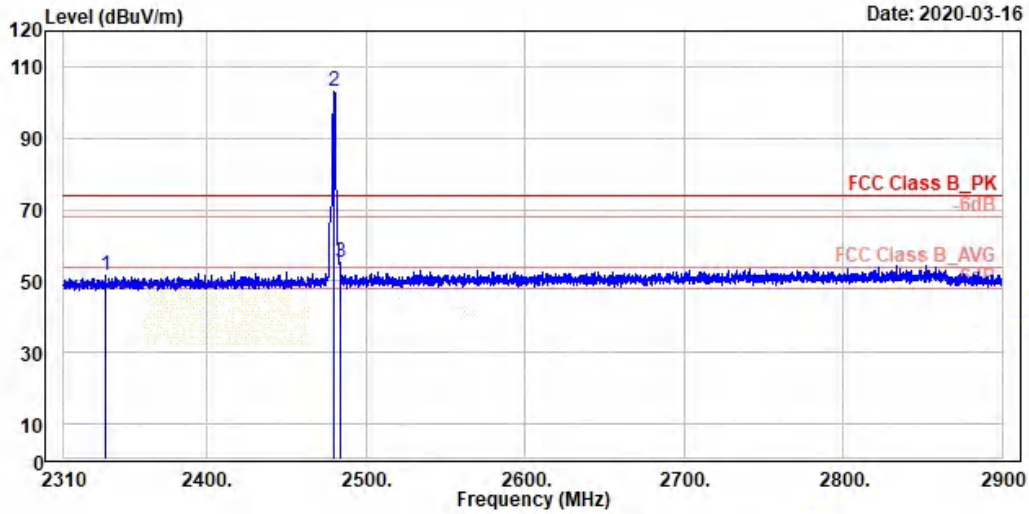
	Freq	Level	Read Level	Factor	Limit Line	Over Limit	APos	TPos	Remark	Pol/Phase
	MHz	dBuV/m	dBuV	dB/m	dBuV/m	dB	cm	deg		
1	2323.570	40.33	3.19	37.14	54.00	-13.67	172	2	Average	Horizontal
2 *	2480.000	105.70	68.14	37.56	54.00	51.70	172	2	Average	Horizontal
3	2635.798	45.43	7.81	37.62	54.00	-8.57	172	2	Average	Horizontal



	Freq	Level	Read Level	Factor	Limit Line	Over Limit	APos	TPos	Remark	Pol/Phase
	MHz	dBuV/m	dBuV	dB/m	dBuV/m	dB	cm	deg		
1	2375.726	39.74	2.58	37.16	54.00	-14.26	102	66	Average	Vertical
2 *	2480.000	102.52	64.96	37.56	54.00	48.52	102	66	Average	Vertical
3	2505.880	42.39	4.70	37.69	54.00	-11.61	102	66	Average	Vertical



	Freq	Level	Read Level	Factor	Limit Line	Over Limit	APos	TPos	Remark	Pol/Phase
	MHz	dBuV/m	dBuV	dB/m	dBuV/m	dB	cm	deg		
1	2374.074	50.96	13.81	37.15	74.00	-23.04	172	2	Peak	Horizontal
2 *	2480.000	106.21	68.65	37.56	74.00	32.21	172	2	Peak	Horizontal
3	2483.500	56.88	19.31	37.57	74.00	-17.12	172	2	Peak	Horizontal

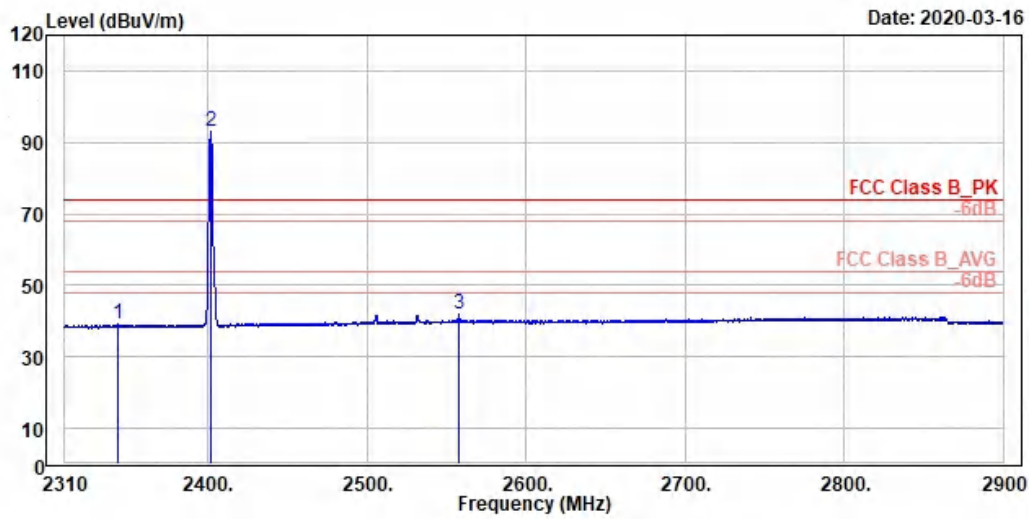


	Freq	Level	Read Level	Factor	Limit Line	Over Limit	APos	TPos	Remark	Pol/Phase
	MHz	dBuV/m	dBuV	dB/m	dBuV/m	dB	cm	deg		
1	2336.196	51.40	14.24	37.16	74.00	-22.60	102	66	Peak	Vertical
2 *	2480.000	103.07	65.51	37.56	74.00	29.07	102	66	Peak	Vertical
3	2483.500	55.16	17.59	37.57	74.00	-18.84	102	66	Peak	Vertical

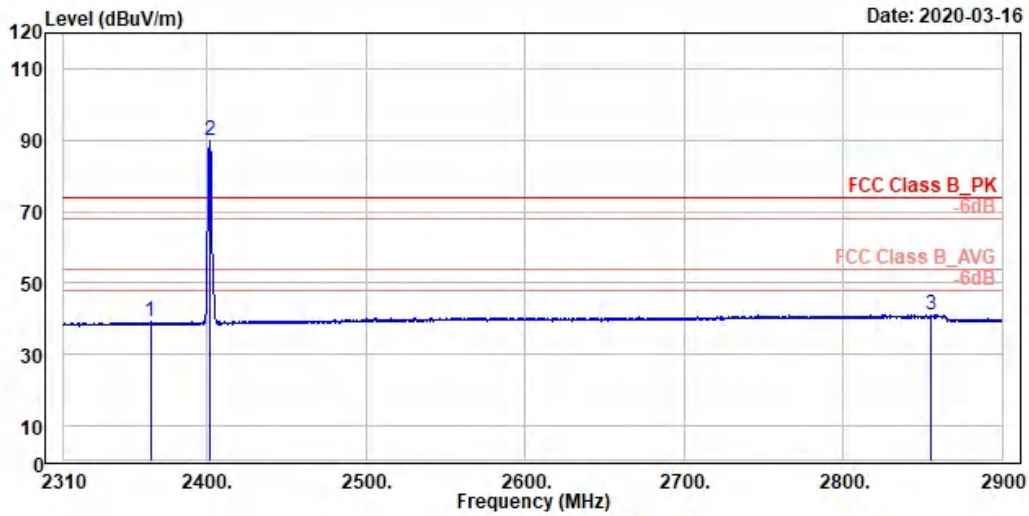
**Spurious Emissions, Bandedge, 3-DH5
2402MHz**



TUV Rheinland Taiwan Ltd.
No. 458-18, Sec 2, Fenliao, Linkou Dist., New Taipei City 244, Taiwan(R.O.C.)
Tel: +886-2172-1000 Fax: +886-2172-1322

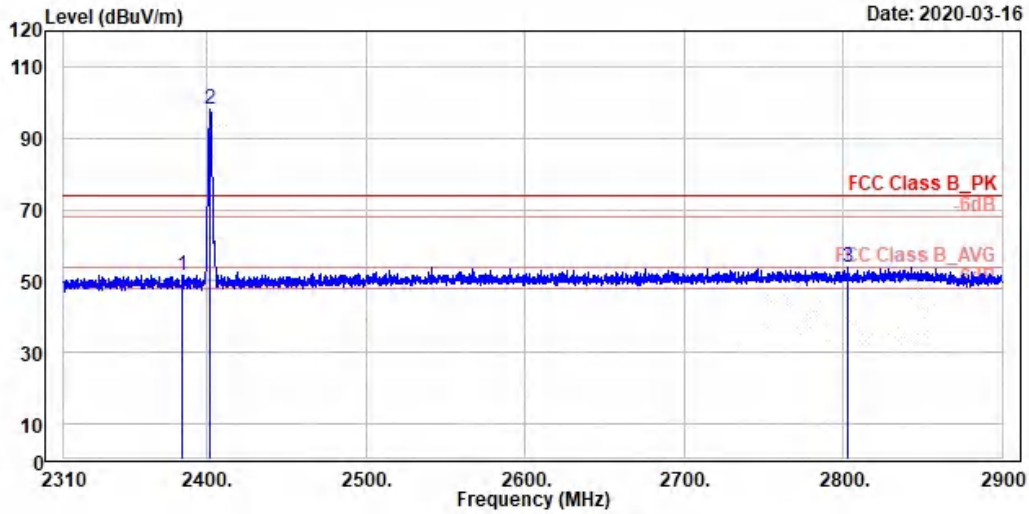


	Freq	Level	Read Level	Factor	Limit Line	Over Limit	APos	TPos	Remark	Pol/Phase
	MHz	dBuV/m	dBuV	dB/m	dBuV/m	dB	cm	deg		
1	2343.040	39.03	1.86	37.17	54.00	-14.97	278	360	Average	Horizontal
2 *	2402.000	93.00	55.85	37.15	54.00	39.00	278	360	Average	Horizontal
3	2557.800	41.82	3.92	37.90	54.00	-12.18	278	360	Average	Horizontal

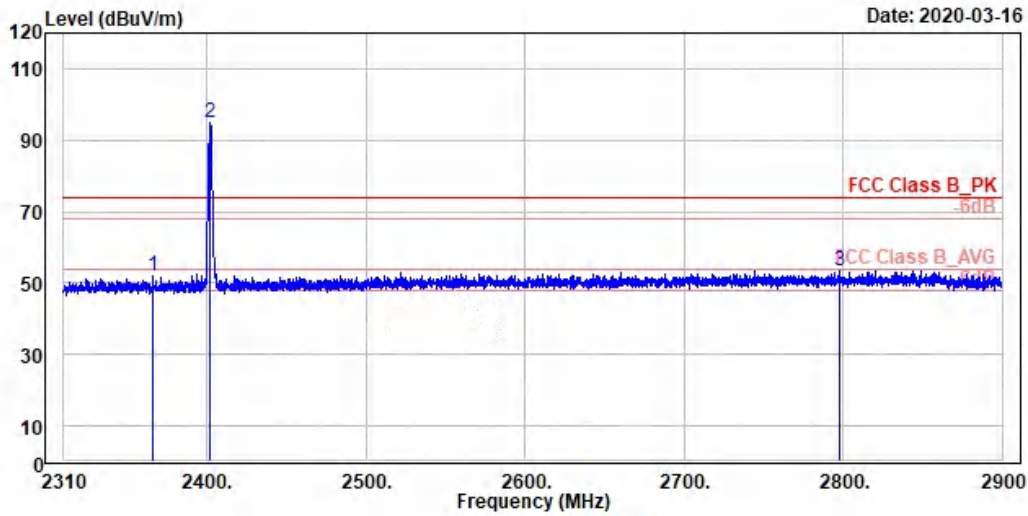


Date: 2020-03-16

	Freq	Level	Read Level	Factor	Limit Line	Over Limit	APos	TPos	Remark	Pol/Phase
	MHz	dBuV/m	dBuV	dB/m	dBuV/m	dB	cm	deg		
1	2364.398	39.02	1.86	37.16	54.00	-14.98	118	353	Average	Vertical
2 *	2402.000	89.84	52.69	37.15	54.00	35.84	118	353	Average	Vertical
3	2855.278	41.07	2.99	38.08	54.00	-12.93	118	353	Average	Vertical



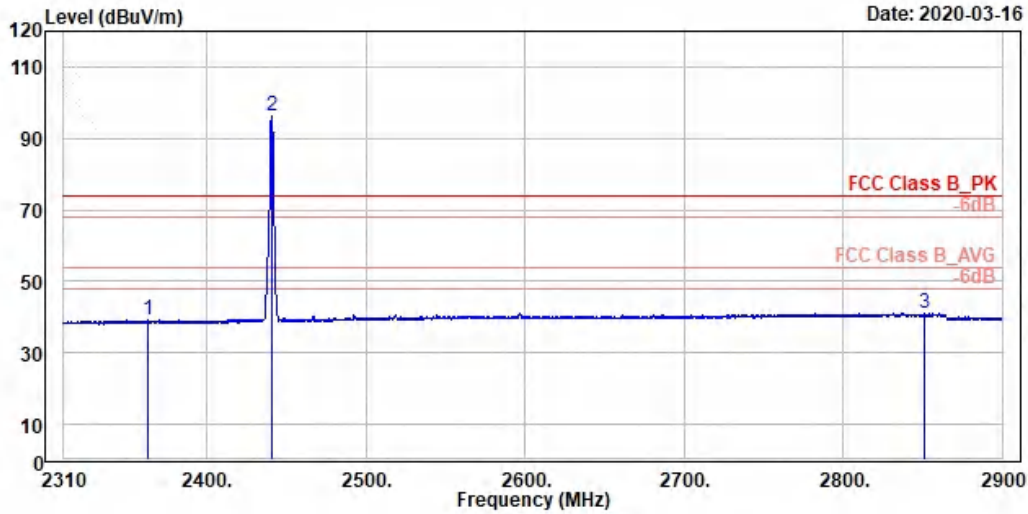
	Freq	Level	Read Level	Factor	Limit Line	Over Limit	APos	TPos	Remark	Pol/Phase
	MHz	dBuV/m	dBuV	dB/m	dBuV/m	dB	cm	deg		
1	2384.812	51.71	14.56	37.15	74.00	-22.29	278	360	Peak	Horizontal
2 *	2402.000	98.13	60.98	37.15	74.00	24.13	278	360	Peak	Horizontal
3	2803.358	53.88	15.76	38.12	74.00	-20.12	278	360	Peak	Horizontal



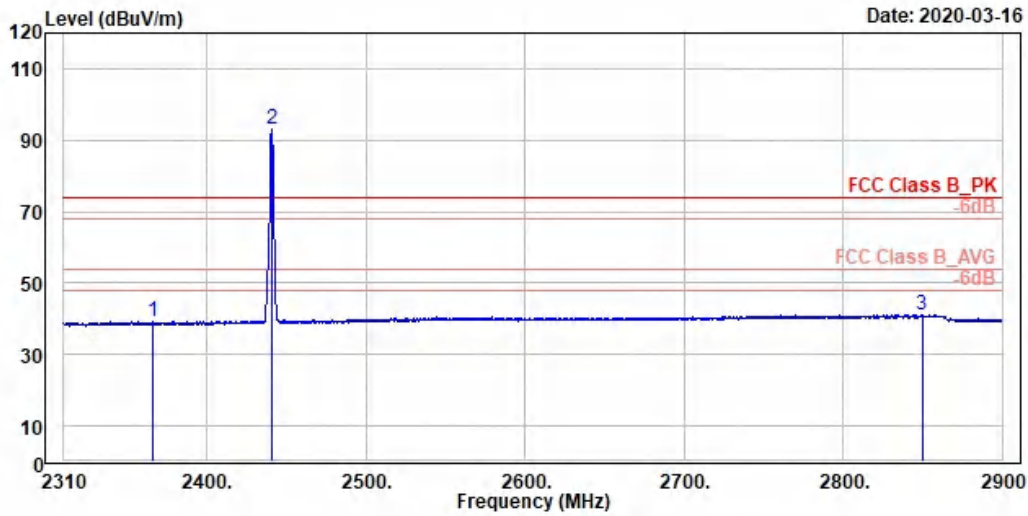
	Freq	Level	Read Level	Factor	Limit Line	Over Limit	APos	TPos	Remark	Pol/Phase
	MHz	dBuV/m	dBuV	dB/m	dBuV/m	dB	cm	deg		
1	2365.696	52.01	14.85	37.16	74.00	-21.99	118	353	Peak	Vertical
2 *	2402.000	94.76	57.61	37.15	74.00	20.76	118	353	Peak	Vertical
3	2798.166	53.49	15.37	38.12	74.00	-20.51	118	353	Peak	Vertical



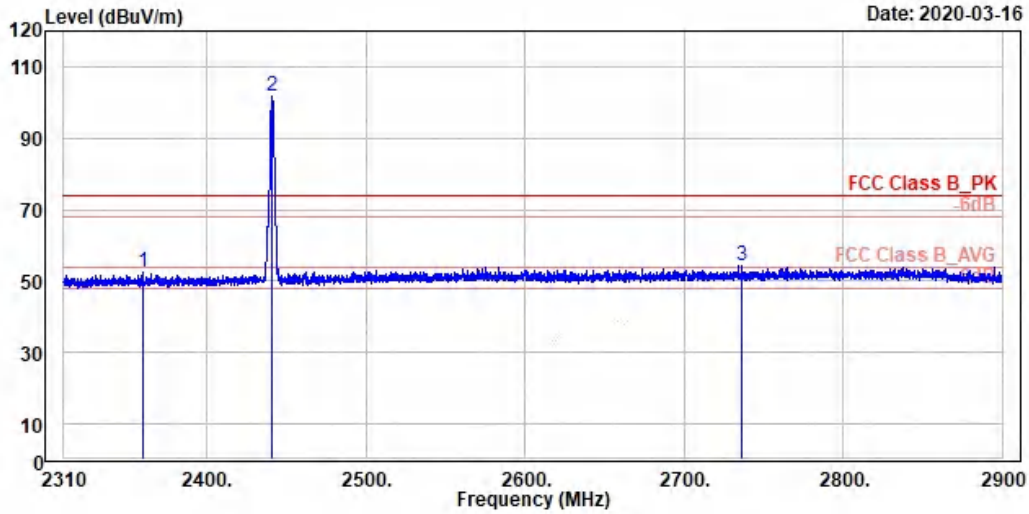
TUV Rheinland Taiwan Ltd.
 No. 458-18, Sec 2, Fenliao, Linkou Dist., New Taipei City 244, Taiwan(R.O.C.)
 Tel:+886-2172-1000 Fax:+886-2172-1322



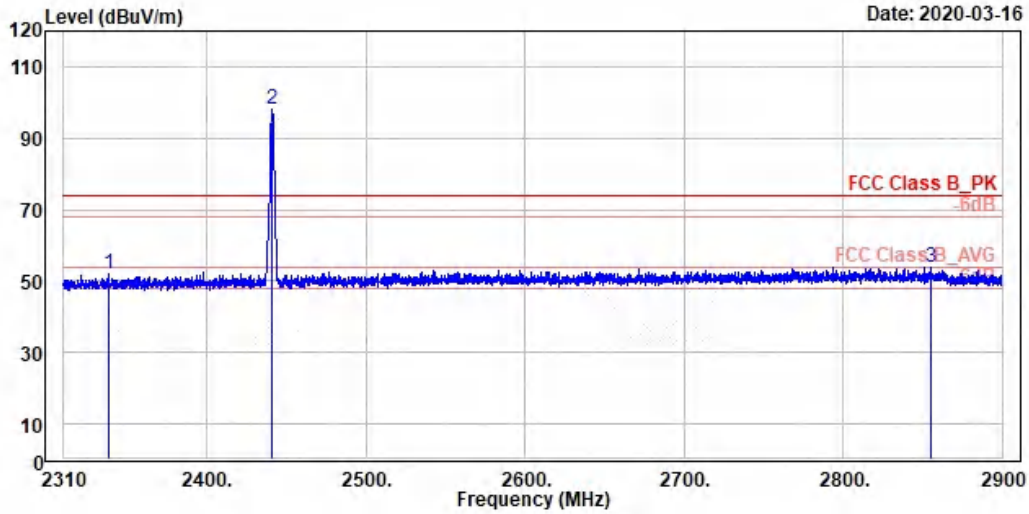
	Freq	Level	Read Level	Factor	Limit Line	Over Limit	APos	TPos	Remark	Pol/Phase
	MHz	dBuV/m	dBuV	dB/m	dBuV/m	dB	cm	deg		
1	2362.628	39.26	2.10	37.16	54.00	-14.74	142	360	Average	Horizontal
2 *	2441.000	96.48	59.13	37.35	54.00	42.48	142	360	Average	Horizontal
3	2851.384	41.16	3.07	38.09	54.00	-12.84	142	360	Average	Horizontal



	Freq	Level	Read Level	Factor	Limit Line	Over Limit	APos	TPos	Remark	Pol/Phase
	MHz	dBuV/m	dBuV	dB/m	dBuV/m	dB	cm	deg		
1	2365.578	39.13	1.97	37.16	54.00	-14.87	102	352	Average	Vertical
2 *	2441.000	93.22	55.87	37.35	54.00	39.22	102	352	Average	Vertical
3	2849.732	41.10	3.01	38.09	54.00	-12.90	102	352	Average	Vertical



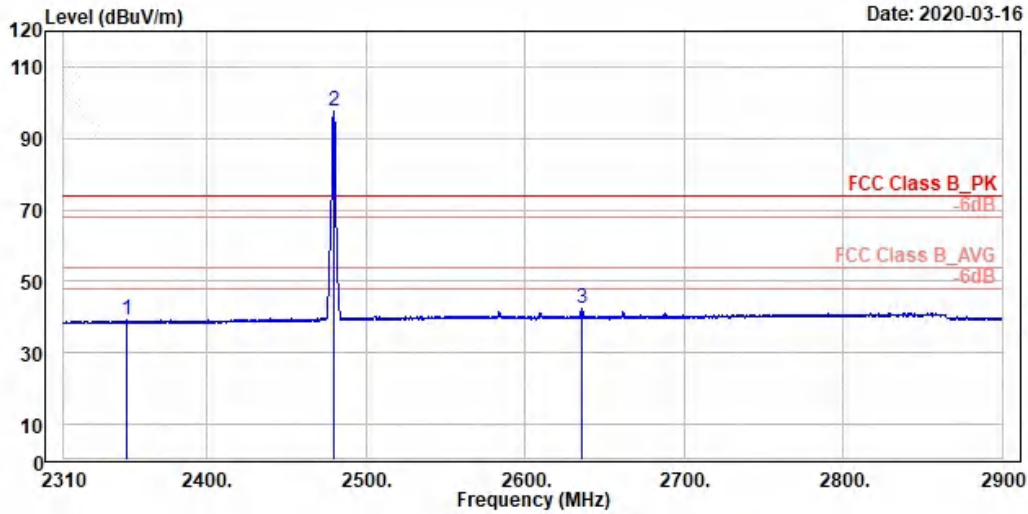
	Freq	Level	Read Level	Factor	Limit Line	Over Limit	APos	TPos	Remark	Pol/Phase
	MHz	dBuV/m	dBuV	dB/m	dBuV/m	dB	cm	deg		
1	2359.914	52.32	15.15	37.17	74.00	-21.68	142	360	Peak	Horizontal
2 *	2441.000	101.60	64.25	37.35	74.00	27.60	142	360	Peak	Horizontal
3	2736.688	54.27	16.30	37.97	74.00	-19.73	142	360	Peak	Horizontal



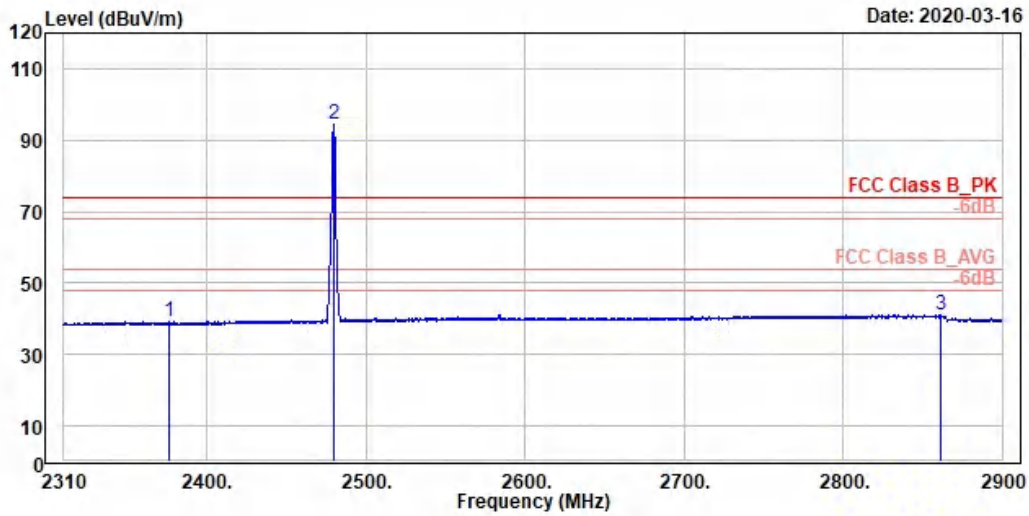
	Freq	Level	Read Level	Factor	Limit Line	Over Limit	APos	TPos	Remark	Pol/Phase
	MHz	dBuV/m	dBuV	dB/m	dBuV/m	dB	cm	deg		
1	2338.084	51.83	14.67	37.16	74.00	-22.17	102	352	Peak	Vertical
2 *	2441.000	98.05	60.70	37.35	74.00	24.05	102	352	Peak	Vertical
3	2855.396	53.97	15.89	38.08	74.00	-20.03	102	352	Peak	Vertical



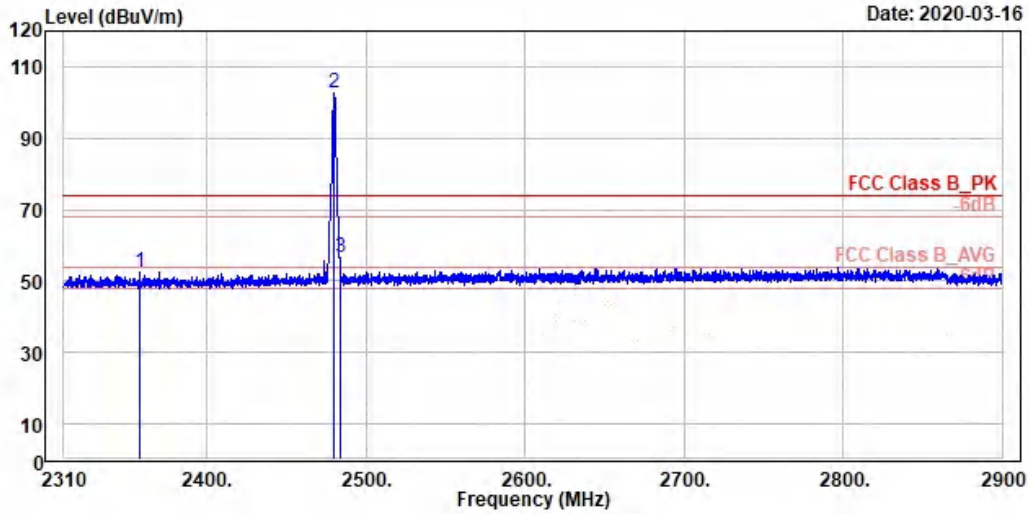
TUV Rheinland Taiwan Ltd.
 No. 458-18, Sec 2, Fenliao, Linkou Dist., New Taipei City 244, Taiwan(R.O.C.)
 Tel:+886-2172-1000 Fax:+886-2172-1322



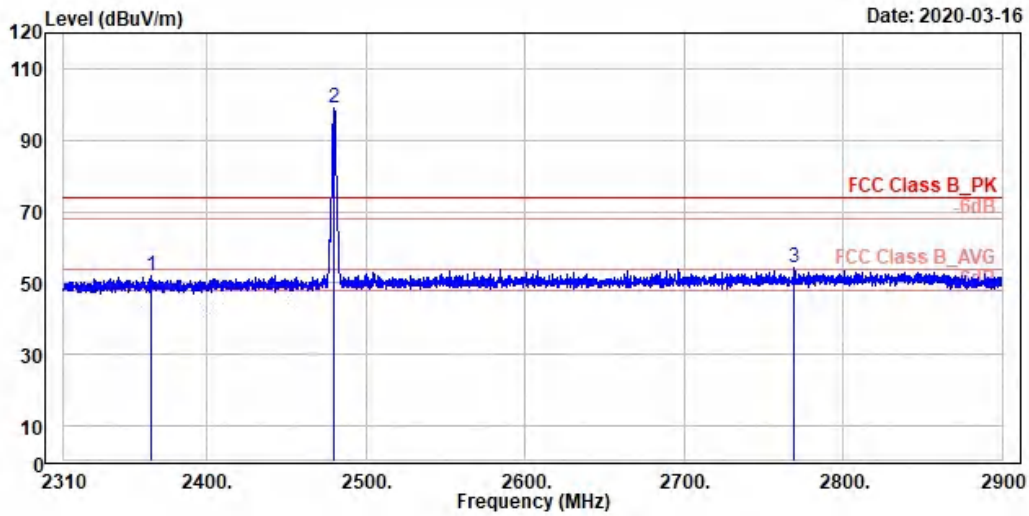
	Freq	Level	Read Level	Factor	Limit Line	Over Limit	APos	TPos	Remark	Pol/Phase
	MHz	dBuV/m	dBuV	dB/m	dBuV/m	dB	cm	deg		
1	2349.294	39.12	1.95	37.17	54.00	-14.88	235	2	Average	Horizontal
2 *	2480.000	97.67	60.11	37.56	54.00	43.67	235	2	Average	Horizontal
3	2635.562	42.55	4.93	37.62	54.00	-11.45	235	2	Average	Horizontal



	Freq	Level	Read Level	Factor	Limit Line	Over Limit	APos	TPos	Remark	Pol/Phase
	MHz	dBuV/m	dBuV	dB/m	dBuV/m	dB	cm	deg		
1	2376.080	39.10	1.94	37.16	54.00	-14.90	101	66	Average	Vertical
2 *	2480.000	94.51	56.95	37.56	54.00	40.51	101	66	Average	Vertical
3	2862.004	41.01	2.93	38.08	54.00	-12.99	101	66	Average	Vertical



	Freq	Level	Read Level	Factor	Limit Line	Over Limit	APos	TPos	Remark	Pol/Phase
	MHz	dBuV/m	dBuV	dB/m	dBuV/m	dB	cm	deg		
1	2357.554	52.30	15.14	37.16	74.00	-21.70	235	2	Peak	Horizontal
2 *	2480.000	102.69	65.13	37.56	74.00	28.69	235	2	Peak	Horizontal
3	2483.500	56.53	18.96	37.57	74.00	-17.47	235	2	Peak	Horizontal



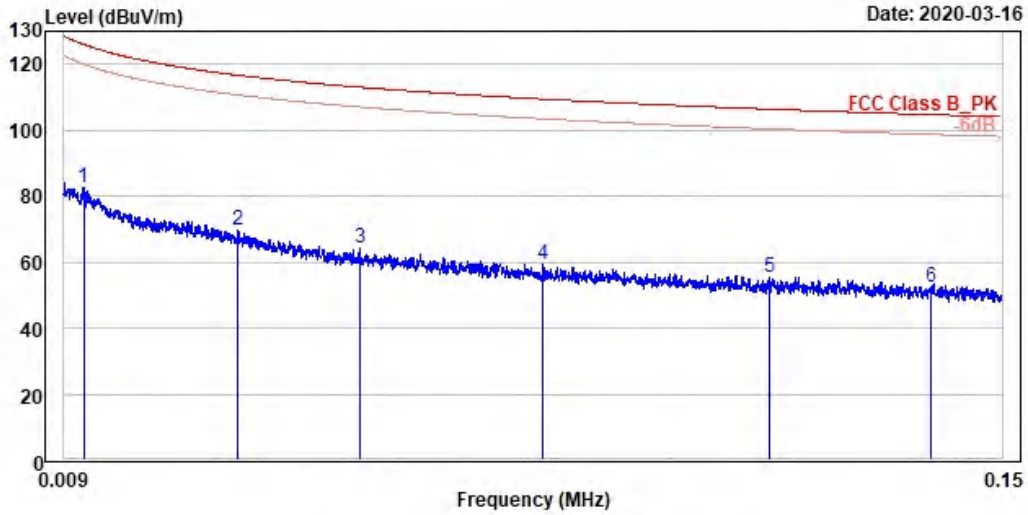
Date: 2020-03-16

	Freq	Level	Read Level	Factor	Limit Line	Over Limit	APos	TPos	Remark	Pol/Phase
	MHz	dBuV/m	dBuV	dB/m	dBuV/m	dB	cm	deg		
1	2364.870	52.04	14.88	37.16	74.00	-21.96	101	66	Peak	Vertical
2 *	2480.000	99.19	61.63	37.56	74.00	25.19	101	66	Peak	Vertical
3	2769.610	54.32	16.23	38.09	74.00	-19.68	101	66	Peak	Vertical

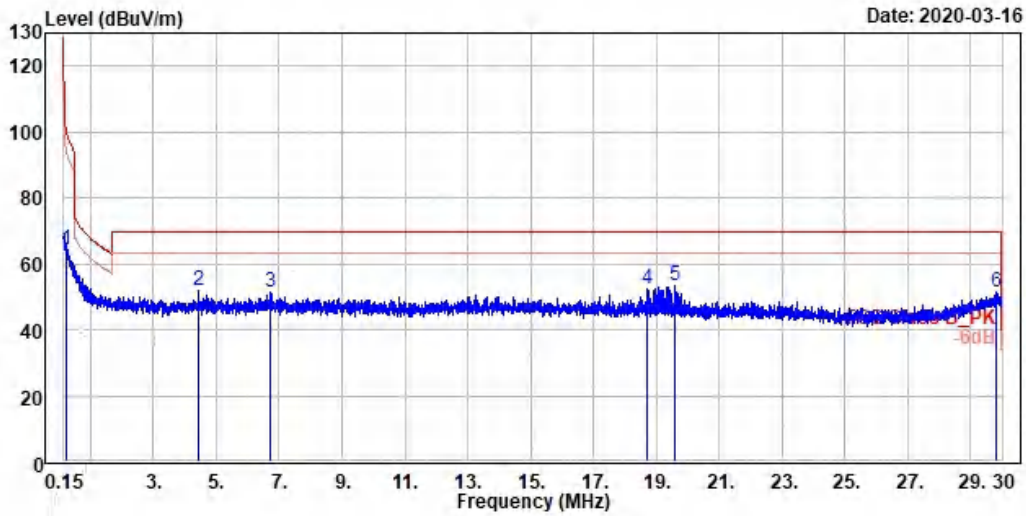
**Spurious Emissions, TX Mode, 9kHz-30MHz, 1-DH5
2441MHz**



TUV Rheinland Taiwan Ltd.
No. 458-18, Sec 2, Fenliao, Linkou Dist., New Taipei City 244, Taiwan(R.O.C.)
Tel:+886-2172-1000 Fax:+886-2172-1322



	Freq	Level	Read Level	Factor	Limit Line	Over Limit	APos	TPos	Remark	Pol/Phase
	MHz	dBuV/m	dBuV	dB/m	dBuV/m	dB	cm	deg		
1	0.012	82.76	5.15	77.61	126.04	-43.28	100	203	QP	vertical
2	0.035	69.85	0.76	69.09	116.66	-46.81	100	216	QP	vertical
3	0.053	64.50	-0.06	64.56	113.03	-48.53	100	116	QP	vertical
4	0.081	59.32	-1.85	61.17	109.42	-50.10	100	72	QP	vertical
5	0.115	55.38	-3.00	58.38	106.38	-51.00	100	236	QP	vertical
6	0.139	52.55	-4.42	56.97	104.71	-52.16	100	269	QP	vertical

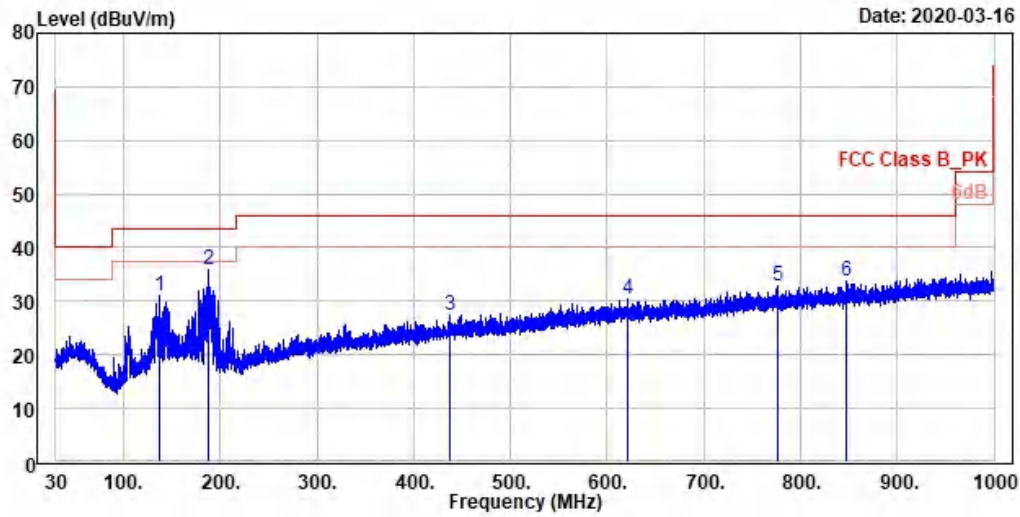


	Freq	Level	Read Level	Factor	Limit Line	Over Limit	APos	TPos	Remark	Pol/Phase
	MHz	dBuV/m	dBuV	dB/m	dBuV/m	dB	cm	deg		
1	0.237	64.35	12.00	52.35	100.12	-35.77	100	197	QP	vertical
2	4.430	51.73	13.39	38.34	69.50	-17.77	100	50	QP	vertical
3	6.741	51.17	12.81	38.36	69.50	-18.33	100	131	QP	vertical
4	18.714	52.53	15.97	36.56	69.50	-16.97	100	273	QP	vertical
5	19.585	53.24	16.91	36.33	69.50	-16.26	100	270	QP	vertical
6	29.815	51.42	12.08	39.34	69.50	-18.08	100	332	QP	vertical

**Spurious Emissions, TX Mode, 30MHz-1GHz, 1-DH5
2441MHz**

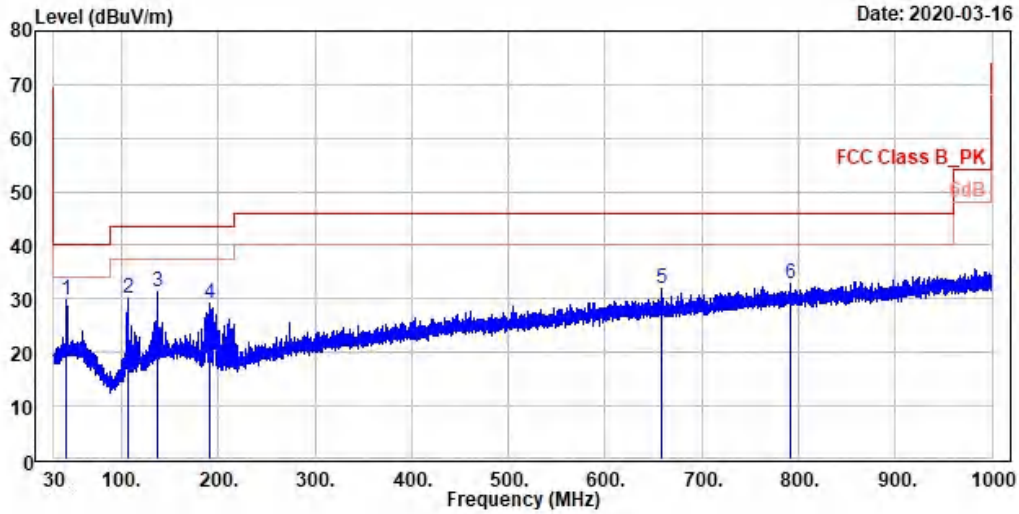


TUV Rheinland Taiwan Ltd.
No. 458-18, Sec 2, Fenliao, Linkou Dist., New Taipei City 244, Taiwan(R.O.C.)
Tel: +886-2172-1000 Fax: +886-2172-1322



Date: 2020-03-16

	Freq	Level	Read Level	Factor	Limit Line	Over Limit	APos	TPos	Remark	Pol/Phase
	MHz	dBuV/m	dBuV	dB/m	dBuV/m	dB	cm	deg		
1	137.476	30.97	37.85	-6.88	43.50	-12.53	300	108 QP		horizontal
2	188.110	35.76	43.77	-8.01	43.50	-7.74	200	278 QP		horizontal
3	437.109	27.41	29.80	-2.39	46.00	-18.59	100	40 QP		horizontal
4	620.924	30.42	30.00	0.42	46.00	-15.58	200	71 QP		horizontal
5	775.833	32.71	30.17	2.54	46.00	-13.29	309	0 QP		horizontal
6	846.740	33.68	30.24	3.44	46.00	-12.32	100	354 QP		horizontal

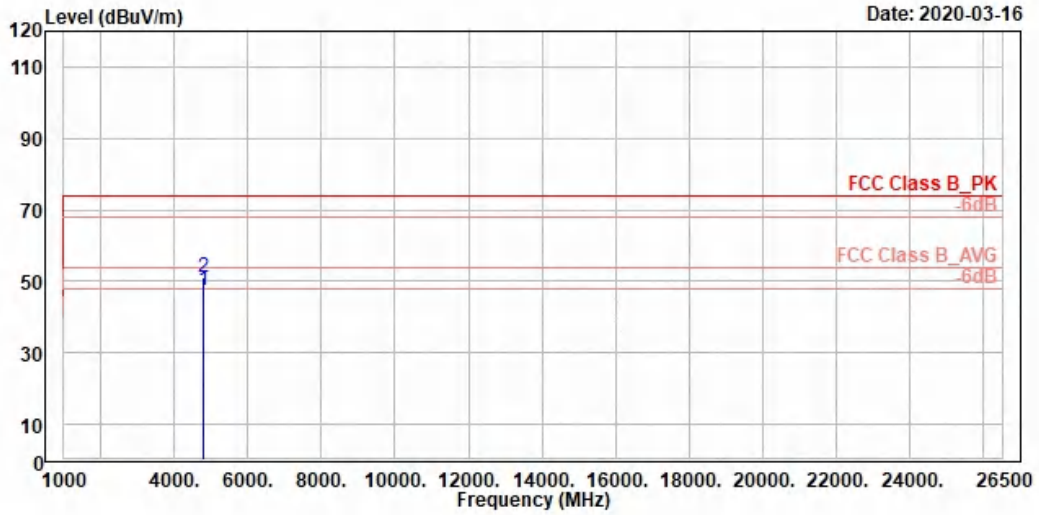


	Freq	Level	Read Level	Factor	Limit Line	Over Limit	APos	TPos	Remark	Pol/Phase
	MHz	dBuV/m	dBuV	dB/m	dBuV/m	dB	cm	deg		
1	43.386	29.70	36.02	-6.32	40.00	-10.30	100	95 QP		vertical
2	106.921	29.98	39.89	-9.91	43.50	-13.52	100	72 QP		vertical
3	137.379	31.38	38.27	-6.89	43.50	-12.12	100	204 QP		vertical
4	191.117	29.20	37.39	-8.19	43.50	-14.30	100	13 QP		vertical
5	657.784	31.90	31.14	0.76	46.00	-14.10	400	169 QP		vertical
6	790.965	32.89	30.16	2.73	46.00	-13.11	300	18 QP		vertical

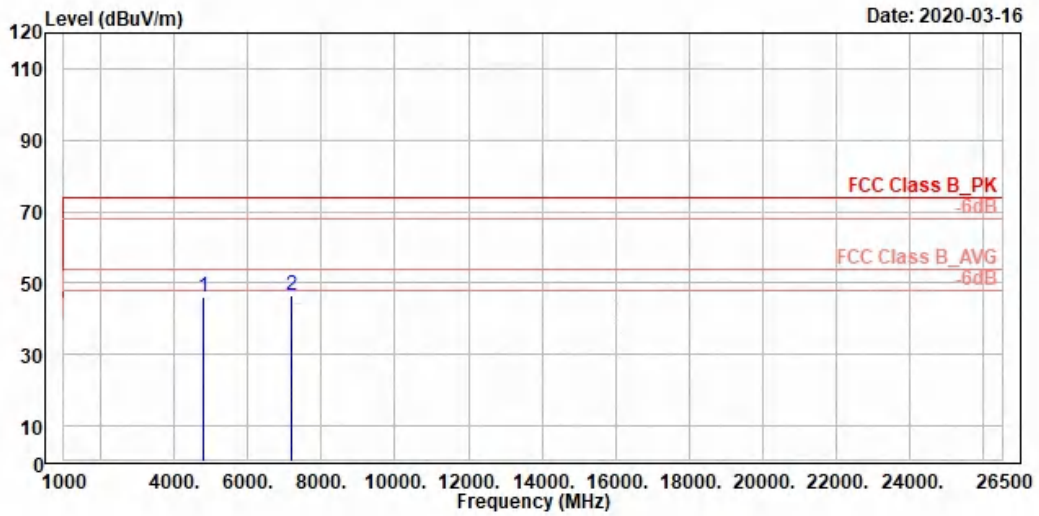
**Spurious Emissions, TX Mode, 1GHz-26.5GHz, 1-DH5
2402MHz**



TUV Rheinland Taiwan Ltd.
No. 458-18, Sec 2, Fenliao, Linkou Dist., New Taipei City 244, Taiwan(R.O.C.)
Tel:+886-2172-1000 Fax:+886-2172-1322



	Freq	Level	Read Level	Factor	Limit Line	Over Limit	APos	TPos	Remark	Pol/Phase
	MHz	dBuV/m	dBuV	dB/m	dBuV/m	dB	cm	deg		
1	4804.000	47.58	57.02	-9.44	54.00	-6.42	373	226	Average	horizontal
2	4804.000	50.89	60.33	-9.44	74.00	-23.11	373	226	Peak	horizontal

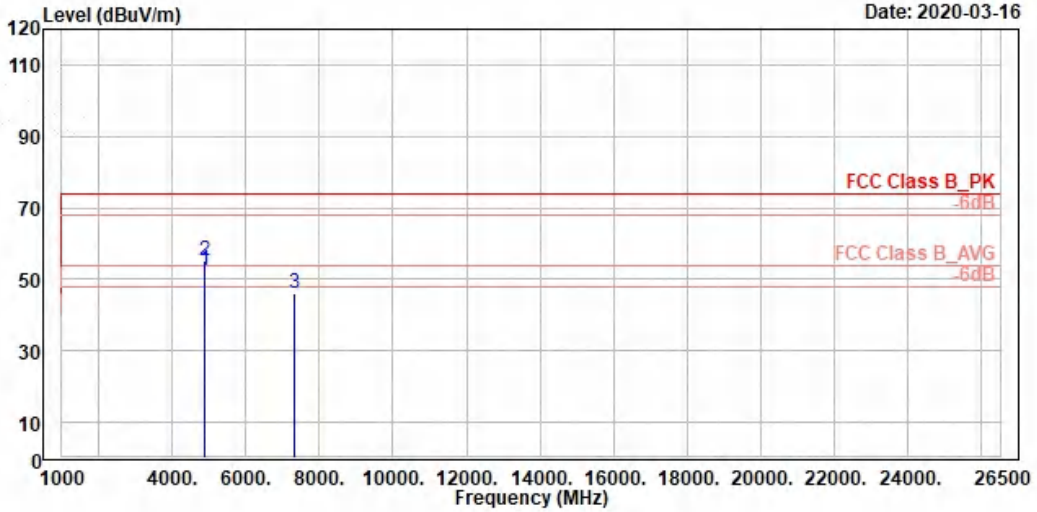


Date: 2020-03-16

	Freq	Level	Read Level	Factor	Limit Line	Over Limit	APos	TPos	Remark	Pol/Phase
	MHz	dBuV/m	dBuV	dB/m	dBuV/m	dB	cm	deg		
1	4804.000	45.93	55.37	-9.44	74.00	-28.07	200	108	Peak	vertical
2	7206.000	46.70	53.52	-6.82	74.00	-27.30	100	360	Peak	vertical

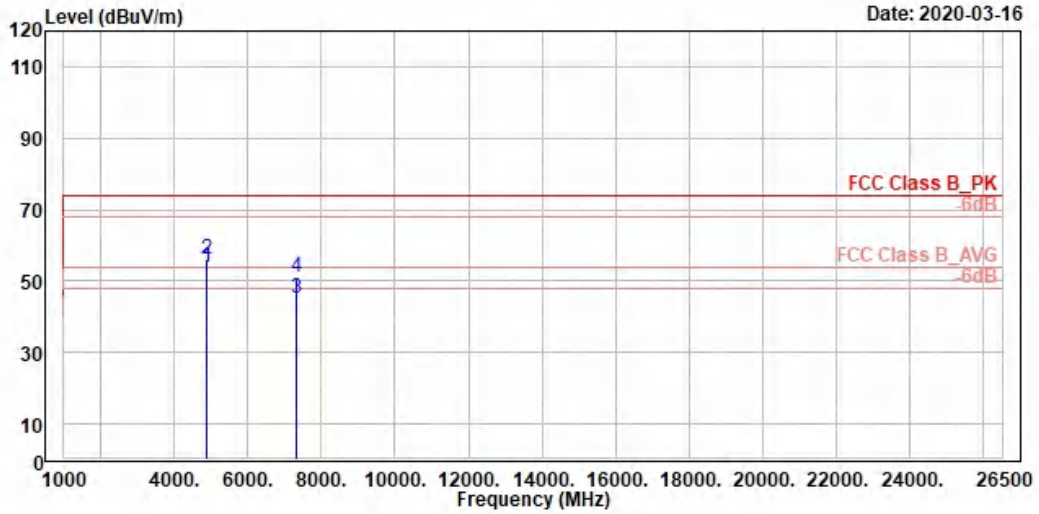


TUV Rheinland Taiwan Ltd.
 No. 458-18, Sec 2, Fenliao, Linkou Dist., New Taipei City 244, Taiwan(R.O.C.)
 Tel:+886-2172-1000 Fax:+886-2172-1322



Date: 2020-03-16

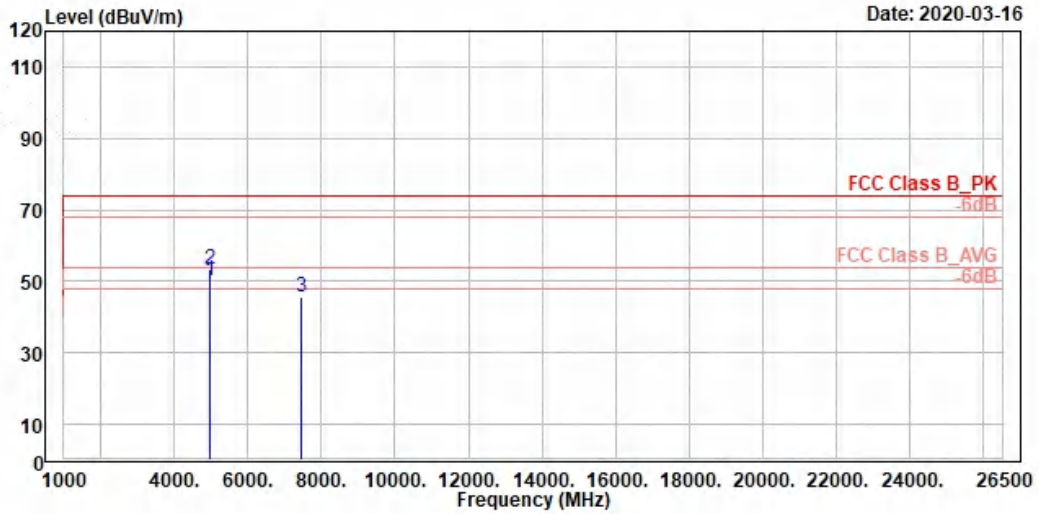
	Freq	Level	Read Level	Factor	Limit Line	Over Limit	APos	TPos	Remark	Pol/Phase
	MHz	dBuV/m	dBuV	dB/m	dBuV/m	dB	cm	deg		
1 !	4882.000	52.31	61.61	-9.30	54.00	-1.69	330	35	Average	horizontal
2	4882.000	55.11	64.41	-9.30	74.00	-18.89	330	35	Peak	horizontal
3	7323.000	46.03	52.73	-6.70	74.00	-27.97	343	360	Peak	horizontal



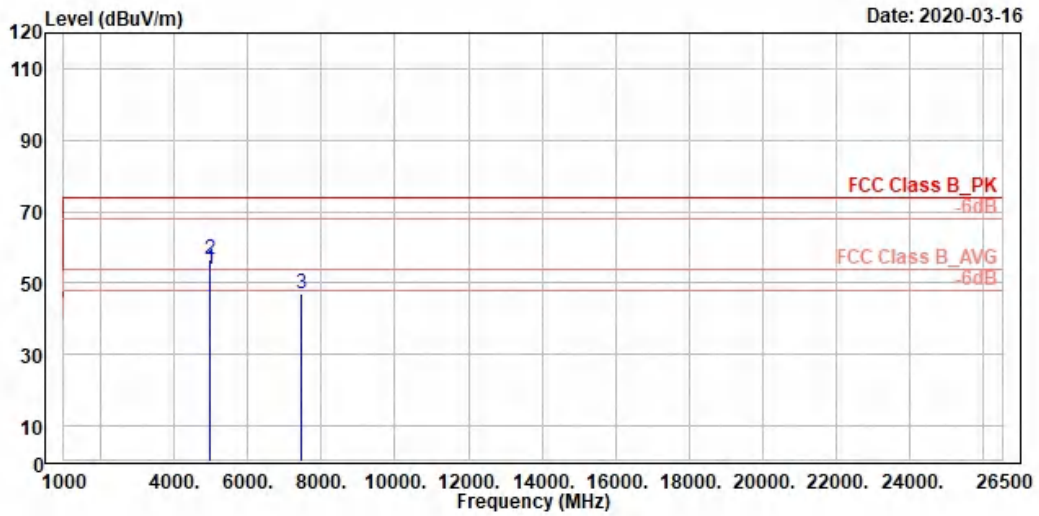
	Freq	Level	Read Level	Factor	Limit Line	Over Limit	APos	TPos	Remark	Pol/Phase
	MHz	dBuV/m	dBuV	dB/m	dBuV/m	dB	cm	deg		
1 !	4882.000	53.89	63.19	-9.30	54.00	-0.11	104	317	Average	vertical
2	4882.000	56.32	65.62	-9.30	74.00	-17.68	104	317	Peak	vertical
3	7323.000	45.05	51.75	-6.70	54.00	-8.95	101	101	Average	vertical
4	7323.000	50.95	57.65	-6.70	74.00	-23.05	101	101	Peak	vertical



TUV Rheinland Taiwan Ltd.
 No. 458-18, Sec 2, Fenliao, Linkou Dist., New Taipei City 244, Taiwan(R.O.C.)
 Tel:+886-2172-1000 Fax:+886-2172-1322



	Freq	Level	Read Level	Factor	Limit Line	Over Limit	APos	TPos	Remark	Pol/Phase
	MHz	dBuV/m	dBuV	dB/m	dBuV/m	dB	cm	deg		
1 !	4960.000	50.25	59.38	-9.13	54.00	-3.75	300	2	Average	horizontal
2	4960.000	53.45	62.58	-9.13	74.00	-20.55	300	2	Peak	horizontal
3	7440.000	45.73	52.43	-6.70	74.00	-28.27	100	273	Peak	horizontal

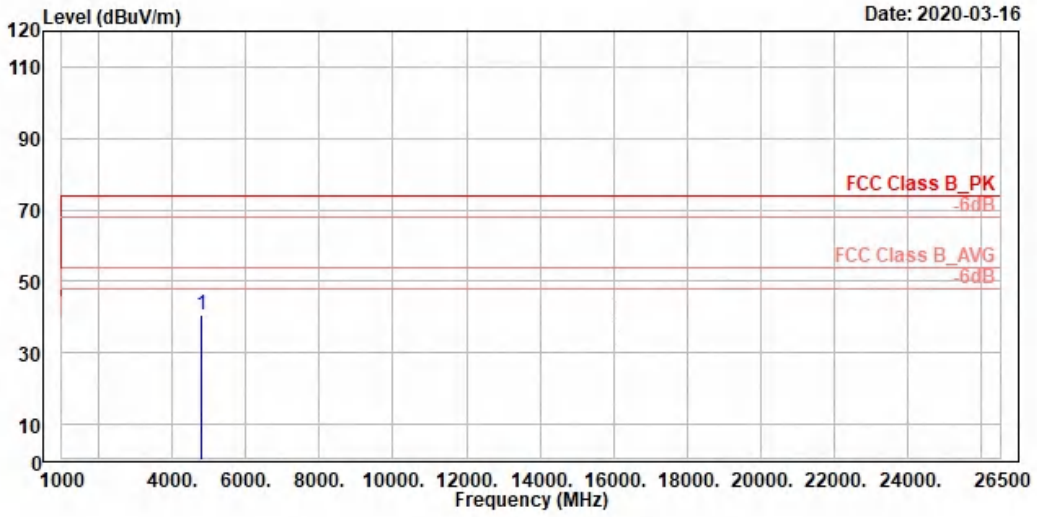


	Freq	Level	Read Level	Factor	Limit Line	Over Limit	APos	TPos	Remark	Pol/Phase
	MHz	dBuV/m	dBuV	dB/m	dBuV/m	dB	cm	deg		
1 !	4960.000	53.89	63.02	-9.13	54.00	-0.11	100	322	Average	vertical
2	4960.000	56.48	65.61	-9.13	74.00	-17.52	100	322	Peak	vertical
3	7440.000	46.98	53.68	-6.70	74.00	-27.02	100	6	Peak	vertical

**Spurious Emissions, TX Mode, 1GHz-26.5GHz, 3-DH5
2402MHz**

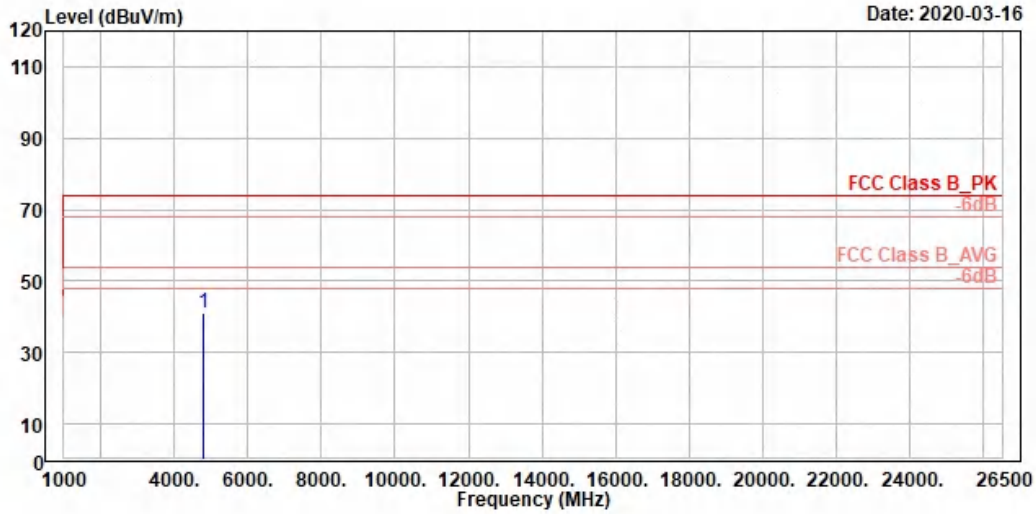


TUV Rheinland Taiwan Ltd.
No. 458-18, Sec 2, Fenliao., Linkou Dist., New Taipei City 244, Taiwan(R.O.C.)
Tel:+886-2172-1000 Fax:+886-2172-1322



Date: 2020-03-16

	Freq	Level	Read Level	Factor	Limit Line	Over Limit	APos	TPos	Remark	Pol/Phase
	MHz	dBuV/m	dBuV	dB/m	dBuV/m	dB	cm	deg		
1	4804.000	40.76	50.20	-9.44	74.00	-33.24	400	157	Peak	horizontal

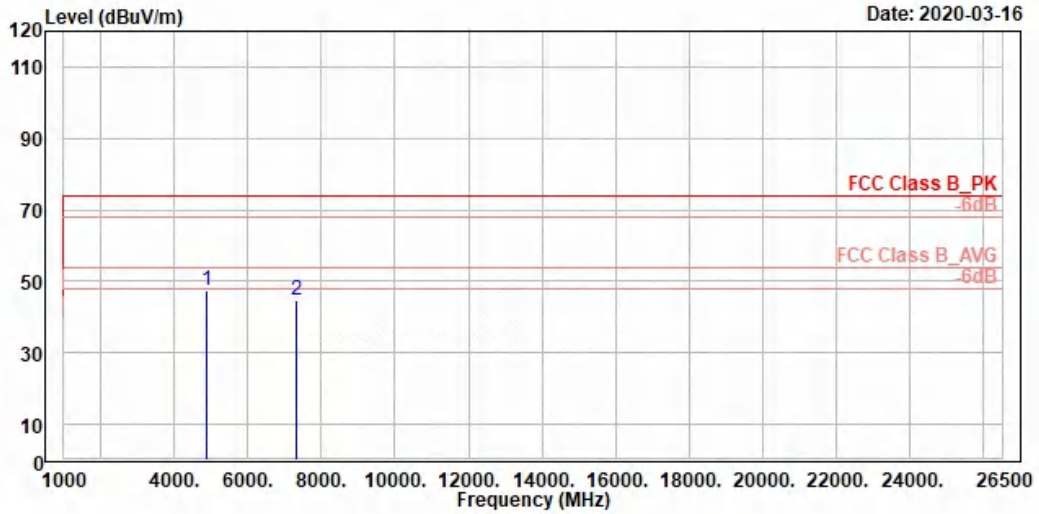


Date: 2020-03-16

	Freq	Level	Read Level	Factor	Limit Line	Over Limit	APos	TPos	Remark	Pol/Phase
	MHz	dBuV/m	dBuV	dB/m	dBuV/m	dB	cm	deg		
1	4804.000	41.25	50.69	-9.44	74.00	-32.75	204	0	Peak	vertical

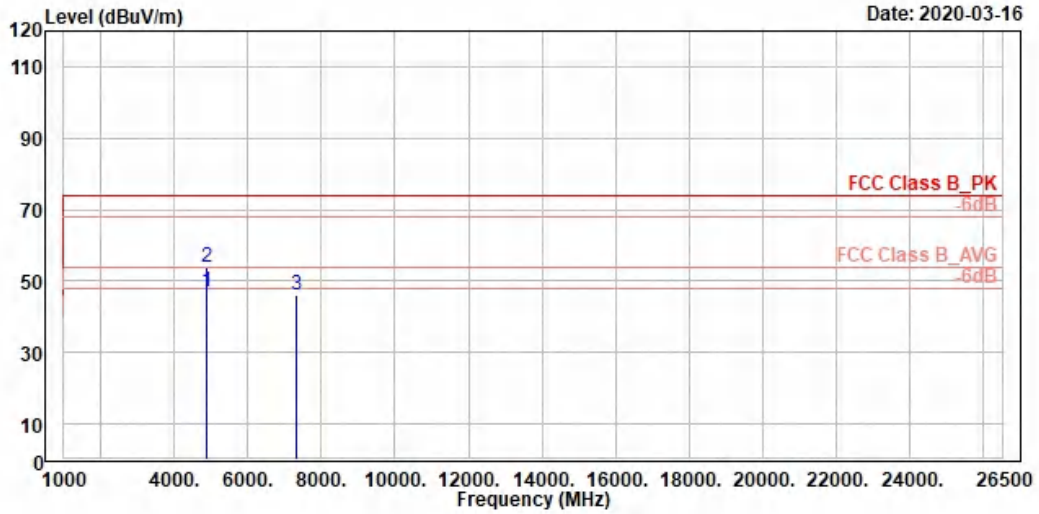


TUV Rheinland Taiwan Ltd.
 No. 458-18, Sec 2, Fenliao, Linkou Dist., New Taipei City 244, Taiwan(R.O.C.)
 Tel:+886-2172-1000 Fax:+886-2172-1322



Date: 2020-03-16

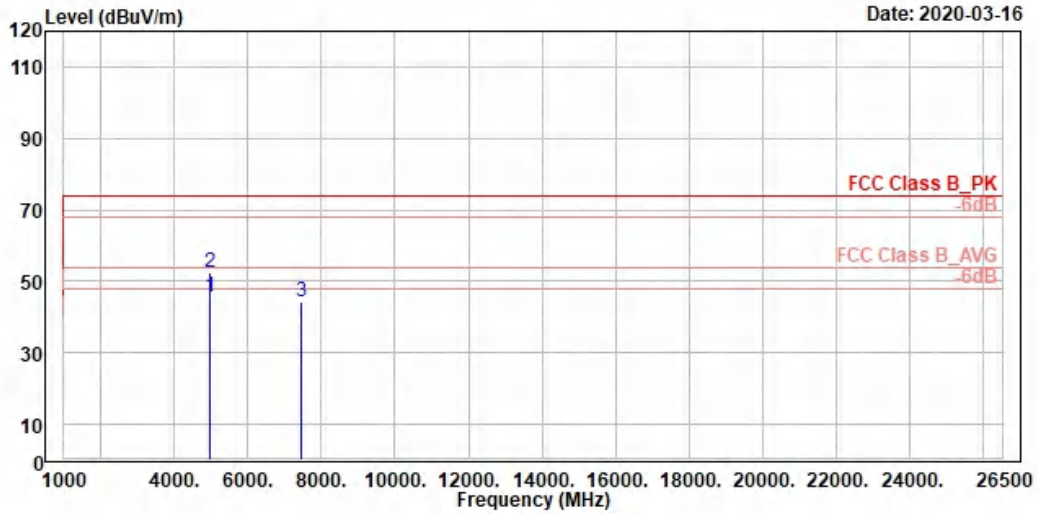
	Freq	Level	Read Level	Factor	Limit Line	Over Limit	APos	TPos	Remark	Pol/Phase
	MHz	dBuV/m	dBuV	dB/m	dBuV/m	dB	cm	deg		
1	4882.000	47.60	56.90	-9.30	74.00	-26.40	400	72	Peak	horizontal
2	7323.000	44.56	51.26	-6.70	74.00	-29.44	268	0	Peak	horizontal



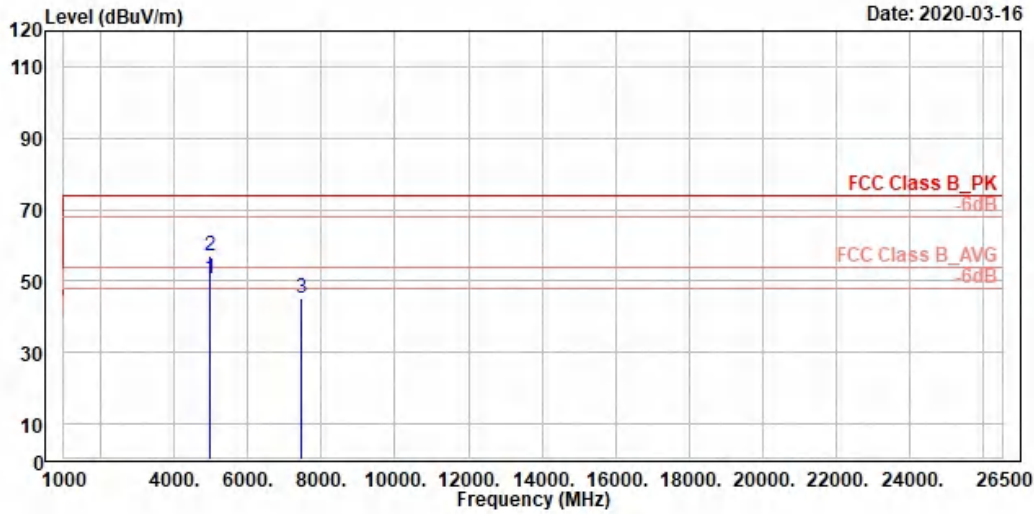
	Freq	Level	Read Level	Factor	Limit Line	Over Limit	APos	TPos	Remark	Pol/Phase
	MHz	dBuV/m	dBuV	dB/m	dBuV/m	dB	cm	deg		
1	4882.000	47.20	56.50	-9.30	54.00	-6.80	100	319	Average	vertical
2	4882.000	54.04	63.34	-9.30	74.00	-19.96	100	319	Peak	vertical
3	7323.000	46.29	52.99	-6.70	74.00	-27.71	100	88	Peak	vertical



TUV Rheinland Taiwan Ltd.
 No. 458-18, Sec 2, Fenliao, Linkou Dist., New Taipei City 244, Taiwan(R.O.C.)
 Tel:+886-2172-1000 Fax:+886-2172-1322



	Freq	Level	Read Level	Factor	Limit Line	Over Limit	APos	TPos	Remark	Pol/Phase
	MHz	dBuV/m	dBuV	dB/m	dBuV/m	dB	cm	deg		
1	4960.000	45.64	54.77	-9.13	54.00	-8.36	300	3	Average	horizontal
2	4960.000	52.34	61.47	-9.13	74.00	-21.66	300	3	Peak	horizontal
3	7440.000	44.39	51.09	-6.70	74.00	-29.61	400	0	Peak	horizontal

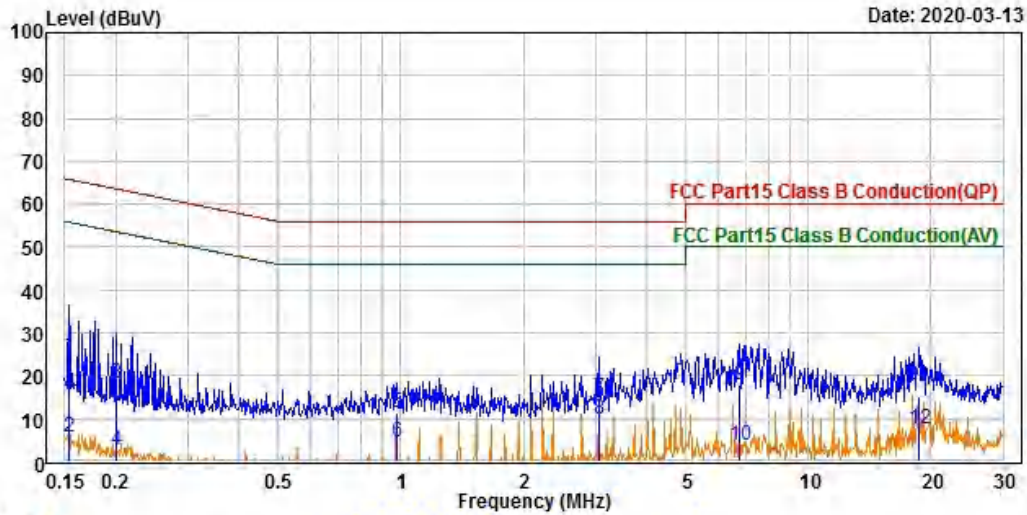


	Freq	Level	Read Level	Factor	Limit Line	Over Limit	APos	TPos	Remark	Pol/Phase
	MHz	dBuV/m	dBuV	dB/m	dBuV/m	dB	cm	deg		
1 !	4960.000	50.44	59.57	-9.13	54.00	-3.56	113	322	Average	vertical
2	4960.000	56.85	65.98	-9.13	74.00	-17.15	113	322	Peak	vertical
3	7440.000	45.23	51.93	-6.70	74.00	-28.77	100	360	Peak	vertical

Spurious Emissions, AC Mains

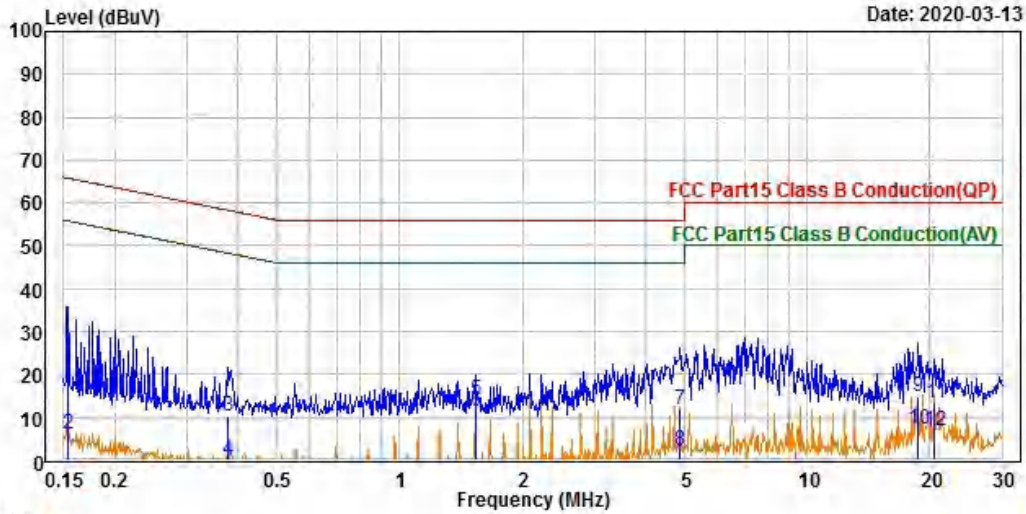


TUV Rheinland Taiwan Ltd.
 11F., No. 758, Sec. 4 Bade Road, Songshan Dist, Taipei City 105
 Tel:+886-2172-7000 Fax:+886-2528-0018



Trace: 1

	Freq	Read Level	Factor	Level	Limit Line	Over Limit	Remark
	MHz	dBuV	dB	dBuV	dBuV	dB	
1	0.153	15.21	9.61	24.82	65.83	-41.01	QP
2	0.153	-3.93	9.61	5.68	55.83	-50.15	Average
3	0.200	8.80	9.61	18.41	63.60	-45.19	QP
4	0.200	-7.02	9.61	2.59	53.60	-51.01	Average
5	0.977	1.95	9.62	11.57	56.00	-44.43	QP
6	0.977	-5.00	9.62	4.62	46.00	-41.38	Average
7	3.060	5.32	9.65	14.97	56.00	-41.03	QP
8	3.060	0.37	9.65	10.02	46.00	-35.98	Average
9	6.793	8.03	9.70	17.73	60.00	-42.27	QP
10	6.793	-5.99	9.70	3.71	50.00	-46.29	Average
11	18.684	5.26	9.79	15.05	60.00	-44.95	QP
12	18.684	-2.30	9.79	7.49	50.00	-42.51	Average



Trace: 1

	Freq	Read Level	Factor	Level	Limit Line	Over Limit	Remark
	MHz	dBuV	dB	dBuV	dBuV	dB	
1	0.154	15.33	9.62	24.95	65.79	-40.84	QP
2	0.154	-3.69	9.62	5.93	55.79	-49.86	Average
3	0.377	0.60	9.63	10.23	58.34	-48.11	QP
4	0.377	-9.48	9.63	0.15	48.34	-48.19	Average
5	1.530	4.37	9.65	14.02	56.00	-41.98	QP
6	1.530	1.85	9.65	11.50	46.00	-34.50	Average
7	4.864	2.07	9.69	11.76	56.00	-44.24	QP
8	4.864	-7.45	9.69	2.24	46.00	-43.76	Average
9	18.684	4.94	9.82	14.76	60.00	-45.24	QP
10	18.684	-2.65	9.82	7.17	50.00	-42.83	Average
11	20.540	3.43	9.83	13.26	60.00	-46.74	QP
12	20.540	-3.12	9.83	6.71	50.00	-43.29	Average