



STANDARD AND HIGH SECURITY CYLINDERS, CORES AND KEYING

ARCHITECTURAL SUBMITTAL SHEET



KEY IN KNOB




SFL/SFIC



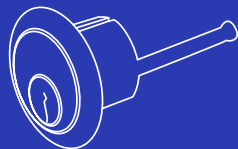
LFL/LFIC



CAMS



HIGH SECURITY CYLINDER




RIM CYLINDER



MORTISE CYLINDER



HOUSINGS



KEYING SYSTEMS

- HIGH SECURITY CYLINDERS AND CORES
- CYLINDERS
- INTERCHANGEABLE CORES, HOUSINGS AND CAMS
- KEYING SYSTEMS
- PARTS





HIGH SECURITY CYLINDERS AND CORES

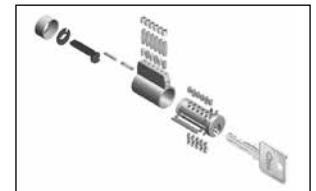
ARCHITECTURAL SUBMITTAL SHEET

CYLINDERS

DESCRIPTION	PDQ NO.	626	605	613
6 Pin Key in Knob/Lever Cylinder KD/KA	HSC125	•	•	—
Mortise/Rim Combo Cylinder 1-1/8" 6 Pin KD/KA	HSC020	•	•	•
Mortise Cylinder 1 1/4" 6 Pin KD/KA	HSC030	•	•	•
Mortise Cylinder 1 1/2" 6 Pin KD/KA	HSC050	•	—	—
UL 437 6 Pin Key in Knob/Lever Cylinder KD/KA	HSC425	•	•	—
UL 437 Mortise Rim Combo Cylinder 1-1/8" KD/KA	HSC320	•	•	•
UL 437 Mortise Cylinder 1-1/4" KD/KA	HSC330	•	•	•

NOTES:

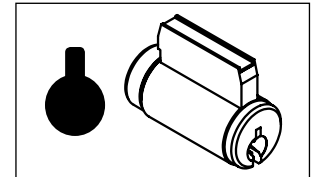
- Specify finish when ordering IC Housing & Cores
- High Security Cylinders not available "0" bitted.
- Key blanks for High Security Cylinders not available.



High Security Cylinder

KEYING SYSTEMS

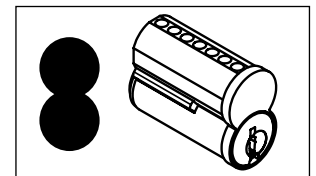
DESCRIPTION	PDQ NO.	626
Cut Key, 6 pin	HSC065	•
SFIC Cut Key, IC 7 pin	HSC874	
LFIC Control Cut Key, IC 6 pin, TA	HSC965	



Key in Knob/Lever Cylinder

CORES

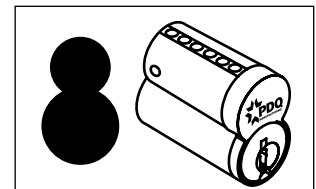
DESCRIPTION	PDQ NO.	626
SFIC Cylinder, 7 Pin	HSC806	•
SFIC Cylinder, 7 Pin	HSC807	•
LFIC Cylinder Schlage® compatible, 6 Pin	HSC906	•



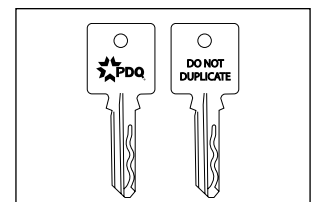
SFL/SFIC Core

HIGH SECURITY CAMS

DESCRIPTION	PDQ NO.	626
Adams Rite Type Cam	HSCCAM1	•
Yale Type Cam	HSCCAM2	
Yale Narrow Type Cam	HSCCAM2A	
Russwin Type Cam	HSCCAM3	
Falcon Type Cam	HSCCAM4	
Schlage Type Cam	HSCCAM7	
Sargent Offset Type Cam	HSCCAM8	
PDQ Cam	HSCCAM3	



LFL/LFIC Core



Key Blank



ARCHITECTURAL SUBMITTAL SHEET

CONVENTIONAL KEY IN KNOB/LEVER CYLINDERS



KEYWAY	CODE	606	626
PDQ TA (Restricted)	TA	V90504-844	V90504-744
Arrow AR1	AR1	V90504-830	V90504-730
Corbin 59A1	C059A1	V90504-829	V90504-729
Corbin 60	C06	V90504-819	V90504-719
Corbin L4	CL4	V90504-822	V90504-722
Falcon E-R	FAL	V90504-833	V90504-733
Kwikset	KW	V90504-850	V90504-750
Ruswin 981	RUD981	V90504-821	V90504-721
Ruswin D1	RUD	V90504-820	V90504-720
Sargent LA	SAL	V90504-805	V90504-705
Sargent RA-RC	RA-RC	V90504-806	V90504-706
Schlage C (Default)	SCC (Default)	V4802-8	V4802-7
Schlage C-K	SCC-K	V90504-818	V90504-718
Schlage E	SCE	V90504-817	V90504-717
Yale E1R	YA8	V90504-831	V90504-731
Yale GA	GA	V90504-835	V90504-735

NOTES:

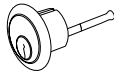
- Specify finish for cylinders
- Specify KD, KA4, or 1 bitting
- 6 pin cylinder keyed for 5 pin
- Specify lock series.
Example: GT, SD, etc.



CYLINDERS

ARCHITECTURAL SUBMITTAL SHEET

RIM CYLINDERS



KEYWAY	CODE	605	606	612	613	625	626
PDQ TA (Restricted)	TA	I01705-6044	I01708-6044	I01703-6044	I01706-6044	I01702-6044	I01707-6044
Arrow AR1	AR1	I01705-6030	I01708-6030	I01703-6030	I01706-6030	I01702-6030	I01707-6030
Corbin 59A1	CO59A1	I01705-6029	I01708-6029	I01703-6029	I01706-6029	I01702-6029	I01707-6029
Corbin 60	CO6	I01705-6019	I01708-6019	I01703-6019	I01706-6019	I01702-6019	I01707-6019
Corbin L4	CL4	I01705-6022	I01708-6022	I01703-6022	I01706-6022	I01702-6022	I01707-6022
Falcon E-R	FAL	I01705-6033	I01708-6033	I01703-6033	I01706-6033	I01702-6033	I01707-6033
Kwikset	KW	I01705-6050	I01708-6050	I01703-6050	I01706-6050	I01702-6050	I01707-6050
Ruswin 981	RUD981	I01705-6021	I01708-6021	I01703-6021	I01706-6021	I01702-6021	I01707-6021
Ruswin D1	RUD	I01705-6020	I01708-6020	I01703-6020	I01706-6020	I01702-6020	I01707-6020
Sargent LA	SAL	I01705-605	I01708-605	I01703-605	I01706-605	I01702-605	I01707-605
Sargent RA-RC	RA-RC	I01705-606	I01708-606	I01703-606	I01706-606	I01702-606	I01707-606
Schlage C (Default)	SCC (Default)	I01705-6016	I01708-6016	I01703-6016	I01706-6016	I01702-6016	I01707-6016
Schlage C-K	SCC-K	I01705-6018	I01708-6018	I01703-6018	I01706-6018	I01702-6018	I01707-6018
Schlage E	SCE	I01705-6018	I01708-6017	I01703-6017	I01706-6017	I01702-6017	I01707-6017
Yale E1R	YA8	I01705-6031	I01708-6031	I01703-6031	I01706-6031	I01702-6031	I01707-6031
Yale GA	GA	I01705-6035	I01708-6035	I01703-6035	I01706-6035	I01702-6035	I01707-6035
-----	Dummy	I01705-60D	I01708-60D	I01703-60D	I01706-60D	I01702-60D	I01707-60D



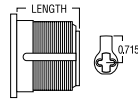
CYLINDERS

ARCHITECTURAL SUBMITTAL SHEET

MORTISE CYLINDERS



LENGTH INCLUDES CAM



KEYWAY	PDQ KEYWAY	CYLINDER LENGTH	605	606	612	613	625	626	630
Arrow AR1	AR1	15/16"	I01605-7030	I01608-7030	I01603-7030	I01606-7030	I01602-7030	I01601-7030	—
		1-1/8"	I01605-7130	I01608-7130	I01603-7130	I01606-7130	I01602-7130	I01601-7130	—
		1-1/4"	I01605-7230	I01608-7230	I01603-7230	I01606-7230	I01602-7230	I01601-7230	—
Corbin 59A1	C59A1	15/16"	I01605-7029	I01608-7029	I01603-7029	I01606-7029	I01602-7029	I01601-7029	—
		1-1/8"	I01605-7129	I01608-7129	I01603-7129	I01606-7129	I01602-7129	I01601-7129	—
		1-1/4"	I01605-7229	I01608-7229	I01603-7229	I01606-7229	I01602-7229	I01601-7229	—
Corbin 60	C06	15/16"	I01605-7019	I01608-7019	I01603-7019	I01606-7019	I01602-7019	I01601-7019	—
		1-1/8"	I01605-7119	I01608-7119	I01603-7119	I01606-7119	I01602-7119	I01601-7119	—
		1-1/4"	I01605-7219	I01608-7219	I01603-7219	I01606-7219	I01602-7219	I01601-7219	—
Corbin L4	CL4	15/16"	I01605-7022	I01608-7022	I01603-7022	I01606-7022	I01602-7022	I01601-7022	—
		1-1/8"	I01605-7122	I01608-7122	I01603-7122	I01606-7122	I01602-7122	I01601-7122	—
		1-1/4"	I01605-7222	I01608-7222	I01603-7222	I01606-7222	I01602-7222	I01601-7222	—
Russwin D1	RUD	15/16"	I01605-7020	I01608-7020	I01603-7020	I01606-7020	I01602-7020	I01601-7020	—
		1-1/8"	I01605-7120	I01608-7120	I01603-7120	I01606-7120	I01602-7120	I01601-7120	—
		1-1/4"	I01605-7220	I01608-7220	I01603-7220	I01606-7220	I01602-7220	I01601-7220	—
Russwin 981	RUD981	15/16"	I01605-7021	I01608-7021	I01603-7021	I01606-7021	I01602-7021	I01601-7021	—
		1-1/8"	I01605-7121	I01608-7121	I01603-7121	I01606-7121	I01602-7121	I01601-7121	—
		1-1/4"	I01605-7221	I01608-7221	I01603-7221	I01606-7221	I01602-7221	I01601-7221	—
Schlage E	SCE	15/16"	I01605-7017	I01608-7017	I01603-7017	I01606-7017	I01602-7017	I01601-7017	—
		1-1/8"	I01605-7117	I01608-7117	I01603-7117	I01606-7117	I01602-7117	I01601-7117	—
		1-1/4"	I01605-7217	I01608-7217	I01603-7217	I01606-7217	I01602-7217	I01601-7217	—
Schlage C	SCC	15/16"	I01605-7016	I01608-7016	I01603-7016	I01606-7016	I01602-7016	I01601-7016	—
		1-1/8"	I01605-7116	I01608-7116	I01603-7116	I01606-7116	I01602-7116	I01601-7116	—
		1-1/4"	I01605-7216	I01608-7216	I01603-7216	I01606-7216	I01602-7216	I01601-7216	—
		1-1/2"	I01605-7316	I01608-7316	I01603-7316	I01606-7316	I01602-7316	I01601-7316	—
Schlage C-K	SCC-K	15/16"	I01605-7018	I01608-7018	I01603-7018	I01606-7018	I01602-7018	I01601-7018	—
		1-1/8"	I01605-7118	I01608-7118	I01603-7118	I01606-7118	I01602-7118	I01601-7118	—
		1-1/4"	—	I01608-7218	I01603-7218	I01606-7218	I01602-7218	I01601-7218	—
Sargent LA	SAL	15/16"	I01605-705	I01608-705	I01603-705	I01606-705	I01602-705	I01601-705	—
		1-1/8"	I01605-715	I01608-715	I01603-715	I01606-715	I01602-715	I01601-715	—
		1-1/4"	I01605-725	I01608-725	I01603-725	I01606-725	I01602-725	I01601-725	—
Sargent RA-RC	RA-RC	15/16"	I01605-706	I01608-706	I01603-706	I01606-706	I01602-706	I01601-706	—
		1-1/8"	I01605-716	I01608-716	I01603-716	I01606-716	I01602-716	I01601-716	—
		1-1/4"	I01605-726	I01608-726	I01603-726	I01606-726	I01602-726	I01601-726	—
Yale E1R	YA8	15/16"	I01605-7031	I01608-7031	I01603-7031	I01606-7031	I01602-7031	I01601-7031	—
		1-1/8"	I01605-7131	I01608-7131	I01603-7131	I01606-7131	I01602-7131	I01601-7131	—
		1-1/4"	I01605-7231	I01608-7231	I01603-7231	I01606-7231	I01602-7231	I01601-7231	—
Yale GA	GA	15/16"	I01605-7035	I01608-7035	I01603-7035	I01606-7035	I01602-7035	I01601-7035	—
		1-1/8"	I01605-7135	I01608-7135	I01603-7135	I01606-7135	I01602-7135	I01601-7135	—
		1-1/4"	I01605-7235	I01608-7235	I01603-7235	I01606-7235	I01602-7235	I01601-7235	—
Falcon E-R	FAL	15/16"	I01605-7033	I01608-7033	I01603-7033	I01606-7033	I01602-7033	I01601-7033	—
		1-1/8"	I01605-7133	I01608-7133	I01603-7133	I01606-7133	I01602-7133	I01601-7133	—
		1-1/4"	I01605-7233	I01608-7233	I01603-7233	I01606-7233	I01602-7233	I01601-7233	—
Kwikset	KW	15/16"	I01605-7050	I01608-7050	I01603-7050	I01606-7050	I01602-7050	I01601-7050	—
		1-1/8"	I01605-7150	I01608-7150	I01603-7151	I01606-7150	I01602-7150	I01601-7150	—
		1-1/4"	I01605-7250	I01608-7250	I01603-7250	I01606-7250	I01602-7250	I01601-7250	—
PDQ TA (Restricted. Limited to Grandmaster systems w/4 masters)	TA	15/16"	I01605-7044	I01608-7044	I01603-7044	I01606-7044	I01602-7044	I01601-7044	—
		1-1/8"	I01605-7144	I01608-7144	I01603-7144	I01606-7144	I01602-7144	I01601-7144	—
		1-1/4"	I01605-7244	I01608-7244	I01603-7244	I01606-7244	I01602-7244	I01601-7244	—
—	Dummy	1"	I01605-70D	I01608-70D	I01603-70D	I01606-70D	I01602-70D	I01601-70D	—
		1-1/8"	I01605-71D	I01608-71D	I01603-71D	I01606-71D	I01602-71D	I01601-71D	—
		1-1/4"	I01605-72D	I01608-72D	I01603-72D	I01606-72D	I01602-72D	I01601-72D	—
—	T-Turn	15/16"	—	—	—	—	—	—	—
		1-1/8"	I12605	I12608	I12603	I12606	I12602	I12607	—
		1-1/4"	I22605	I22608	I22603	I22606	I22602	I22607	—
—	T-Turn, Right Hand, Function MJ134 RH	1-1/4"	—	—	—	—	—	MJ522-01	
—	T-Turn, Left Hand Function MJ134 LH	1-1/4"	—	—	—	—	—	MJ523-01	





INTERCHANGEABLE CORES AND HOUSINGS

ARCHITECTURAL SUBMITTAL SHEET

INTERCHANGEABLE CORES



CORE TYPE	KEYWAY	PDQ KEYWAY	PINS	606	626
Small Format (SFIC) BEST Compatible	UNCOMBINED				
	Best A (Default), B, C, D, E, F, G, H, J, K, L, M, Q, R, WA, WB, WG, WH, TB, TD, TE, R	A (Default), B, C, D, E, F, G, H, J, K, L, M, Q, R, WA, WB, WG, WH, TB, TD, TE, R	6	I5206 - 8 - Specify Keyway	I5206 - 7 - Specify Keyway
			7	I5207 - 8 - Specify Keyway	I5207 - 7 - Specify Keyway
	COMBINED				
	Best A (Default), B, C, D, E, F, G, H, J, K, L, M, Q, R, WA, WB, WG, WH, TB, TD, TE, R	A (Default), B, C, D, E, F, G, H, J, K, L, M, Q, R, WA, WB, WG, WH, TB, TD, TE, R	6	I5206 - 8-1 - Specify Keyway	I5206 - 7-1 - Specify Keyway
			7	I5207 - 8-1 - Specify Keyway	I5207 - 7-1 - Specify Keyway
	PDQ Exclusive	PDQ 1	6	I5206 - 8 - 41	I5206 - 7 - 41
			7	I5207 - 8 - 41	I5207 - 7 - 41
		PDQ 2	6	I5206 - 8 - 42	I5206 - 7 - 42
			7	I5207 - 8 - 42	I5207 - 7 - 42
	PDQ Exclusive and Restricted	PDQ 3	6	I5206 - 8 - 43	I5206 - 7 - 43
			7	I5207 - 8 - 43	I5207 - 7 - 43
Large Format (LFIC) Schlage Compatible	UNCOMBINED				
	Schlage C (Default)	SCC (Default)	6	I5206-8-16	I5206-7-16
	COMBINED				
Schlage C (Default)	SCC (Default)	6	I5206-8-116	I5206-7-116	
PDQ Restricted	TA	—	See High Security Section		
Construction Cores ¹	Small Format ² (BEST Compatible)	—	6 only	I5206	I5206
	Dummy, Plastic	—	—	I13520	I13520
	Large Format (Schlage Compatible)	—	—	I5206LFIC	I5206LFIC
	I-C Tailpiece and Spacer	—	—	VP92905	VP92905

Notes 1: No finish designation required. 2: Available in "L" keyway only.

HOUSINGS



DESCRIPTION	PDQ NO.
SFIC Mortise Cylinder Housing 6-pin 1-1/4", BEST® compatible	I5306-(specify finish)
SFIC Mortise Cylinder Housing 7-pin 1-3/8", BEST® compatible	I5307-(specify finish)
SFIC Mortise Cylinder Housing (for both 6-pin/7-pin cores), 1-1/2", BEST® compatible	I5317-(specify finish)
SFIC Mortise Cylinder Tapered 6-pin 1/2", BEST® compatible	I53013-067 (specify US3 or 26D)
SFIC Mortise Cylinder Tapered 7-pin 1/2", BEST® compatible	I53013-077 (specify US10B or 26D)
SFIC Rim Cylinder Housing (for both 6-pin/7-pin cores)	I5308-(specify finish)
LFIC Mortise Housing, Schlage® compatible	I5304-(specify finish)
LFIC Rim Housing, Schlage® compatible	I5303-(specify finish)











INTERCHANGEABLE CORES, HOUSINGS AND CAMS

ARCHITECTURAL SUBMITTAL SHEET

CAMS

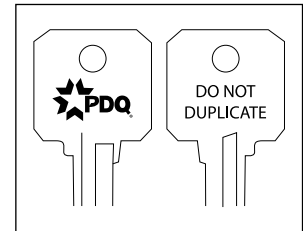
CAM LAYOUT	DESCRIPTION	WHERE USED	CONVENTIONAL MORTISE CYLINDER	SMALL FORMAT HOUSING	LARGE FORMAT HOUSING
	Adams Rite AR Cam	KT Series Deadbolts	I127-4205	I54011	I54211
	PDQ MR Cam	MR Series Mortise Locks	I127-4201	I54061	I54261
	Straight Cam	6 EW Series Wide Stile Escutcheon Exit Device Trim	I127-4202	I54031	I54231
	Schlage Cloverleaf Cam		I127-4209	I54051	I54221
	Sargent Std Cam		I127-4204	I54041	N/A
	Lockwood		I127-4203	I54021	N/A



KEYING SYSTEMS

ARCHITECTURAL SUBMITTAL SHEET

CODE	KEYING SYSTEMS
KD	Keyed Random
OB	0-Bitted with 2 blank keys (For quality control purposes, PDQ "0" bit cylinders are actually keyed to a 1 bit and a 1 bit key is sent to open cylinders.)
KA2	Keyed Alike, 2 or less (KA2)
KA4	Keyed Alike, 3-4 (KA3 or KA4)
KA	Keyed Alike, 5 or More (KA5)
MK	Master Keyed
CMK	Construction Master Keyed
KE	Master Keyed to Existing Bittings:
CODE	MASTER KEY SERVICES
	Number of Bittings
B100	1-100
B300	101-300
B1000	301-1000
B2000	1001- 2000
B5000	2001- 5000
	Master Key Service is a custom master key system that is provided with the purchase of complete PDQ manufactured locks and locking devices. A master key service charge will be assessed for any order that includes only PDQ cylinders or cores for use on non-PDQ locks or locking devices.
BL	Bitting List for Factory Master Key Production
CODE	VISUAL KEY CONTROL
VKC-KEY	Visual Key Control - Key Stamping
VKC-CYL	Visual Key Control - Cylinder Stamping
VKC-COR	Visual Key Control - Core Stamping
CODE	MASTER/CONTROL/CHANGE KEY CUT
MKC	Master Key
GMKC	Grand Master Key
GGMKC	Grand Grand Master Key
CMKC	Construction Master Key
CTLK	Control Key
CKC	Change Key



Visual Key Control


ARCHITECTURAL SUBMITTAL SHEET

KEY BLANKS (50 PIECE MINIMUM ORDER)

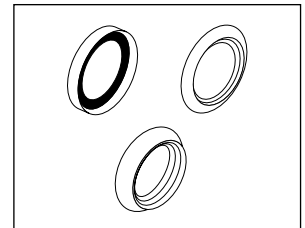
PDQ KEYWAY	COMPATIBLE WITH
ARA	Arrow / AR1
CO59A1	Corbin 59A1
CO6	Corbin / 60
CL4	Corbin / L4
RUD	Russwin / D1
SCC	Schlage / C
SCE	Schlage / E
SAL	Sargent / LA
SAS	Sargent / SAS
RA-RC	Sargent / RA-RC
YA8	Yale / E11
GA	Yale / GA
FAL	Falcon / E-R
KW	Kwikset / KW
Segal	Segal
TA	PDQ / TA (Restricted. Limited to Grandmaster systems w/4 sub masters)
Large Bow Key	SCC
Large Bow Key	SCE
INTERCHANGEABLE CORE KEY BLANKS	
Best Keyways: A, B, C, D, E, F, G, H, J, K, L, M, Q, WA, WB, WC, WD, WG, WH, TB, TD, TE, R, DD	
IC Keyblank Stamped "U.S. Govt". Min order qty: 50ea	

NOTES:

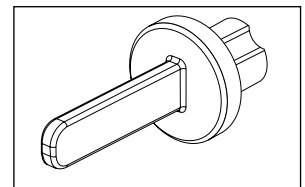
- Specify finish when ordering miscellaneous parts
- Kwikset cylinder available in 5 pin only



6 Pin Key Blank / 5 Pin Key Blank



Collars



LFIC & SFIC Tailpieces

MISCELLANEOUS PARTS

DESCRIPTION	PDQ NO.
1-1/4" x 4-7/8" ANSI Dust Box (Specified with Lock)	Y025-SBX
1-1/4" x 4-7/8" ANSI Dust Box	Y025-SBX
T-Strike Dust Box (Specified with Lock)	I0251
T-Strike Dust Box	I0251
FL-Strike Dust Box (Specified with Lock)	I0251R
FL-Strike Dust Box	I0251R
1-1/8" x 2-3/4" Deadbolt Dust Box	I4701
IC Tailpiece assembly includes tailpiece and spacer	VP92905
GP Screw pack (any finish) / GT Screw pack (any finish)	V91910 / VA10030
1-1/8" Latch Front Filler Plate (Minimum of 100 pieces)	I099-100
COLLARS AND BLOCKING RINGS	
Rim Cylinder Ring	I5502
Mortise Cylinder Ring Step 5/32"	I5501
Blocking Ring 1/8"	I55121
Blocking Ring 5/32"	I034
Blocking Ring 1/4"	I55012
Vandal Collar 11/16"	I5504
Vandal Collar 13/16"	I5503

*Works with both GP and GT, SX, SA and SD latches. (Grade 1 latches requires removal of breakaway center)