

Filters

Hydraulic	8-1 — 8-13
Inline	8-14 — 8-17
Inline - MPI™	8-18
Tee	8-19 — 8-21

If you can't find it, your local Parker distributor can!

Just because it's not in our catalog doesn't mean you can't get it. To find exactly what you need, contact your local Parker distributor today. We can often provide 24-hour delivery direct from our factories to over 12,000 distribution locations worldwide. Our business is keeping you on the move.

General Description: Fluid analysis has proven to be a critical tool for any preventive maintenance program. Fluid analysis is able to identify potential problems that cannot be detected by human senses. A comprehensive fluid analysis program can help prevent major hydraulic or lube oil system failures.

Par-Test is a complete laboratory analysis, performed on a small volume of fluid. The report you receive is a neatly organized, three-page format. One may quickly analyze the test results of an individual sample and/or look at a trend analysis of up to five different samples.

The petroleum base fluid analysis kit provides the following information:

- Particle Count
- Photomicrograph
- Free Water Analysis
- Spectrometric Analysis
- Viscosity Analysis
- Water Analysis (PPM)
- Neutralization Analysis

HYDRAULIC FILTERS

FLUID ANALYSIS SERVICE



Part No.	Description
927293	Petroleum base fluid kit (carton of 10 test bottles)

General Description: Microglass filter has a higher dirt-holding capacity for longer usable filter life. Elements are interchangeable with major brands of the same size: 1-12" thread for 20 GPM and 1 1/2-16" thread for 50 GPM models. Dual Buna N seals resist leaks up to 150 psi, while keeping filtered and incoming fluid from mixing. Head has 1/8" NPTF port for use with optional gauge. Use in hydraulic systems with petroleum-based fluids.

- Features:**
- Max. pressure 150 psi
 - Max. temperature 225°F
 - Cast aluminum head mounts securely to in-line piping
 - 15 psi bypass spring

HYDRAULIC FILTERS

HYDRAULIC RETURN LINE SPIN-ON FILTERS



Complete Filters Part No.	Ports NPT (in.)	Max. GPM	Filter Media	Microns	Replacement Elements Part No.
12AT03CN15BBH	3/4	20	Cellulose	3	926543
12AT10CN15BBH	3/4	20	Cellulose	10	921999
12AT10BN15BBH	3/4	20	Microglass	10	928763
12AT20BN15BBH	3/4	20	Microglass	20	928764
12AT25CN15BBH	3/4	20	Cellulose	25	925023
50AT03CN15BBH	1/4	50	Cellulose	3	926541
50AT10CN15BBH	1 1/4	50	Cellulose	10	926169
50AT10BN15BBH	1 1/4	50	Microglass	10	928766
50AT20BN15BBH	1 1/4	50	Microglass	20	928767
50AT25CN15BBH	1 1/4	50	Cellulose	25	926170

General Description: Hydraulic Filter Division offers an extensive range of competitively priced Parker quality replacement filter elements. ParFit™ interchange elements allow the users to acquire all their replacement elements from one quality source regardless of the original equipment manufacturer.

ParFit™ competitive interchange elements must conform to all the same rigorous tests as the standard Parker replacement elements. The elements meet or exceed all specifications for the following tests:

- ISO2941 Element Collapse/Burst Resistance
- ISO2942 Fabrication Integrity
- ISO2943 Material Compatibility
- ISO3724 Flow Fatigue Resistance
- ISO4572 Multipass Test

HYDRAULIC FILTERS

PARFIT™ REPLACEMENT ELEMENTS COMPETITIVE INTERCHANGES



Manufacturer Hydac Part No.	Parker Part No.	0063DN003BN3HC	PR4526	0110D020BN3HC	PR3088
0030D003BH3HC	PR3035	0063DN003BH3HC	PR4524	0110R003BN3HC	PR3256
0030D003BN3HC	PR3031	0063DN010BN3NC	PR4527	0110R005BN3HC	PR3257
0030D005BH3HC	PR3036	0063DN010BH3HC	PR4525	0110R010BN3HC	PR3258
0030D005BN3HC	PR3032	0060R003BN3NC	PR3239	0110R020BN3HC	PR3259
0030D010BH3HC	PR3037	0060R005BN3HC	PR3240	0140D003BH3HC	937059Q
0030D010BN3HC	PR3033	0060R010BN3HC	PR3241	0140D003BN3HC	937060Q
0030D020BH3HC	PR3038	0060R020BN3HC	PR3242	0140D005BH3HC	937061Q
0030D020BN3HC	PR3034	0100DN003BH3HC	PR4528	0140D005BN3HC	937062Q
0035D020BN3HC	937058Q	0100DN003BN3HC	PR4530	0140D010BH3HC	937063Q
0030R003BN3HC	PR3222	0100DN010BH3HC	PR4529	0140D010BN3HC	937064Q
0030R005BN3HC	PR3223	0100DN010BN3HC	PR4531	0140D020BH3HC	937065Q
0030R010BN3HC	PR3224	0100RN006BN3HC	PR4499	0140D020BN3HC	937066Q
0030R020BN3HC	PR3225	0100RN010BN3HC	PR4500	0160D003BH3HC	PR3122
0060D003BH3HC	PR3064	0100RN025BN3HC	PR4501	0160D003BN3HC	PR3114
0060D003BN3HC	PR3056	0110D003BH3HC	PR3093	0160D005BH3HC	PR3123
0060D005BH3HC	PR3065	0110D003BN3HC	PR3085	0160D005BN3HC	PR3115
0060D005BN3HC	PR3057	0110D005BH3HC	PR3094	0160D010BH3HC	PR3124
0060D010BH3HC	PR3066	0110D005BN3HC	PR3086	0160D010BN3HC	PR3116
0060D010BN3HC	PR3058	0110D010BH3HC	PR3095	0160D020BH3HC	PR3125
0060D020BH3HC	PR3067	0110D010BN3HC	PR3087	0160D020BN3HC	PR3117
0060D020BN3HC	PR3059	0110D020BH3HC	PR3096	0160R003BN3HC	PR3273

HYDRAULIC FILTERS

PARFIT™ REPLACEMENT ELEMENTS COMPETITIVE INTERCHANGES (Continued)

Manufacturer Hydac Part No.	Parker Part No.				
0160R005BN3HC	PR3274	0480D003BH3HC	937067Q	1300R005BN3HC	934478
0160R010BN3HC	PR3275	0480D003BN3HC	937068Q	1300R010BN3HC	934236
0160R020BN3HC	PR3276	0480D005BH3HC	937069Q	1300R020BN3HC	934479
0160RN006BN3HC	PR4502	0480D005BN3HC	937070Q	2600R003BN3HC	934570
0160RN010BN3HC	PR4503	0480D010BH3HC	937071Q	2600R005BN3HC	934571
0160RN025BN3HC	PR4504	0480D010BN3HC	937072Q	2600R010BN3HC	934234
0240D003BH3HC	PR3151	0480D020BH3HC	937073Q	2600R020BN3HC	934572
0240D003BN3HC	PR3143	0480D020BN3HC	937074Q	MFE160-03/2	926541
0240D005BH3HC	PR3152	0500D003BH3HC	937075Q	MFE160-10/2	926169
0240D005BN3HC	PR3144	0500D003BN3HC	937076Q	MFE160-03BN/2	934200
0240D010BH3HC	PR3153	0500D005BH3HC	937077Q	MFE160-10BN/2	928766
0240D010BN3HC	PR3145Q	0500D005BN3HC	937078Q	MFE160-20BN/2	928767
0240D020BH3HC	PR3154	0500D010BH3HC	937079Q	0160MA003BN	934200
0240D020BN3HC	PR3146	0500D010BN3HC	937080Q	0160MA010BN	928766
0240R003BN3HC	PR3290	0500D020BH3HC	937081Q	0160MA020BN	928767
0240R005BN3HC	PR3291	0500D020BN3HC	937082Q	MFE160/1-03BN/2	932073
0240R010BN3HC	PR3292	0660D003BH3HC	PR3209	MFW160/1-10/2	927736
0240R020BN3HC	PR3293	0660D003BN3HC	PR3201	MFE160/1-10BN/2	929445
0250DN003BH3HC	PR4536	0660D005BH3HC	PR3210	MFE160/1-20BN/2	929446
0250DN003BN3HC	PR4538	0660D005BN3HC	PR3202	MFE80-03/2	926543
0250DN010BH3HC	PR4537	0660D010BH3HC	PR3211	MFE80-10/2	921999
0250DN010BN3HC	PR4539	0660D010BN3HC	PR3203Q	MFE80-25/2	925023
0250RN006BN3HC	PR4505	0660D020BH3HC	PR3212	MFE90-03BN/2	935163
0250RN010BN3HC	PR4506	0660D020BN3HC	PR3204	0090MA003BN	935163
0250RN025BN3HC	PR4507	0660R003BN3HC	PR3324	MFE90-05BN/2	935164
0330D003BH3HC	PR3180	0660R005BN3HC	PR3325	0090MA005BN	935164
0330D003BN3HC	PR3172	0660R010BN3HC	PR3326	MFE90-10BN/2	935165
0330D005BH3HC	PR3181	0660R020BN3HC	PR3327	0090MA010BN	935165
0330D005BN3HC	PR3173	0630RN003BN3HC	PR4512	MFE90-20BN/2	935166
0330D010BH3HC	PR3182	0630RN006BN3HC	PR4513	0090MA020BN	935166
0330D010BN3HC	PR3174	0630RN010BN3HC	PR4514	MFE90/1-03BN/2	935167
0330D020BH3HC	PR3183	0630RN025BN3HC	PR4515	0095MA003BN	935167
0330D020BN3HC	PR3175	0500R003BN3HC	934566	MFE90/1-05BN/2	935168
0330R003BN3HC	PR3307	0500R005BN3HC	934567	0095MA005BN	935168
0330R005BN3HC	PR3308	0500R010BN3HC	934568	MFE90/1-10BN/2	935169
0330R010BN3HC	PR3309	0500R020BN3HC	934569	0095MA010BN	935169
0330R020BN3HC	PR3310	0950R010BN3HC	935906	MFE90/1-20BN/2	935170
		1300R003BN3HC	934477	0095MA020BN	935170

HYDRAULIC FILTERS

PARFIT™ REPLACEMENT ELEMENTS COMPETITIVE INTERCHANGES (Continued)

Manufacturer Pall Part No.	Parker Part No.				
HC2618FKP18H	934179Q	HC6400FKS13Z	935141	HC7400SKP8H	935167
HC2618FKN18H	933912Q	HC6400FKS16H	935145	HC7400SKS4H	935165
HC2618FKS18H	933913Q	HC6400FKS16Z	935145	HC7400SKS8H	935169
HC2618FKT18H	933914Q	HC6400FKS26H	935149	HC7400SKT4H	935166
HC2618FKP36H	934180Q	HC6400FKS26Z	935149	HC7400SKT8H	935170
HC2618FKN36H	933919Q	HC6400FKT13H	935142	HC7500SKJ4H	926170
HC2618FKS36H	933920Q	HC6400FKT13Z	935142	HC7500SKN4H	928766
HC2618FKT36H	933921Q	HC6400FKT16H	935146	HC7500SKN8H	932073
HC6300FKN13H	937112Q	HC6400FKT16Z	935146	HC7500SKP4H	934200
HC6300FKN16H	937113Q	HC6400FKT26H	935150	HC7500SKP8H	932073
HC6300FKN26H	937114Q	HC6400FKT26Z	935150	HC7500SKS4H	928766
HC6300FKN8H	937115Q	HC6500FKN13H	935152	HC7500SKS8H	929445
HC6300FKP13H	937116Q	HC6500FKN13Z	935152	HC7500SKT4H	928767
HC6300FKP16H	937117Q	HC6500FKN16H	935156	HC7500SKT8H	929446
HC6300FKP26H	937118Q	HC6500FKN16Z	935156	HC8200FKN8H	932266QQ
HC6300FKP8H	937122Q	HC6500FKN26H	935160	HC8200FKN8Z	932266QQ
HC6300FKS13H	937123Q	HC6500FKN26Z	935160	HC8200FKP8H	933363Q
HC6300FKS16H	937124Q	HC6500FKP13H	935151	HC8200FKP8Z	933363Q
HC6300FKS26H	937125Q	HC6500FKP13Z	935151	HC8200FKS8H	933364Q
HC6300FKS8H	937126Q	HC6500FKP16H	935155	HC8200FKS8Z	933364Q
HC6300FKT13H	937127Q	HC6500FKP16Z	935155	HC8200FKT8H	933365Q
HC6300FKT16H	937128Q	HC6500FKP26H	935159	HC8200FKT8Z	933365Q
HC6300FKT26H	937129Q	HC6500FKP26Z	935159	HC8200FKN13H	934472Q
HC6300FKT8H	937130Q	HC6500FKS13H	935153	HC8200FKP13H	934473Q
HC6400FKN13H	935140	HC6500FKS13Z	935153	HC8200FKS13H	934474Q
HC6400FKN13Z	935140	HC6500FKS16H	935157	HC8200FKT13H	934475Q
HC6400FKN16H	935144	HC6500FKS16Z	935157	HC8200FKN16H	935549Q
HC6400FKN16Z	935144	HC6500FKS26H	935161	HC8200FKP16H	935548Q
HC6400FKN26H	935148	HC6500FKS26Z	935161	HC8200FKS16H	935550Q
HC6400FKN26Z	935148	HC6500FKT13H	935154	HC8200FKT16H	935551Q
HC6400FKP13H	935139	HC6500FKT13Z	935154	HC8300FWT16H	929109
HC6400FKP13Z	935139	HC6500FKT16H	935158	HC8300FWT39H	932006
HC6400FKP16H	935143	HC6500FKT16Z	935158	HC8300FWT8H	929103
HC6400FKP16Z	935143	HC6500FKT26H	935162		
HC6400FKP26H	935147	HC6500FKT26Z	935162		
HC6400FKP26Z	935147	HC7400SKN4H	935164		
HC6400FKS13H	935141	HC7400SKN8H	935168		
		HC7400SKP4H	935163		



HYDRAULIC FILTERS

PARFIT™ REPLACEMENT ELEMENTS COMPETITIVE INTERCHANGES (Continued)

Manufacturer Pall Part No.	Parker Part No.				
HC8300FKN16H	933045Q	HC8314FKT16H	934311Q	HC8400FKT8H	933775Q
HC8300FKN39H	932873Q	HC8314FKP39H	934121Q	HC8400FUN16H	933759Q
HC8300FKN8H	927861Q	HC8314FKN39H	934122Q	HC8400FUN26H	933227Q
HC8300FKP16H	933044Q	HC8314FKS39H	934123Q	HC8400FUN39H	933090Q
HC8300FKP39H	932872Q	HC8314FKT39H	934124Q	HC8400FUN8H	933758Q
HC8300FKP8H	927663Q	HC8400FDN16H	933759Q	HC8400FUP16H	933776Q
HC8300FKS16H	933046Q	HC8400FDN26H	933227Q	HC8400FUP26H	933226Q
HC8300FKS39H	932874Q	HC8400FDN39H	933090Q	HC8400FUP39H	933089Q
HC8300FKS8H	927661Q	HC8400FDN8H	933758Q	HC8400FUP8H	933773Q
HC8300FKT16H	933047Q	HC8400FDP16H	933776Q	HC8400FUS16H	933777Q
HC8300FKT39H	932875Q	HC8400FDP26H	933226Q	HC8400FUS26H	933228Q
HC8300FKT8H	929099Q	HC8400FDP39H	933089Q	HC8400FUS39H	933091Q
HC8300FUN16H	933045Q	HC8400FDP8H	933773Q	HC8400FUS8H	933774Q
HC8300FUN39H	932872Q	HC8400FDS16H	933777Q	HC8400FUT16H	933763Q
HC8300FUN8H	927861Q	HC8400FDS26H	933228Q	HC8400FUT26H	933229Q
HC8300FUP16H	933044Q	HC8400FDS39H	933091Q	HC8400FUT39H	933092Q
HC8300FUP39H	932872Q	HC8400FDS8H	933774Q	HC8400FUT8H	933775Q
HC8300FUP8H	927663Q	HC8400FDT16H	933763Q	HC8500FKN13H	935176
HC8300FUS16H	933046Q	HC8400FDT26H	933229Q	HC8500FKN26H	935180
HC8300FUS39H	932874Q	HC8400FDT39H	933092Q	HC8500FKN8H	935172
HC8300FUS8H	927661Q	HC8400FDT8H	933775Q	HC8500FKP13H	935175
HC8300FUT16H	933047Q	HC8400FKN16H	933759Q	HC8500FKP26H	935179
HC8300FUT39H	932875Q	HC8400FKN26H	933227Q	HC8500FKP8H	935171
HC8300FUT8H	929099Q	HC8400FKN39H	933090Q	HC8500FKS13H	935177
HC8310FKN16H	933045Q	HC8400FKN8H	933758Q	HC8500FKS26H	935181
HC8310FKN39H	932873Q	HC8400FKP16H	933776Q	HC8500FKS8H	935173
HC8310FKP16H	933044Q	HC8400FKP26H	933026Q	HC8500FKT13H	935178
HC8310FKP39H	932872Q	HC8400FKP39H	933089Q	HC8500FKT26H	935182
HC8310FKS16H	933046Q	HC8400FKP8H	933773Q	HC8500FKT8H	935174
HC8310FKS39H	932874Q	HC8400FKS16H	933777Q	HC8800FDN13H	933378Q
HC8310FKT16H	933047Q	HC8400FKS26H	933228Q	HC8800FDN16H	933234Q
HC8310FKT39H	932875Q	HC8400FKS39H	933091Q	HC8800FDN8H	933377Q
HC8314FKP16H	934308Q	HC8400FKS8H	933774Q	HC8800FDP13H	930222Q
HC8314FKN16H	934309Q	HC8400FKT16H	933763Q	HC8800FDP16H	930226Q
HC8314FKS16H	934310Q	HC8400FKT26H	933229Q	HC8800FDP8H	930218Q
		HC8400FKT39H	933092Q	HC8800FDS13H	930223Q

Replace -H with -Z for the same Parker replacement part number. "Z" = Fluorocarbon.



HYDRAULIC FILTERS

PARFIT™ REPLACEMENT ELEMENTS COMPETITIVE INTERCHANGES (Continued)

Manufacturer Part No.	Parker Part No.	Manufacturer Part No.	Parker Part No.	Manufacturer Part No.	Parker Part No.
HC8800FDS16H	930227Q	HC8900FDN26H	933219Q	HC8900FUP16H	933210Q
HC8800FDS8H	930219Q	HC8900FDN8H	933194Q	HC8900FUP26H	933218Q
HC8800FDT13H	930224Q	HC8900FDP13H	933202Q	HC8900FUP8H	933193Q
HC8800FDT16H	930228Q	HC8900FDP16H	933210Q	HC8900FUS13H	933204Q
HC8800FDT8H	930220Q	HC8900FDP26H	933218Q	HC8900FUS16H	933212Q
HC8800FKN13H	933378Q	HC8900FDP8H	933193Q	HC8900FUS26H	933220Q
HC8800FKN16H	933234Q	HC8900FDS13H	933204Q	HC8900FUS8H	933195Q
HC8800FKN8H	933377Q	HC8900FDS16H	933212Q	HC8900FUT13H	933205Q
HC8800FKP13H	930222Q	HC8900FDS26H	933220Q	HC8900FUT16H	933213Q
HC8800FKP16H	930226Q	HC8900FDS8H	933195Q	HC8900FUT26H	933221Q
HC8800FKP8H	930218Q	HC8900FDT13H	933205Q	HC8900FUT8H	933196Q
HC8800FKS13H	930223Q	HC8900FDT16H	933213Q	HC9020FDN4H	933239Q
HC8800FKS16H	930227Q	HC8900FDT26H	933221Q	HC9020FDN8H	933246Q
HC8800FKS8H	930219Q	HC8900FDT8H	933196Q	HC9020FDP4H	925582Q
HC8800FKT13H	930224Q	HC8900FKN13H	933203Q	HC9020FDP8H	925602Q
HC8800FKT16H	930228Q	HC8900FKN16H	933211Q	HC9020FDS4H	925580Q
HC8800FKT8H	930220Q	HC8900FKN26H	933219Q	HC9020FDS8H	932618Q
HC8800FUN13H	933378Q	HC8900FKN8H	933194Q	HC9020FDT4H	930369Q
HC8800FUN16H	933234Q	HC8900FKP13H	933202Q	HC9020FDT8H	930370Q
HC8800FUN8H	933377Q	HC8900FKP16H	933210Q	HC9020FKN4H	933239Q
HC8800FUP13H	930222Q	HC8900FKP26H	933218Q	HC9020FKN8H	933246Q
HC8800FUP16H	930226Q	HC8900FKP8H	933193Q	HC9020FKP4H	925582Q
HC8800FUP8H	930218Q	HC8900FKS13H	933204Q	HC9020FKP8H	925602Q
HC8800FUS13H	930223Q	HC8900FKS16H	933212Q	HC9020FKS4H	925580Q
HC8800FUS16H	930227Q	HC8900FKS26H	933220Q	HC9020FKS8H	932618Q
HC8800FUS8H	930219Q	HC8900FKS8H	933195Q	HC9020FKT4H	930369Q
HC8800FUT13H	930224Q	HC8900FKT13H	933205Q	HC9020FKT8H	930370Q
HC8800FUT16H	930228Q	HC8900FKT16H	933213Q	HC9020FUN4H	933239Q
HC8800FUT8H	930220Q	HC8900FKT26H	933221Q	HC9020FUP4H	925582Q
HC8900FKN39H	937180Q	HC8900FKT8H	933196Q	HC9020FUS4H	925580Q
HC8900FKP39H	937181Q	HC8900FTN16ZY137	933037Q	HC9020FUT4H	930369Q
HC8900FKS39H	937182Q	HC8900FUN13H	933203Q	HC9021FDP4H	927725Q
HC8900FKT39H	937183Q	HC8900FUN16H	933211Q	HC9021FDP8H	927723Q
HC8900KKN13H	933203Q	HC8900FUN26H	933219Q	HC9021FDT4H	928642Q
HC8900FDN16H	933211Q	HC8900FUN8H	933194Q	HC9021FDT8H	933579Q
		HC8900FUP13H	933202Q	HC9300FKN8H	935184

Replace -H with -Z for the same Parker replacement part number. "Z" = Fluorocarbon.



HYDRAULIC FILTERS

PARFIT™ REPLACEMENT ELEMENTS COMPETITIVE INTERCHANGES (Continued)

Manufacturer Pall Part No.	Parker Part No.				
HC9300FKP8H	935183	HC9400FUS39H	933265Q	HC9600FKT8H	930118Q
HC9300FKS8H	935185	HC9400FUT13H	933253Q	HC9600FUN13H	926845Q
HC9300FKT8H	935186	HC9400FUT26H	933258Q	HC9600FUN16H	926890Q
HC9400FDN13H	929886Q	HC9400FUT39H	933266Q	HC9600FUN4H	926841Q
HC9400FDN26H	929892Q	HC9600FDN13H	926845Q	HC9600FUN8H	926843Q
HC9400FDN39H	933264Q	HC9600FDN16H	926890Q	HC9600FUP13H	926698Q
HC9400FDP13H	929884Q	HC9600FDN4H	926841Q	HC9600FUP16H	926699Q
HC9400FDP26H	929890Q	HC9600FDN8H	926843Q	HC9600FUP4H	926696Q
HC9400FDP39H	933263Q	HC9600FDP13H	926698Q	HC9600FUP8H	926697Q
HC9400FDS13H	929885Q	HC9600FDP16H	926699Q	HC9600FUS13H	926839Q
HC9400FDS26H	929891Q	HC9600FDP4H	926696Q	HC9600FUS16H	926888Q
HC9400FDS39H	933265Q	HC9600FDP8H	926697Q	HC9600FUS4H	926835Q
HC9400FDT13H	933253Q	HC9600FDS13H	926839Q	HC9600FUS8H	926837Q
HC9400FDT26H	933258Q	HC9600FDS16H	926888Q	HC9600FUT13H	930162Q
HC9400FDT39H	933266Q	HC9600FDS4H	926835Q	HC9600FUT16H	930164Q
HC9400FKN13H	929886Q	HC9600FDS8H	926837Q	HC9600FUT4H	930099Q
HC9400FKN26H	929892Q	HC9600FWT13H	937186Q	HC9600FUT8H	930118Q
HC9400FKN39H	933264Q	HC9600FDT13H	930162Q	HC9601FDS13H	937187Q
HC9400FKP13H	929884Q	HC9600FDT16H	930164Q	HC9601FDS16H	937188Q
HC9400FKP26H	929890Q	HC9600FDT4H	930099Q	HC9601FDS4H	937189Q
HC9400FKP39H	933263Q	HC9600FDT8H	930118Q	HC9601FDS8H	937190Q
HC9400FKS13H	929885Q	HC9600FKN13H	926845Q	HC9601FDN8H	934194Q
HC9400FKS26H	929891Q	HC9600FKN16H	926890Q	HC9601FDP11ZYGE	935187
HC9400FKS39H	933265Q	HC9600FKN4H	926841Q	HC9601FDP13H	927182Q
HC9400FKT13H	933253Q	HC9600FKN8H	926843Q	HC9601FDP16H	928143Q
HC9400FKT26H	933258Q	HC9600FKP13H	926698Q	HC9601FDP21ZYGE	928700
HC9400FKT39H	933266Q	HC9600FKP16H	926699Q	HC9601FDP4H	927170Q
HC9400FUN13H	929886Q	HC9600FKP4H	926696Q	HC9601FDP8H	927176Q
HC9400FUN26H	929892Q	HC9600FKP8H	926697Q	HC9601FDT11ZYGE	935188
HC9400FUN39H	933264Q	HC9600FKS13H	926839Q	HC9601FDT13H	927181Q
HC9400FUP13H	929884Q	HC9600FKS16H	926888Q	HC9601FDT16H	928142Q
HC9400FUP26H	929890Q	HC9600FKS4H	926835Q	HC9601FDT21ZYGE	935190
HC9400FUP39H	933263Q	HC9600FKS8H	926837Q	HC9601FDT4H	927169Q
HC9400FUS13H	929885Q	HC9600FKT13H	930162Q	HC9601FDT8H	927175Q
HC9400FUS26H	929891Q	HC9600FKT16H	930164Q	HC9604FKT4H	937207Q
		HC9600FKT4H	930099Q	HC9604FKS4H	937203Q

Replace -H with -Z for the same Parker replacement part number. "Z" = Fluorocarbon.



HYDRAULIC FILTERS

PARFIT™ REPLACEMENT ELEMENTS COMPETITIVE INTERCHANGES (Continued)

Manufacturer Part No.	Parker Part No.	Manufacturer Part No.	Parker Part No.	Manufacturer Part No.	Parker Part No.
HC9604FKN4H	937193Q	HC9650FKS8H	926990Q	HC9700FKP9H	HF41L3VQ
HC9604FKP4H	937199Q	HC9650FKT16H	933302Q	HC9700FKS18H	932679Q
HC9604FKT8H	937208Q	HC9650FKT8H	933295Q	HC9700FKS27H	933488Q
HC9604FKS8H	937204Q	HC9650FUN16H	926994Q	HC9700FKS9H	HF41L10VQ
HC9604FKN8H	937194Q	HC9650FUN8H	926988Q	HC9700FKT18H	931020Q
HC9604FKP8H	937200Q	HC9650FUP16H	926998Q	HC9700FKT27H	933489Q
HC9604FKT13H	937205Q	HC9650FUP8H	926992Q	HC9700FKT9H	HF41L20VQ
HC9604FKS13H	937201Q	HC9650FUS16H	926996Q	HC9700FUN18H	932678Q
HC9604FKN13H	937191Q	HC9650FUS8H	926990Q	HC9700FUN27H	933487Q
HC9604FKP13H	937197Q	HC9650FUT16H	933302Q	HC9700FUN9H	HF41L5VQ
HC9604FKT16H	937206Q	HC9650FUT8H	933295Q	HC9700FUP18H	932677Q
HC9604FKS16H	937202Q	HC9651FKN16H	937217Q	HC9700FP27H	933486Q
HC9604FKN16H	937192Q	HC9651FKN8H	937218Q	HC9700FUP9H	HF41L3VQ
HC9604FKP16H	937198Q	HC9651FKS16H	937219Q	HC9700FUS18H	932679Q
HC9650FKN13H	937209Q	HC9651FKS8H	937220Q	HC9700FUS27H	933488Q
HC9650FKN4H	937210Q	HC9651FDP16H	928156Q	HC9700FUS9H	HF41L10VQ
HC9650FKP13H	937211Q	HC9651FDP8H	928152Q	HC9700FUT18H	931020
HC9650FKP4H	937212Q	HC9651FDT16H	928154Q	HC9700FUT27H	933489Q
HC9650FKS13H	937213Q	HC9651FDT8H	928150Q	HC9700FUT9H	HF41L20VQ
HC9650FKS4H	937214Q	HC9700FDN18H	932678Q	HC9735FKP9H	935136
HC9650FKT13H	937215Q	HC9700FDN27H	933487Q	HC9735FKN9H	935137
HC9650FKT4H	937216Q	HC9700FDN9H	HF41L5VQ	HC9800FDN13H	933784Q
HC9650FDN16H	926994Q	HC9700FDP18H	932677Q	HC9800FDN4H	930197Q
HC9650FDN8H	926988Q	HC9700FDP27H	933486Q	HC9800FDN8H	930198Q
HC9650FDP16H	926998Q	HC9700FDP9H	HF41L3VQ	HC9800FDP13H	933782Q
HC9650FDP8H	926992Q	HC9700FDS18H	932679Q	HC9800FDP4H	930189Q
HC9650FDS16H	926996Q	HC9700FDS27H	933488Q	HC9800FDP8H	930192Q
HC9650FDS8H	926990Q	HC9700FDS9H	HF41L10VQ	HC9800FDS13H	933786Q
HC9650FDT16H	933302Q	HC9700FDT18H	931020Q	HC9800FDS4H	930190Q
HC9650FDT8H	933295Q	HC9700FDT27H	933489Q	HC9800FDS8H	930193Q
HC9650FKN16H	926994Q	HC9700FDT9H	HF41L20VQ	HC9800FDT13H	933788Q
HC9650FKN8H	926988Q	HC9700FKN18H	932678Q	HC9800FDT4H	930191Q
HC9650FKP16H	926998Q	HC9700FKN27H	933487Q	HC9800FDT8H	930194Q
HC9650FKP8H	926992Q	HC9700FKN9H	HF41L5VQ	HC9800FKN13H	933784Q
HC9650FKS16H	926996Q	HC9700FKP18H	932677Q	HC9800FKN4H	930197Q
		HC9700FKP27H	933486Q	HC9800FKN8H	930198Q

Replace -H with -Z for the same Parker replacement part number. "Z" = Fluorocarbon.



HYDRAULIC FILTERS

PARFIT™ REPLACEMENT ELEMENTS COMPETITIVE INTERCHANGES (Continued)

Manufacturer Pall Part No.	Parker Part No.	Manufacturer Schroeder Part No.	Parker Part No.		
HC9800FKP13H	933782Q	7EZ10	936738	C25	935126
HC9800FKP4H	930189Q	8T10	930114	C3	935124
HC9800FKP8H	930192Q	8TS1	926697Q	CC10	935128
HC9800FKS13H	933786Q	8TS3	926843Q	CC25	935129
HC9800FKS4H	930190Q	8S7	926837Q	CC3	935127
HC9800FKS8H	930193Q	8TSX3	927176Q	CCS1	935127
HC9800FKT13H	933788Q	8TSX7	927175Q	CCS10	935128
HC9800FKT4H	930191Q	A10	926567	CCS25	935129
HC9800FKT8H	930194Q	A25	926568	CCS3	935127
HC9800FUN13H	933784Q	A3	926566	CCS7	935128
HC9800FUN4H	930197Q	AAS1	935115	CCSX3	934978
HC9800FUN8H	930198Q	AAS10	935116	CCZ10	935128
HC9800FUP13H	933782Q	AAS25	935117	CCZ25	935129
HC9800FUP4H	930189Q	AAS3	935115	CCZ3	935127
HC9800FUP8H	930192Q	AAS7	935116	CCZX3	934978
HC9800FUS13H	933786Q	AAZ3	935115	CS1	935124
HC9800FUS4H	930190Q	AS1	935112	CS10	935125
HC9800FUS8H	930193Q	AS10	935113	CS25	935126
HC9800FUT13H	933788Q	AS25	935114	CS3	935124
HC9800FUT4H	930191Q	AS3	935112	CS7	935125
HC9800FUT8H	930194Q	AS7	935113	CZ10	935125
HC9801FDS13H	937221Q	AZ10	935113	CZ25	935126
HC9801FDS4H	937222Q	AZ3	935112	CZ3	935124
HC9801FDS8H	937223Q	BB10	935122	D10	935131
HC9801FDP4H	935191	BB25	935123	D25	935132
HC9801FDP8H	935193	BB3	935121	D3	935130
HC9801FDT4H	935192	BBS1	935121	DD10	935134
HC9801FDT8H	935194	BBS10	935122	DD25	935135
HC9801FDP13H	PR2759Q	BBS25	935123	DD3	935133
HC9801FDT13H	PR2760Q	BBS3	935121	DDS1	935133
HC9901FDP13H	935195	BBS7	935122	DDS10	935134
HC9901FDP26H	935197	BBZ10	935122	DDS25	935135
HC9901FDP39H	935199	BBZ25	935123	DDS3	935133
HC9901FDT13H	935196	BBZ3/BBZ5	935121	DDS7	935134
HC9901FDT26H	935198	C10	935125	DDZ3	935133
HC9901FDT39H	935200			DS1	935130

Replace -H with -Z for the same Parker replacement part number. "Z" = Fluorocarbon.



HYDRAULIC FILTERS

PARFIT™ REPLACEMENT ELEMENTS COMPETITIVE INTERCHANGES (Continued)

Manufacturer Schroeder Part No.	Parker Part No.
DS10	935131
DS25	935132
DS3	935130
DS7	935131
J10	926557
J25	926558
J3	926556
JS1	935136
JS10	935137
JS25	935138
JS3	935136
JS7	935137
JZ10	935137
JZ25	935138
JZ3	935136
K10	925520
K25	925773
K3	925772
KM74	925776
KS1	HF41L3VQ
KS3	HF41L5VQ
KS7	HF41L10VQ
KSX3	932674Q
KSX7	932676Q
KW	930156
KZ10	HF41L10VQ
KZ25	HF41L20VQ
KZ31	HF41L3VQ
KZ5	HF41L5VQ
KZX10	932676Q
M10-G1087	928767
MS7-G1087	929445
N10	936178
SKB-1	936547
SKB-1 1/4	936548
SKB-2	936550
SKB-3	936551

General Description: Compact, handheld design is lightweight and ideal for hard-to-reach places. Prevents contaminants from damaging critical hydraulic components. Gerotor pump with visible serviceable inlet strainer. 1/4 HP, 115 VAC, 3.0 F/L amp motor with thermal overload protection. Inlet and outlet hoses can be connected for leakproof transport. Auxiliary inlet/outlet ports can be used to sample oil. Fluorocarbon seals provide long life. Includes one 10-micron cellulose filter element and two clear, wire reinforced 5-ft. hose assemblies with wand attachments. 50 psi maximum operating pressure. Visual 25 psi differential pressure indicator.

Operating temperature range: -15° to 180°F (120°F maximum operating temperature of wand and hoses).

Applications: Conditioning and transferring petroleum-based and water emulsion fluids, and when adding new oil to reservoir or to clean and “polish” oil already in system.

- Features:**
- Flow rate to 4 GPM
 - Built-in relief valve with no downstream bypass ensures 100% filtration
 - UL Recognized, CSA listed motor
 - Maximum 16,000 SUS fluid viscosity

HYDRAULIC FILTERS

PORTABLE FILTRATION SYSTEM



Part No.	Description	Microns	Box Qty.
GT410C	Portable Filtration System	-	-
601727	Molded Plastic Carrying Case	-	-

Replacement Filter Elements for Portable Filtration System			
Part No.	Description	Microns	Box Qty.
932020	Cellulose	20	2
932016	Cellulose	10	2
932017Q	Microglass III	10	2
932018Q	Microglass III	5	2
932019	Copolymer	20/Water Removal	2

General Description: Assembled on two-wheel hand cart with oil drip pan. System filters fluids through a primary 40-micron synthetic polyester inlet filter, then through a final discharge 10-micron cellulose filter. Visual indicator tells condition of element and warns when element should be changed. Prefilters hydraulic oil while transferring to the reservoir. Filter oil already in reservoir as a part of routine maintenance schedule to prolong life of hydraulic components, and eliminate contaminants found even in fresh oil. Built-in bypass valve allows no partial bypass until differential pressure is reached. Unit includes two 1" diameter x 7-ft. hoses and two 3-ft. wands on inlet and discharge filters. Two-wheel cart is easy to maneuver and includes a cart-mounted On/Off switch. Replacement elements available in microglass, cellulose, and 20-micron/water removal. Microglass has a higher dirt-holding capacity for longer usable filter life. 20-micron/water removal element will eliminate moisture and the damaging effects of rust/corrosion to prolong component life.

Dimensions: 25 1/2" L x 19" W x 40 1/2" H.

Maximum operating temperature: 225°F.

- Features:**
- 3/4 HP, 115V 10-amp motor with thermal overload protection
 - Incorporates two high-capacity filters to remove ultrafine contaminants
 - UL Recognized, CSA listed motor
 - Flow rate to 10GPM
 - Maximum fluid viscosity 500 SUS

HYDRAULIC FILTERS

PORTABLE OIL FILTRATION CART



Part No.	Description	Filter Media	Microns
10MF40SA 10C	Hydraulic Cart	-	-
Replacement Filter Elements for Portable Oil Filtration Cart			
924448	Inlet	Polyester	40
924450	Discharge	Cellulose	10
924453Q	Discharge	Microglass III	10
927584	Discharge	Copolymer	20/Water Removal

General Description: Parker F Series Inline Filters are designed for protection of instrumentation systems from undesirable materials. Component changes or repair and maintenance can admit dirt, chips, scale, or other contaminants to the small bore tubing.

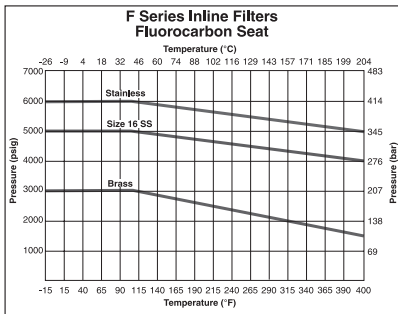
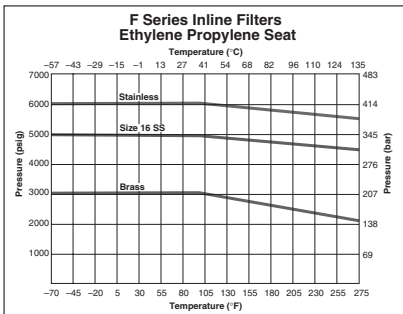
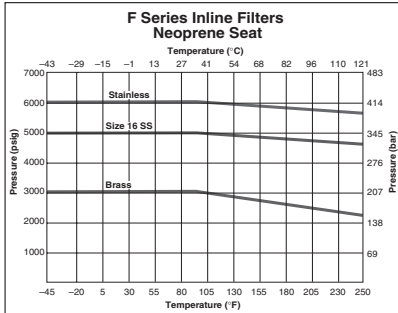
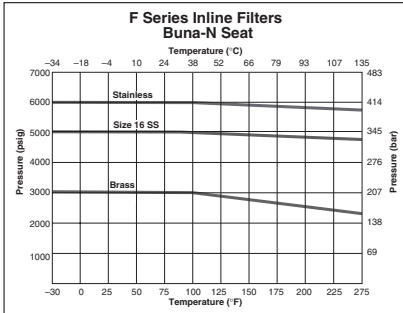
Features:

- Compact inline design with large filtration area
- Stainless steel and brass construction
- Replaceable sintered 316 stainless steel filter element
- Standard sintered metal micron ratings: 1, 5, 10, 50, and 100
- Optional 250 and 450 micron wire cloth filter elements
- Port connections include male and female NPT, CPI™, A-LOK®, UltraSeal, VacuSeal, BSP, SAE, and Seal-Lok®
- Heat code traceability

Specifications:

Pressure Rating:		
316 SS—1/8" to 3/4":		6000 psig CWP
1":		5000 psig CWP
All sizes with PTFE Seals:		4000 psig CWP
Brass— 1/8" to 1":		3000 psig CWP
Temperature Rating:		
Fluorocarbon Rubber		-15°F to +400°F
Buna-N Rubber		-30°F to +275°F
Ethylene Propylene Rubber		-70°F to +275°F
Neoprene Rubber		-45°F to +250°F
PTFE		-65°F to +400°F
Highly Fluorinated Fluorocarbon Rubber		-15°F to +200°F

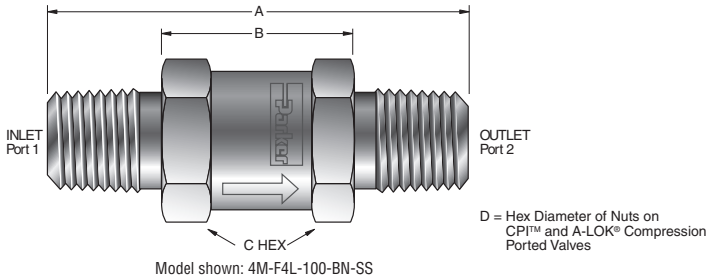
PRESSURE VS. TEMPERATURE



Note: To determine MPa, multiply bar by 0.1

INLINE FILTERS

F SERIES



Part No.	End Connections		Dimensions			
	Inlet (Port 1)	Outlet (Port 2)	A† (in.)	B (in.)	C (in.)	D (in.)
2A-F2L	1/8" A-LOK® Compression	1/8" A-LOK® Compression	2.29	1.09	.625	.438
2F-F2L	1/8" Female NPT	1/8" Female NPT	1.86	–	.625	–
2M-F2L	1/8" Male NPT	1/8" Male NPT	1.77	1.01	.625	–
2Z-F2L	1/8" CPI™ Compression	1/8" CPI™ Compression	2.29	1.09	.625	.438
2M2A-F2L	1/8" Male NPT	1/8" A-LOK® Compression	2.03	1.06	.625	.438
2M2F-F2L	1/8" Male NPT	1/8" Female NPT	1.82	1.44	.625	–
2M2Z-F2L	1/8" Male NPT	1/8" CPI™ Compression	2.03	1.06	.625	.438
4A-F4L	1/4" A-LOK® Compression	1/4" A-LOK® Compression	2.42	1.03	.750	.563
4F-F4L	1/4" Female NPT	1/4" Female NPT	2.40	–	.750	–
4M-F4L	1/4" Male NPT	1/4" Male NPT	2.18	1.04	.750	–
4Q-F4L	1/4" UltraSeal	1/4" UltraSeal	1.97	1.04	.750	–
4V-F4L	1/4" VacuSeal	1/4" VacuSeal	2.22	0.98	.750	–
4Z-F4L	1/4" CPI™ Compression	1/4" CPI™ Compression	2.42	1.03	.750	.563
4M4A-F4L	1/4" Male NPT	1/4" A-LOK® Compression	2.31	1.04	.750	.563
4M4F-F4L	1/4" Male NPT	1/4" Female NPT	2.29	1.72	.750	–
4M4Z-F4L	1/4" Male NPT	1/4" CPI™ Compression	2.32	1.05	.750	.563
6A-F6L	3/8" A-LOK® Compression	3/8" A-LOK® Compression	3.27	1.75	1.000	.688
6F-F6L	3/8" Female NPT	3/8" Female NPT	3.03	–	1.000	–
6M-F6L	3/8" Male NPT	3/8" Male NPT	2.96	1.82	1.000	–
6Q-F6L	3/8" UltraSeal	3/8" UltraSeal	2.75	1.80	1.000	–
6V-F6L	3/8" VacuSeal	3/8" VacuSeal	3.56	2.05	1.000	–
6Z-F6L	3/8" CPI™ Compression	3/8" CPI™ Compression	3.27	1.75	1.000	.688
6M6A-F6L	3/8" Male NPT	3/8" A-LOK® Compression	3.14	1.81	1.000	.688
6M6F-F6L	3/8" Male NPT	3/8" Female NPT	3.04	2.47	1.000	–
6M6Z-F6L	3/8" Male NPT	3/8" CPI™ Compression	3.14	1.81	1.000	.688

Note: Optional wire cloth filter elements may slightly alter dimensions A and B on filters with combination end connections.
 †For CPI™ and A-LOK®: Dimensions are measured with nuts in the finger tight position.

(Continued on next page.)

INLINE FILTERS

F SERIES (continued)

Part No.	End Connections		Dimensions			
	Inlet (Port 1)	Outlet (Port 2)	A† (in.)	B (in.)	C (in.)	D (in.)
8A-F8L	1/2" A-LOK® Compression	1/2" A-LOK® Compression	4.08	2.34	1.250	.875
8F-F8L	1/2" Female NPT	1/2" Female NPT	3.56	–	1.250	–
8M-F8L	1/2" Male NPT	1/2" Male NPT	3.56	2.05	1.250	–
8Q-F8L	1/2" UltraSeal	1/2" UltraSeal	3.28	2.33	1.250	–
8V-F8L	1/2" VacuSeal	1/2" VacuSeal	3.56	2.05	1.250	–
8Z-F8L	1/2" CPI™ Compression	1/2" CPI™ Compression	4.08	2.34	1.250	.875
8M8A-F8L	1/2" Male NPT	1/2" A-LOK® Compression	3.82	2.19	1.250	.875
8M8F-F8L	1/2" Male NPT	1/2" Female NPT	3.56	2.80	1.250	–
8M8Z-F8L	1/2" Male NPT	1/2" CPI™ Compression	3.82	2.19	1.250	.875
12A-F12L	3/4" A-LOK® Compression	3/4" A-LOK® Compression	4.34	2.60	1.375	1.125
12F-F12L	3/4" Female NPT	3/4" Female NPT	4.09	–	1.375	–
12M-F12L	3/4" Male NPT	3/4" Male NPT	4.09	2.58	1.375	–
12Q-F12L	3/4" UltraSeal	3/4" UltraSeal	3.78	2.64	1.375	–
12V-F12L	3/4" VacuSeal	3/4" VacuSeal	4.64	2.64	1.375	–
12Z-F12L	3/4" CPI™ Compression	3/4" CPI™ Compression	4.34	2.60	1.375	1.125
12M12A-F12L	3/4" Male NPT	3/4" A-LOK® Compression	4.22	2.59	1.375	1.125
12M12F-F12L	3/4" Male NPT	3/4" Female NPT	4.09	3.34	1.375	–
12M12Z-F12L	3/4" Male NPT	3/4" CPI™ Compression	4.22	2.59	1.375	1.125
16A-F16L	1" A-LOK® Compression	1" A-LOK® Compression	4.63	2.53	1.625	1.500
16F-F16L	1" Female NPT	1" Female NPT	4.84	–	1.625	–
16M-F16L	1" Male NPT	1" Male NPT	4.52	2.63	1.625	–
16Z-F16L	1" CPI™ Compression	1" CPI™ Compression	4.63	2.53	1.625	1.500
16M16A-F16L	1" Male NPT	1" A-LOK® Compression	4.57	2.58	1.625	1.500
16M16F-F16L	1" Male NPT	1" Female NPT	4.69	3.74	1.625	–
16M16Z-F16L	1" Male NPT	1" CPI™ Compression	4.57	2.58	1.625	1.500

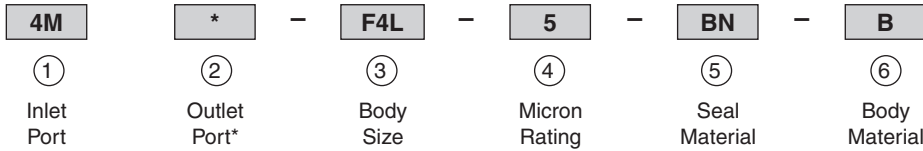
†For CPI™ and A-LOK®, dimensions are measured with nuts in the finger tight position.
‡Tested in accordance with ISA S75.02. Gas flow will be choked when $P_1 - P_2 / P_1 = x_c$.

HOW TO ORDER

The correct part number is easily derived from the following sequence. The six product characteristics required are coded as shown below.

*Note: If the inlet and outlet ports are the same, eliminate the outlet port designator.

EXAMPLE:



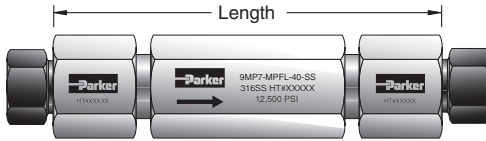
Describes an F Series Inline Filter with 1/4" male NPT inlet and outlet ports, a 5 micron element, Buna-N seal and brass body construction.

① Inlet Port	② Outlet Port*	③ Body Size	④ Micron Rating	⑤ Seal Material	⑥ Body Material	
2A, 2F, 2M, 2Z	2A, 2F, 2M, 2Z	F2L		Blank — Fluorocarbon Rubber		
4A, 4F, 4M, 4Q, 4V, 4Z	4A, 4F, 4M, 4Q, 4V, 4Z	F4L		1 micron		BN — Buna-N Rubber
6A, 6F, 6M, 6Q, 6V, 6Z	6A, 6F, 6M, 6Q, 6V, 6Z	F6L		5 micron		EPR — Ethylene Propylene Rubber
8A, 8F, 8M, 8Q, 8V, 8Z	8A, 8F, 8M, 8Q, 8V, 8Z	F8L		10 micron		NE — Neoprene Rubber
12A, 12F, 12M, 12Q, 12V, 12Z	12A, 12F, 12M, 12Q, 12V, 12Z	F12L		50 micron		SS — 316 Stainless Steel
16A, 16F, 16M, 16Z	16A, 16F, 16M, 16Z	F16L		100 micron		NE — Neoprene Rubber
			250 micron	*T — PTFE		
			450 micron	KZ — Highly Fluorinated Fluorocarbon Rubber		

* Only available with stainless steel valves.

General Description: Parker MPF series filters utilize sintered stainless steel filter discs to trap particles from 0.5 to 100 micron sizes. Inline filters help protect valuable equipment in the process line.

INLINE FILTERS



Tubing	Part No.	PSI	Connection	Orifice (in.)	Length (in.)	Th'k (in.)	Filter Micron Size Available					
							0.05	2	5	10	40	100
1/4" O.D.	4MP7-MPFL-100-SS	15,000	1/4" MPI	0.125	5.25	1.38	+	+	+	+	+	+
3/8" O.D.	6MP7-MPFL-100-SS	15,000	3/8" MPI	0.219	5.25	1.38	+	+	+	+	+	+
1/2" O.D.	8MP7-MPFL-100-SS	15,000	1/2" MPI	0.359	5.25	1.38	+	+	+	+	+	+
9/16" O.D.	9MP7-MPFL-100-SS	15,000	9/16" MPI	0.359	5.25	1.38	+	+	+	+	+	+

General Description: Parker FT Series Tee Filters are designed for protection of instrumentation systems from undesirable materials. Component changes or repair and maintenance can admit dirt, chips, or other contaminants to the small bore tubing.

Features:

- Filter element replacement achievable without removing filter from installation
- Compact, high strength forged body design with effective filtration areas of:
FT4 – 1.57 sq. in.
FT8 – 2.53 sq. in.
- Stainless steel and brass construction
- Standard sintered metal micron ratings: 1, 5, 10, 50, and 100
- Optional 250 and 450 micron wire cloth filter elements
- Optional bypass enables a continuous self cleaning flow around the element
- Port connections include male and female NPT, CPI™, A-LOK®, UltraSeal, and VacuSeal

Specifications:

Pressure Ratings:

With Elastomeric and Metallic Seals:

Stainless Steel	6000 psig CWP
Brass	2000 psig CWP

With PTFE Seals:

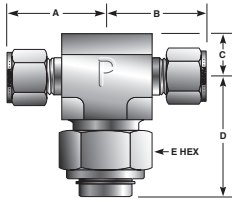
Stainless Steel	4000 psig CWP
Brass	2000 psig CWP

Temperature Ratings:

Buna-N Rubber	-40°F to 275°F
Highly Fluorinated Fluorocarbon Rubber	-20°F to 500°F
Ethylene Propylene Rubber	-70°F to 300°F
Fluorocarbon Rubber	-40°F to 400°F
Neoprene Rubber	-65°F to 300°F
Silver Plated Nickel Alloy Gasket (C-ring)	-100°F to 900°F
PTFE	-70°F to 400°F

TEE FILTERS

FT SERIES



Model Shown: 4Z-FT4-10-BN-SS

End Connections			A [†]	B [†]	C	D	E
Part No.	(Port 1)	(Port 2)	(in.)	(in.)	(in.)	(in.)	(in.)
2A-FT4	1/8" A-LOK®		1.14	1.14			
2Z-FT4	1/8" CPI™		1.14	1.14			
2F-FT4	1/8" Female NPT		1.00	1.00			
2M-FT4	1/8" Male NPT		1.00	1.00	0.51	1.53	0.88
4A-FT4	1/4" A-LOK®		1.23	1.23			
4Z-FT4	1/4" CPI™		1.23	1.23			
4F-FT4	1/4" Female NPT		1.06	1.06			
4M-FT4	1/4" Male NPT		1.09	1.09			
6A-FT8	3/8" A-LOK®		1.42	1.42			
6Z-FT8	3/8" CPI™		1.42	1.42			
6M-FT8	3/8" Male NPT		1.19	1.19			
8A-FT8	1/2" A-LOK®		1.53	1.53	0.59	1.71	1.25
8Z-FT8	1/2" CPI™		1.53	1.53			
8F-FT8	1/2" Female NPT		1.48	1.48			
8M-FT8	1/2" Male NPT		1.38	1.38			

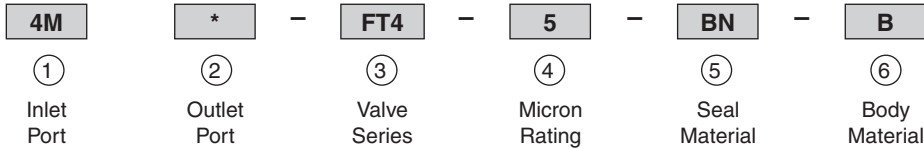
† For CPI™ and A-LOK®, dimensions are measured with nuts in the finger tight position.

HOW TO ORDER

The correct part number is easily derived by following the circled number sequence.
 The six product characteristics required are coded as shown below.

*Note: If both the inlet and outlet ports are the same, eliminate the outlet port designator.

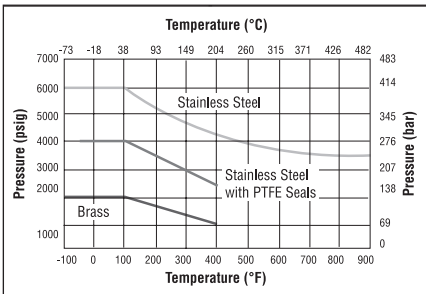
EXAMPLE:



Describes an FT Series Filter with 1/4" male NPT inlet and outlet ports, a 5 micron element, Buna-N seal and brass body construction.

① Inlet Port	② Outlet Port	③ Valve Series	④ Nominal Micron Rating	⑤ Seal Material	⑥ Body Material
2A, 2F, 2M, 2Z, 4A, 4F, 4M, 4Z		FT4	1 - 1 Micron 5 - 5 Micron 10 - 10 Micron 50 - 50 Micron 100 - 100 Micron 250 - 250 Micron 450 - 450 Micron	Blank — Fluorocarbon Rubber BN — Buna-N Rubber EPD — Ethylene Propylene Rubber NE — Neoprene Rubber KZ — Highly Fluorinated Fluorocarbon Rubber HT — Silver Plated Nickel Alloy C-Ring T — PTFE	SS - Stainless Steel B - Brass
6A, 6M, 8A, 8M, 8Z		FT8			

PRESSURE VS. TEMPERATURE



Note: This Pressure vs. Temperature chart reflects the maximum temperature range of indicated body materials.

The temperature rating of the seal becomes the limiting factor on temperature range.

Note: To determine MPa, multiply bar by 0.1