



Report No.: E01A22020016F00101

1 of 52

**ELECTROMAGNETIC EMISSIONS COMPLIANCE REPORT
INTENTIONAL RADIATOR CERTIFICATION TO
FCC PART 15 SUBPART C REQUIREMENT**

OF

4-in-1 Power Station

Model No.: FL048624, PYS-WPC21039-01

Trademark: FUEL

FCC ID: 2AU7DFL048624

Report No.: E01A22020016F00101

Issue Date: Feb. 19, 2022

Prepared for

PYS High-Tech Co., LTD

**1F~12F, Block 9, Lianhua Industrial Zone, Longhua, Shenzhen,
Guangdong 518109 CHINA**

Prepared by

Dong Guan Anci Electronic Technology Co., Ltd.

**1-2 Floor, Building A, No.11, Headquarters 2 Road, Songshan, Lake
Hi-tech Industrial Development Zone, Dongguan City, Guangdong Pr.,
China.**

**This report shall not be reproduced, except in full, without the written approval of
Dong Guan Anci Electronic Technology Co., Ltd.**




VERIFICATION OF COMPLIANCE


Applicant:	PYS High-Tech Co., LTD 1F~12F, Block 9, Lianhua Industrial Zone, Longhua, Shenzhen, Guangdong 518109 CHINA
Manufacturer:	PYS High-Tech Co., LTD 1F~12F, Block 9, Lianhua Industrial Zone, Longhua, Shenzhen, Guangdong 518109 CHINA
Product Description:	4-in-1 Power Station
Trade Mark:	FUÈL
Model Number:	FL048624, PYS-WPC21039-01(Note: All models are the same, except the model name.)

We hereby certify that:

The above equipment was tested by Dong Guan Anci Electronic Technology Co., Ltd. The test data, data evaluation, test procedures, and equipment configurations shown in this report were made in accordance with the procedures given in ANSI C63.10-2013 and the energy emitted by the sample EUT tested as described in this report is in compliance with conducted and radiated emission limits of FCC Rules Part 15.209(2020).

Date of Test : Feb. 14, 2022 to Feb. 18, 2022

Prepared by : 
Tomas Yang/Supervisor

Reviewer & Authorized Signer : 
Alan He/Manager





Modified Information

Version	Summary	Revision Date	Report No.
Ver.1.0	Original Report	/	E01A22020016F00101



Table of Contents

1 GENERAL INFORMATION	5
1.1 PRODUCT DESCRIPTION	5
1.2 RELATED SUBMITTAL(S) / GRANT(S)	6
1.3 TEST METHODOLOGY	6
1.4 SPECIAL ACCESSORIES	6
1.5 EQUIPMENT MODIFICATIONS	6
1.6 TEST FACILITY	6
2 SYSTEM TEST CONFIGURATION.....	7
2.1 EUT CONFIGURATION	7
2.2 EUT EXERCISE	7
2.3 TEST PROCEDURE	7
2.4 CONFIGURATION OF TESTED SYSTEM.....	8
3 SUMMARY OF TEST RESULTS.....	8
4 TEST SYSTEM UNCERTAINTY.....	9
5 CONDUCTED EMISSIONS TEST	10
5.1 MEASUREMENT PROCEDURE	10
5.2 TEST SET-UP (BLOCK DIAGRAM OF CONFIGURATION)	10
5.3 MEASUREMENT EQUIPMENT USED.....	10
5.4 CONDUCTED EMISSION LIMIT	10
5.5 MEASUREMENT RESULT	11
5.6 CONDUCTED MEASUREMENT PHOTO.....	20
6 RADIATED EMISSION TEST.....	21
6.1 MEASUREMENT PROCEDURE	21
6.2 TEST SET-UP (BLOCK DIAGRAM OF CONFIGURATION)	21
6.3 MEASUREMENT EQUIPMENT USED.....	22
6.4 RADIATED EMISSION LIMIT	22
6.5 MEASUREMENT RESULT	24
6.6 RADIATED MEASUREMENT PHOTOS.....	40
7 20DB BANDWIDTH	41
7.1 20DB BANDWIDTH LIMIT	41
7.2 TEST INSTRUMENTS.....	41
7.3 TEST PROCEDURE	41
7.4 TEST SETUP.....	41
7.5 TEST RESULT.....	41
8 ANTENNA APPLICATION	44
8.1 ANTENNA REQUIREMENT	44
8.2 RESULT	44



1 General Information

1.1 Product Description

Characteristics	Description
Product Name	4-in-1 Power Station
Model number	FL048624
Operation Mode	Wireless Charging
Input Rating	18V $\overline{=}$ 3.6A
Power Supply	AC120V/60Hz for adapter
Operating Frequency	127.7KHz for iphone 326.5KHz for Apple Watch 127.7KHz for Airpods
Wireless Charging Power	15W for iphone 5W for Apple Watch 10W for Airpods
Modulation Technique	FSK
Antenna Type	Induction coil



1.2 Related Submittal(s) / Grant(s)

This submittal(s) (test report) is intended for FCC ID: 2AU7DFL048624 filing to comply with the FCC Part 15, Subpart C Rules.

1.3 Test Methodology

Both conducted and radiated testing was performed according to the procedures in ANSI C63.10 (2013). Radiated testing was performed at an antenna to EUT distance 3 meters.

1.4 Special Accessories

Not available for this EUT intended for grant.

1.5 Equipment Modifications

Not available for this EUT intended for grant.

1.6 Test Facility

Site Description
EMC Lab. : Accredited by CNAS, 2017.06.26
The certificate is valid until 2022.10.28
The Laboratory has been assessed and proved to be in compliance with
CNAS-CL01:2006 (identical to ISO/IEC 17025:2005)
The Certificate Registration Number is L6214.

Accredited by A2LA, 2018.03.15
The Certificate Number is 4422.01.

Name of Firm : Dong Guan Anci Electronic Technology Co., Ltd.
Site Location : 1-2 Floor, Building A, No.11, Headquarters 2 Road, Songshan, Lake
Hi-tech Industrial Development Zone, Dongguan City, evelopment Zone,
Dongguan City, Guangdong Pr., China.

2 System Test Configuration

2.1 EUT Configuration

The EUT configuration for testing is installed on RF field strength measurement to meet the Commissions requirement and operating in a manner which intends to maximize its emission characteristics in a continuous normal application.

2.2 EUT Exercise

The Transmitter was operated in the normal operating mode. The TX frequency was fixed which was for the purpose of the measurements.

2.3 Test Procedure

2.3.1 Conducted Emissions

The EUT is a placed on as turn table which is 0.8 m above ground plane. According to the requirements in Section 13.1.4.1 of ANSI C63.10-2013 Conducted emissions from the EUT measured in the frequency range between 0.15 MHz and 30 MHz using CISPR Quasi-Peak and average detector mode.

2.3.2 Radiated Emissions

The EUT is a placed on as turn table which is 0.8 m above ground plane. The turn table shall rotate 360 degrees to determine the position of maximum emission level. EUT is set 3m away from the receiving antenna which varied from 1m to 4m to find out the highest emission. And also, each emission was to be maximized by changing the polarization of receiving antenna both horizontal and vertical. In order to find out the max. emission, the fixed in a particular direction according to the requirements in Section 13.1.4.1 of ANSI C63.10-2013.

2.4 Configuration of Tested System

Fig. 2-1 Configuration of Tested System

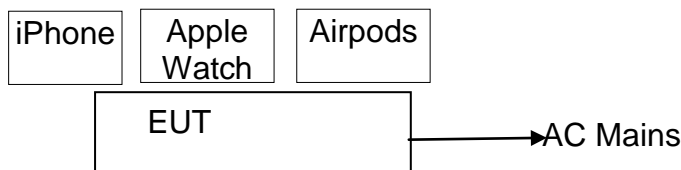


Table 2-1 Equipment Used in Tested System

Item	Equipment	Trade Mark	Model No.	FCC ID	Note
1.	4-in-1 Power Station	FUËL	FL048624	2AU7DFL048624	EUT
2.	Adapter	FUËL	Model:FL048624 Input: 100-240V~, 50/60Hz Max. 1.6A Output: 18V = 3.6A	N/A	Support Equipment
3.	iphone	Apple	A2404	N/A	Support Equipment
4.	Airpods	Apple	A2190	N/A	Support Equipment
5.	Apple Watch	Apple	A1859	N/A	Support Equipment

Note:

- (1) Unless otherwise denoted as EUT in 『Remark』 column, device(s) used in tested system is a support equipment.

3 Summary of Test Results

FCC Rules	Description Of Test	Result
§15.207	AC Power Conducted Emission	Compliant
§15.209	Radiated Emission	Compliant
§2.1049	20dB Bandwidth	Compliant
§15.203	Antenna Requirement	Compliant



4 TEST SYSTEM UNCERTAINTY

The following measurement uncertainty levels have been estimated for tests performed on the apparatus:

Parameter	Uncertainty
Conducted Emissions Test	$\pm 2.0\text{dB}$
Radiated Emission Test	$\pm 2.0\text{dB}$
Temperature	$\pm 0.5^\circ\text{C}$
Humidity	$\pm 3\%$

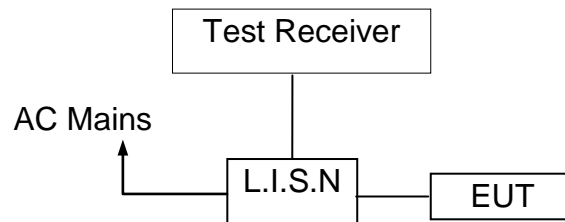
Remark: The coverage Factor ($k=2$), and measurement Uncertainty for a level of Confidence of 95%

5 Conducted Emissions Test

5.1 Measurement Procedure

1. The EUT was placed on a table which is 0.8m above ground plane.
2. Maximum procedure was performed on the six highest emissions to ensure EUT compliance.
3. Repeat above procedures until all frequency measured was complete.

5.2 Test SET-UP (Block Diagram of Configuration)



5.3 Measurement Equipment Used

EQUIPMENT TYPE	MFR	MODEL NUMBER	SERIAL NUMBER	Calibrated until
L.I.S.N	SCHWARZBECK	NSLK 8127	8127-669	2022-05-23
10 db attenuator	JFW	50FP-010-H4	4360846-427-1	2022-05-23
RF Cable	N/A	N/A	2#	2022-05-23
EMI Test Receiver	ROHDE&SCHWARZ	ESCI	101358	2022-05-23

5.4 Conducted Emission Limit

Conducted Emission

Frequency(MHz)	Quasi-peak	Average
0.15-0.5	66-56	56-46
0.5-5.0	56	46
5.0-30.0	60	50

Note: 1. The lower limit shall apply at the transition frequencies

2. The limit decreases in line with the logarithm of the frequency in the range of 0.15 to 0.50MHz.



5.5 Measurement Result

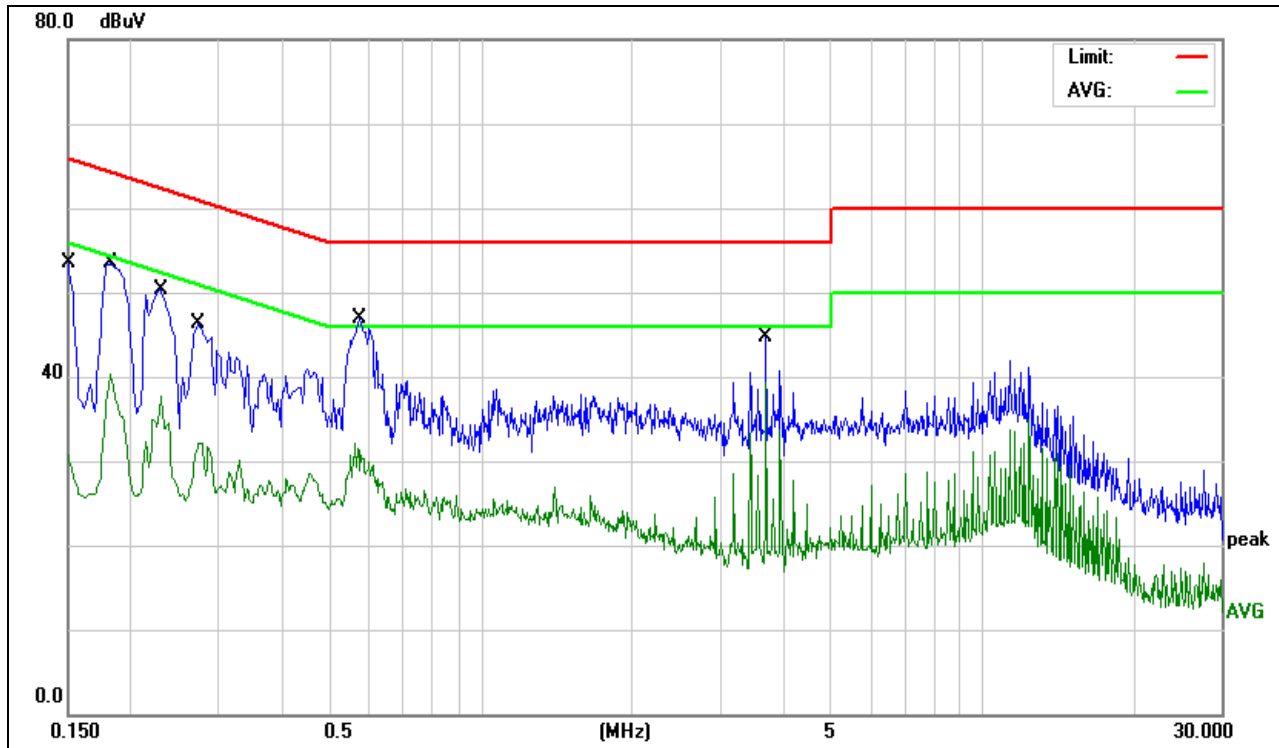
Operation Mode:	TX	Test Date :	2022/02/16
Frequency Range:	0.15MHz~30MHz	Temperature :	22°C
Test Result:	PASS	Humidity :	55 %
Test By:	Best		

Pass

We pretested modes (Wireless Charging for iphone, Wireless Charging for Apple Watch, Wireless Charging for Airpods , Wireless Charging for iphone+Apple Watch+Airpods) for EUT. The worst test data see follow the table.

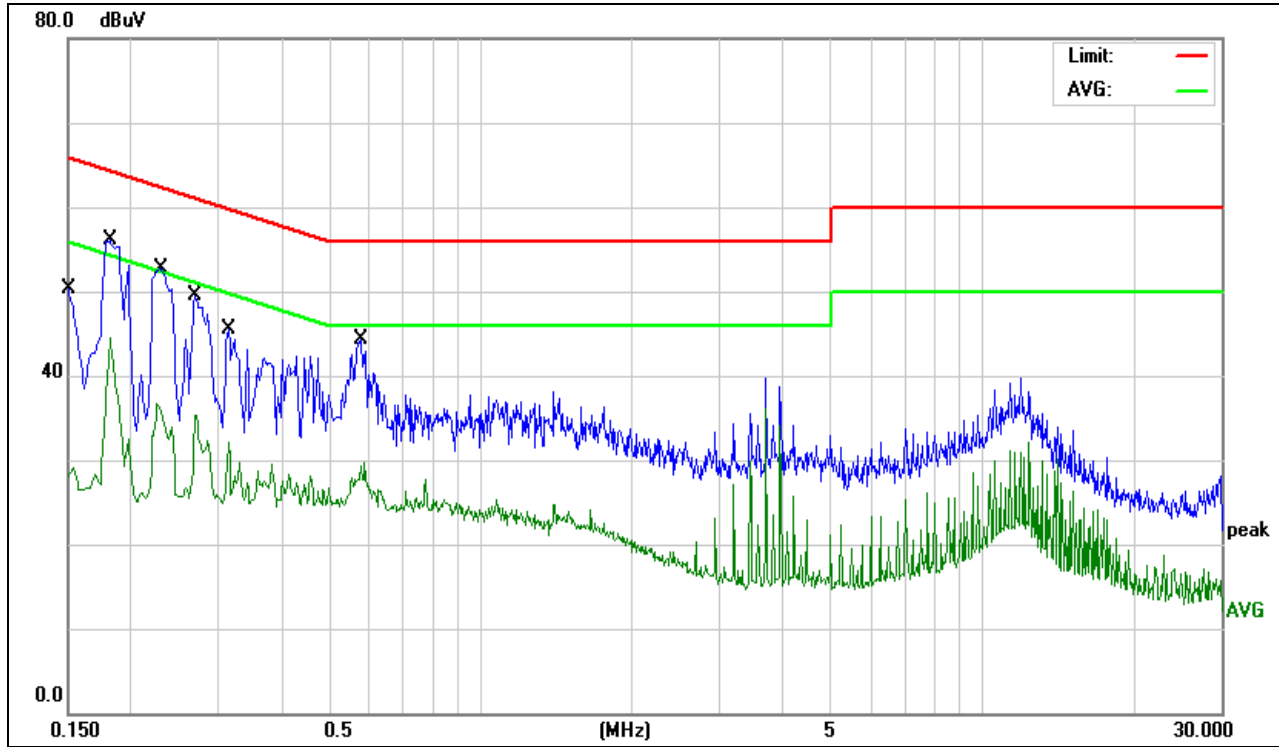


Test mode: Wireless Charging for iphone



Site:	843	Phase:L1	Temperature(C):22
Limit:	FCC Part 15 C Conduction(QP)		Humidity(%):55
EUT:	4-in-1 Power Station	Test Time:	2022/02/16
M/N.:	CD278	Power Rating:	AC 120V/60Hz
Mode:	Wireless Charging for iphone	Test Engineer:	Jack
Note:			

No.	Frequency (MHz)	Reading Level(dBuV)	Factor (dB)	Measurement(dBuV)	Limit (dBuV)	Over (dB)	Detector	Comment
1	0.1500	37.62	9.60	47.22	65.99	-18.77	QP	
2	0.1500	20.29	9.60	29.89	55.99	-26.10	AVG	
3	0.1819	40.97	9.61	50.58	64.39	-13.81	QP	
4	0.1819	26.66	9.61	36.27	54.39	-18.12	AVG	
5	0.2300	36.82	9.63	46.45	62.45	-16.00	QP	
6	0.2300	23.72	9.63	33.35	52.45	-19.10	AVG	
7	0.2740	32.41	9.63	42.04	60.99	-18.95	QP	
8	0.2740	20.23	9.63	29.86	50.99	-21.13	AVG	
9	0.5740	33.88	9.66	43.54	56.00	-12.46	QP	
10	0.5740	20.27	9.66	29.93	46.00	-16.07	AVG	
11	3.7060	32.80	9.83	42.63	56.00	-13.37	QP	
12	3.7060	27.93	9.83	37.76	46.00	-8.24	AVG	
*								

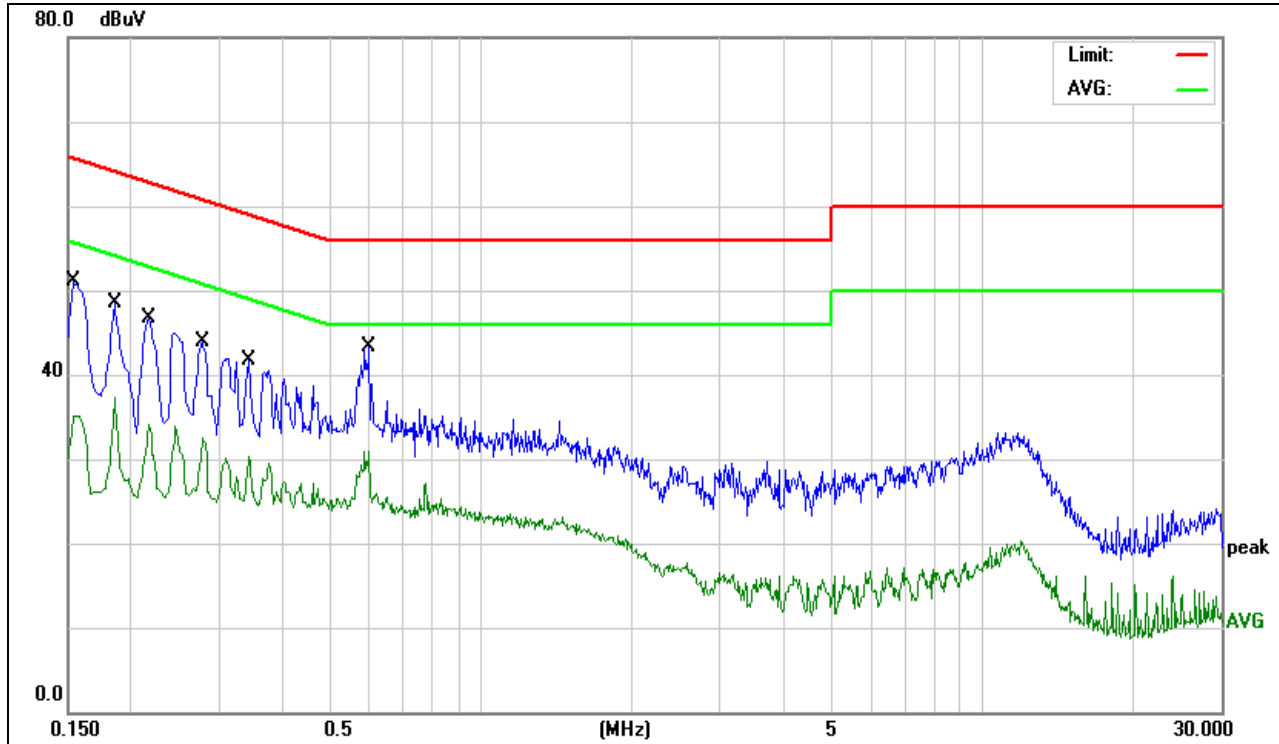


Site:	843	Phase:	N	Temperature(C):	22
Limit:	FCC Part 15 C Conduction(QP)	Test Time:	2022/02/16	Humidity(%):	55
EUT:	4-in-1 Power Station	Power Rating:	AC 120V/60Hz	Test Engineer:	Jack
M/N.:	CD278	Mode:	Wireless Charging for iphone	Note:	

No.	Frequency (MHz)	Reading Level(dBuV)	Factor (dB)	Measurement(dBuV)	Limit (dBuV)	Over (dB)	Detector	Comment
1	0.1500	38.86	9.60	48.46	65.99	-17.53	QP	
2	0.1500	20.60	9.60	30.20	55.99	-25.79	AVG	
3 *	0.1819	42.97	9.61	52.58	64.39	-11.81	QP	
4	0.1819	28.19	9.61	37.80	54.39	-16.59	AVG	
5	0.2300	38.87	9.63	48.50	62.45	-13.95	QP	
6	0.2300	24.76	9.63	34.39	52.45	-18.06	AVG	
7	0.2700	34.50	9.63	44.13	61.12	-16.99	QP	
8	0.2700	20.54	9.63	30.17	51.12	-20.95	AVG	
9	0.3140	29.95	9.63	39.58	59.86	-20.28	QP	
10	0.3140	17.94	9.63	27.57	49.86	-22.29	AVG	
11	0.5780	30.46	9.67	40.13	56.00	-15.87	QP	
12	0.5780	18.41	9.67	28.08	46.00	-17.92	AVG	

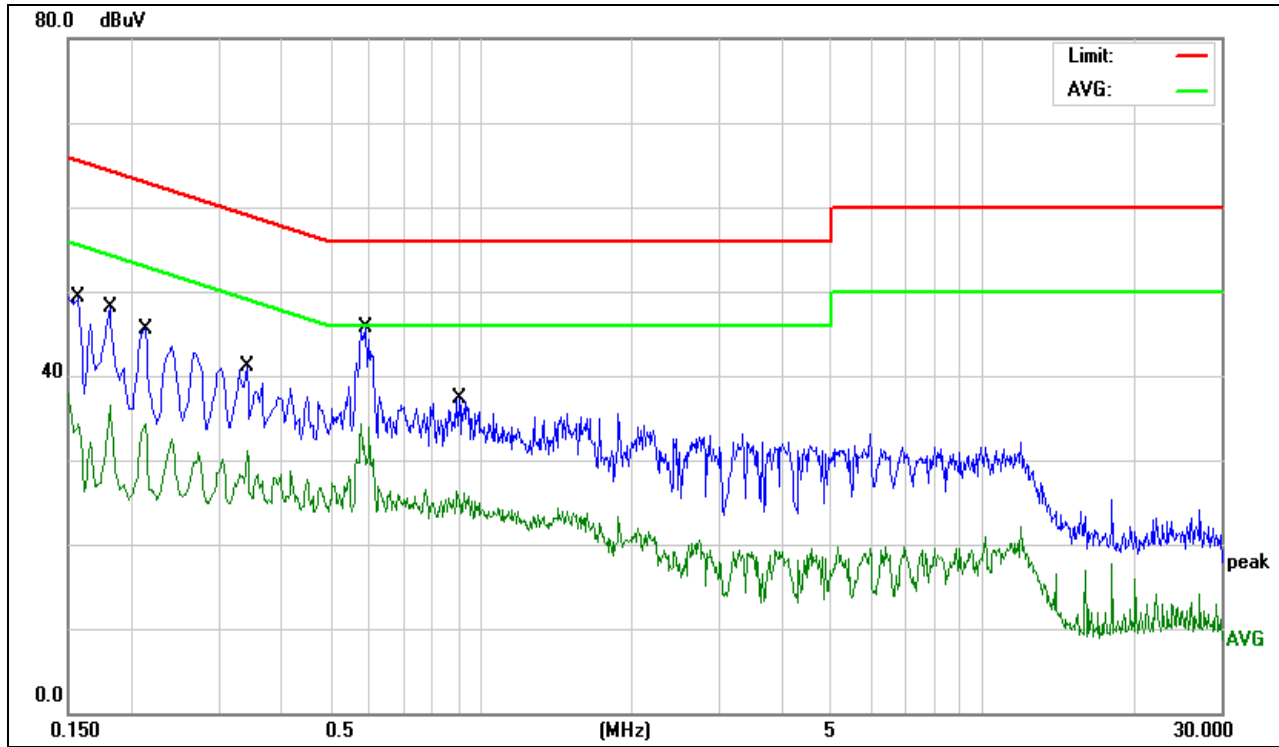


Test mode: Wireless Charging for Apple Watch



Site:	843	Phase:	N	Temperature(C):	22
Limit:	FCC Part 15 C Conduction(QP)			Humidity(%):	55
EUT:	4-in-1 Power Station	Test Time:	2022/02/16		
M/N.:	CD278	Power Rating:	AC 120V/60Hz		
Mode:	Wireless Charging for Apple Watch	Test Engineer:	Jack		
Note:					

No.	Frequency (MHz)	Reading Level(dBuV)	Factor (dB)	Measurement(dBuV)	Limit (dBuV)	Over (dB)	Detector	Comment
1 *	0.1539	39.20	9.60	48.80	65.78	-16.98	QP	
2	0.1539	25.77	9.60	35.37	55.78	-20.41	AVG	
3	0.1860	36.94	9.62	46.56	64.21	-17.65	QP	
4	0.1860	24.36	9.62	33.98	54.21	-20.23	AVG	
5	0.2180	34.76	9.62	44.38	62.89	-18.51	QP	
6	0.2180	21.43	9.62	31.05	52.89	-21.84	AVG	
7	0.2779	28.10	9.63	37.73	60.88	-23.15	QP	
8	0.2779	17.61	9.63	27.24	50.88	-23.64	AVG	
9	0.3460	22.51	9.63	32.14	59.06	-26.92	QP	
10	0.3460	15.62	9.63	25.25	49.06	-23.81	AVG	
11	0.5980	27.64	9.67	37.31	56.00	-18.69	QP	
12	0.5980	19.30	9.67	28.97	46.00	-17.03	AVG	

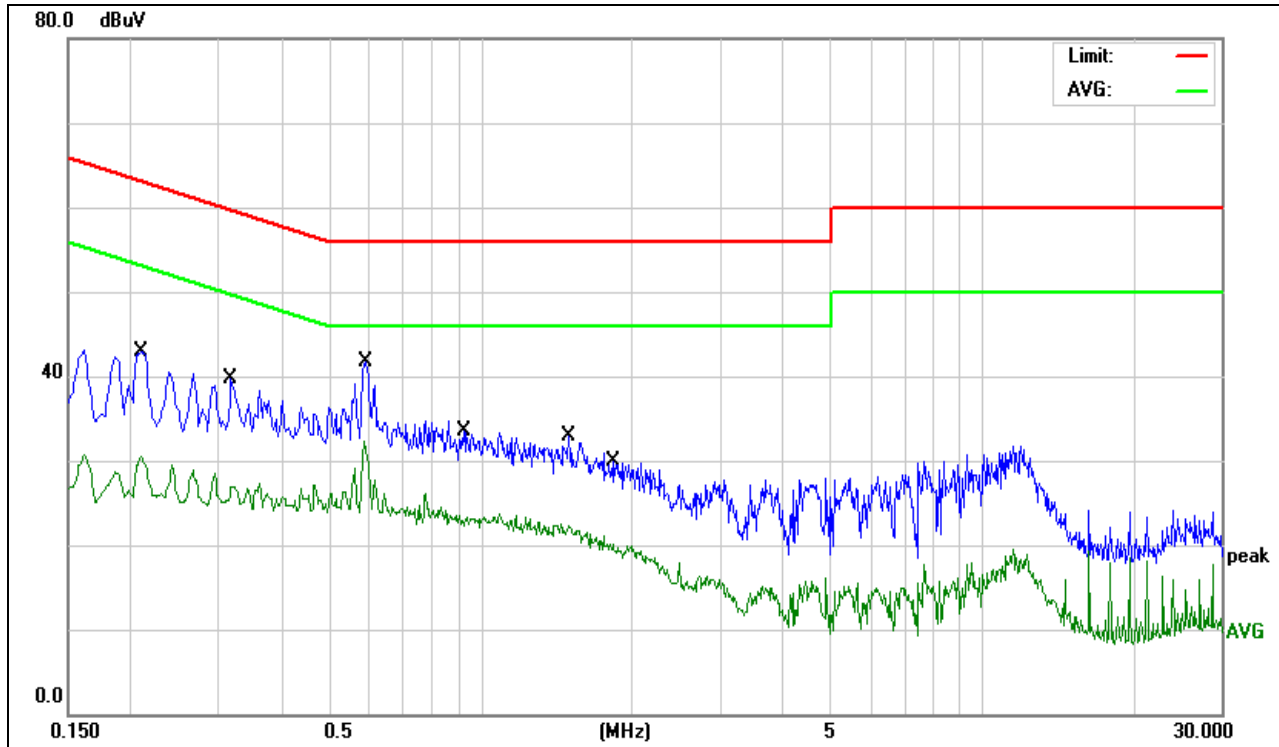


Site:	843	Phase:	L1	Temperature(C):	22
Limit:	FCC Part 15 C Conduction(QP)			Humidity(%):	55
EUT:	4-in-1 Power Station	Test Time:	2022/02/16		
M/N.:	CD278	Power Rating:	AC 120V/60Hz		
Mode:	Wireless Charging for Apple Watch	Test Engineer:	Jack		
Note:					

No.	Frequency (MHz)	Reading Level(dBuV)	Factor (dB)	Measurement(dBuV)	Limit (dBuV)	Over (dB)	Detector	Comment
1	0.1580	33.80	9.60	43.40	65.56	-22.16	QP	
2	0.1580	20.00	9.60	29.60	55.56	-25.96	AVG	
3	0.1819	35.10	9.61	44.71	64.39	-19.68	QP	
4	0.1819	23.14	9.61	32.75	54.39	-21.64	AVG	
5	0.2140	32.99	9.62	42.61	63.04	-20.43	QP	
6	0.2140	21.23	9.62	30.85	53.04	-22.19	AVG	
7	0.3420	23.10	9.63	32.73	59.15	-26.42	QP	
8	0.3420	15.94	9.63	25.57	49.15	-23.58	AVG	
9 *	0.5899	32.20	9.67	41.87	56.00	-14.13	QP	
10	0.5899	20.09	9.67	29.76	46.00	-16.24	AVG	
11	0.9060	21.34	9.67	31.01	56.00	-24.99	QP	
12	0.9060	14.73	9.67	24.40	46.00	-21.60	AVG	

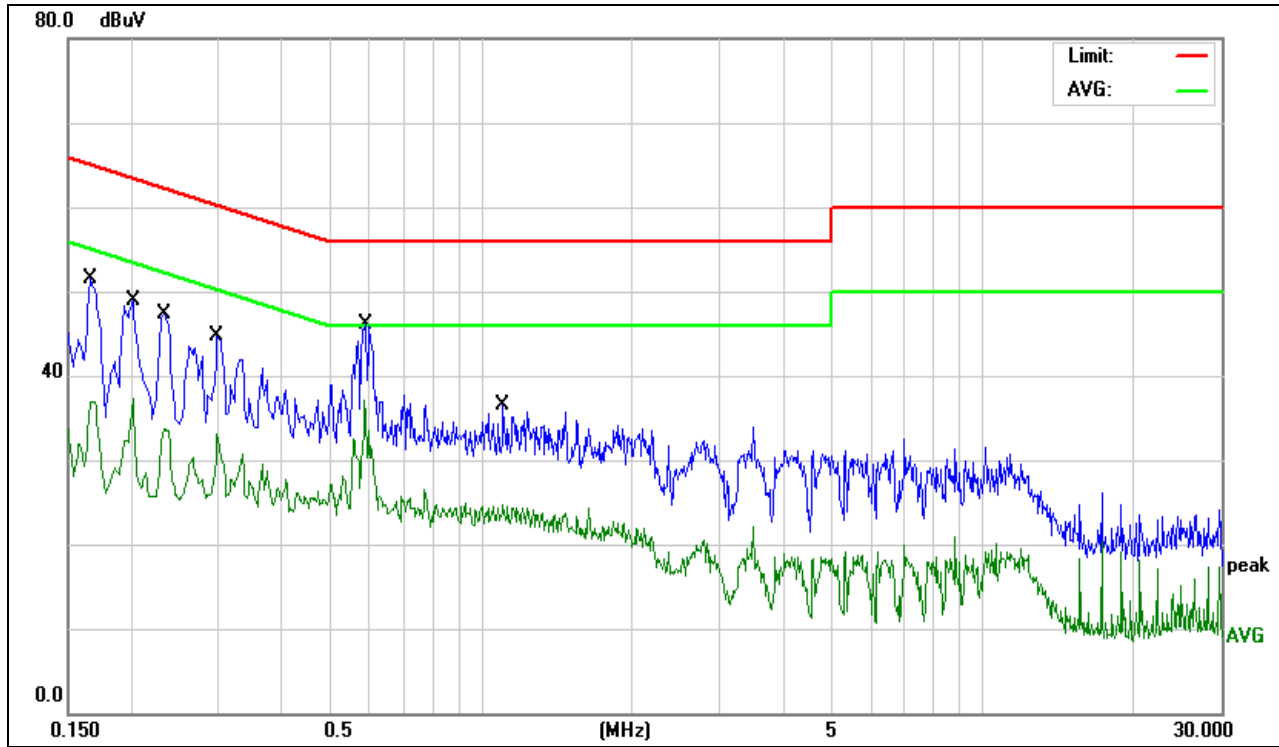


Test mode: Wireless Charging for Airpods



Site:	843	Phase:	N	Temperature(C):	22
Limit:	FCC Part 15 C Conduction(QP)			Humidity(%):	55
EUT:	4-in-1 Power Station	Test Time:	2022/02/16		
M/N.:	CD278	Power Rating:	AC 120V/60Hz		
Mode:	Wireless Charging for Airpods	Test Engineer:	Jack		
Note:					

No.	Frequency (MHz)	Reading Level(dBuV)	Factor (dB)	Measurement(dBuV)	Limit (dBuV)	Over (dB)	Detector	Comment
1	0.2100	28.72	9.62	38.34	63.20	-24.86	QP	
2	0.2100	18.76	9.62	28.38	53.20	-24.82	AVG	
3	0.3180	25.52	9.63	35.15	59.76	-24.61	QP	
4	0.3180	17.27	9.63	26.90	49.76	-22.86	AVG	
5	0.5899	28.73	9.67	38.40	56.00	-17.60	QP	
6	0.5899	20.82	9.67	30.49	46.00	-15.51	AVG	
7	0.9260	18.70	9.68	28.38	56.00	-27.62	QP	
8	0.9260	13.56	9.68	23.24	46.00	-22.76	AVG	
9	1.4980	17.09	9.75	26.84	56.00	-29.16	QP	
10	1.4980	12.00	9.75	21.75	46.00	-24.25	AVG	
11	1.8340	14.96	9.78	24.74	56.00	-31.26	QP	
12	1.8340	10.08	9.78	19.86	46.00	-26.14	AVG	

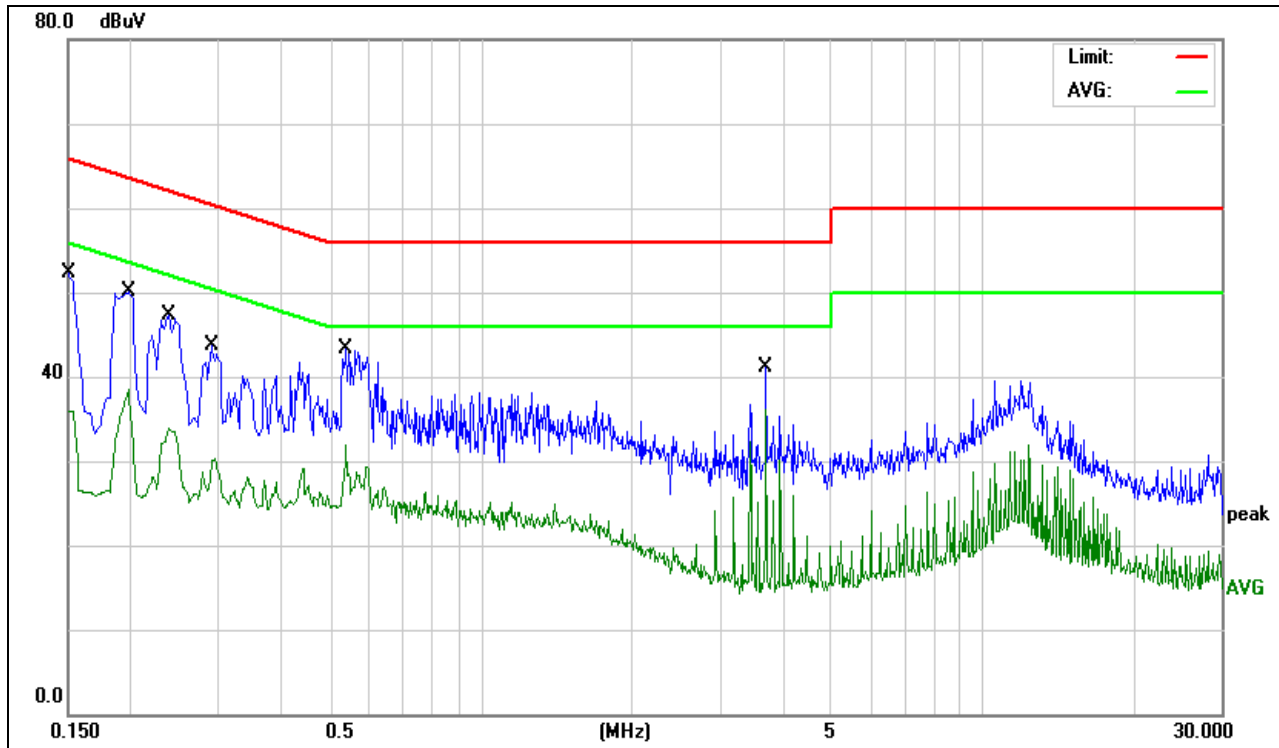


Site:	843	Phase:L1	Temperature(C):22
Limit:	FCC Part 15 C Conduction(QP)		Humidity(%):55
EUT:	4-in-1 Power Station	Test Time:	2022/02/16
M/N.:	CD278	Power Rating:	AC 120V/60Hz
Mode:	Wireless Charging for Airpods	Test Engineer:	Jack
Note:			

No.	Frequency (MHz)	Reading Level(dBuV)	Factor (dB)	Measurement(dBuV)	Limit (dBuV)	Over (dB)	Detector	Comment
1	0.1660	25.99	9.61	35.60	65.15	-29.55	QP	
2	0.1660	17.49	9.61	27.10	55.15	-28.05	AVG	
3	0.2020	26.99	9.62	36.61	63.52	-26.91	QP	
4	0.2020	17.16	9.62	26.78	53.52	-26.74	AVG	
5	0.2340	25.98	9.63	35.61	62.30	-26.69	QP	
6	0.2340	17.75	9.63	27.38	52.30	-24.92	AVG	
7	0.2980	24.41	9.63	34.04	60.30	-26.26	QP	
8	0.2980	17.39	9.63	27.02	50.30	-23.28	AVG	
9	0.5899	33.26	9.67	42.93	56.00	-13.07	QP	
10	0.5899	25.65	9.67	35.32	46.00	-10.68	AVG	
11	1.1100	19.80	9.72	29.52	56.00	-26.48	QP	
12	1.1100	13.82	9.72	23.54	46.00	-22.46	AVG	

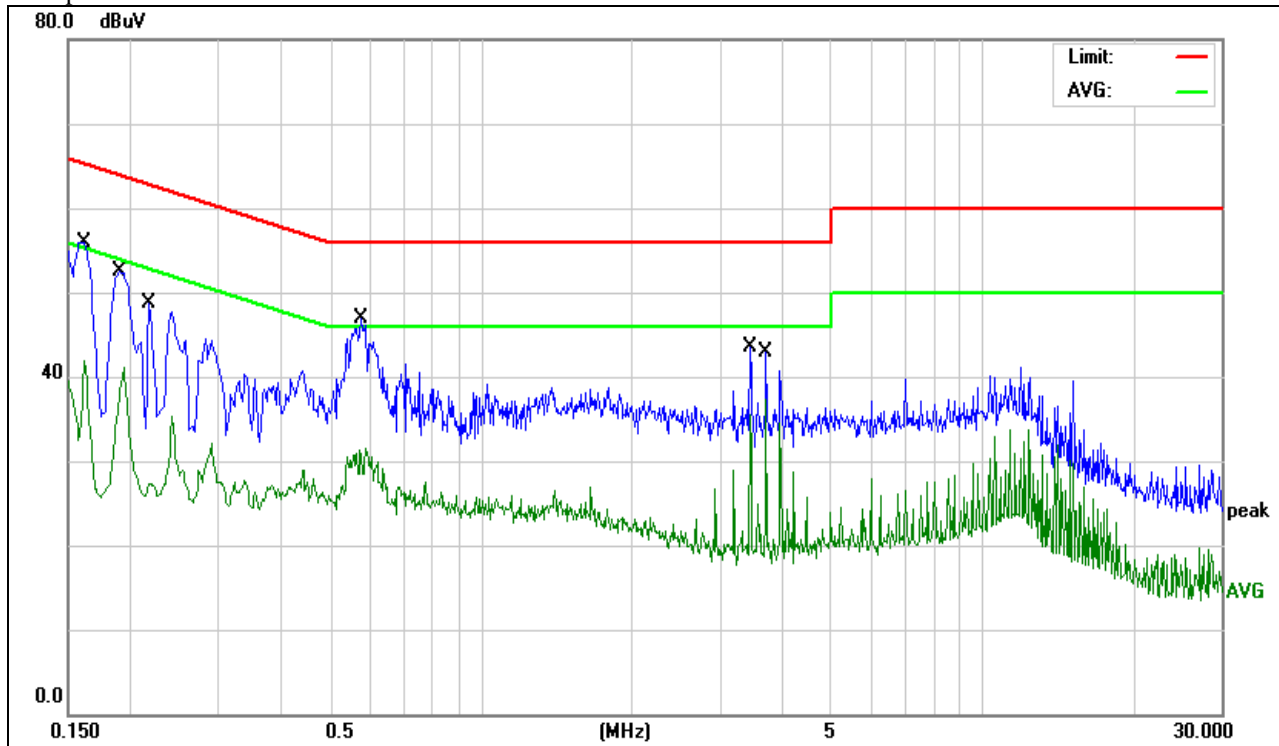


Test mode: Wireless Charging for iPhone+Apple Watch+Airpods



Site:	843	Phase:	N	Temperature(C):	22
Limit:	FCC Part 15 C Conduction(QP)	Humidity(%):	55	Test Time:	2022/02/16
EUT:	4-in-1 Power Station	Power Rating:	AC 120V/60Hz	Test Engineer:	Jack
M/N.:	CD278				
Mode:	Wireless Charging for iPhone+Apple Watch+Airpods				
Note:					

No.	Frequency (MHz)	Reading Level(dBuV)	Factor (dB)	Measurement(dBuV)	Limit (dBuV)	Over (dB)	Detector	Comment
1	0.1500	41.75	9.60	51.35	65.99	-14.64	QP	
2	0.1500	26.76	9.60	36.36	55.99	-19.63	AVG	
3	0.1980	37.25	9.62	46.87	63.69	-16.82	QP	
4	0.1980	23.56	9.62	33.18	53.69	-20.51	AVG	
5	0.2380	33.55	9.63	43.18	62.16	-18.98	QP	
6	0.2380	20.94	9.63	30.57	52.16	-21.59	AVG	
7	0.2900	28.64	9.63	38.27	60.52	-22.25	QP	
8	0.2900	17.91	9.63	27.54	50.52	-22.98	AVG	
9	0.5380	27.06	9.66	36.72	56.00	-19.28	QP	
10	0.5380	17.00	9.66	26.66	46.00	-19.34	AVG	
11	3.7060	27.96	9.83	37.79	56.00	-18.21	QP	
12	3.7060	24.42	9.83	34.25	46.00	-11.75	AVG	



Site:	843	Phase:L1	Temperature(C):22
Limit:	FCC Part 15 C Conduction(QP)		Humidity(%):55
EUT:	4-in-1 Power Station	Test Time:	2022/02/16
M/N.:	CD278	Power Rating:	AC 120V/60Hz
Mode:	Wireless Charging for iPhone+Apple Watch+Airpods	Test Engineer:	Jack
Note:			

No.	Frequency (MHz)	Reading Level(dBuV)	Factor (dB)	Measurement(dBuV)	Limit (dBuV)	Over (dB)	Detector	Comment
1	0.1620	22.72	9.61	32.33	65.36	-33.03	QP	
2	0.1620	16.44	9.61	26.05	55.36	-29.31	AVG	
3	0.1900	39.10	9.62	48.72	64.03	-15.31	QP	
4	0.1900	24.91	9.62	34.53	54.03	-19.50	AVG	
5	0.2180	22.88	9.62	32.50	62.89	-30.39	QP	
6	0.2180	16.05	9.62	25.67	52.89	-27.22	AVG	
7	0.5780	33.38	9.67	43.05	56.00	-12.95	QP	
8	0.5780	21.00	9.67	30.67	46.00	-15.33	AVG	
9	3.4500	29.42	9.81	39.23	56.00	-16.77	QP	
10	3.4500	24.26	9.81	34.07	46.00	-11.93	AVG	
11	3.7060	32.66	9.83	42.49	56.00	-13.51	QP	
12	3.7060	27.45	9.83	37.28	46.00	-8.72	AVG	

5.6 Conducted Measurement Photo



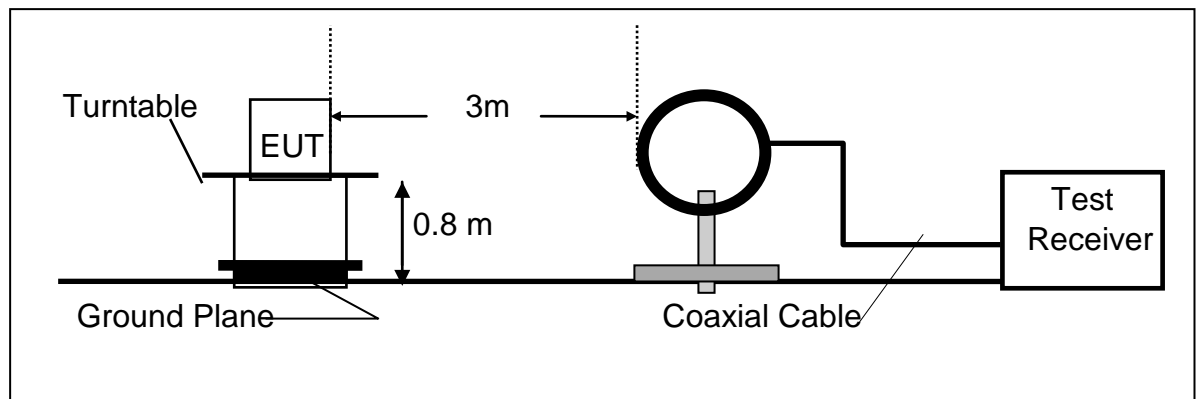
6 Radiated Emission Test

6.1 Measurement Procedure

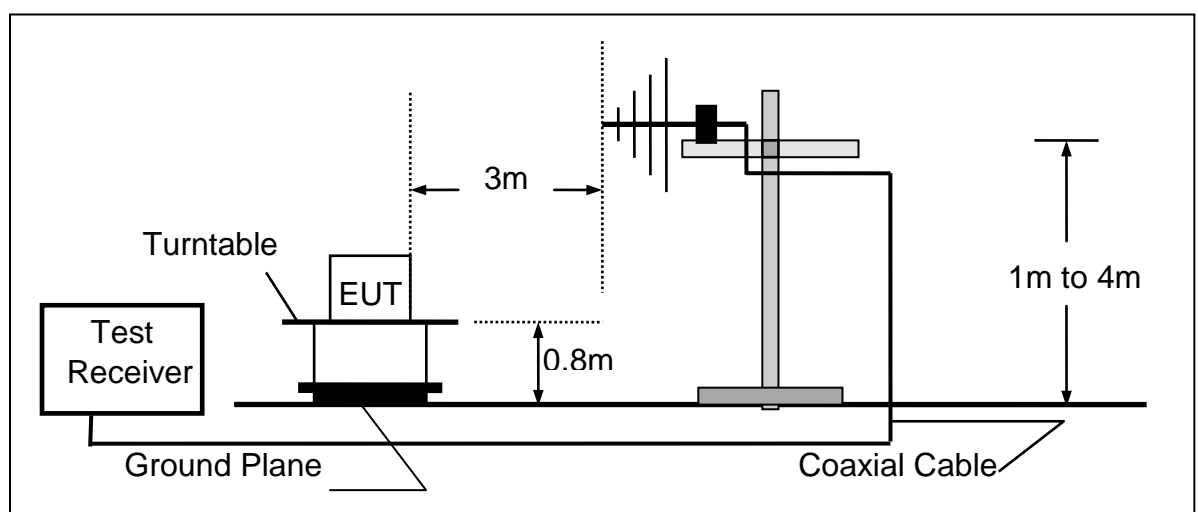
1. The EUT was placed on a turn table which is 0.8m above ground plane.
2. Maximum procedure was performed on the six highest emissions to ensure EUT compliance.
3. And also, each emission was to be maximized by changing the polarization of receiving antenna both horizontal and vertical.
4. Repeat above procedures until all frequency measured were complete.

6.2 Test SET-UP (Block Diagram of Configuration)

(A) Radiated Emission Test Set-Up, Frequency Below 30MHz



(B) Radiated Emission Test Set-Up, Frequency Below 1000MHz



6.3 Measurement Equipment Used

Item	Equipment	Manufacturer	Model No.	Serial No.	Calibrated until
1.	EMI Test Receiver	Rohde & Schwarz	ESPI	100502	2021/11/19
2.	Pre-Amplifier	HP	8447D	2727A06172	2022-05-23
3.	Bilog Antenna	Schwarzbeck	VULB9163	VULB9163-588	2022-05-23
4.	Loop Antenna	Schwarzbeck	FMZB 1516	1516-141	2021/11/19
5.	RF Cable	Gigalink Microwave	ZT40-2.92J-2.92 J-2m	N/A	2021/11/19
6.	RF Cable	Gigalink Microwave	ZT40-2.92J-2.92 J-0.3m	N/A	2021/11/19
7.	RF Cable	N/A	N/A	6#	2022-05-23
8.	3m Semi-anechoic Chamber	chengyu	9m*6m*6m	N/A	2022-05-23
9.	Test Software	Farad	EZ-EMC Ver:ANCI-3A1	N/A	N/A

6.4 Radiated Emission Limit

The emissions from an intentional radiator shall not exceed the field strength levels specified in the following table 15.209(a):

FCC Part 15.209				
Frequency (MHz)	Field Strength Limitation		Field Strength Limitation Frequency tion at 3m Measurement Dist	
	(uV/m)	Dist	(uV/m)	(dBuV/m)
0.009 – 0.490	2400 / F(KHz)	300m	10000 * 2400/F(KHz)	20log 2400/F(KHz) + 80
0.490 – 1.705	24000 / F(KHz)	30m	100 * 24000/F(KHz)	20log 24000/F(KHz) + 40
1.705 – 30.00	30	30m	100* 30	20log 30 + 40
30.0 – 88.0	100	3m	100	20log 100
88.0 – 216.0	150	3m	150	20log 150
216.0 – 960.0	200	3m	200	20log 200
Above 960.0	500	3m	500	20log 500

15.205 Restricted bands of operation

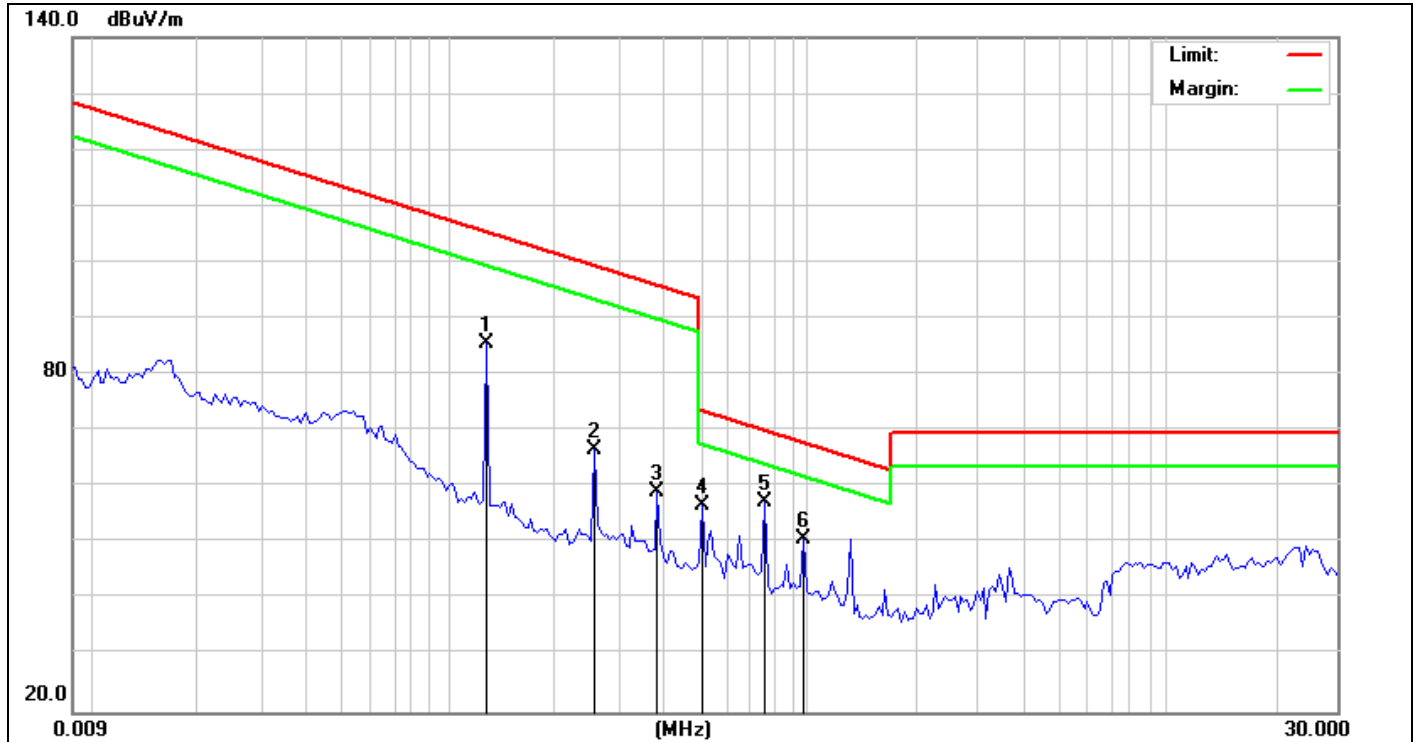
MHz	MHz	MHz	GHz
0.090 - 0.110	16.42 - 16.423	399.9 - 410	4.5 - 5.15
¹ 0.495 - 0.505	16.69475 - 16.69525	608 - 614	5.35 - 5.46
2.1735 - 2.1905	16.80425 - 16.80475	960 - 1240	7.25 - 7.75
4.125 - 4.128	25.5 - 25.67	1300 - 1427	8.025 - 8.5
4.17725 - 4.17775	37.5 - 38.25	1435 - 1626.5	9.0 - 9.2
4.20725 - 4.20775	73 - 74.6	1645.5 - 1646.5	9.3 - 9.5
6.215 - 6.218	74.8 - 75.2	1660 - 1710	10.6 - 12.7
6.26775 - 6.26825	108 - 121.94	1718.8 - 1722.2	13.25 - 13.4
6.31175 - 6.31225	123 - 138	2200 - 2300	14.47 - 14.5
8.291 - 8.294	149.9 - 150.05	2310 - 2390	15.35 - 16.2
8.362 - 8.366	156.52475 - 156.52525	2483.5 - 2500	17.7 - 21.4
8.37625 - 8.38675	156.7 - 156.9	2690 - 2900	22.01 - 23.12
8.41425 - 8.41475	162.0125 - 167.17	3260 - 3267	23.6 - 24.0
12.29 - 12.293	167.72 - 173.2	3332 - 3339	31.2 - 31.8
12.51975 - 12.52025	240 - 285	3345.8 - 3358	36.43 - 36.5
12.57675 - 12.57725	322 - 335.4	3600 - 4400	(²)

- Remark:
1. Emission level in dBuV/m=20 log (uV/m)
 2. Measurement was performed at an antenna to the closed point of EUT distance of meters.
 3. Only spurious frequency is permitted to locate within the Restricted Bands specified in provision of ξ 15.205, and the emissions located in restricted bands also comply with 15.209 limit.

6.5 Measurement Result

We pretested modes (Wireless Charging for iphone, Wireless Charging for Apple Watch, Wireless Charging for Airpods, Wireless Charging for iphone+Apple Watch+Airpods) for EUT. The worst mode test data see follow the table.

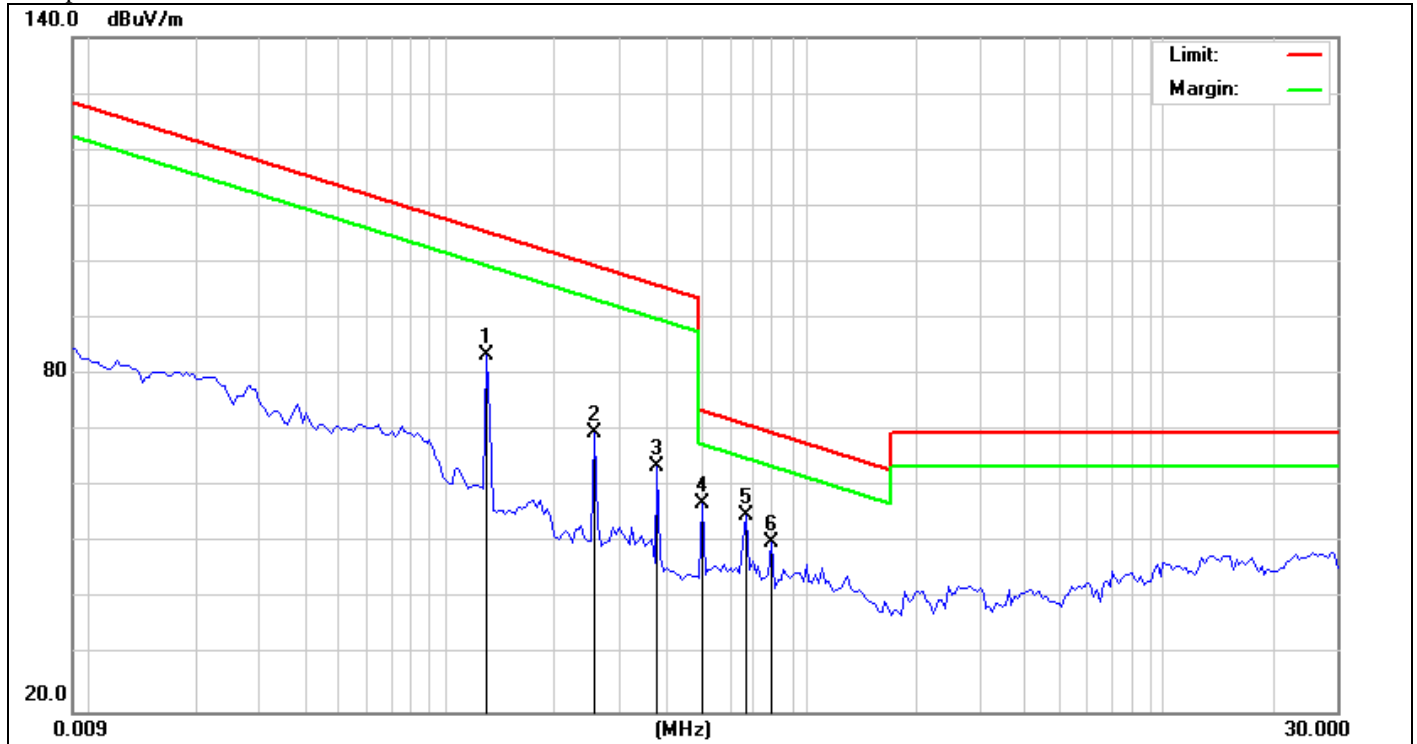
Test mode: Wireless Charging for iphone



Site:	LAB	Antenna::	Vertical	Temperature(C):	23.4(C)
Limit:	FCC Part 15C 3m Radiation(QP)			Humidity(%):	56.7%
EUT:	4-in-1 Power Station	Test Time:			2022/02/16
M/N.:	CD278	Power Rating:			AC 120V/60Hz
Mode:	Wireless Charging for iphone	Test Engineer:			sunshine
Note:					

No.	Frequency (MHz)	Reading (dBuV)	Factor (dB/m)	Level (dBuV/m)	Limit (dBuV/m)	Margin (dB)	Det.	Height (cm)	Azimuth (deg)	Remark
1	0.1280	79.33	6.20	85.53	105.39	-19.86	QP	100	236	
2	0.2555	61.03	5.60	66.63	99.42	-32.79	QP	100	254	
3	0.3830	53.09	5.97	59.06	95.92	-36.86	QP	100	120	
4	0.5090	50.34	6.31	56.65	73.47	-16.82	QP	100	103	
5 *	0.7638	50.82	6.50	57.32	69.95	-12.63	QP	100	271	
6	0.9743	44.53	6.09	50.62	67.85	-17.23	QP	100	152	

*:Maximum data x:Over limit !:over margin



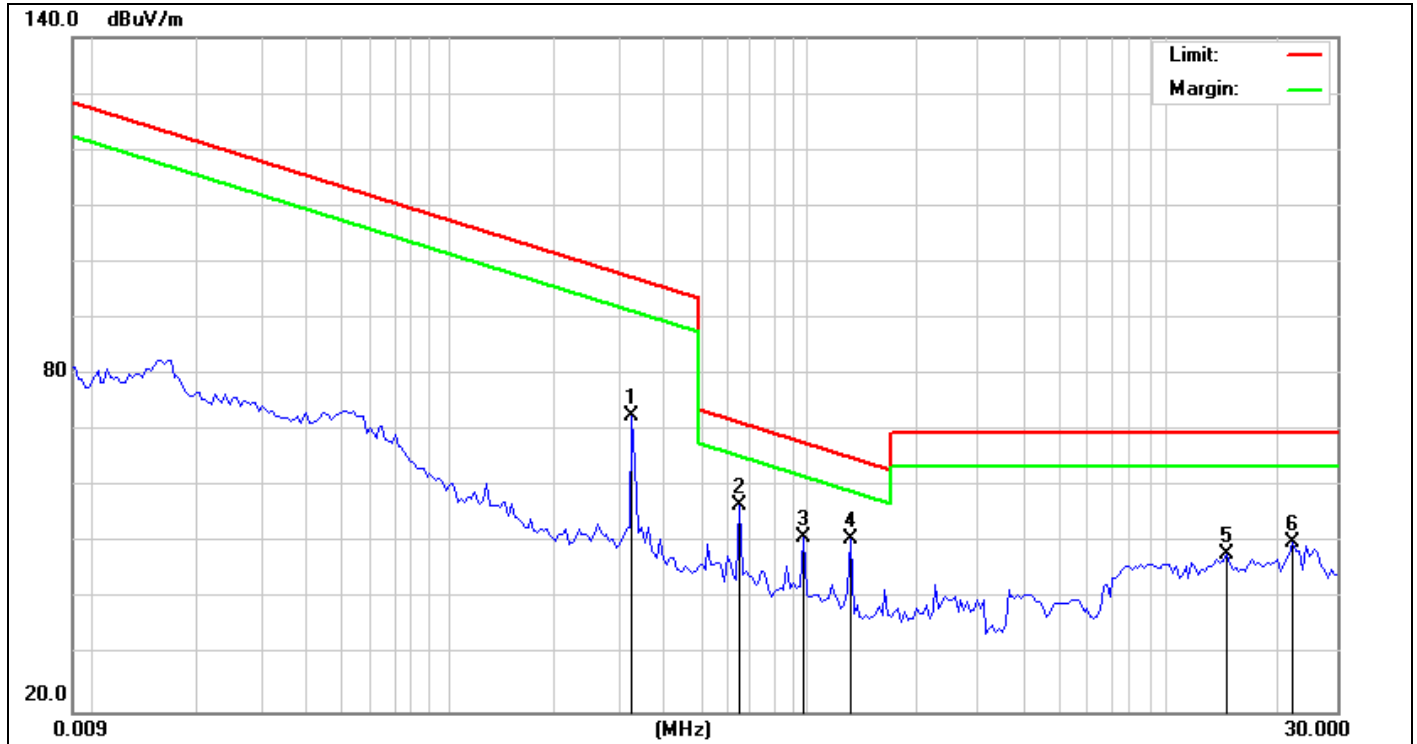
Site:	LAB	Antenna::	Horizontal	Temperature(C):	23.4(C)
Limit:	FCC Part 15C 3m Radiation(QP)			Humidity(%):	56.7%
EUT:	4-in-1 Power Station	Test Time:			2022/02/16
M/N.:	CD278	Power Rating:			AC 120V/60Hz
Mode:	Wireless Charging for iphone	Test Engineer:			sunshine
Note:					

No.	Frequency (MHz)	Reading (dBuV)	Factor (dB/m)	Level (dBuV/m)	Limit (dBuV/m)	Margin (dB)	Det.	Height (cm)	Azimuth (deg)	Remark
1	0.1282	77.33	6.20	83.53	105.37	-21.84	QP	100	236	
2	0.2555	64.03	5.60	69.63	99.42	-29.79	QP	100	254	
3	0.3830	57.59	5.97	63.56	95.92	-32.36	QP	100	120	
4	0.5090	50.84	6.31	57.15	73.47	-16.32	QP	100	103	
5 *	0.6764	48.60	6.46	55.06	71.01	-15.95	QP	100	271	
6	0.7953	43.74	6.44	50.18	69.60	-19.42	QP	100	152	

- Note:**
- (1) All Readings are Peak Value.
 - (2) Emission Level= Reading Level+Probe Factor +Cable Loss.
 - (3) The average measurement was not performed when the peak measured data under the limit of average detection.
 - (4) EUT lying on the table position is the worst case result in the report.



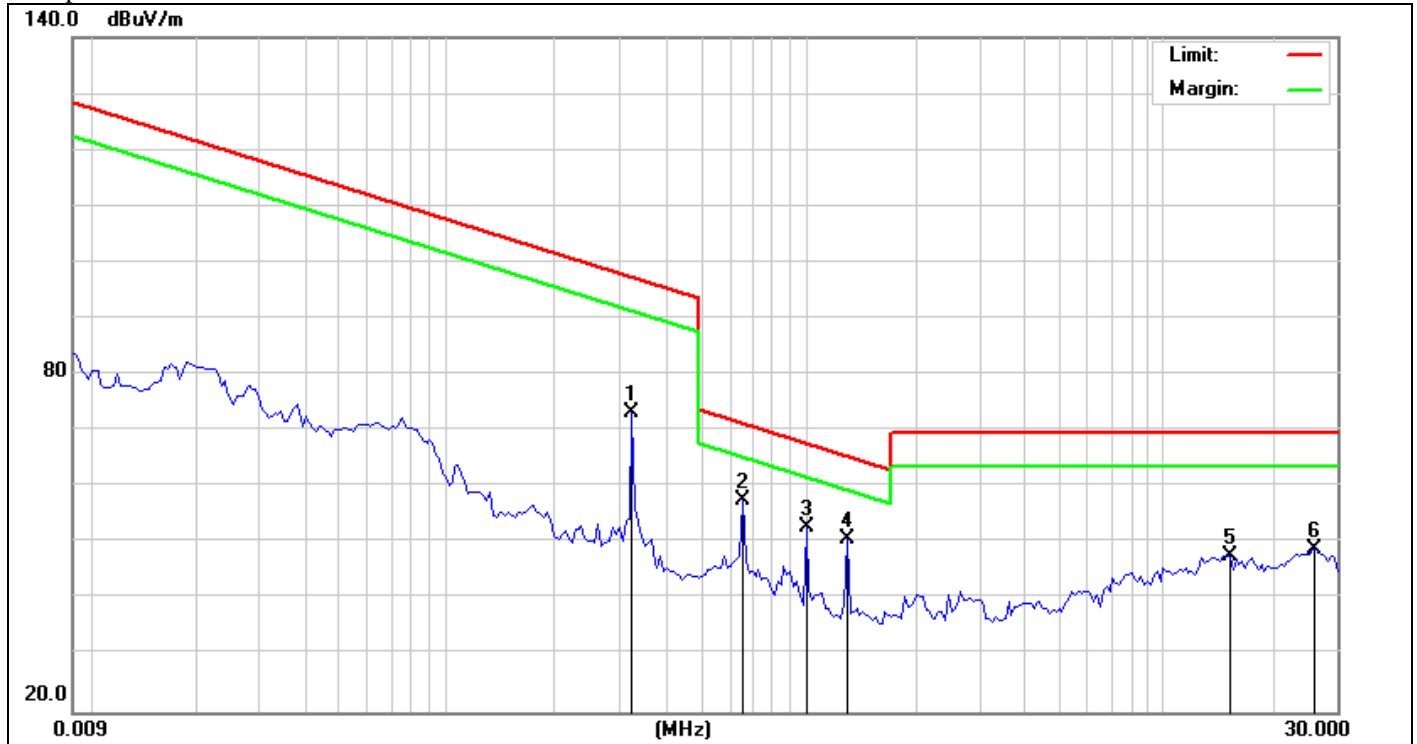
Test mode: Wireless Charging for Apple Watch



Site:	LAB	Antenna::	Vertical	Temperature(C):	23.4(C)
Limit:	FCC Part 15C 3m Radiation(QP)			Humidity(%):	56.7%
EUT:	4-in-1 Power Station	Test Time:			2022/02/16
M/N.:	CD278	Power Rating:			AC 120V/60Hz
Mode:	Wireless Charging for Apple Watch	Test Engineer:			sunshine
Note:					

No.	Frequency (MHz)	Reading (dBuV)	Factor (dB/m)	Level (dBuV/m)	Limit (dBuV/m)	Margin (dB)	Det.	Height (cm)	Azimuth (deg)	Remark
1	0.3259	66.95	5.80	72.75	97.32	-24.57	QP	100	36	
2	0.6491	50.32	6.44	56.76	71.36	-14.60	QP	100	33	
3	0.9743	45.03	6.09	51.12	67.85	-16.73	QP	100	38	
4 *	1.3204	44.50	6.15	50.65	65.21	-14.56	QP	100	26	
5	14.7522	41.17	6.93	48.10	69.50	-21.40	QP	100	77	
6	22.5849	43.49	6.56	50.05	69.50	-19.45	QP	100	86	

*:Maximum data x:Over limit !:over margin



Site:	LAB	Antenna::	Horizontal	Temperature(C):	23.4(C)
Limit:	FCC Part 15C 3m Radiation(QP)	Test Time:	2022/02/16	Humidity(%):	56.7%
EUT:	4-in-1 Power Station	Power Rating:	AC 120V/60Hz		
M/N.:	CD278	Test Engineer:	sunshine		
Mode:	Wireless Charging for Apple Watch				
Note:					

No.	Frequency (MHz)	Reading (dBuV)	Factor (dB/m)	Level (dBuV/m)	Limit (dBuV/m)	Margin (dB)	Det.	Height (cm)	Azimuth (deg)	Remark
1	0.3265	67.45	5.80	73.25	97.30	-24.05	QP	100	36	
2 *	0.6540	51.16	6.44	57.60	71.30	-13.70	QP	100	33	
3	0.9939	46.66	6.05	52.71	67.67	-14.96	QP	100	38	
4	1.2942	44.59	6.13	50.72	65.39	-14.67	QP	100	26	
5	15.0548	40.90	6.95	47.85	69.50	-21.65	QP	100	77	
6	26.0298	43.16	5.89	49.05	69.50	-20.45	QP	100	86	

- Note:**
- (1) All Readings are Peak Value.
 - (2) Emission Level= Reading Level+Probe Factor +Cable Loss.
 - (3) The average measurement was not performed when the peak measured data under the limit of average detection.
 - (4) EUT lying on the table position is the worst case result in the report.

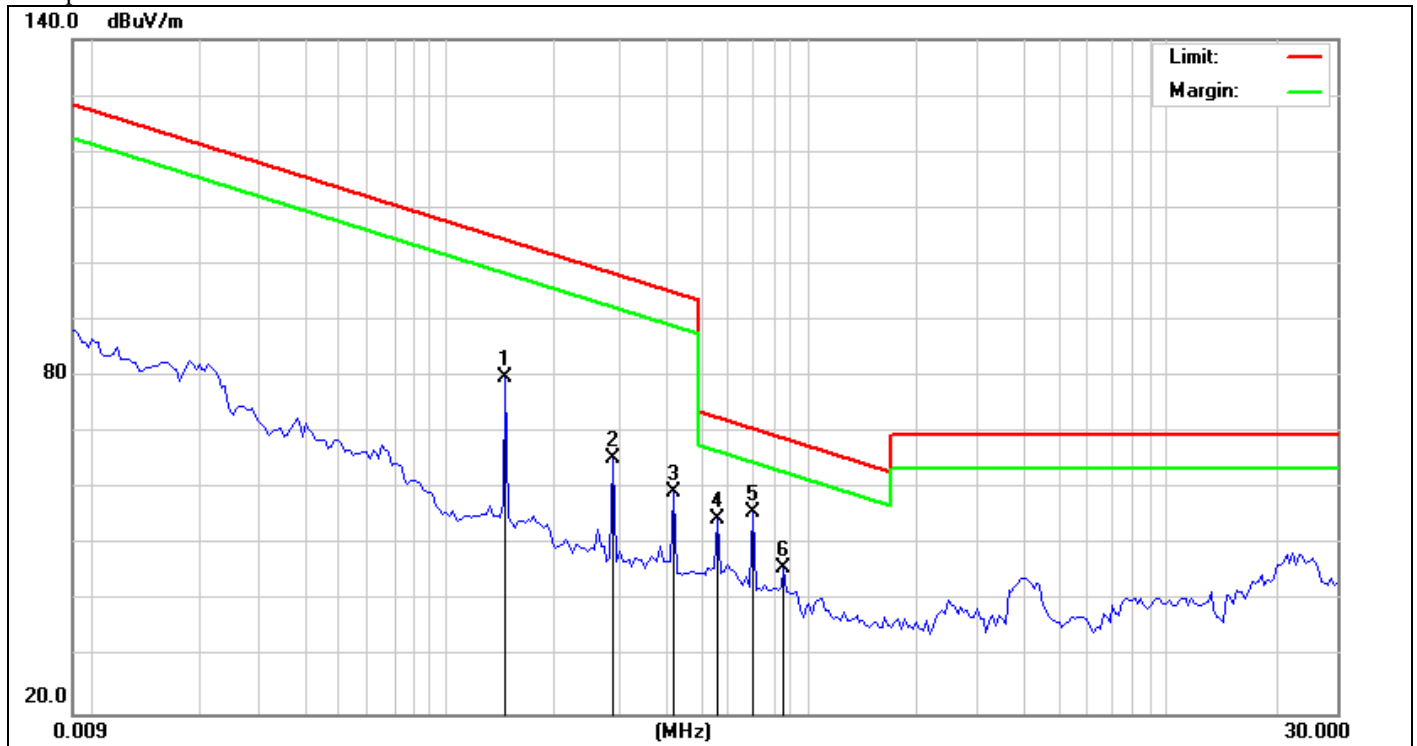
Test mode: Wireless Charging for Airpods



Site:	LAB	Antenna: Vertical	Temperature(C):23.4(C)
Limit:	FCC Part 15C 3m Radiation(QP)		Humidity(%):56.7%
EUT:	4-in-1 Power Station	Test Time:	2022/02/16
M/N.:	CD278	Power Rating:	AC 120V/60Hz
Mode:	Wireless Charging for Airpods	Test Engineer:	sunshine
Note:			

No.	Frequency (MHz)	Reading (dBuV)	Factor (dB/m)	Level (dBuV/m)	Limit (dBuV/m)	Margin (dB)	Det.	Height (cm)	Azimuth (deg)	Remark
1	0.1411	71.27	6.14	77.41	104.55	-27.14	QP	100	109	
2	0.2827	59.71	5.68	65.39	98.55	-33.16	QP	100	93	
3	0.4242	50.88	6.09	56.97	95.04	-38.07	QP	100	67	
4 *	0.5635	49.68	6.36	56.04	72.59	-16.55	QP	100	52	
5	0.7335	41.45	6.50	47.95	70.30	-22.35	QP	100	26	
6	0.8800	41.56	6.27	47.83	68.73	-20.90	QP	100	71	

*:Maximum data x:Over limit !:over margin



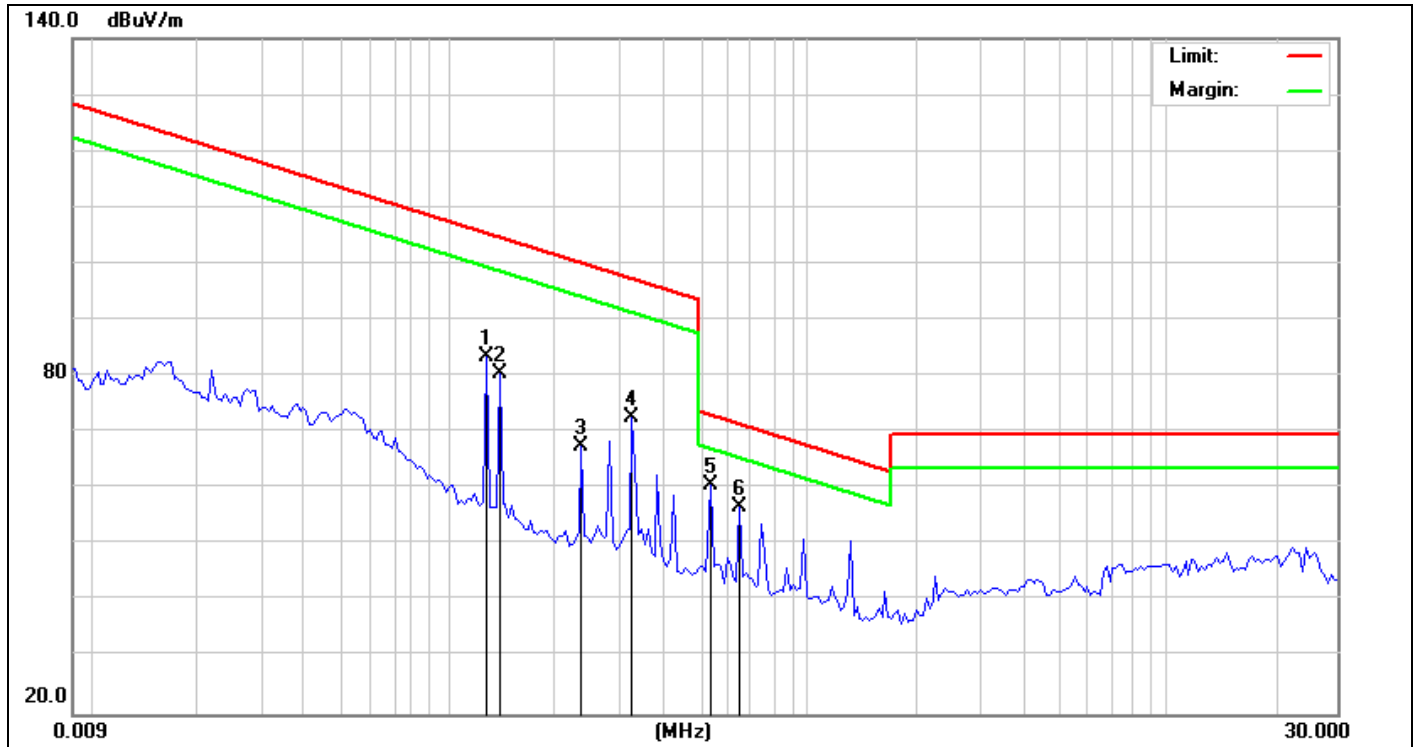
Site:	LAB	Antenna::	Horizontal	Temperature(C):	23.4(C)
Limit:	FCC Part 15C 3m Radiation(QP)	Test Time:	2022/02/16	Humidity(%):	56.7%
EUT:	4-in-1 Power Station	Power Rating:	AC 120V/60Hz		
M/N.:	CD278	Test Engineer:	sunshine		
Mode:	Wireless Charging for Airpods				
Note:					

No.	Frequency (MHz)	Reading (dBuV)	Factor (dB/m)	Level (dBuV/m)	Limit (dBuV/m)	Margin (dB)	Det.	Height (cm)	Azimuth (deg)	Remark
1	0.1411	73.78	6.12	79.90	104.32	-24.42	QP	100	109	
2	0.2825	59.69	5.70	65.39	98.37	-32.98	QP	100	93	
3	0.4242	53.38	6.09	59.47	95.04	-35.57	QP	100	67	
4	0.5635	48.18	6.36	54.54	72.59	-18.05	QP	100	52	
5 *	0.7044	49.46	6.48	55.94	70.66	-14.72	QP	100	26	
6	0.8627	39.59	6.30	45.89	68.90	-23.01	QP	100	71	

- Note:**
- (1) All Readings are Peak Value.
 - (2) Emission Level= Reading Level+Probe Factor +Cable Loss.
 - (3) The average measurement was not performed when the peak measured data under the limit of average detection.
 - (4) EUT lying on the table position is the worst case result in the report.



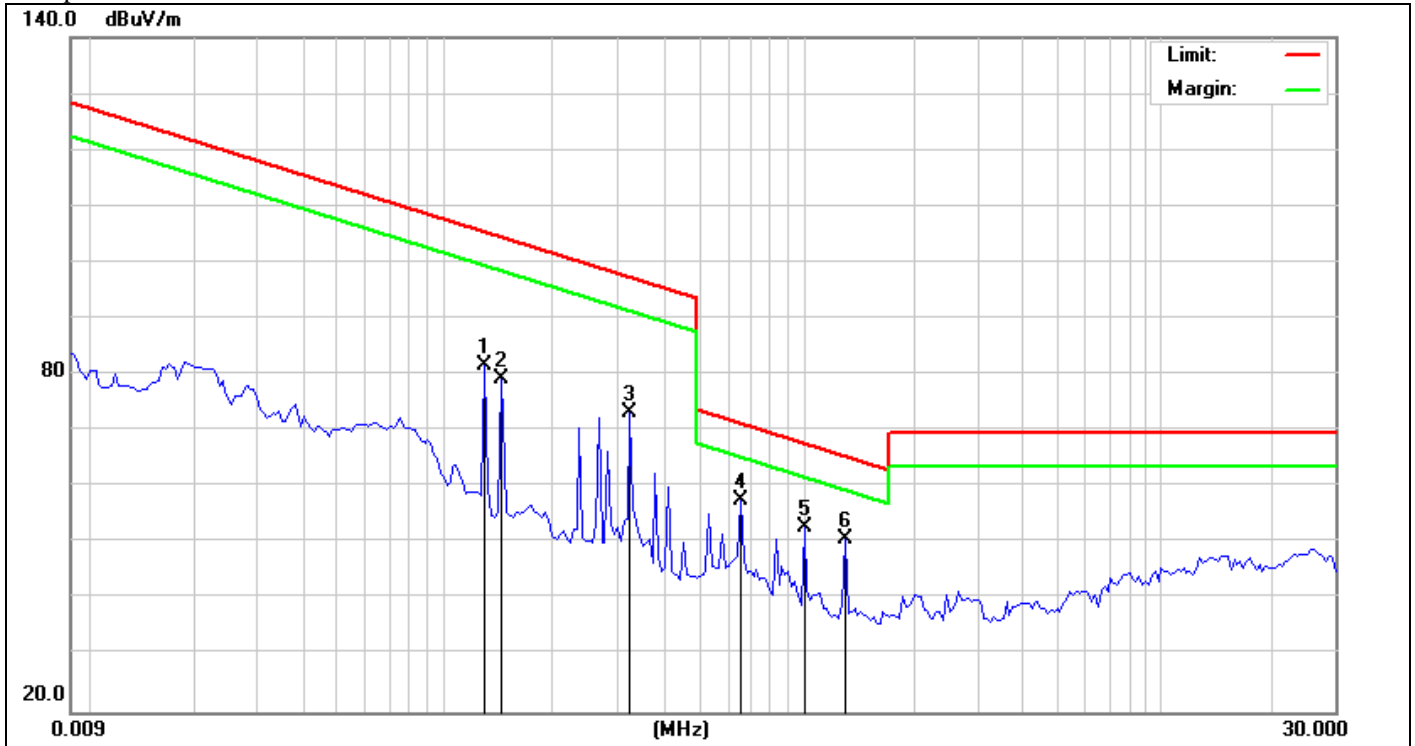
Test mode: Wireless Charging for iPhone+Apple Watch+Airpods



Site:	LAB	Antenna::	Vertical	Temperature(C):	23.4(C)
Limit:	FCC Part 15C 3m Radiation(QP)			Humidity(%):	56.7%
EUT:	4-in-1 Power Station	Test Time:			2022/02/16
M/N.:	CD278	Power Rating:			AC 120V/60Hz
Mode:	Wireless Charging for iPhone+Apple Watch+Airpods	Test Engineer:			sunshine
Note:					

No.	Frequency (MHz)	Reading (dBuV)	Factor (dB/m)	Level (dBuV/m)	Limit (dBuV/m)	Margin (dB)	Det.	Height (cm)	Azimuth (deg)	Remark
1	0.1282	77.33	6.20	83.53	105.37	-21.84	QP	100	26	
2	0.1391	74.26	6.15	80.41	104.67	-24.26	QP	100	39	
3	0.2356	62.03	5.66	67.69	100.12	-32.43	QP	100	74	
4	0.3259	66.95	5.80	72.75	97.32	-24.57	QP	100	47	
5 *	0.5410	54.38	6.34	60.72	72.94	-12.22	QP	100	123	
6	0.6491	50.32	6.44	56.76	71.36	-14.60	QP	100	45	

*:Maximum data x:Over limit !:over margin



Site:	LAB	Antenna::	Horizontal	Temperature(C):	23.4(C)
Limit:	FCC Part 15C 3m Radiation(QP)	Test Time:	2022/02/16	Humidity(%):	56.7%
EUT:	4-in-1 Power Station	Power Rating:	AC 120V/60Hz	Test Engineer:	sunshine
M/N.:	CD278	Test Engineer:	sunshine		
Mode:	Wireless Charging for iPhone+Apple Watch+Airpods				
Note:					

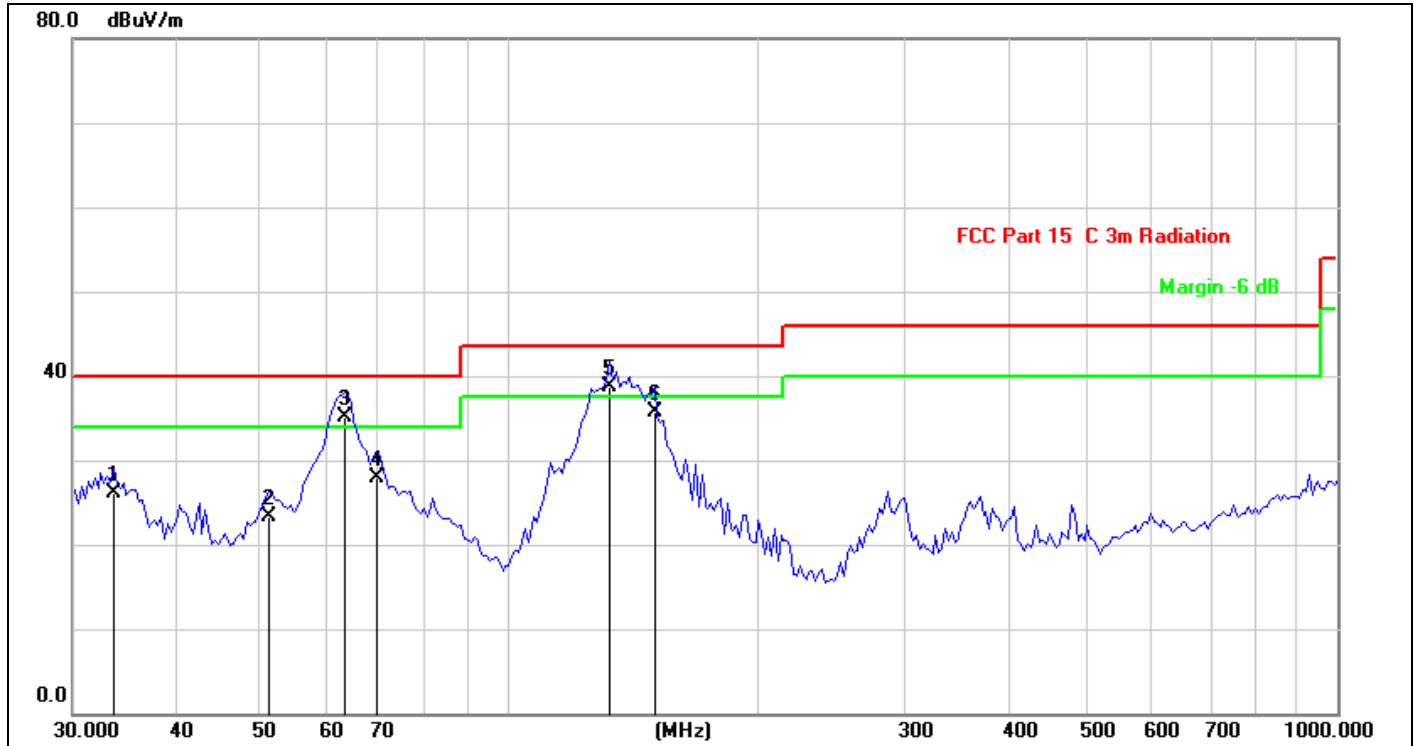
No.	Frequency (MHz)	Reading (dBuV)	Factor (dB/m)	Level (dBuV/m)	Limit (dBuV/m)	Margin (dB)	Det.	Height (cm)	Azimuth (deg)	Remark
1	0.1280	75.33	6.20	81.53	105.39	-23.86	QP	100	26	
2	0.1418	73.07	6.14	79.21	104.50	-25.29	QP	100	39	
3	0.3259	67.45	5.80	73.25	97.32	-24.07	QP	100	74	
4 *	0.6622	51.15	6.45	57.60	71.19	-13.59	QP	100	47	
5	0.9939	46.66	6.05	52.71	67.67	-14.96	QP	100	123	
6	1.2942	44.59	6.13	50.72	65.39	-14.67	QP	100	45	

- Note:**
- (1) All Readings are Peak Value.
 - (2) Emission Level= Reading Level+Probe Factor +Cable Loss.
 - (3) The average measurement was not performed when the peak measured data under the limit of average detection.
 - (4) EUT lying on the table position is the worst case result in the report.



We pretested modes (Wireless Charging for iphone, Wireless Charging for Apple Watch, Wireless Charging for Airpods , Wireless Charging for iphone+Apple Watch+Airpods) for EUT. The worst test data see follow the table.

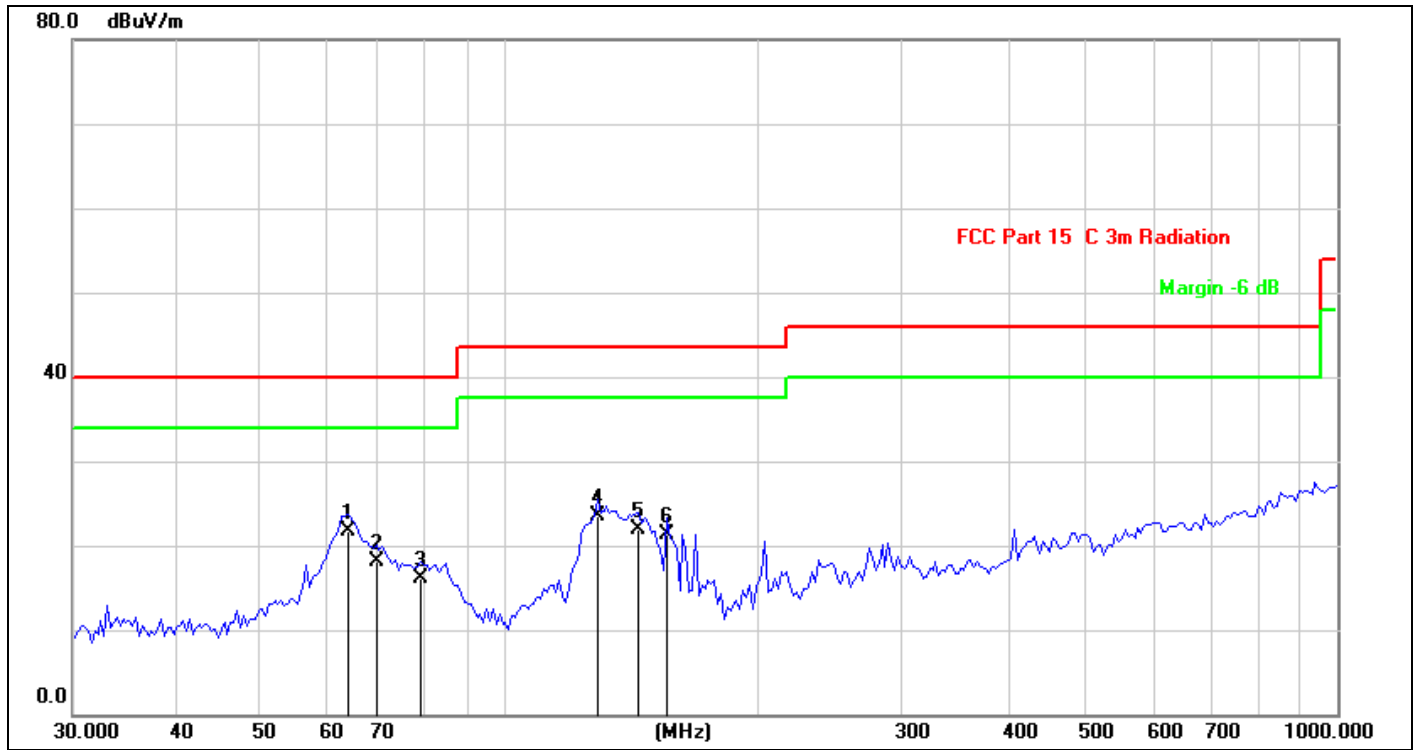
Test mode: Wireless Charging for iphone



Site:	LAB	Antenna::	Vertical	Temperature(C):	23.4(C)
Limit:	FCC Part 15 Class B 3m Radiation(QP)			Humidity(%):	56.7%
EUT:	4-in-1 Power Station	Test Time:	2022/02/16		
M/N.:	CD278	Power Rating:	AC 120V/60Hz		
Mode:	Wireless Charging for iphone	Test Engineer:	sunshine		
Note:					

No.	Frequency (MHz)	Reading (dBuV)	Factor (dB/m)	Level (dBuV/m)	Limit (dBuV/m)	Margin (dB)	Det.	Height (cm)	Azimuth (deg)	Remark
1	33.6212	44.23	-18.04	26.19	40.00	-13.81	QP	100	45	
2	51.6615	39.29	-15.94	23.35	40.00	-16.65	QP	100	45	
3 *	63.7588	51.89	-16.72	35.17	40.00	-4.83	QP	100	27	
4	69.6004	45.89	-17.99	27.90	40.00	-12.10	QP	100	27	
5 !	133.1511	57.21	-18.54	38.67	43.50	-4.83	QP	100	96	
6	150.5378	54.43	-18.79	35.64	43.50	-7.86	QP	100	96	

*:Maximum data x:Over limit !:over margin



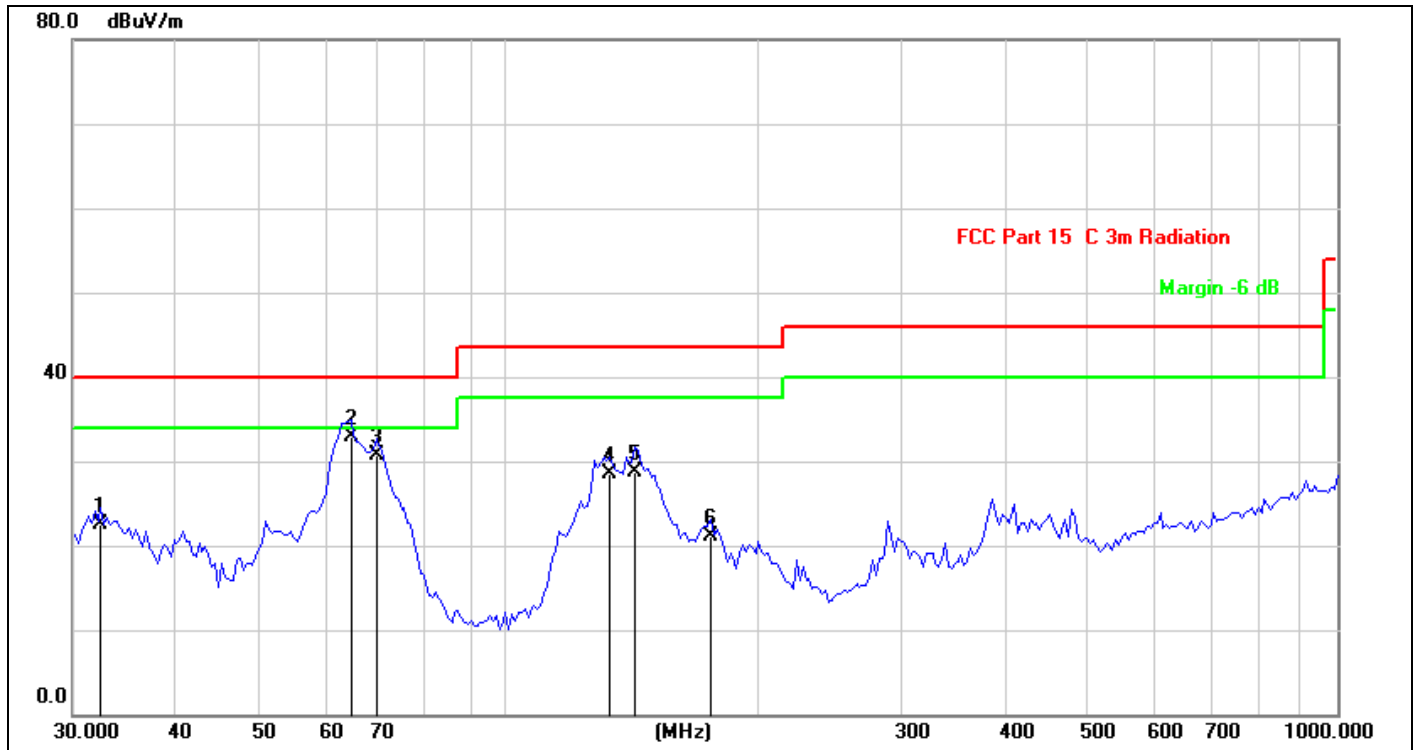
Site:	LAB	Antenna::Horizontal	Temperature(C):23.4(C)
Limit:	FCC Part 15 Class B 3m Radiation(QP)		Humidity(%):56.7%
EUT:	4-in-1 Power Station	Test Time:	2022/02/16
M/N.:	CD278	Power Rating:	AC 120V/60Hz
Mode:	Wireless Charging for iphone	Test Engineer:	sunshine
Note:			

No.	Frequency (MHz)	Reading (dBuV)	Factor (dB/m)	Level (dBuV/m)	Limit (dBuV/m)	Margin (dB)	Det.	Height (cm)	Azimuth (deg)	Remark
1 *	64.3202	38.63	-16.85	21.78	40.00	-18.22	QP	200	45	
2	69.6005	36.09	-17.99	18.10	40.00	-21.90	QP	200	45	
3	78.6888	34.40	-18.31	16.09	40.00	-23.91	QP	200	27	
4	128.5630	41.64	-18.13	23.51	43.50	-19.99	QP	200	27	
5	144.0819	40.82	-18.99	21.83	43.50	-21.67	QP	200	96	
6	155.9101	39.71	-18.48	21.23	43.50	-22.27	QP	200	96	

*:Maximum data x:Over limit !:over margin



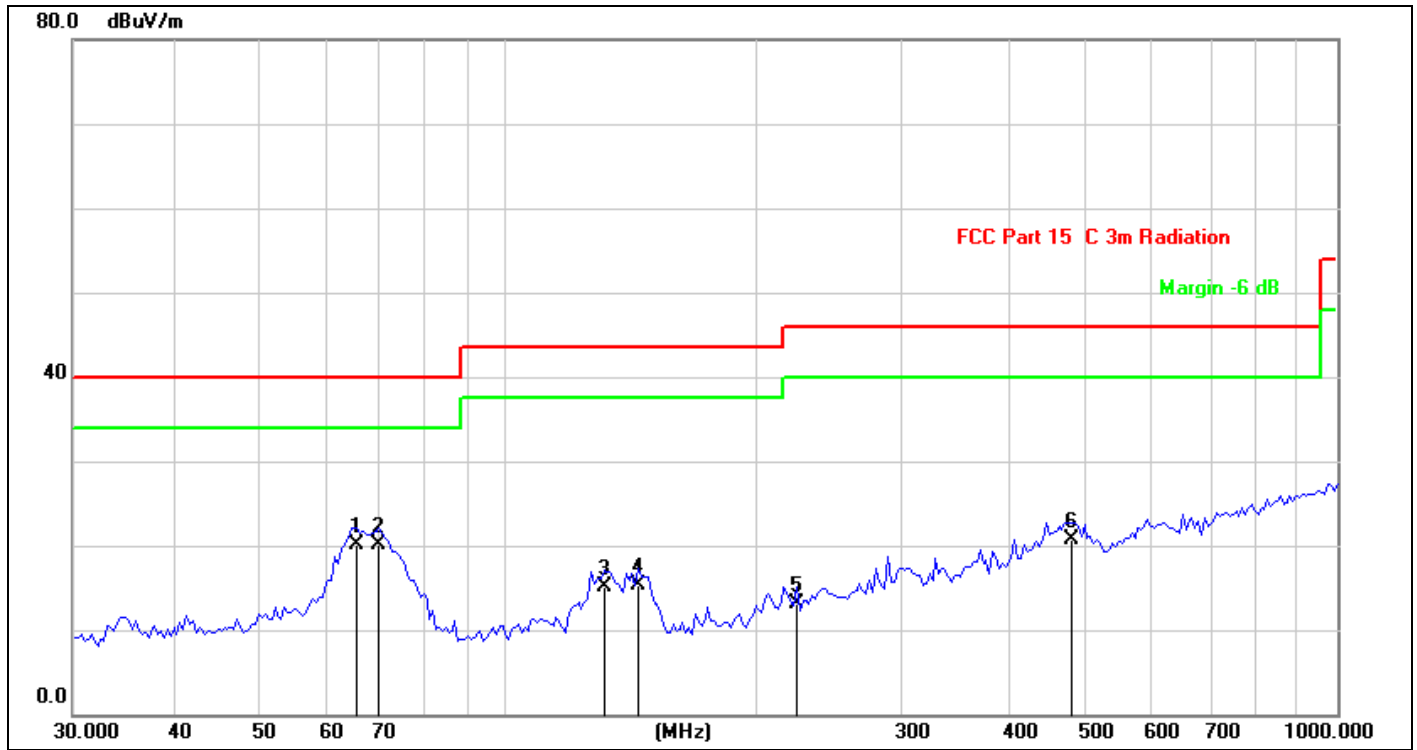
Test mode: Wireless Charging for Apple Watch



Site:	LAB	Antenna::	Vertical	Temperature(C):	23.4(C)
Limit:	FCC Part 15 Class B 3m Radiation(QP)			Humidity(%):	56.7%
EUT:	4-in-1 Power Station	Test Time:	2022/02/16		
M/N.:	CD278	Power Rating:	AC 120V/60Hz		
Mode:	Wireless Charging for Apple Watch	Test Engineer:	sunshine		
Note:					

No.	Frequency (MHz)	Reading (dBuV)	Factor (dB/m)	Level (dBuV/m)	Limit (dBuV/m)	Margin (dB)	Det.	Height (cm)	Azimuth (deg)	Remark
1	32.4628	40.64	-18.15	22.49	40.00	-17.51	QP	100	56	
2 *	64.8865	49.78	-16.97	32.81	40.00	-7.19	QP	100	47	
3	69.6005	48.79	-17.99	30.80	40.00	-9.20	QP	100	42	
4	133.1511	47.08	-18.54	28.54	43.50	-14.96	QP	100	135	
5	142.8243	47.71	-19.02	28.69	43.50	-14.81	QP	100	130	
6	176.2686	38.70	-17.55	21.15	43.50	-22.35	QP	100	85	

*:Maximum data x:Over limit !:over margin



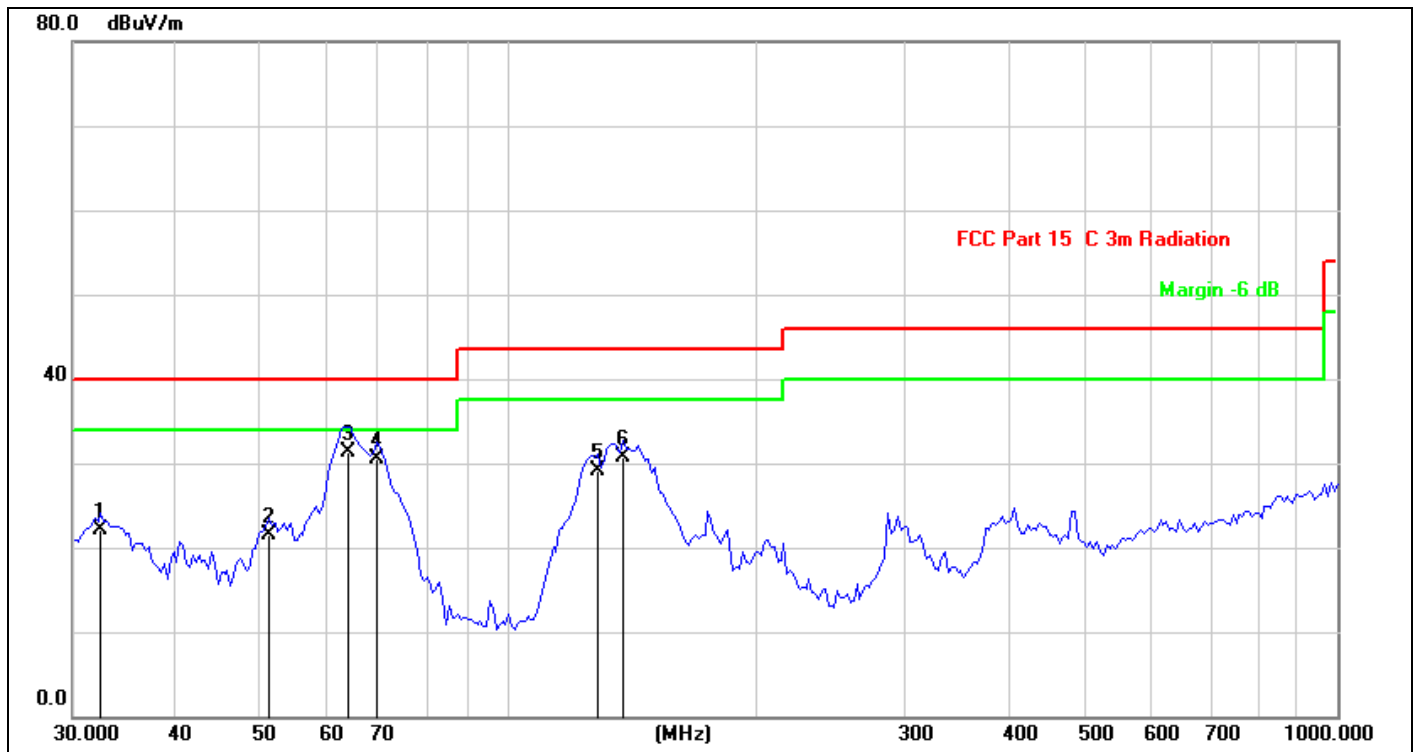
Site:	LAB	Antenna::Horizontal	Temperature(C):23.4(C)
Limit:	FCC Part 15 Class B 3m Radiation(QP)	Test Time:	Humidity(%):56.7%
EUT:	4-in-1 Power Station	Power Rating:	AC 120V/60Hz
M/N.:	CD278	Test Engineer:	sunshine
Mode:	Wireless Charging for Apple Watch		
Note:			

No.	Frequency (MHz)	Reading (dBuV)	Factor (dB/m)	Level (dBuV/m)	Limit (dBuV/m)	Margin (dB)	Det.	Height (cm)	Azimuth (deg)	Remark
1 *	66.0342	37.27	-17.22	20.05	40.00	-19.95	QP	200	45	
2	70.2132	38.10	-18.08	20.02	40.00	-19.98	QP	200	56	
3	130.8369	33.45	-18.36	15.09	43.50	-28.41	QP	200	74	
4	144.0819	34.27	-18.99	15.28	43.50	-28.22	QP	200	136	
5	223.3415	28.36	-15.19	13.17	46.00	-32.83	QP	200	58	
6	478.8456	30.85	-10.10	20.75	46.00	-25.25	QP	200	96	

*:Maximum data x:Over limit !:over margin



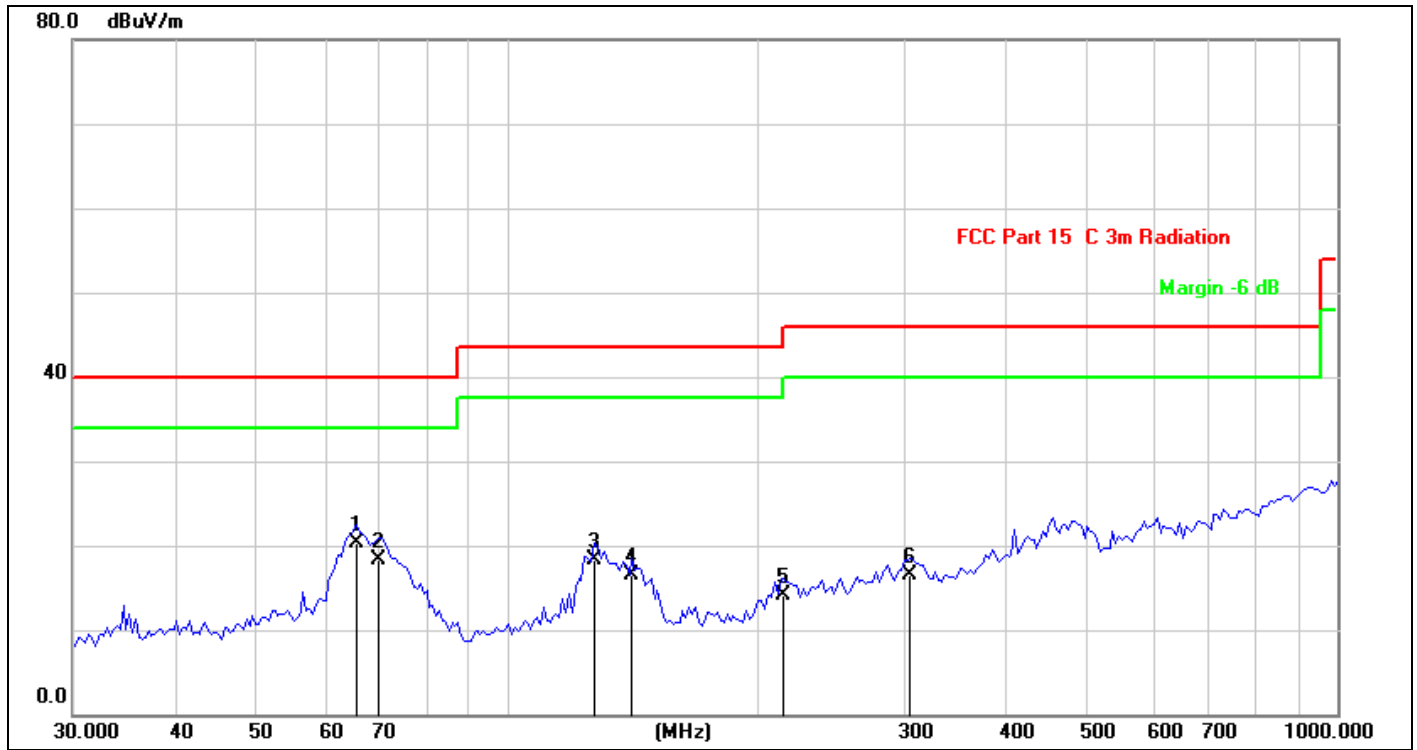
Test mode: Wireless Charging for AirPods



Site:	LAB	Antenna::	Vertical	Temperature(C):	23.4(C)
Limit:	FCC Part 15 Class B 3m Radiation(QP)			Humidity(%):	56.7%
EUT:	4-in-1 Power Station	Test Time:	2022/02/16		
M/N.:	CD278	Power Rating:	AC 120V/60Hz		
Mode:	Wireless Charging for AirPods	Test Engineer:	sunshine		
Note:					

No.	Frequency (MHz)	Reading (dBuV)	Factor (dB/m)	Level (dBuV/m)	Limit (dBuV/m)	Margin (dB)	Det.	Height (cm)	Azimuth (deg)	Remark
1	32.4628	40.34	-18.15	22.19	40.00	-17.81	QP	100	45	
2	51.6616	37.43	-15.94	21.49	40.00	-18.51	QP	100	74	
3 *	64.3202	48.25	-16.85	31.40	40.00	-8.60	QP	100	103	
4	69.6005	48.58	-17.99	30.59	40.00	-9.41	QP	100	144	
5	128.5630	47.17	-18.13	29.04	43.50	-14.46	QP	100	139	
6	137.9028	49.56	-18.93	30.63	43.50	-12.87	QP	100	47	

*:Maximum data x:Over limit !:over margin



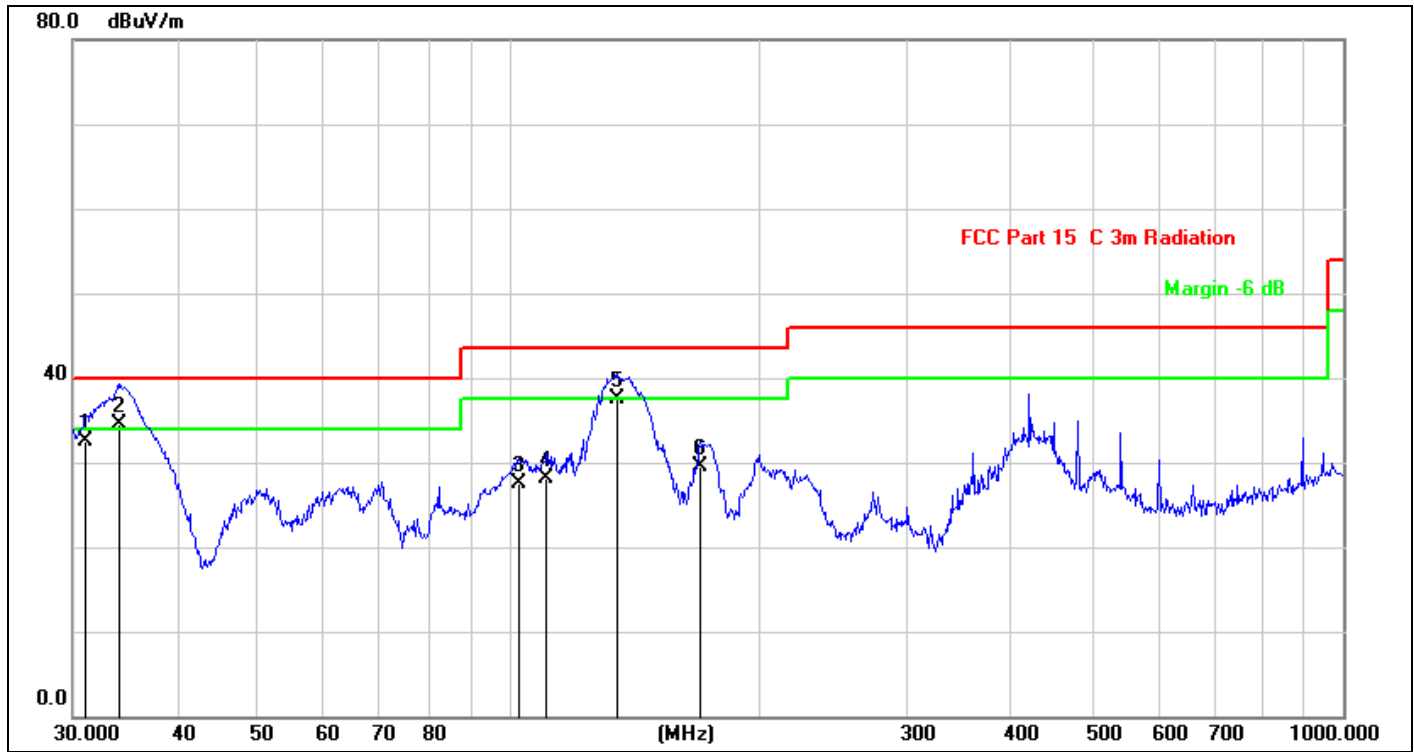
Site:	LAB	Antenna::Horizontal	Temperature(C):23.4(C)
Limit:	FCC Part 15 Class B 3m Radiation(QP)		Humidity(%):56.7%
EUT:	4-in-1 Power Station	Test Time:	2022/02/16
M/N.:	CD278	Power Rating:	AC 120V/60Hz
Mode:	Wireless Charging for Airpods	Test Engineer:	sunshine
Note:			

No.	Frequency (MHz)	Reading (dBuV)	Factor (dB/m)	Level (dBuV/m)	Limit (dBuV/m)	Margin (dB)	Det.	Height (cm)	Azimuth (deg)	Remark
1 *	66.0342	37.62	-17.22	20.40	40.00	-19.60	QP	200	48	
2	70.2132	36.37	-18.08	18.29	40.00	-21.71	QP	200	56	
3	127.4409	36.39	-18.00	18.39	43.50	-25.11	QP	200	86	
4	141.5777	35.59	-19.06	16.53	43.50	-26.97	QP	200	133	
5	215.6456	29.65	-15.56	14.09	43.50	-29.41	QP	200	76	
6	306.2164	29.53	-13.01	16.52	46.00	-29.48	QP	200	145	

*:Maximum data x:Over limit !:over margin



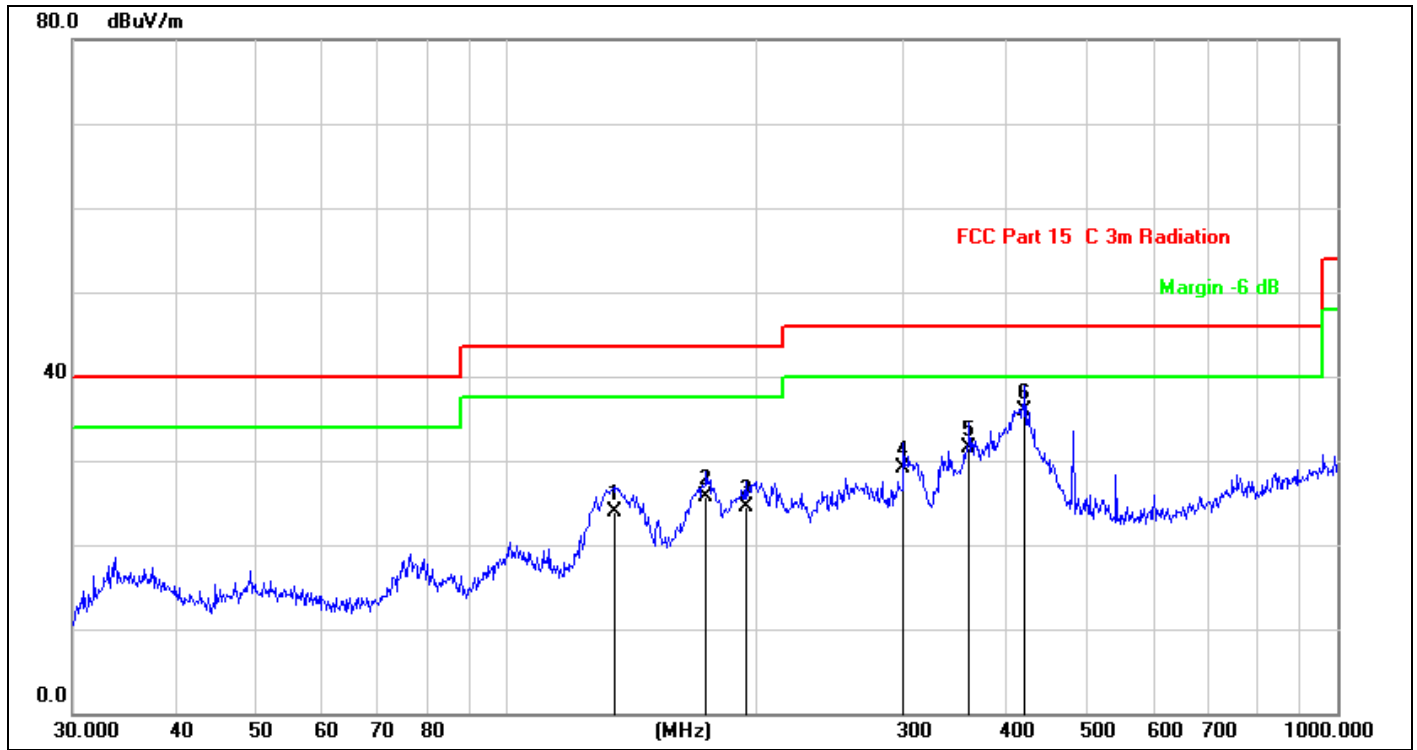
Test mode: Wireless Charging for iPhone+Apple Watch+Airpods



Site:	LAB	Antenna::	Vertical	Temperature(C):	23.4(C)
Limit:	FCC Part 15 Class B 3m Radiation(QP)			Humidity(%):	56.7%
EUT:	4-in-1 Power Station	Test Time:	2022/02/16		
M/N.:	CD278	Power Rating:	AC 120V/60Hz		
Mode:	Wireless Charging for iPhone+Apple Watch+Airpods	Test Engineer:	sunshine		
Note:					

No.	Frequency (MHz)	Reading (dBuV)	Factor (dB/m)	Level (dBuV/m)	Limit (dBuV/m)	Margin (dB)	Det.	Height (cm)	Azimuth (deg)	Remark
1	31.0706	47.06	-14.54	32.52	40.00	-7.48	QP	100	45	
2	34.0365	48.58	-14.08	34.50	40.00	-5.50	QP	100	74	
3 *	102.7192	39.30	-11.76	27.54	43.50	-15.96	QP	100	103	
4 !	110.9571	40.07	-11.90	28.17	43.50	-15.33	QP	100	144	
5	134.5592	52.01	-14.45	37.56	43.50	-5.94	QP	100	139	
6	169.5990	42.84	-13.43	29.41	43.50	-14.09	QP	100	47	

*:Maximum data x:Over limit !:over margin




Site:	LAB	Antenna::Horizontal	Temperature(C):23.4(C)
Limit:	FCC Part 15 Class B 3m Radiation(QP)	Test Time:	Humidity(%):56.7%
EUT:	4-in-1 Power Station	Power Rating:	AC 120V/60Hz
M/N.:	CD278	Test Engineer:	sunshine
Mode:	Wireless Charging for iPhone+Apple Watch+Airpods		
Note:			

No.	Frequency (MHz)	Reading (dBuV)	Factor (dB/m)	Level (dBuV/m)	Limit (dBuV/m)	Margin (dB)	Det.	Height (cm)	Azimuth (deg)	Remark
1 *	134.5592	38.39	-14.45	23.94	43.50	-19.56	QP	200	48	
2	173.8135	38.68	-12.95	25.73	43.50	-17.77	QP	200	56	
3	193.7728	35.79	-11.27	24.52	43.50	-18.98	QP	200	86	
4	300.3672	38.30	-9.12	29.18	46.00	-16.82	QP	200	133	
5	360.4476	39.15	-7.71	31.44	46.00	-14.56	QP	200	76	
6	420.5803	42.31	-6.45	35.86	46.00	-10.14	QP	200	145	

*:Maximum data x:Over limit !:over margin

6.6 Radiated Measurement Photos



7 20db Bandwidth

7.1 20dB Bandwidth Limit

None: for reporting purposed only.

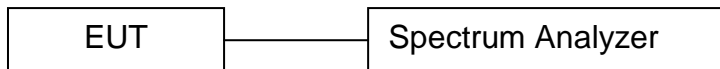
7.2 Test Instruments

Refer a test equipment and calibration data table in this test report.

7.3 Test Procedure

The bandwidth of the fundamental frequency was measured by spectrum analyzer with 1KHz RBW and 3KHz VBW. The 20dB bandwidth is defined as the total spectrum the power of which is higher than peak power minus 20dB.

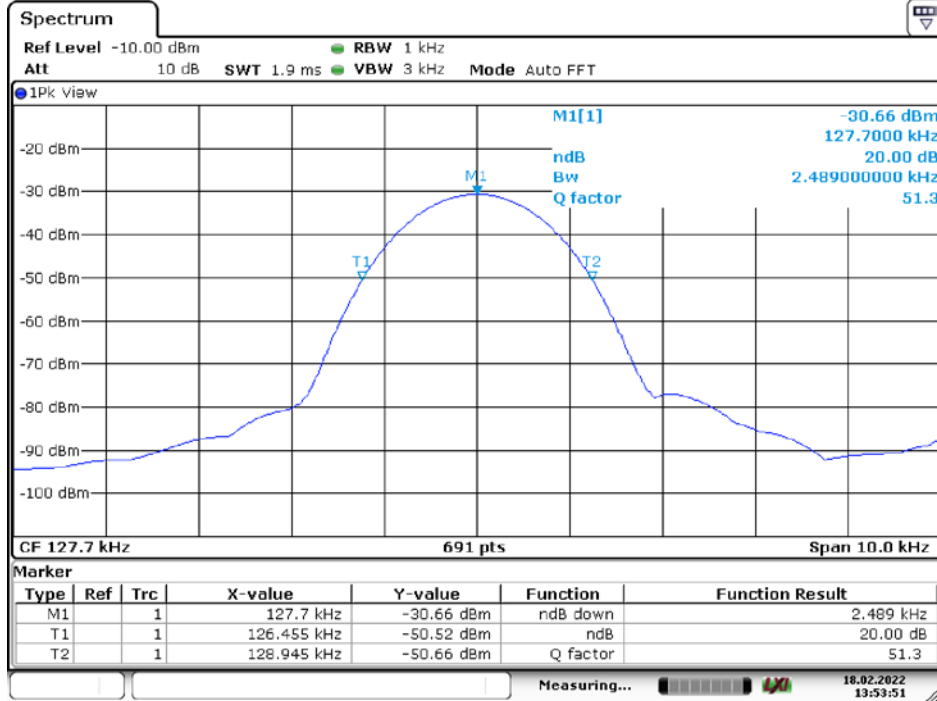
7.4 Test Setup



7.5 Test Result

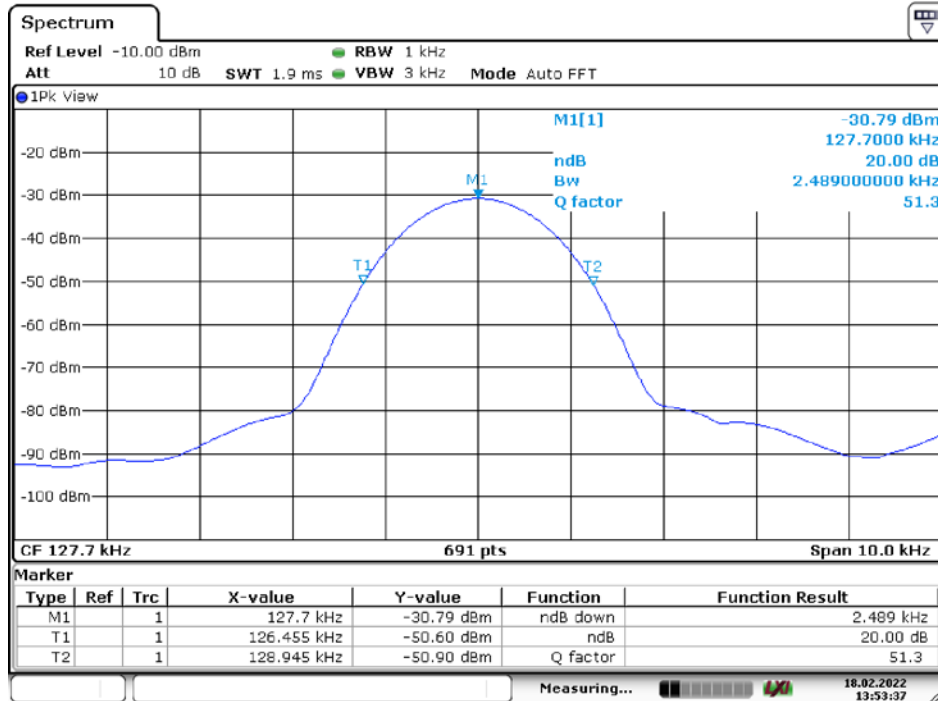
Charging Mode	Frequency (KHz)	20dB Bandwidth (KHz)	Results
iPhone	127.7	2.489	PASS
Airpods	127.7	2.489	PASS
Apple Watch	326.5	2.475	PASS

20 dB Bandwidth Test plot



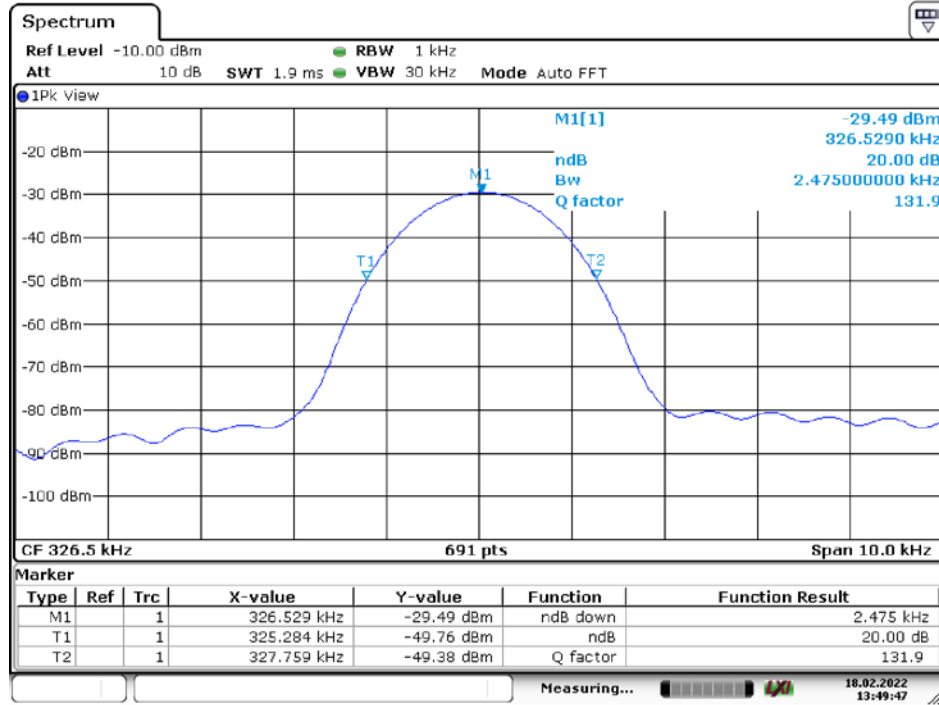
Date: 18.FEB.2022 13:53:51

Wireless Charging for iPhone



Date: 18.FEB.2022 13:53:37

Wireless Charging for Airpods



Date: 18.FEB.2022 13:49:47

Wireless Charging for Apple Watch



8 Antenna Application

8.1 Antenna requirement


For intentional device, according to FCC 47 CFR Section 15.203, an intentional radiator shall be designed to ensure that no antenna other than that furnished by the responsible party shall be used with the device.


8.2 Result



The EUT's antenna, permanent attached antenna, used an Induction coil and integrated on PCB, The antenna's gain meets the requirement.







APPENDIX (Photos of EUT)
















-----The end-----