

AMD RYZEN™ 7 5800X3D DESKTOP PROCESSOR

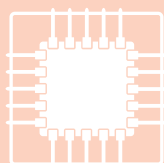
The World's Fastest Gaming Processor¹

There is only one processor that merges pure, raw gaming performance with advanced AMD 3D V-Cache™ technology to create a one-two punch of gaming performance, the AMD Ryzen™ 7 5800X3D processor.

TARGET AUDIENCE



ENTHUSIASTS WHO WANT
CUTTING EDGE TECHNOLOGY WITH
AMD 3D V-CACHE™



GAMERS WHO WANT A DROP-IN
READY CPU



GAMERS WHO CRAVE MAX FPS
AND IMMERSIVE GAMEPLAY

SELL IT IN 30 SECONDS

AMD 3D V-CACHE™ TECHNOLOGY

- 3D stacked cache for framerate improvements
- Provides more performance, better energy efficiency, and reduced latency

FASTER GAMING

- 15% faster on average than the AMD Ryzen™ 9 5900X³
- Up to 43% more performance than the Intel Core i9-12900K⁷

DESIGNED FOR GAMERS

- Specialized processor for enthusiast gamers
- 3D V-Cache™ provides an enormous gaming uplift

“ZEN 3” ARCHITECTURE

- More core throughput with large caches and powerful threads
- Increased computing performance with optimal energy efficiency

DROP-IN READY

- Ready with a simple BIOS update
- AMD 500, 400, select 300 Series motherboards

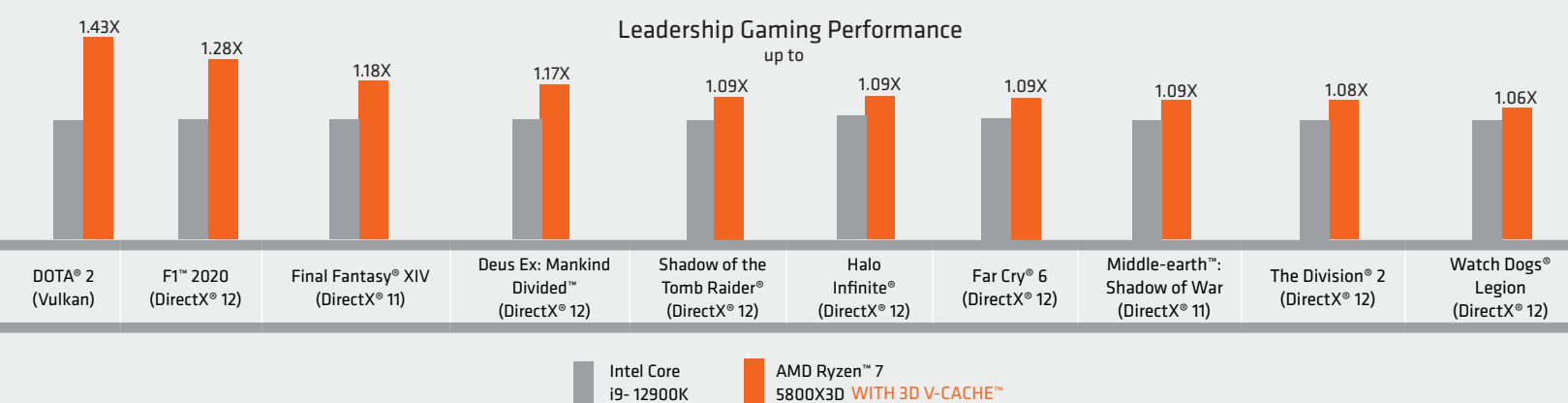
PRECISION BOOST 2²

- Automatically raises CPU clock speeds

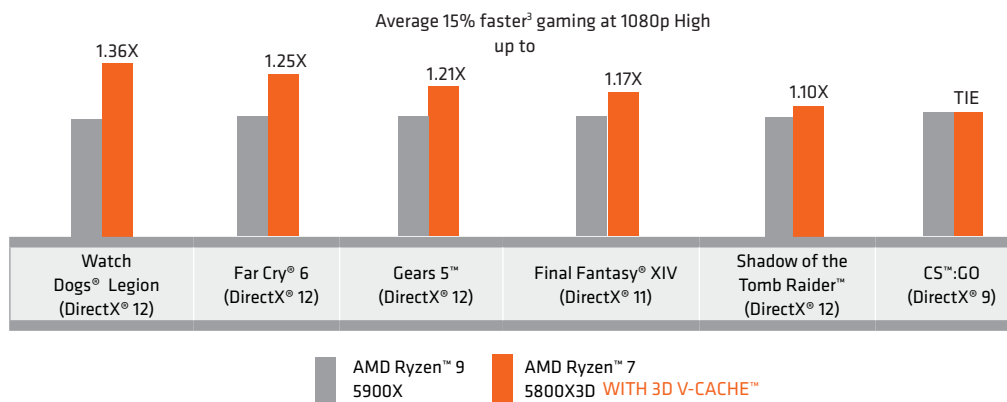
PRODUCT SPECIFICATIONS

CORES/THREADS	TYPICAL TDP	UP TO MAX/BASE FREQUENCY ⁴	TOTAL CACHE	PCIe® READY	UNLOCKED FOR OVERCLOCKING ^{5,6,7}	COMPETITIVE PROCESSOR
8/16	105W	4.5/3.4	100MB	Gen 4	Yes - Memory and Infinity Fabric™ Overclocking	Core i9-12900K

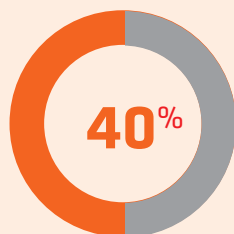
BENCHMARK COMPARISON - COMPETITIVE⁷



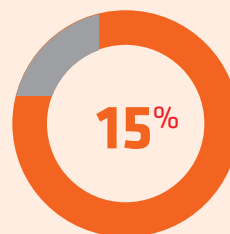
BENCHMARK COMPARISON - GENERATIONAL³



CLAIMS COMPARISON



Up to 40% more gaming performance per dollar versus the Intel Core i9-12900K⁸



On average, 15% Faster Gaming versus the AMD Ryzen™ 9 5900X³

VISIT PARTNER.AMD.COM | Your online source for tools, training, news, reviews and much more!

1. Based on testing by AMD as of 12/14/2021. Performance evaluated with Watch Dogs Legion, Far Cry 6, Gears 5, Final Fantasy XIV, Shadow of the Tomb Raider and CS:GO. All games test at 1920x1080p resolution with the HIGH in-game quality preset (or equivalent). System configuration: Ryzen 7 5800X3D and AMD Reference Motherboard with 2x8GB DDR4-3600. Core i9-12900K and ROG Maximus Z690 Hero motherboard with BIOS 0702 and 2x16GB DDR5-5200. Both systems configured with GeForce RTX 3080 on driver 472.12, Samsung 980 Pro 1TB, NZXT Kraken X62, Windows 11 28000.282. R5K-107

2. For additional information about Precision Boost 2, see <https://www.amd.com/en/support/kb/faq/cpu-pb2>. GD-188

3. Based on testing by AMD as of 12/14/2021. Performance evaluated with Watch Dogs Legion, Far Cry 6, Gears 5, Final Fantasy XIV, Shadow of the Tomb Raider and CS:GO. All games test at 1920x1080p resolution with the HIGH in-game quality preset (or equivalent). System configuration: Ryzen 7 5800X3D and AMD Reference Motherboard, Ryzen 9 5900X and ASUS Crosshair VIII Hero with BIOS 3801. Both systems configured with 2x8GB DDR4-3600, GeForce RTX 3080 with 472.12 driver, Samsung 980 Pro 1TB, NZXT Kraken X62, and Windows 11 28000.282. R5K-106

4. Max boost for AMD Ryzen processors is the maximum frequency achievable by a single core on the processor running a bursty single-threaded workload. Max boost will vary based on several factors, including, but not limited to: thermal paste; system cooling; motherboard design and BIOS; the latest AMD chipset driver; and the latest OS updates. GD-150

5. AMD's product warranty does not cover damages caused by overclocking or undervolting outside of AMD's published specifications, even when these are enabled via AMD hardware and/or software. GD-26

6. Overclocking and/or Undervolting AMD processors and memory, including without limitation, altering clock frequencies / multipliers or memory timing / voltage, to operate outside of AMD's published specifications will void any applicable AMD product warranty, even when enabled via AMD hardware and/or software. This may also void warranties offered by the system manufacturer or retailer. Users assume all risks and liabilities that may arise out of overclocking and/or undervolting AMD processors, including, without limitation, failure of or damage to hardware, reduced system performance and/or data loss, corruption or vulnerability. GD-106

7. Based on testing by AMD as of 3/18/2021. All games tested at 1920x1080p resolution with the High in-game quality preset (or equivalent). System configuration: Ryzen 7 5800X3D and MSI MEG GODLIKE X570 with 2x8GB DDR4-3600 versus a Core i9-12900K and ROG Maximus Z690 Hero motherboard with 2x16GB DDR5-5200. Both systems configured with GeForce RTX 3090 on driver 511.79, Samsung 980 Pro 1TB, MSI MAG 360R, Windows 11 22000.527. R5K-120

8. Based on testing by AMD as of 3/18/2021. All games tested at 1920x1080p resolution with the High in-game quality preset (or equivalent). Pricing determined by using launch pricing as stated by each manufacturer at time of launch. System configuration: Ryzen 7 5800X3D and MSI MEG GODLIKE X570 with 2x8GB DDR4-3600 versus a Core i9-12900K and ROG Maximus Z690 Hero motherboard with 2x16GB DDR5-5200. Both systems configured with GeForce RTX 3090 on driver 511.79, Samsung 980 Pro 1TB, MSI MAG 360R, Windows 11 22000.527. R5K-121

©2022 Advanced Micro Devices, Inc. All rights reserved. AMD, the AMD Arrow logo, Ryzen, Radeon, and combinations thereof are trademarks of Advanced Micro Devices, Inc. Other product names used in this publication are for identification purposes only and may be trademarks of their respective companies.