

<b>Prüfbericht-Nr.:</b> <i>Test report no.:</i>	<b>CN22GBE4 002</b>	<b>Auftrags-Nr.:</b> <i>Order no.:</i>	<b>168397656</b>	<b>Seite 1 von 21</b> <i>Page 1 of 21</i>
<b>Kunden-Referenz-Nr.:</b> <i>Client reference no.:</i>	N/A	<b>Auftragsdatum:</b> <i>Order date:</i>	2022-11-07	
<b>Auftraggeber:</b> <i>Client:</i>	<b>Harman International Industries, Inc</b> 8500 Balboa Blvd, Northridge, California, 91329, United States			
<b>Prüfgegenstand:</b> <i>Test item:</i>	BLUETOOTH HEADSET			
<b>Bezeichnung / Typ-Nr.:</b> <i>Identification / Type no.:</i>	TUNE BEAM (Trademark: JBL)			
<b>Auftrags-Inhalt:</b> <i>Order content:</i>	FCC and IC approval			
<b>Prüfgrundlage:</b> <i>Test specification:</i>	CFR47 FCC Part 15: Subpart C Section 15.247    RSS-247 Issue 2 February 2017 CFR47 FCC Part 15: Subpart C Section 15.207    RSS-Gen Issue 5 February 2021 CFR47 FCC Part 15: Subpart C Section 15.209			
<b>Wareneingangsdatum:</b> <i>Date of sample receipt:</i>	2022-11-03	Please refer to photo documents		
<b>Prüfmuster-Nr.:</b> <i>Test sample no.:</i>	A003363304-001~008 A003363689-001~002			
<b>Prüfzeitraum:</b> <i>Testing period:</i>	2022-11-04 – 2022-11-17			
<b>Ort der Prüfung:</b> <i>Place of testing:</i>	TÜV Rheinland (Shenzhen) Co., Ltd.			
<b>Prüflaboratorium:</b> <i>Testing laboratory:</i>	TÜV Rheinland (Shenzhen) Co., Ltd.			
<b>Prüfergebnis*:</b> <i>Test result*:</i>	Pass			
<b>geprüft von:</b> <i>tested by:</i>		<b>genehmigt von:</b> <i>authorized by:</i>		
<b>Datum:</b> <i>Date:</i>	2022-12-18	<b>Ausstellungsdatum:</b> <i>Issue date:</i>	2022-12-27	
	<small>Signed by: Alex Lan</small>		<small>Signed by: Lin Lin</small>	
<b>Stellung / Position</b>	Assistant Project Manager	<b>Stellung / Position</b>	Reviewer	
<b>Sonstiges / Other:</b>	FCC ID: APIJBLTUNEBEAM IC: 6132A-JBLTUNEBEAM    HVIN: TUNEBEAML, TUNEBEAMR			
<b>Zustand des Prüfgegenstandes bei Anlieferung:</b> <i>Condition of the test item at delivery:</i>	Prüfmuster vollständig und unbeschädigt <i>Test item complete and undamaged:</i>			
<b>* Legende:</b>	1 = sehr gut P(ass) = entspricht o.g. Prüfgrundlage(n)	2 = gut F(ail) = entspricht nicht o.g. Prüfgrundlage(n)	3 = befriedigend N/A = nicht anwendbar	4 = ausreichend N/T = nicht
<b>Legend:</b>	1 = very good P(ass) = passed a.m. test specifications(s)	2 = good F(ail) = failed a.m. test specifications(s)	3 = satisfactory N/A = not applicable	4 = sufficient N/T = not tested
<b>Dieser Prüfbericht bezieht sich nur auf das o.g. Prüfmuster und darf ohne Genehmigung der Prüfstelle nicht auszugsweise vervielfältigt werden. Dieser Bericht berechtigt nicht zur Verwendung eines Prüfzeichens.</b>				
<i>This test report only relates to the a. m. test sample. Without permission of the test center this test report is not permitted to be duplicated in extracts. This test report does not entitle to carry any test mark.</i>				

V05

## **Test Summary**

**5.1.1 ANTENNA REQUIREMENT**

*RESULT: Pass*

**5.1.2 MAXIMUM PEAK CONDUCTED OUTPUT POWER**

*RESULT: Pass*

**5.1.3 CONDUCTED POWER SPECTRAL DENSITY**

*RESULT: Pass*

**5.1.4 99%dB BANDWIDTH**

*RESULT: Pass*

**5.1.5 6dB BANDWIDTH**

*RESULT: Pass*

**5.1.6 FREQUENCY STABILITY**

*RESULT: Pass*

**5.1.7 CONDUCTED SPURIOUS EMISSIONS MEASURED IN 100 KHz BANDWIDTH**

*RESULT: Pass*

**5.1.8 RADIATED SPURIOUS EMISSION**

*RESULT: Pass*

## Contents

<b>1</b>	<b>GENERAL REMARKS .....</b>	<b>4</b>
<b>1.1</b>	<b>COMPLEMENTARY MATERIALS .....</b>	<b>4</b>
<b>2</b>	<b>TEST SITES.....</b>	<b>4</b>
<b>2.1</b>	<b>TEST FACILITIES.....</b>	<b>4</b>
<b>2.2</b>	<b>LIST OF TEST AND MEASUREMENT INSTRUMENTS .....</b>	<b>5</b>
<b>2.3</b>	<b>TRACEABILITY.....</b>	<b>6</b>
<b>2.4</b>	<b>CALIBRATION.....</b>	<b>6</b>
<b>2.5</b>	<b>MEASUREMENT UNCERTAINTY .....</b>	<b>6</b>
<b>2.6</b>	<b>LOCATION OF ORIGINAL DATA .....</b>	<b>6</b>
<b>2.7</b>	<b>STATUS OF FACILITY USED FOR TESTING.....</b>	<b>6</b>
<b>3</b>	<b>GENERAL PRODUCT INFORMATION.....</b>	<b>7</b>
<b>3.1</b>	<b>PRODUCT FUNCTION AND INTENDED USE .....</b>	<b>7</b>
<b>3.2</b>	<b>RATINGS AND SYSTEM DETAILS .....</b>	<b>7</b>
<b>3.3</b>	<b>INDEPENDENT OPERATION MODES .....</b>	<b>9</b>
<b>3.4</b>	<b>NOISE GENERATING AND NOISE SUPPRESSING PARTS.....</b>	<b>9</b>
<b>3.5</b>	<b>SUBMITTED DOCUMENTS.....</b>	<b>9</b>
<b>4</b>	<b>TEST SET-UP AND OPERATION MODES .....</b>	<b>10</b>
<b>4.1</b>	<b>PRINCIPLE OF CONFIGURATION SELECTION.....</b>	<b>10</b>
<b>4.2</b>	<b>TEST OPERATION AND TEST SOFTWARE .....</b>	<b>10</b>
<b>4.3</b>	<b>SPECIAL ACCESSORIES AND AUXILIARY EQUIPMENT.....</b>	<b>10</b>
<b>4.4</b>	<b>COUNTERMEASURES TO ACHIEVE EMC COMPLIANCE .....</b>	<b>10</b>
<b>4.5</b>	<b>TEST SETUP DIAGRAM .....</b>	<b>11</b>
<b>5</b>	<b>TEST RESULTS.....</b>	<b>13</b>
<b>5.1</b>	<b>TRANSMITTER REQUIREMENT &amp; TEST SUITES.....</b>	<b>13</b>
<i>5.1.1</i>	<i>Antenna Requirement.....</i>	<i>13</i>
<i>5.1.2</i>	<i>Maximum Peak Conducted Output Power.....</i>	<i>14</i>
<i>5.1.3</i>	<i>Conducted Power Spectral Density.....</i>	<i>15</i>
<i>5.1.4</i>	<i>99%dB Bandwidth.....</i>	<i>16</i>
<i>5.1.5</i>	<i>6dB Bandwidth.....</i>	<i>17</i>
<i>5.1.6</i>	<i>Frequency stability .....</i>	<i>18</i>
<i>5.1.7</i>	<i>Conducted Spurious Emissions Measured in 100 kHz Bandwidth .....</i>	<i>19</i>
<i>5.1.8</i>	<i>Radiated Spurious Emission.....</i>	<i>20</i>
<b>6</b>	<b>PHOTOGRAPHS OF THE TEST SET-UP.....</b>	<b>21</b>
<b>7</b>	<b>LIST OF TABLES .....</b>	<b>21</b>

# 1 General Remarks

## 1.1 Complementary Materials

All attachments are integral parts of this test report. This applies especially to the following appendix:

Appendix A: Photographs of the Test Set-up

Appendix B: Test Results of left earbud.

Appendix C: Test Results of right earbud.

# 2 Test Sites

## 2.1 Test Facilities

**TÜV Rheinland (Shenzhen) Co., Ltd.**

No. 362 Huanguan Road Middle, Longhua District, Shenzhen 518110, People's Republic of China

FCC Registration No.: 694916

IC Registration No.: 25069 and the CAB identifier is CN0078.

## 2.2 List of Test and Measurement Instruments

**Table 1: List of Test and Measurement Equipment**

<b>Radio Spectrum Testing (TS8997)</b>				
<b>Equipment</b>	<b>Manufacturer</b>	<b>Model</b>	<b>Serial No.</b>	<b>Cal. until</b>
Signal Analyzer	R&S	FSV 40	101441	2023-08-01
OSP	R&S	OSP 150	101017	2023-12-01
Control PC	DELL	OptiPlex 7050	FTJZ9P2	N/A
Test Software	R&S	WMS32 (V11.00.00)	N/A	N/A
Power Meter	R&S	NRP2	107105	2023-12-01
Wideband Power Sensor	R&S	NRP-Z81	105677	2023-08-01
Shielding Room 8#	Albatross	SR8	APC17151-SR8	2024-06-22
<b>Unwanted Emission Testing (TS9975)</b>				
<b>Equipment</b>	<b>Manufacturer</b>	<b>Model</b>	<b>Serial No.</b>	<b>Cal. until</b>
EMI Test Receiver	R&S	ESR 7	102021	2023-08-02
Signal Analyzer	R&S	FSV 40	101439	2023-08-01
System Controller Interface	R&S	SCI-100	S10010038	N/A
Filterbank	R&S	Wlan	100759	2023-08-01
OSP	R&S	OSP 120	102040	N/A
Pre-amplifier	R&S	SCU08F1	08320031	2023-08-02
Amplifier	R&S	SCU-18F	180070	2023-08-02
Amplifier	R&S	SCU40A	100475	2023-08-02
Trilog Broadband Antenna (30 MHz - 7 GHz)	Schwarzbeck	VULB 9162	193	2024-08-06
Double-Ridged Antenna (1 -18 GHz)	ETS-LINDGREN	3117	00218717	2024-08-06
Wideband Ridged Horn Antenna (18-40 GHz)	Steatite	QMS-00880	19067	2024-08-27
Active Loop Antenna	Schwarzbeck	FMZB 1513	302	2023-08-06
Test software	R&S	EMC32 (V10.60.10)	N/A	N/A
Control PC	Dell	OptiPlex 7050	36NV9P2	N/A
3m Semi-Anechoic Chamber	Albatross	SAC-3m	APC17151-SAC	2024-06-22

## 2.3 Traceability

All measurement equipment calibrations are traceable to NIM (National Institute of Metrology) or where calibration is performed in other countries, to equivalent nationally recognized standards organizations.

## 2.4 Calibration

Equipment requiring calibration is calibrated periodically by the manufacturer or according to manufacturer's specifications. Additionally all equipment is verified for proper performance on a regular basis using in house standards or comparisons.

## 2.5 Measurement Uncertainty

The estimated combined standard uncertainty for radiated emissions and conducted emissions measurements as below table.

Parameter	Uncertainty (k=2)
Occupied Channel Bandwidth	± 2.08 %
RF output power, conducted	± 0.99 dB
RF power density, conducted	± 0.99 dB
Unwanted Emissions, conducted	± 0.89 dB
All emissions, radiated	± 4.17 dB

## 2.6 Location of Original Data

The original copies of all test data taken during actual testing were attached at Appendix A & B & C of this report and delivered to the applicant. A copy has been retained in the TÜV Rheinland (Shenzhen) file for certification follow-up purposes.

## 2.7 Status of Facility Used for Testing

The TÜV Rheinland (Shenzhen) Co., Ltd. Test facility located at No. 362 Huanguan Road Middle, Longhua District, Shenzhen 518110, People's Republic of China. is listed on the US Federal Communications Commission list of facilities approved to perform measurements.

## 3 General Product Information

### 3.1 Product Function and Intended Use

The EUTs are Bluetooth earbuds, which supports Bluetooth dual mode technology.

There is no difference except the PCB layout of left and right earbuds.

For details refer to the User Manual and Circuit Diagram.

### 3.2 Ratings and System Details

**Table 2: Technical Specification of EUT**

General Information of EUT	Value
Kind of Equipment	BLUETOOTH HEADSET
Type Designation	TUNE BEAM
Trademark	JBL
FCC ID	APIJBLTUNEBEAM
IC	6132A-JBLTUNEBEAM
HVIN	TUNEBEAML, TUNEBEAMR
Extreme Temperature Range	-10°C to +45°C
Operating Voltage	DC 3.85V, 70mAh via built-in Li-ion cell battery DC 5V, 200mA via charging case for charging
<b>Technical Specification of Classical Bluetooth</b>	
Bluetooth Core Version	Bluetooth 5.3
Operating Frequency band	2402 ~ 2480 MHz
Channel Number	79 channels
Channel separation	1MHz
Modulation	GFSK, $\pi/4$ DQPSK, 8DPSK
Antenna Type	PIFA LDS antenna
Antenna Gain	-0.37 dBi for left earbud -0.04 dBi for right earbud
<b>Technical Specification of Bluetooth Low Energy</b>	
Bluetooth Core Version	Bluetooth 5.3
Operating Frequency band	2402 ~ 2480 MHz
Channel Number	40 channels
Channel separation	2MHz
Data rate	1Mbps, 2Mbps
Modulation	GFSK
Antenna Type	PIFA LDS antenna
Antenna Gain	-0.37 dBi for left earbud -0.04 dBi for right earbud

**Table 3: RF Channel and Frequency of Classic Bluetooth**

RF Channel	Frequency (MHz)	RF Channel	Frequency (MHz)	RF Channel	Frequency (MHz)	RF Channel	Frequency (MHz)
<b>00</b>	<b>2402.00</b>	20	2422.00	40	2442.00	60	2462.00
01	2403.00	21	2423.00	41	2443.00	61	2463.00
02	2404.00	22	2424.00	42	2444.00	62	2464.00
03	2405.00	23	2425.00	43	2445.00	63	2465.00
04	2406.00	24	2426.00	44	2446.00	64	2466.00
05	2407.00	25	2427.00	45	2447.00	65	2467.00
06	2408.00	26	2428.00	46	2448.00	66	2468.00
07	2409.00	27	2429.00	47	2449.00	67	2469.00
08	2410.00	28	2430.00	48	2450.00	68	2470.00
09	2411.00	29	2431.00	49	2451.00	69	2471.00
10	2412.00	30	2432.00	50	2452.00	70	2472.00
11	2413.00	31	2433.00	51	2453.00	71	2473.00
12	2414.00	32	2434.00	52	2454.00	72	2474.00
13	2415.00	33	2435.00	53	2455.00	73	2475.00
14	2416.00	34	2436.00	54	2456.00	74	2476.00
15	2417.00	35	2437.00	55	2457.00	75	2477.00
16	2418.00	36	2438.00	56	2458.00	76	2478.00
17	2419.00	37	2439.00	57	2459.00	77	2479.00
18	2420.00	38	2440.00	58	2460.00	<b>78</b>	<b>2480.00</b>
19	2421.00	<b>39</b>	<b>2441.00</b>	59	2461.00	--	--

**Table 4: RF Channel and Frequency of Bluetooth Low Energy**

RF Channel	Frequency (MHz)	RF Channel	Frequency (MHz)	RF Channel	Frequency (MHz)	RF Channel	Frequency (MHz)
<b>00</b>	<b>2402.00</b>	10	2422.00	20	2442.00	30	2462.00
01	2404.00	11	2424.00	21	2444.00	31	2464.00
02	2406.00	12	2426.00	22	2446.00	32	2466.00
03	2408.00	13	2428.00	23	2448.00	33	2468.00
04	2410.00	14	2430.00	24	2450.00	34	2470.00
05	2412.00	15	2432.00	25	2452.00	35	2472.00
06	2414.00	16	2434.00	26	2454.00	36	2474.00
07	2416.00	17	2436.00	27	2456.00	37	2476.00
08	2418.00	18	2438.00	28	2458.00	38	2478.00
09	2420.00	<b>19</b>	<b>2440.00</b>	29	2460.00	<b>39</b>	<b>2480.00</b>



### 3.3 Independent Operation Modes

The basic operation modes are:

- A. On, Bluetooth LE transmitting mode
  - 1. Low channel
  - 2. Middle channel
  - 3. High channel
- B. On, Bluetooth connecting mode
- C. Off

### 3.4 Noise Generating and Noise Suppressing Parts

Refer to Circuit Diagram for further details.

### 3.5 Submitted Documents

- Application Form
- Block Diagram
- FCC/IC Label and Location Info
- Operation Description
- Photo Document
- Schematics
- User Manual

## 4 Test Set-up and Operation Modes

### 4.1 Principle of Configuration Selection

**Radio Spectrum:** The equipment under test (EUT) was configured at its highest power output in order to measure its highest possible radiation and conducted level. The test modes were adapted accordingly in reference to the instructions for use.

**Emission:** The equipment under test (EUT) was configured to measure its highest possible radiation level. The test modes were adapted accordingly in reference to the instructions for use.

### 4.2 Test Operation and Test Software

Test operation refers to test setup in chapter 5. All testing were performed according to the procedures in ANSI C63.10: 2013.

According to clause 3.1, all test items were applied on model TUNE BEAM with left & right earbuds.

### 4.3 Special Accessories and Auxiliary Equipment

Table 5: List of Accessories and Auxiliary Equipment

Description	Manufacturer	Model	S/N
Laptop	Lenovo	T480	PF-16A6N8

### 4.4 Countermeasures to Achieve EMC Compliance

The test sample which has been tested contained the noise suppression parts as described in the Technical Construction File (TCF).

No additional measures were employed to achieve compliance.

## 4.5 Test Setup Diagram

Diagram of Measurement Configuration for Radiation Test (Below 30MHz)

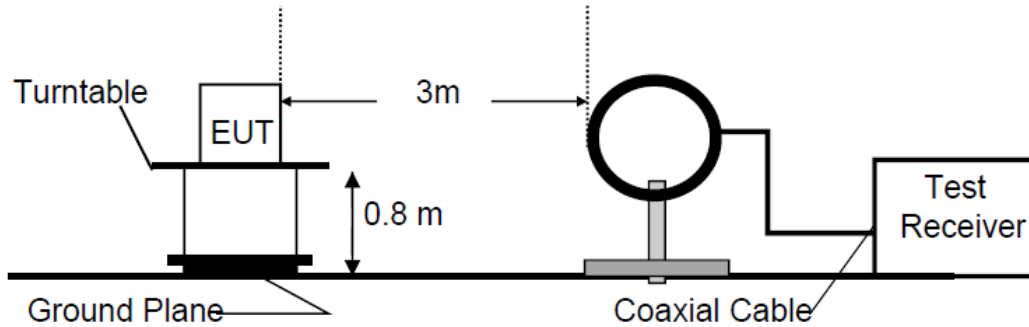


Diagram of Measurement Configuration for Radiation Test (Below 1GHz)

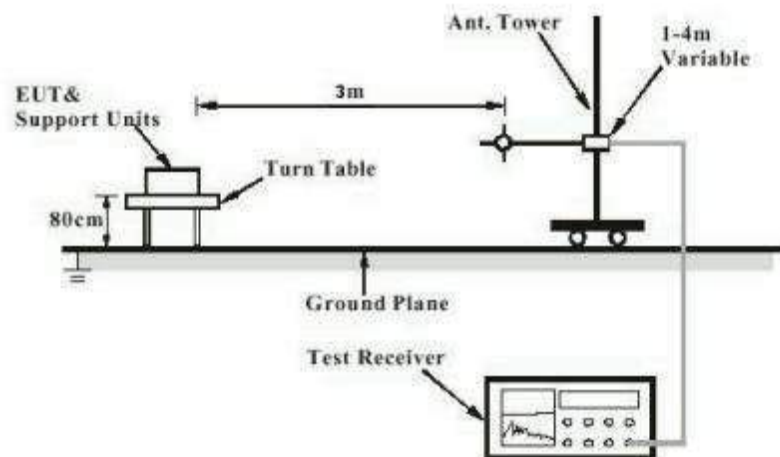
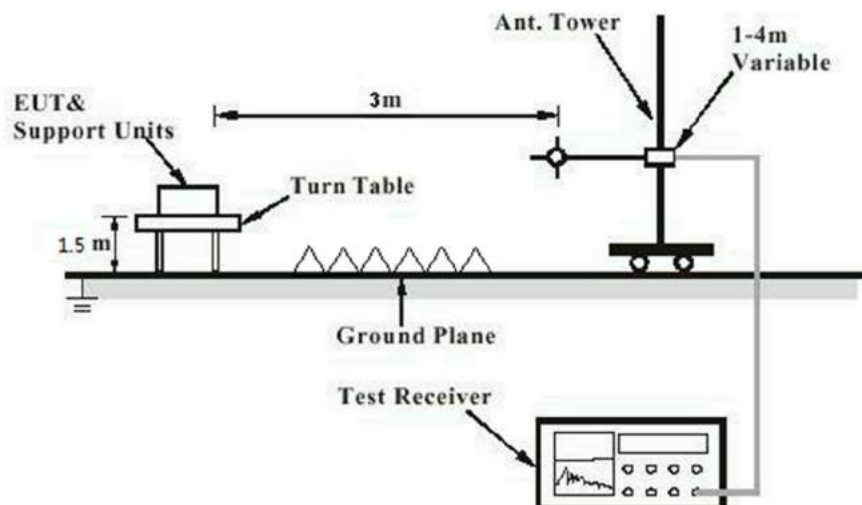
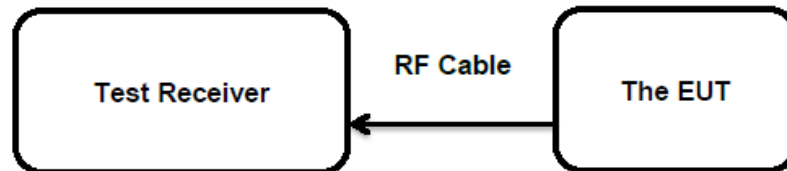


Diagram of Measurement Configuration for Radiation Test (Above 1GHz)



**Diagram of Measurement Configuration for Conducted Transmitter Measurement**



## 5 Test Results

### 5.1 Transmitter Requirement & Test Suites

#### 5.1.1 Antenna Requirement

**RESULT:****Pass****Test Specification**

Test standard	:	FCC Part 15.247(b)(4) and Part 15.203
	:	RSS-Gen Clause 6.7
Limit	:	the use of antennas with directional gains that do not exceed 6 dBi

According to the manufacturer declared, the EUT has one PIFA LDS antenna , the directional gain of antennas are -0.37 dBi for left earbud & -0.04 dBi for right earbud , and the antenna connector is designed with permanent attachment and no consideration of replacement. Therefore the EUT is considered sufficient to comply with the provision.

Refer to EUT Photo for further details.

## 5.1.2 Maximum Peak Conducted Output Power

**RESULT:**
**Pass**
**Test Specification**

Test standard	:	FCC Part 15.247(b)(3) RSS-247 Clause 5.4(d)
Basic standard	:	ANSI C63.10: 2013
Limits	:	< 1 Watt (Maximum Conducted Peak Power) e.i.r.p. <4W
Kind of test site	:	Shielded Room

**Test Setup**

Date of testing	:	2022-11-16
Input voltage	:	DC 3.85V
Operation mode	:	A
Test channel	:	Low / Middle / High
Ambient temperature	:	24.5 °C
Relative humidity	:	55 %
Atmospheric pressure	:	101 kPa

For details refer to following test result.

**Table 6: Test Result of Maximum Peak Conducted Output Power, Left earbud**

Data Rate	Test Channel (MHz)	Measured Peak Power		Limit (W)	
		(dBm)	(W)		
1 Mbps	2402	2.90	0.0019	< 1.0	
	2440	2.60	0.0018		
	2480	2.90	0.0019		
2 Mbps	2402	2.80	0.0019		
	2440	2.50	0.0018		
	2480	2.80	0.0019		
<b>Maximum Measured Value</b>		2.90	0.0019		

Note: The cable loss is taken into account in results and the maximum e.i.r.p. is 2.53 dBm less than 4W (36 dBm).

**Table 7: Test Result of Maximum Peak Conducted Output Power, Right earbud**

Data Rate	Test Channel (MHz)	Measured Peak Power		Limit (W)	
		(dBm)	(W)		
1 Mbps	2402	3.70	0.0023	< 1.0	
	2440	3.20	0.0021		
	2480	3.20	0.0021		
2 Mbps	2402	3.70	0.0023		
	2440	3.20	0.0021		
	2480	3.20	0.0021		
<b>Maximum Measured Value</b>		3.70	0.0023		

Note: The cable loss is taken into account in results and the maximum e.i.r.p. is 3.66 dBm less than 4W (36 dBm).

### 5.1.3 Conducted Power Spectral Density

**RESULT:****Pass****Test Specification**

Test standard	:	FCC Part 15.247(e) RSS-247 Clause 5.2(b)
Basic standard	:	ANSI C63.10: 2013
Limits	:	8 dBm / 3kHz
Kind of test site	:	Shielded Room

**Test Setup**

Date of testing	:	2022-11-16
Input voltage	:	DC 3.85V
Operation mode	:	A
Test channel	:	Low / Middle / High
Ambient temperature	:	24.5 °C
Relative humidity	:	55 %
Atmospheric pressure	:	101 kPa

For the measurement records, refer to the appendix B&C.

**Prüfbericht - Nr.: CN22GBE4 002**

Test Report No.:

Seite 16 von 21

Page 16 of 21

### 5.1.4 99%dB Bandwidth

**RESULT:****Pass****Test Specification**

Test standard : RSS-Gen clause 6.7  
Basic standard : ANSI C63.10: 2013  
Kind of test site : Shielded Room

**Test Setup**

Date of testing : 2022-11-16  
Input voltage : DC 3.85V  
Operation mode : A  
Test channel : Low / Middle / High  
Ambient temperature : 24.5 °C  
Relative humidity : 55 %  
Atmospheric pressure : 101 kPa

For the measurement records, refer to the appendix B&C.



### 5.1.5 6dB Bandwidth

**RESULT:****Pass****Test Specification**

Test standard	:	FCC Part 15.247(a)(2) RSS-247 Clause 5.2(a)
Basic standard	:	ANSI C63.10: 2013
Kind of test site	:	Shielded Room

**Test Setup**

Date of testing	:	2022-11-16
Input voltage	:	DC 3.85V
Operation mode	:	A
Test channel	:	Low / Middle / High
Ambient temperature	:	24.5 °C
Relative humidity	:	55 %
Atmospheric pressure	:	101 kPa

For the measurement records, refer to the appendix B&C.

### 5.1.6 Frequency stability

**RESULT:****Pass****Test Specification**

Test standard	:	RSS-247 Clause 8.11
Basic standard	:	ANSI C63.10: 2013
Limits	:	within at least the central 80% of its permitted operating frequency band (2400-2483.5MHz)
Kind of test site	:	Shielded Room

**Test Setup**

Date of testing	:	2022-11-16
Input voltage	:	DC 3.85V
Operation mode	:	B
Ambient temperature	:	24.5 °C
Relative humidity	:	55 %
Atmospheric pressure	:	101 kPa

For the measurement records, refer to the appendix B & C

**Prüfbericht - Nr.: CN22GBE4 002**

Test Report No.:

Seite 19 von 21

Page 19 of 21

### 5.1.7 Conducted Spurious Emissions Measured in 100 kHz Bandwidth

**RESULT:****Pass****Test Specification**

Test standard	:	FCC Part 15.247(d) RSS-247 Clause 5.5
Basic standard	:	ANSI C63.10: 2013
Limits	:	20dB (below that in the 100kHz bandwidth within the band that contains the highest level of the desired power); In addition, radiated emissions which fall in the restricted bands, must also comply with the radiated emission limits specified in 15.209(a)
Kind of test site	:	Shielded Room

**Test Setup**

Date of testing	:	2022-11-16
Input voltage	:	DC 3.85V
Operation mode	:	A
Test channel	:	Low / Middle / High
Ambient temperature	:	24.5 °C
Relative humidity	:	55 %
Atmospheric pressure	:	101 kPa

Test results of 100kHz Bandwidth of Frequency Band Edge by Conducted method refer to test plots, and compliance is achieved as well.

For the measurement records, refer to the appendix B&C.

## 5.1.8 Radiated Spurious Emission

**RESULT:****Pass****Test Specification**

Test standard	:	FCC Part 15.247(d) & FCC Part 15.205 RSS-247 Clause 3.3 & 5.5
Basic standard	:	ANSI C63.10: 2013
Limits	:	Refer to 15.209(a) of FCC part 15.247(d) RSS-Gen Table 4 & Table 5
Kind of test site	:	3m Semi-anechoic Chamber

**Test Setup**

Date of testing	:	2022-11-16 to 2022-11-17
Input voltage	:	DC 3.85V
Operation mode	:	A
Test channel	:	Low / Middle / High
Ambient temperature	:	Refer to test result
Relative humidity	:	Refer to test result
Atmospheric pressure	:	101 kPa

**Remark:**

Testing was carried out within frequency range 9kHz to the tenth harmonics. Only the worst case spurious emissions configuration of the each mode were reported.

For the measurement records, refer to the appendix B&C.

## 6 Photographs of the Test Set-Up

For photographs of the test set-up, refer to the appendix A.

## 7 List of Tables

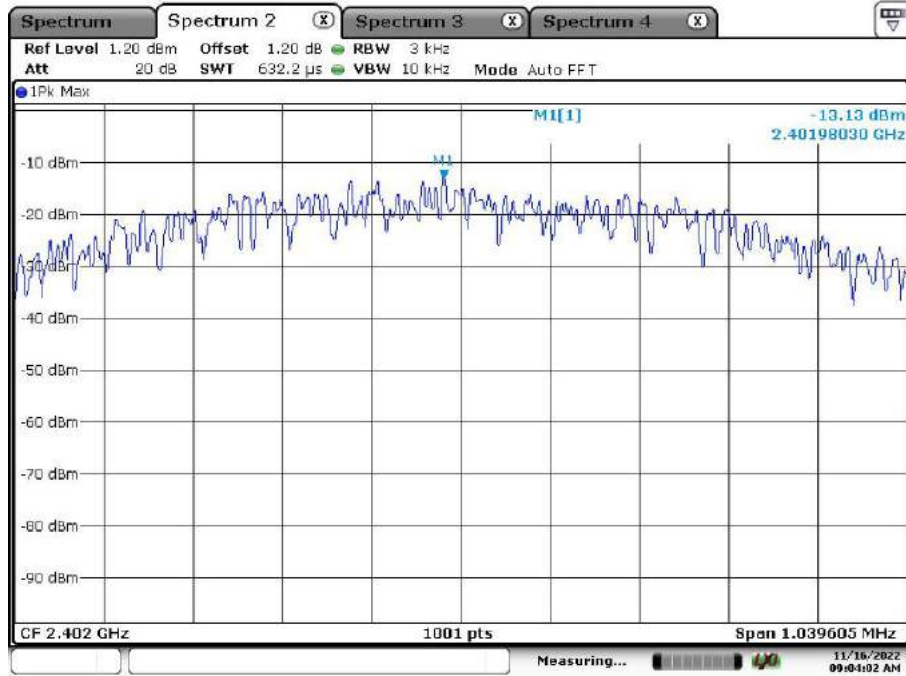
Table 1: List of Test and Measurement Equipment.....	5
Table 2: Technical Specification of EUT .....	7
Table 3: RF Channel and Frequency of Classic Bluetooth.....	8
Table 4: RF Channel and Frequency of Bluetooth Low Energy.....	8
Table 5: List of Accessories and Auxiliary Equipment.....	10
Table 6: Test Result of Maximum Peak Conducted Output Power, Left earbud.....	14
Table 7: Test Result of Maximum Peak Conducted Output Power, Right earbud.....	14

## Appendix B: Test Results of Left earbud

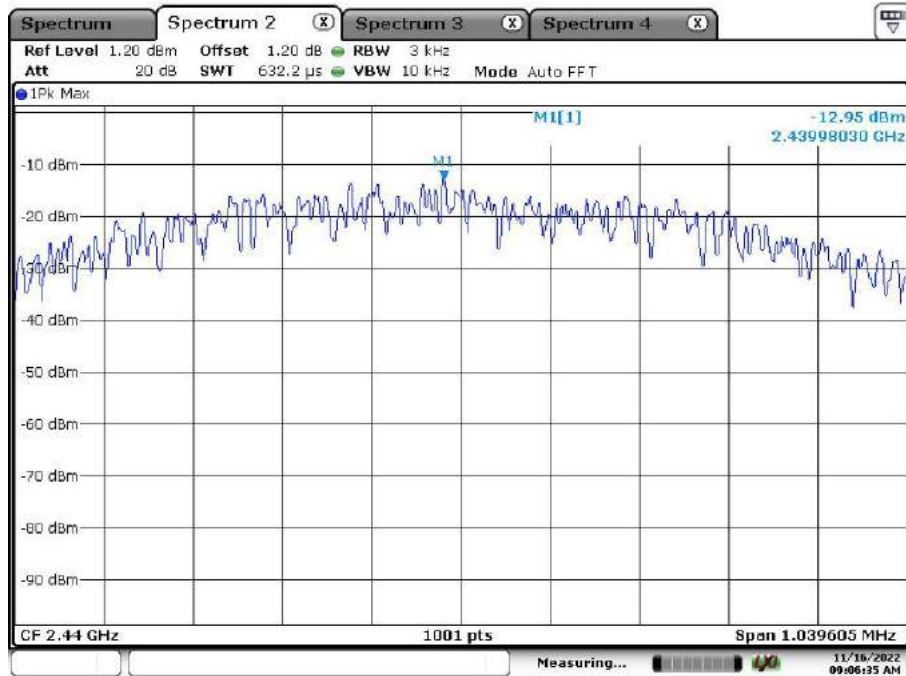
<b>APPENDIX B: TEST RESULTS OF LEFT EARBUD</b> .....	<b>1</b>
<b>APPENDIX B.1: TEST RESULTS OF CONDUCTED POWER SPECTRAL DENSITY</b> .....	<b>2</b>
<i>Bluetooth LE Mode, 1Mbps</i> .....	2
<i>Bluetooth LE Mode, 2Mbps</i> .....	3
<b>APPENDIX B.2: TEST RESULTS OF 6DB BANDWIDTH</b> .....	<b>5</b>
<i>Bluetooth LE Mode, 1Mbps</i> .....	5
<i>Bluetooth LE Mode, 2Mbps</i> .....	8
<b>APPENDIX B.3: TEST RESULTS OF 99% BANDWIDTH</b> .....	<b>11</b>
<i>Bluetooth LE Mode, 1Mbps</i> .....	11
<i>Bluetooth LE Mode, 2Mbps</i> .....	14
<b>APPENDIX B.4: TEST RESULTS OF FREQUENCY STABILITY</b> .....	<b>17</b>
<b>APPENDIX B.5: TEST RESULTS OF CONDUCTED SPURIOUS EMISSIONS MEASURED IN 100 KHZ BANDWIDTH</b> .....	<b>19</b>
<i>Bluetooth LE Mode, 1Mbps</i> .....	19
<i>Bluetooth LE Mode, 2Mbps</i> .....	23
<b>APPENDIX B.6: TEST RESULTS OF RADIATED SPURIOUS EMISSIONS</b> .....	<b>27</b>
30 MHz - 1GHz.....	27
1GHz - 18GHz.....	29
<b>APPENDIX B.7: TEST RESULTS OF RADIATED EMISSIONS IN RESTRICTED BANDS</b> .....	<b>41</b>

### Appendix B.1: Test Results of Conducted Power Spectral Density

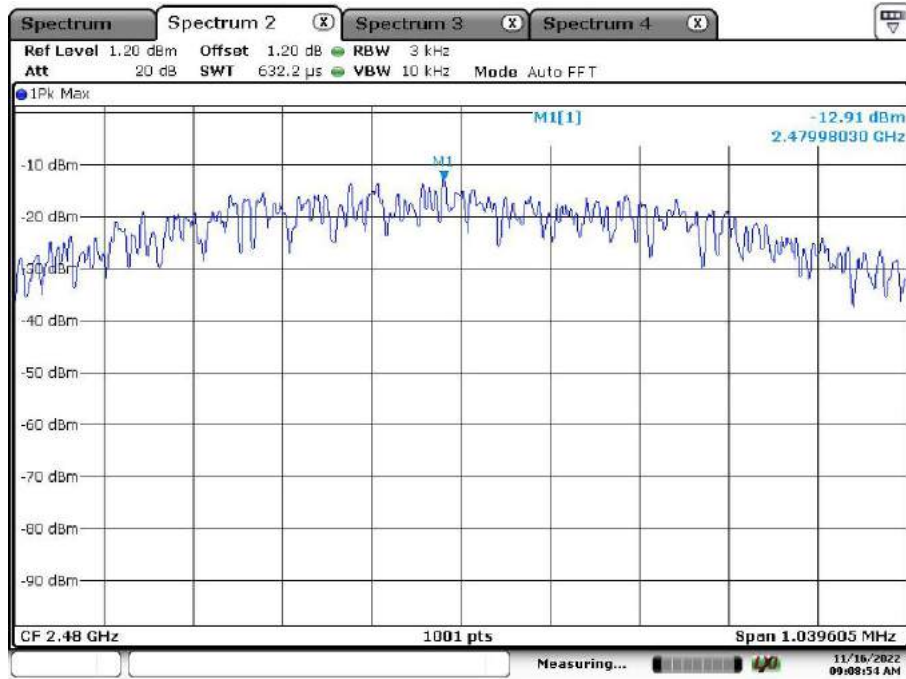
Bluetooth LE Mode, 1Mbps



Date: 16.NOV.2022 09:04:02

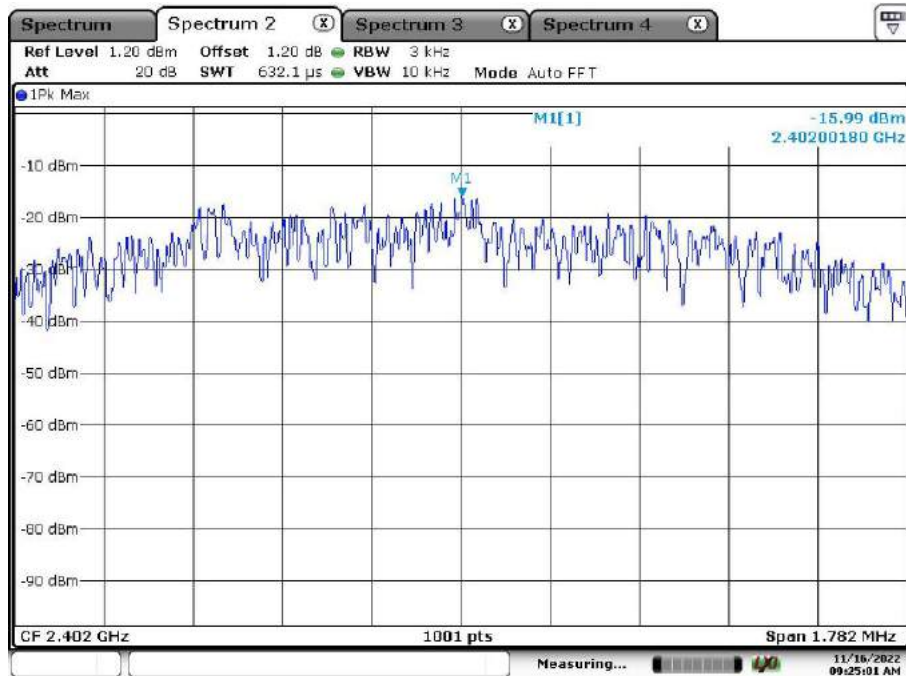


Date: 16.NOV.2022 09:06:35



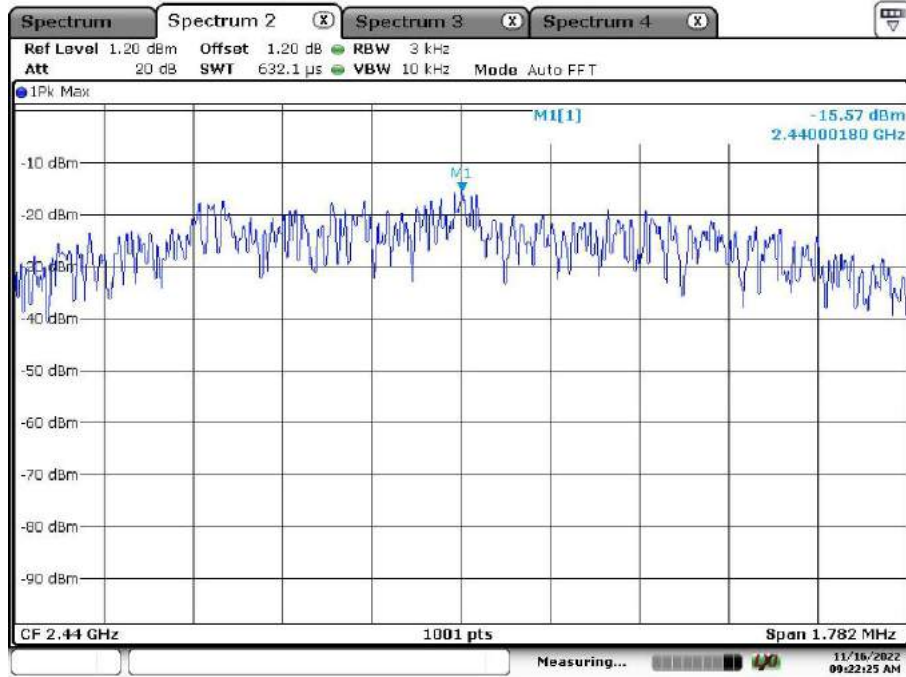
Date: 16.NOV.2022 09:08:55

Bluetooth LE Mode, 2Mbps

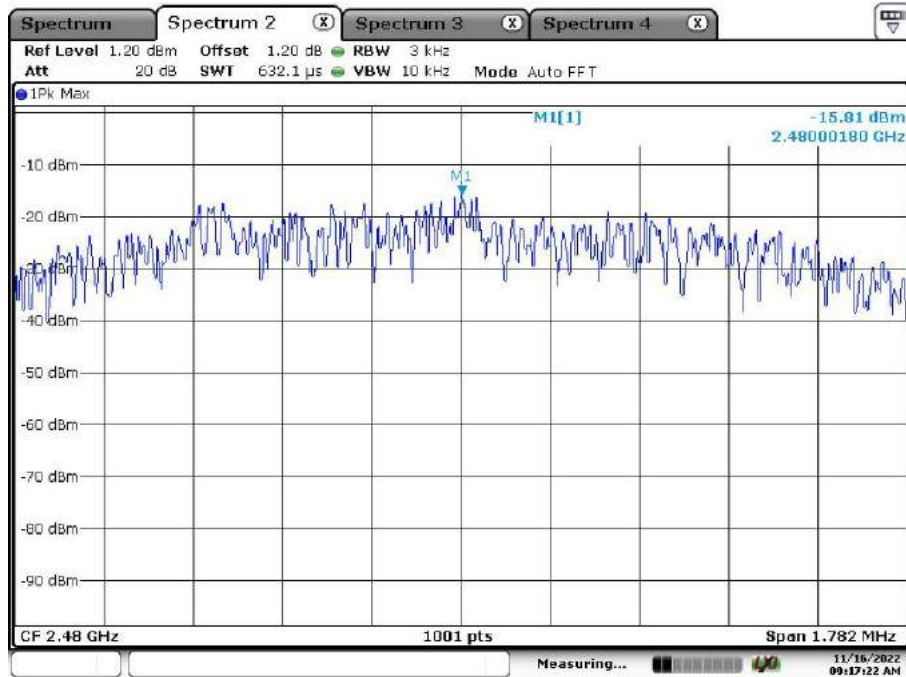


Date: 16.NOV.2022 09:25:01





Date: 16.NOV.2022 09:22:25



Date: 16.NOV.2022 09:17:22

## Appendix B.2: Test Results of 6dB Bandwidth

Bluetooth LE Mode, 1Mbps

### Minimum Emission Bandwidth 6 dB (2402 MHz; 10.000 dBm; 1 MHz)

Test according to FCC title 47 part 15 §15.247(a), KDB 558074 D01 DTS Meas Guidance v04 and ANSI C63.10-2013

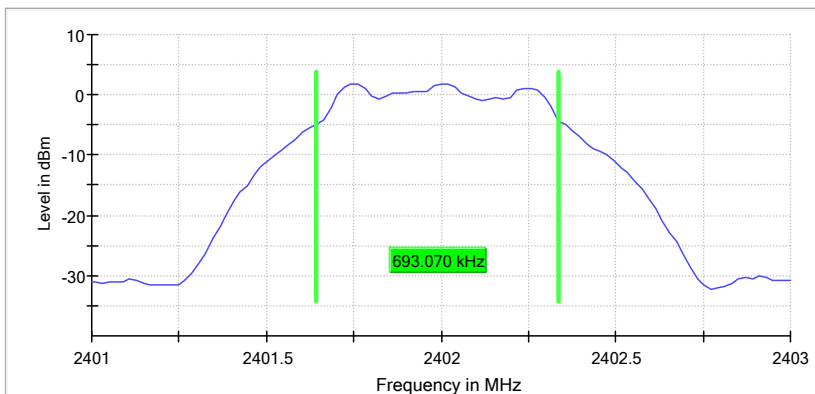
#### 6 dB Bandwidth

DUT Frequency (MHz)	Bandwidth (MHz)	Limit Min (MHz)	Limit Max (MHz)	Band Edge Left (MHz)	Band Edge Right (MHz)
2402.000000	0.693070	0.500000	---	2401.643564	2402.336634

(continuation of the "6 dB Bandwidth" table from column 6 ...)

DUT Frequency (MHz)	Max Level (dBm)	Result
2402.000000	1.9	PASS

6 dB Bandwidth



#### Measurement

Setting	Instrument Value	Target Value
Start Frequency	2.40100 GHz	2.40100 GHz
Stop Frequency	2.40300 GHz	2.40300 GHz
Span	2.000 MHz	2.000 MHz
RBW	100.000 kHz	~ 100.000 kHz
VBW	300.000 kHz	~ 300.000 kHz
SweepPoints	101	~ 40
Sweeptime	18.938 µs	AUTO
Reference Level	0.000 dBm	0.000 dBm
Attenuation	20.000 dB	AUTO
Detector	MaxPeak	MaxPeak
SweepCount	100	100
Filter	3 dB	3 dB
Trace Mode	Max Hold	Max Hold
Sweeptype	FFT	AUTO
Preamp	off	off
Stablemode	Trace	Trace
Stablevalue	0.50 dB	0.50 dB
Run	7 / max. 150	max. 150
Stable	5 / 5	5
Max Stable Difference	0.14 dB	0.50 dB

**Minimum Emission Bandwidth 6 dB (2440 MHz; 10.000 dBm; 1 MHz)**

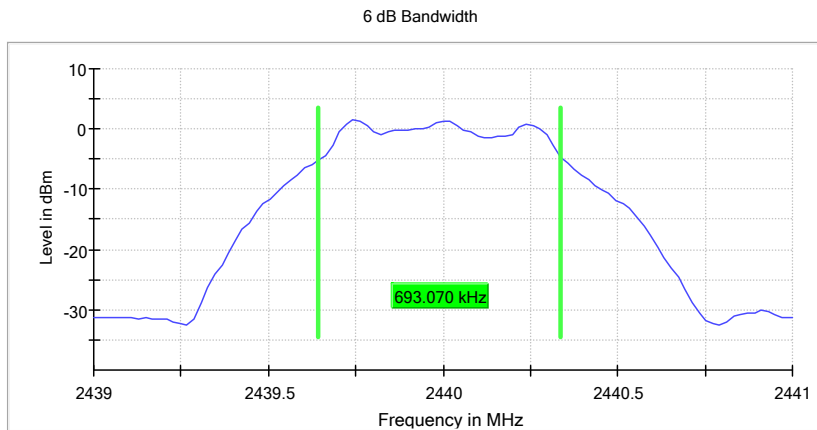
Test according to FCC title 47 part 15 §15.247(a), KDB 558074 D01 DTS Meas Guidance v04 and ANSI C63.10-2013

**6 dB Bandwidth**

DUT Frequency (MHz)	Bandwidth (MHz)	Limit Min (MHz)	Limit Max (MHz)	Band Edge Left (MHz)	Band Edge Right (MHz)
2440.000000	0.693070	0.500000	---	2439.643564	2440.336634

(continuation of the "6 dB Bandwidth" table from column 6 ...)

DUT Frequency (MHz)	Max Level (dBm)	Result
2440.000000	1.5	PASS



**Measurement**

Setting	Instrument Value	Target Value
Start Frequency	2.43900 GHz	2.43900 GHz
Stop Frequency	2.44100 GHz	2.44100 GHz
Span	2.000 MHz	2.000 MHz
RBW	100.000 kHz	~ 100.000 kHz
VBW	300.000 kHz	~ 300.000 kHz
SweepPoints	101	~ 40
Sweeptime	18.938 µs	AUTO
Reference Level	0.000 dBm	0.000 dBm
Attenuation	20.000 dB	AUTO
Detector	MaxPeak	MaxPeak
SweepCount	100	100
Filter	3 dB	3 dB
Trace Mode	Max Hold	Max Hold
Sweeptype	FFT	AUTO
Preamp	off	off
Stablemode	Trace	Trace
Stablevalue	0.50 dB	0.50 dB
Run	8 / max. 150	max. 150
Stable	5 / 5	5
Max Stable Difference	0.19 dB	0.50 dB

### Minimum Emission Bandwidth 6 dB (2480 MHz; 10.000 dBm; 1 MHz)

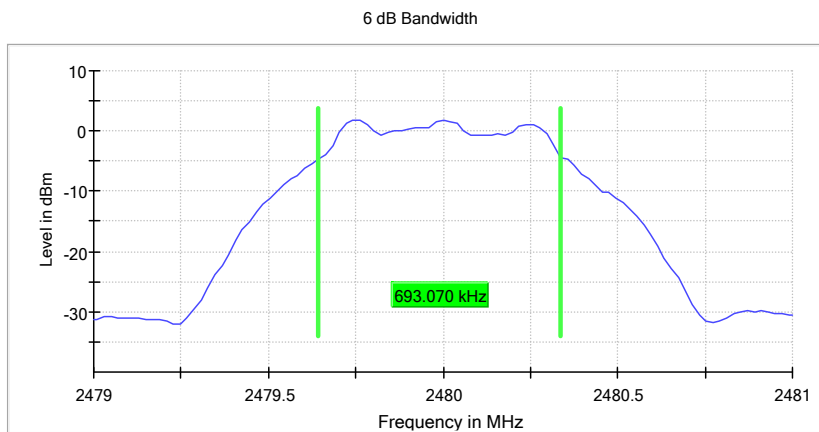
Test according to FCC title 47 part 15 §15.247(a), KDB 558074 D01 DTS Meas Guidance v04 and ANSI C63.10-2013

#### 6 dB Bandwidth

DUT Frequency (MHz)	Bandwidth (MHz)	Limit Min (MHz)	Limit Max (MHz)	Band Edge Left (MHz)	Band Edge Right (MHz)
2480.000000	0.693070	0.500000	---	2479.643564	2480.336634

(continuation of the "6 dB Bandwidth" table from column 6 ...)

DUT Frequency (MHz)	Max Level (dBm)	Result
2480.000000	1.9	PASS



#### Measurement

Setting	Instrument Value	Target Value
Start Frequency	2.47900 GHz	2.47900 GHz
Stop Frequency	2.48100 GHz	2.48100 GHz
Span	2.000 MHz	2.000 MHz
RBW	100.000 kHz	~ 100.000 kHz
VBW	300.000 kHz	~ 300.000 kHz
SweepPoints	101	~ 40
Sweeptime	18.938 µs	AUTO
Reference Level	0.000 dBm	0.000 dBm
Attenuation	20.000 dB	AUTO
Detector	MaxPeak	MaxPeak
SweepCount	100	100
Filter	3 dB	3 dB
Trace Mode	Max Hold	Max Hold
Sweeptype	FFT	AUTO
Preamp	off	off
Stablemode	Trace	Trace
Stablevalue	0.50 dB	0.50 dB
Run	7 / max. 150	max. 150
Stable	5 / 5	5
Max Stable Difference	0.06 dB	0.50 dB

Bluetooth LE Mode, 2Mbps

**Minimum Emission Bandwidth 6 dB (2402 MHz; 10.000 dBm; 2 MHz)**

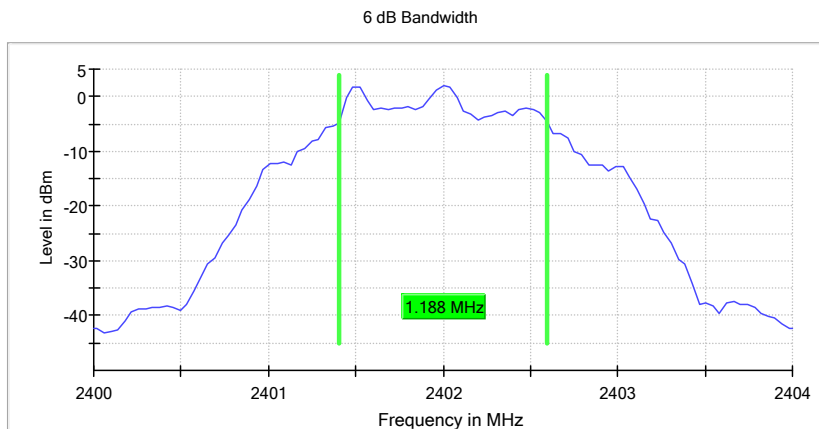
Test according to FCC title 47 part 15 §15.247(a), KDB 558074 D01 DTS Meas Guidance v04 and ANSI C63.10-2013

**6 dB Bandwidth**

DUT Frequency (MHz)	Bandwidth (MHz)	Limit Min (MHz)	Limit Max (MHz)	Band Edge Left (MHz)	Band Edge Right (MHz)
2402.000000	1.188118	0.500000	---	2401.405941	2402.594059

(continuation of the "6 dB Bandwidth" table from column 6 ...)

DUT Frequency (MHz)	Max Level (dBm)	Result
2402.000000	2.0	PASS



**Measurement**

Setting	Instrument Value	Target Value
Start Frequency	2.40000 GHz	2.40000 GHz
Stop Frequency	2.40400 GHz	2.40400 GHz
Span	4.000 MHz	4.000 MHz
RBW	100.000 kHz	~ 100.000 kHz
VBW	300.000 kHz	~ 300.000 kHz
SweepPoints	101	~ 80
Sweeptime	18.938 µs	AUTO
Reference Level	0.000 dBm	0.000 dBm
Attenuation	20.000 dB	AUTO
Detector	MaxPeak	MaxPeak
SweepCount	100	100
Filter	3 dB	3 dB
Trace Mode	Max Hold	Max Hold
Sweeptype	FFT	AUTO
Preamp	off	off
Stablemode	Trace	Trace
Stablevalue	0.50 dB	0.50 dB
Run	9 / max. 150	max. 150
Stable	5 / 5	5
Max Stable Difference	0.07 dB	0.50 dB

**Minimum Emission Bandwidth 6 dB (2440 MHz; 10.000 dBm; 2 MHz)**

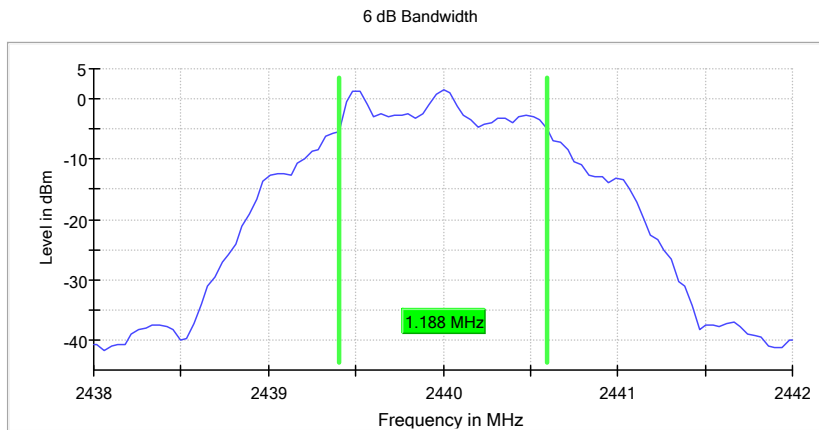
Test according to FCC title 47 part 15 §15.247(a), KDB 558074 D01 DTS Meas Guidance v04 and ANSI C63.10-2013

**6 dB Bandwidth**

DUT Frequency (MHz)	Bandwidth (MHz)	Limit Min (MHz)	Limit Max (MHz)	Band Edge Left (MHz)	Band Edge Right (MHz)
2440.000000	1.188118	0.500000	---	2439.405941	2440.594059

(continuation of the "6 dB Bandwidth" table from column 6 ...)

DUT Frequency (MHz)	Max Level (dBm)	Result
2440.000000	1.5	PASS



**Measurement**

Setting	Instrument Value	Target Value
Start Frequency	2.43800 GHz	2.43800 GHz
Stop Frequency	2.44200 GHz	2.44200 GHz
Span	4.000 MHz	4.000 MHz
RBW	100.000 kHz	~ 100.000 kHz
VBW	300.000 kHz	~ 300.000 kHz
SweepPoints	101	~ 80
Sweeptime	18.938 µs	AUTO
Reference Level	0.000 dBm	0.000 dBm
Attenuation	20.000 dB	AUTO
Detector	MaxPeak	MaxPeak
SweepCount	100	100
Filter	3 dB	3 dB
Trace Mode	Max Hold	Max Hold
Sweeptype	FFT	AUTO
Preamp	off	off
Stablemode	Trace	Trace
Stablevalue	0.50 dB	0.50 dB
Run	9 / max. 150	max. 150
Stable	5 / 5	5
Max Stable Difference	0.00 dB	0.50 dB

### Minimum Emission Bandwidth 6 dB (2480 MHz; 10.000 dBm; 2 MHz)

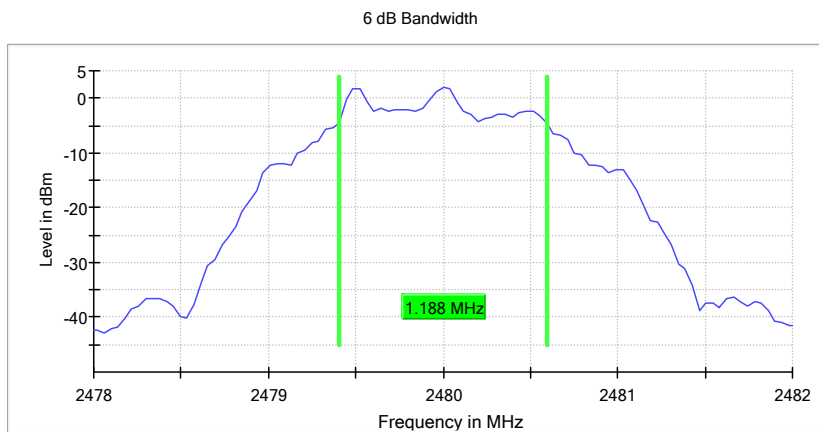
Test according to FCC title 47 part 15 §15.247(a), KDB 558074 D01 DTS Meas Guidance v04 and ANSI C63.10-2013

#### 6 dB Bandwidth

DUT Frequency (MHz)	Bandwidth (MHz)	Limit Min (MHz)	Limit Max (MHz)	Band Edge Left (MHz)	Band Edge Right (MHz)
2480.000000	1.188118	0.500000	---	2479.405941	2480.594059

(continuation of the "6 dB Bandwidth" table from column 6 ...)

DUT Frequency (MHz)	Max Level (dBm)	Result
2480.000000	1.9	PASS



#### Measurement

Setting	Instrument Value	Target Value
Start Frequency	2.47800 GHz	2.47800 GHz
Stop Frequency	2.48200 GHz	2.48200 GHz
Span	4.000 MHz	4.000 MHz
RBW	100.000 kHz	~ 100.000 kHz
VBW	300.000 kHz	~ 300.000 kHz
SweepPoints	101	~ 80
Sweeptime	18.938 µs	AUTO
Reference Level	0.000 dBm	0.000 dBm
Attenuation	20.000 dB	AUTO
Detector	MaxPeak	MaxPeak
SweepCount	100	100
Filter	3 dB	3 dB
Trace Mode	Max Hold	Max Hold
Sweeptype	FFT	AUTO
Preamp	off	off
Stablemode	Trace	Trace
Stablevalue	0.50 dB	0.50 dB
Run	11 / max. 150	max. 150
Stable	5 / 5	5
Max Stable Difference	0.24 dB	0.50 dB

### Appendix B.3: Test Results of 99% Bandwidth

Bluetooth LE Mode, 1Mbps

#### Occupied Channel Bandwidth 99% (2402 MHz; 10.000 dBm; 1 MHz)

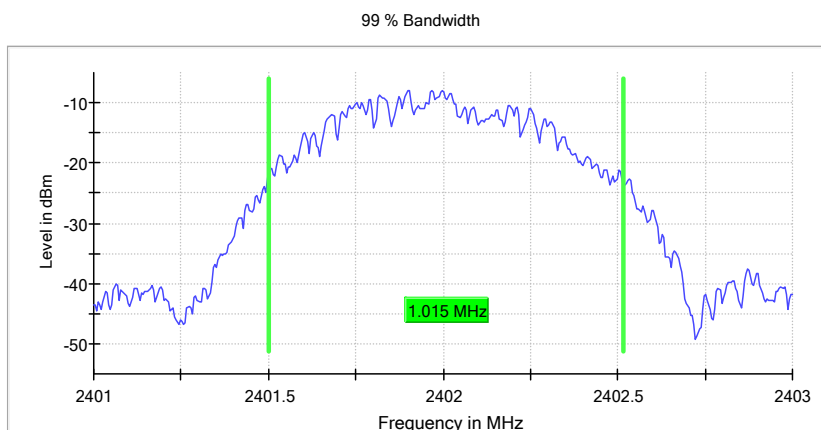
Test according to FCC title 47 part 15 §15.247(a), KDB 558074 D01 DTS Meas Guidance v04 and ANSI C63.10-2013

#### 99 % Bandwidth

DUT Frequency (MHz)	Bandwidth (MHz)	Limit Min (MHz)	Limit Max (MHz)	Band Edge Left (MHz)	Band Edge Right (MHz)
2402.000000	1.015000	---	---	2401.502500	2402.517500

(continuation of the "99 % Bandwidth" table from column 6 ...)

DUT Frequency (MHz)	Result
2402.000000	PASS



#### Measurement

Setting	Instrument Value	Target Value
Start Frequency	2.40100 GHz	2.40100 GHz
Stop Frequency	2.40300 GHz	2.40300 GHz
Span	2.000 MHz	2.000 MHz
RBW	10.000 kHz	>= 10.000 kHz
VBW	30.000 kHz	>= 30.000 kHz
SweepPoints	400	~ 400
Sweeptime	189.648 µs	AUTO
Reference Level	0.000 dBm	0.000 dBm
Attenuation	20.000 dB	AUTO
Detector	MaxPeak	MaxPeak
SweepCount	100	100
Filter	3 dB	3 dB
Trace Mode	Max Hold	Max Hold
Sweeptype	FFT	AUTO
Preamp	off	off
Stablemode	Trace	Trace
Stablevalue	0.30 dB	0.30 dB
Run	6 / max. 150	max. 150
Stable	3 / 3	3
Max Stable Difference	0.15 dB	0.30 dB



**Occupied Channel Bandwidth 99% (2440 MHz; 10.000 dBm; 1 MHz)**

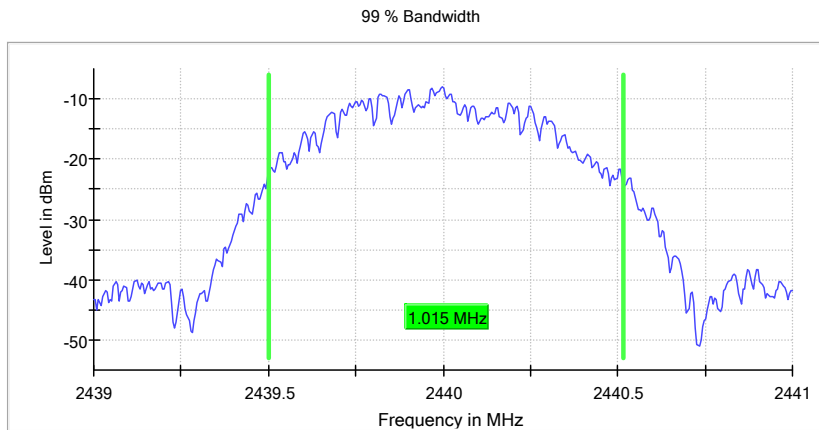
Test according to FCC title 47 part 15 §15.247(a), KDB 558074 D01 DTS Meas Guidance v04 and ANSI C63.10-2013

**99 % Bandwidth**

DUT Frequency (MHz)	Bandwidth (MHz)	Limit Min (MHz)	Limit Max (MHz)	Band Edge Left (MHz)	Band Edge Right (MHz)
2440.000000	1.015000	---	---	2439.502500	2440.517500

(continuation of the "99 % Bandwidth" table from column 6 ...)

DUT Frequency (MHz)	Result
2440.000000	PASS



**Measurement**

Setting	Instrument Value	Target Value
Start Frequency	2.43900 GHz	2.43900 GHz
Stop Frequency	2.44100 GHz	2.44100 GHz
Span	2.000 MHz	2.000 MHz
RBW	10.000 kHz	>= 10.000 kHz
VBW	30.000 kHz	>= 30.000 kHz
SweepPoints	400	~ 400
Sweeptime	189.648 µs	AUTO
Reference Level	0.000 dBm	0.000 dBm
Attenuation	20.000 dB	AUTO
Detector	MaxPeak	MaxPeak
SweepCount	100	100
Filter	3 dB	3 dB
Trace Mode	Max Hold	Max Hold
Sweeptype	FFT	AUTO
Preamp	off	off
Stablemode	Trace	Trace
Stablevalue	0.30 dB	0.30 dB
Run	5 / max. 150	max. 150
Stable	3 / 3	3
Max Stable Difference	0.17 dB	0.30 dB

**Occupied Channel Bandwidth 99% (2480 MHz; 10.000 dBm; 1 MHz)**

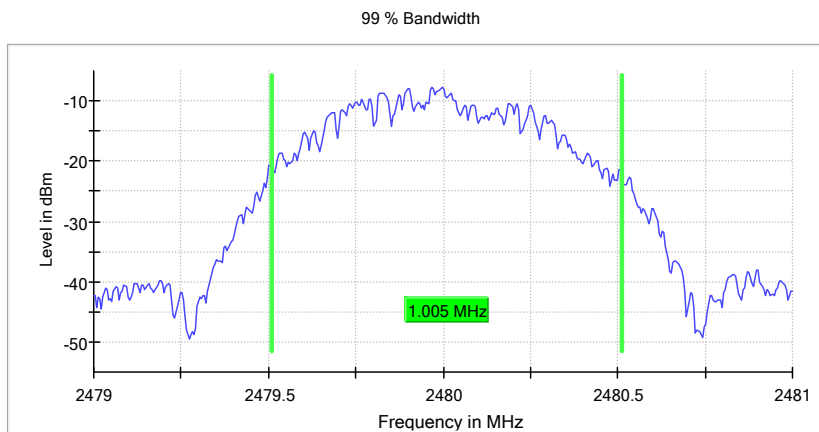
Test according to FCC title 47 part 15 §15.247(a), KDB 558074 D01 DTS Meas Guidance v04 and ANSI C63.10-2013

**99 % Bandwidth**

DUT Frequency (MHz)	Bandwidth (MHz)	Limit Min (MHz)	Limit Max (MHz)	Band Edge Left (MHz)	Band Edge Right (MHz)
2480.000000	1.005000	---	---	2479.507500	2480.512500

(continuation of the "99 % Bandwidth" table from column 6 ...)

DUT Frequency (MHz)	Result
2480.000000	PASS



**Measurement**

Setting	Instrument Value	Target Value
Start Frequency	2.47900 GHz	2.47900 GHz
Stop Frequency	2.48100 GHz	2.48100 GHz
Span	2.000 MHz	2.000 MHz
RBW	10.000 kHz	>= 10.000 kHz
VBW	30.000 kHz	>= 30.000 kHz
SweepPoints	400	~ 400
Sweeptime	189.648 µs	AUTO
Reference Level	0.000 dBm	0.000 dBm
Attenuation	20.000 dB	AUTO
Detector	MaxPeak	MaxPeak
SweepCount	100	100
Filter	3 dB	3 dB
Trace Mode	Max Hold	Max Hold
Sweeptype	FFT	AUTO
Preamp	off	off
Stablemode	Trace	Trace
Stablevalue	0.30 dB	0.30 dB
Run	5 / max. 150	max. 150
Stable	3 / 3	3
Max Stable Difference	0.16 dB	0.30 dB

Bluetooth LE Mode, 2Mbps

**Occupied Channel Bandwidth 99% (2402 MHz; 10.000 dBm; 2 MHz)**

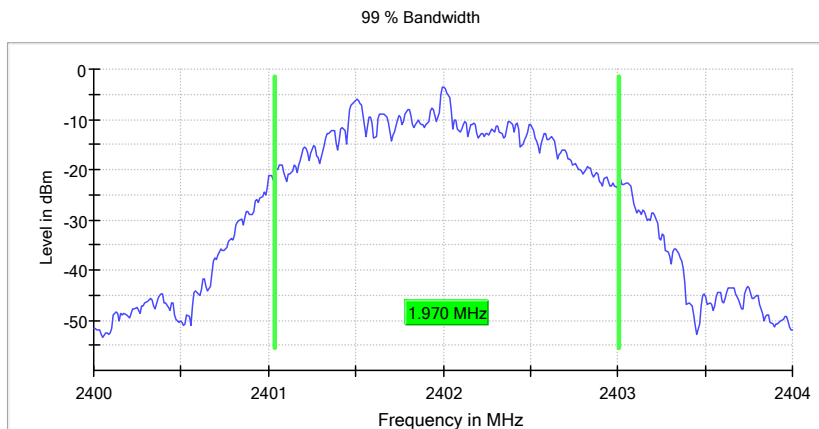
Test according to FCC title 47 part 15 §15.247(a), KDB 558074 D01 DTS Meas Guidance v04 and ANSI C63.10-2013

**99 % Bandwidth**

DUT Frequency (MHz)	Bandwidth (MHz)	Limit Min (MHz)	Limit Max (MHz)	Band Edge Left (MHz)	Band Edge Right (MHz)
2402.000000	1.970000	---	---	2401.035000	2403.005000

(continuation of the "99 % Bandwidth" table from column 6 ...)

DUT Frequency (MHz)	Result
2402.000000	PASS



**Measurement**

Setting	Instrument Value	Target Value
Start Frequency	2.40000 GHz	2.40000 GHz
Stop Frequency	2.40400 GHz	2.40400 GHz
Span	4.000 MHz	4.000 MHz
RBW	20.000 kHz	>= 20.000 kHz
VBW	100.000 kHz	>= 60.000 kHz
SweepPoints	400	~ 400
Sweeptime	94.824 µs	AUTO
Reference Level	0.000 dBm	0.000 dBm
Attenuation	20.000 dB	AUTO
Detector	MaxPeak	MaxPeak
SweepCount	100	100
Filter	3 dB	3 dB
Trace Mode	Max Hold	Max Hold
Sweeptype	FFT	AUTO
Preamp	off	off
Stablemode	Trace	Trace
Stablevalue	0.30 dB	0.30 dB
Run	8 / max. 150	max. 150
Stable	3 / 3	3
Max Stable Difference	0.18 dB	0.30 dB

**Occupied Channel Bandwidth 99% (2440 MHz; 10.000 dBm; 2 MHz)**

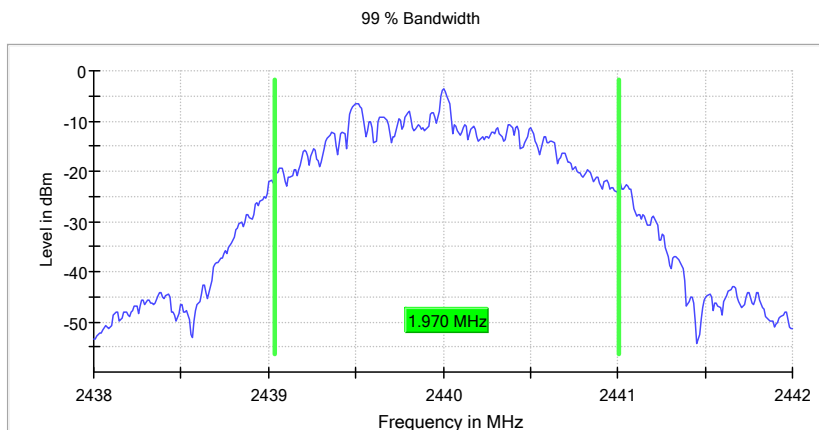
Test according to FCC title 47 part 15 §15.247(a), KDB 558074 D01 DTS Meas Guidance v04 and ANSI C63.10-2013

**99 % Bandwidth**

DUT Frequency (MHz)	Bandwidth (MHz)	Limit Min (MHz)	Limit Max (MHz)	Band Edge Left (MHz)	Band Edge Right (MHz)
2440.000000	1.970000	---	---	2439.035000	2441.005000

(continuation of the "99 % Bandwidth" table from column 6 ...)

DUT Frequency (MHz)	Result
2440.000000	PASS



**Measurement**

Setting	Instrument Value	Target Value
Start Frequency	2.43800 GHz	2.43800 GHz
Stop Frequency	2.44200 GHz	2.44200 GHz
Span	4.000 MHz	4.000 MHz
RBW	20.000 kHz	>= 20.000 kHz
VBW	100.000 kHz	>= 60.000 kHz
SweepPoints	400	~ 400
Sweeptime	94.824 µs	AUTO
Reference Level	0.000 dBm	0.000 dBm
Attenuation	20.000 dB	AUTO
Detector	MaxPeak	MaxPeak
SweepCount	100	100
Filter	3 dB	3 dB
Trace Mode	Max Hold	Max Hold
Sweeptype	FFT	AUTO
Preamp	off	off
Stablemode	Trace	Trace
Stablevalue	0.30 dB	0.30 dB
Run	6 / max. 150	max. 150
Stable	3 / 3	3
Max Stable Difference	0.18 dB	0.30 dB

**Occupied Channel Bandwidth 99% (2480 MHz; 10.000 dBm; 2 MHz)**

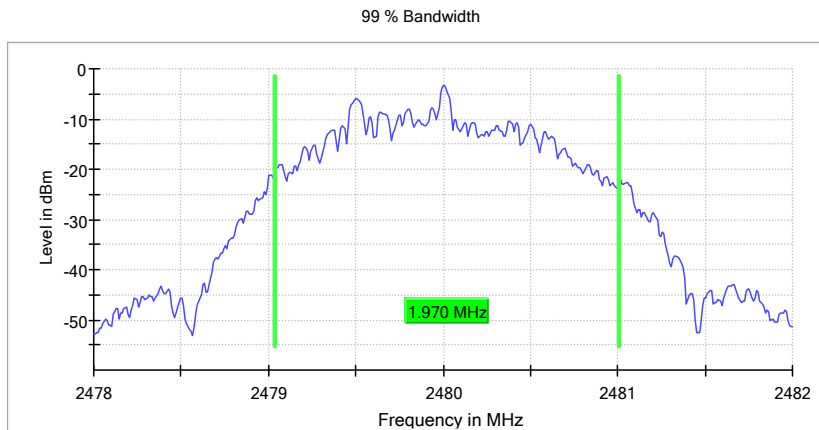
Test according to FCC title 47 part 15 §15.247(a), KDB 558074 D01 DTS Meas Guidance v04 and ANSI C63.10-2013

**99 % Bandwidth**

DUT Frequency (MHz)	Bandwidth (MHz)	Limit Min (MHz)	Limit Max (MHz)	Band Edge Left (MHz)	Band Edge Right (MHz)
2480.000000	1.970000	---	---	2479.035000	2481.005000

(continuation of the "99 % Bandwidth" table from column 6 ...)

DUT Frequency (MHz)	Result
2480.000000	PASS



**Measurement**

Setting	Instrument Value	Target Value
Start Frequency	2.47800 GHz	2.47800 GHz
Stop Frequency	2.48200 GHz	2.48200 GHz
Span	4.000 MHz	4.000 MHz
RBW	20.000 kHz	>= 20.000 kHz
VBW	100.000 kHz	>= 60.000 kHz
SweepPoints	400	~ 400
Sweeptime	94.824 µs	AUTO
Reference Level	0.000 dBm	0.000 dBm
Attenuation	20.000 dB	AUTO
Detector	MaxPeak	MaxPeak
SweepCount	100	100
Filter	3 dB	3 dB
Trace Mode	Max Hold	Max Hold
Sweeptype	FFT	AUTO
Preamp	off	off
Stablemode	Trace	Trace
Stablevalue	0.30 dB	0.30 dB
Run	6 / max. 150	max. 150
Stable	3 / 3	3
Max Stable Difference	0.27 dB	0.30 dB

### Appendix B.4: Test Results of Frequency stability

Test Channel (MHz)	2402
--------------------	------

#### Test result of frequency tolerance of voltage variation

Voltage	Test result (MHz)	Deviation Frequency (KHz)	Test result (ppm)	Limit (ppm)
DC 3.465V	2401.987	13	5.4122	10
DC 3.85V	2401.992	8	3.3306	
DC 4.235V	2401.991	9	3.7469	

#### Test result of frequency tolerance of temperature variation

Temperature (°C)	Test result (MHz)	Deviation Frequency (KHz)	Test result (ppm)	Limit (ppm)
-30	2401.993	7	2.9142	10
-20	2401.988	12	4.9958	
-10	2401.996	4	1.6653	
0	2401.987	13	5.4122	
10	2401.993	7	2.9142	
20	2401.995	5	2.0816	
30	2401.986	14	5.8285	
40	2401.994	6	2.4979	
50	2401.990	10	4.1632	
55	2401.997	3	1.2490	

Test Channel (MHz)	2440
--------------------	------

#### Test result of frequency tolerance of voltage variation

Voltage	Test result (MHz)	Deviation Frequency (KHz)	Test result (ppm)	Limit (ppm)
DC 3.465V	2439.990	10	4.0984	10
DC 3.85V	2439.989	11	4.5082	
DC 4.235V	2439.986	14	5.7377	

#### Test result of frequency tolerance of temperature variation

Temperature (°C)	Test result (MHz)	Deviation Frequency (KHz)	Test result (ppm)	Limit (ppm)
-30	2439.987	13	5.3279	10
-20	2439.991	9	3.6885	
-10	2439.997	3	1.2295	
0	2439.995	5	2.0492	
10	2439.993	7	2.8689	
20	2439.992	8	3.2787	
30	2439.988	12	4.9180	
40	2439.985	15	6.1475	
50	2439.996	4	1.6393	
55	2439.993	7	2.8689	

Test Channel (MHz)	2480
--------------------	------

**Test result of frequency tolerance of voltage variation**

Voltage	Test result (MHz)	Deviation Frequency (KHz)	Test result (ppm)	Limit (ppm)
DC 3.465V	2479.993	7	2.8226	10
DC 3.85V	2479.991	9	3.6290	
DC 4.235V	2479.985	15	6.0484	

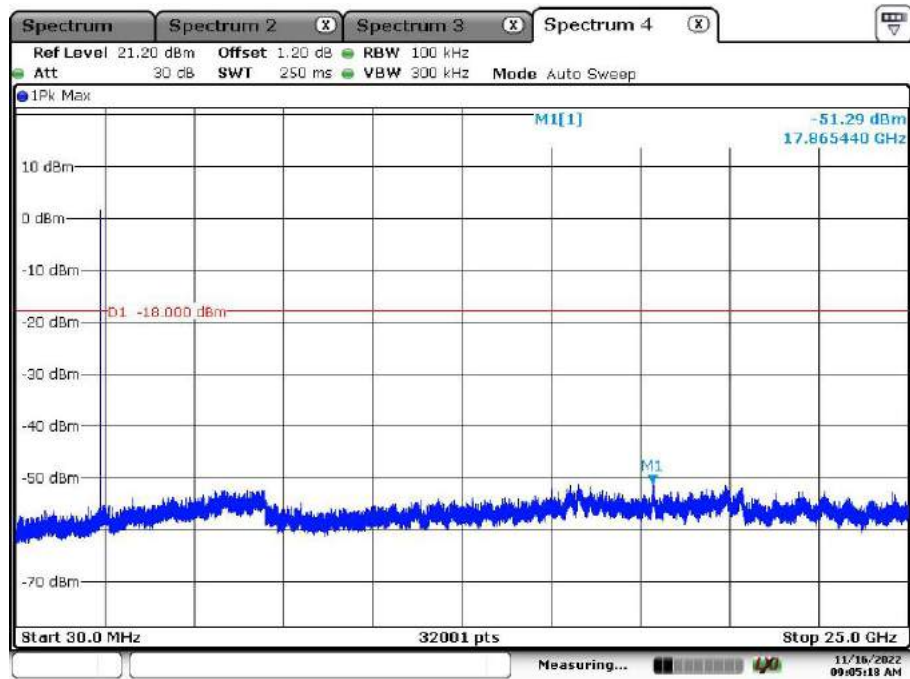
**Test result of frequency tolerance of temperature variation**

Temperature (°C)	Test result (MHz)	Deviation Frequency (KHz)	Test result (ppm)	Limit (ppm)
-30	2479.997	3	1.2097	10
-20	2479.989	11	4.4355	
-10	2479.992	8	3.2258	
0	2479.996	4	1.6129	
10	2479.993	7	2.8226	
20	2479.986	14	5.6452	
30	2479.988	12	4.8387	
40	2479.990	10	4.0323	
50	2479.995	5	2.0161	
55	2479.994	6	2.4194	

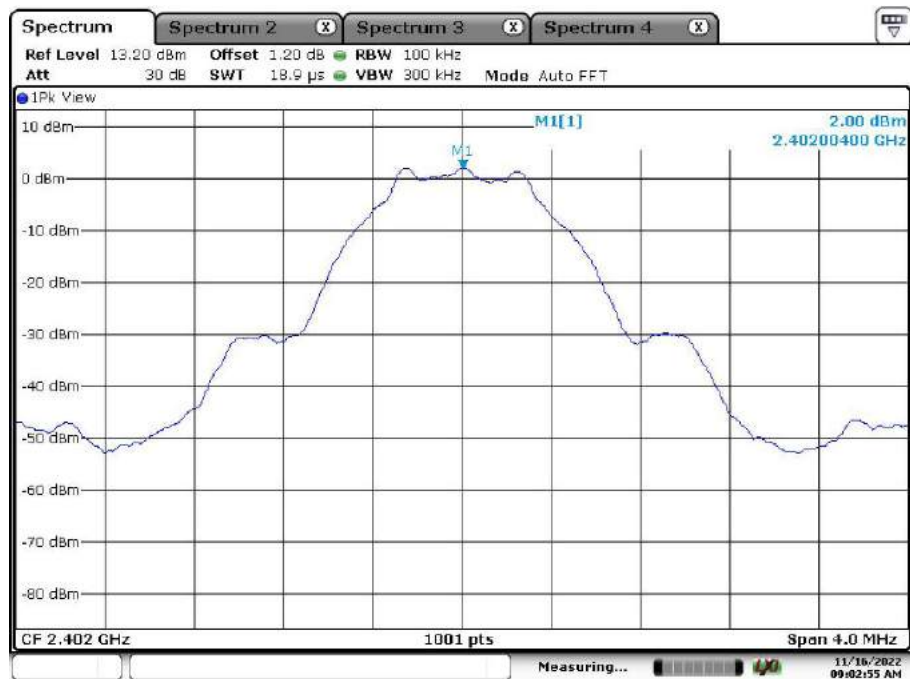
## Appendix B.5: Test Results of Conducted Spurious Emissions Measured in 100 kHz Bandwidth

Bluetooth LE Mode, 1Mbps

Low Channel:



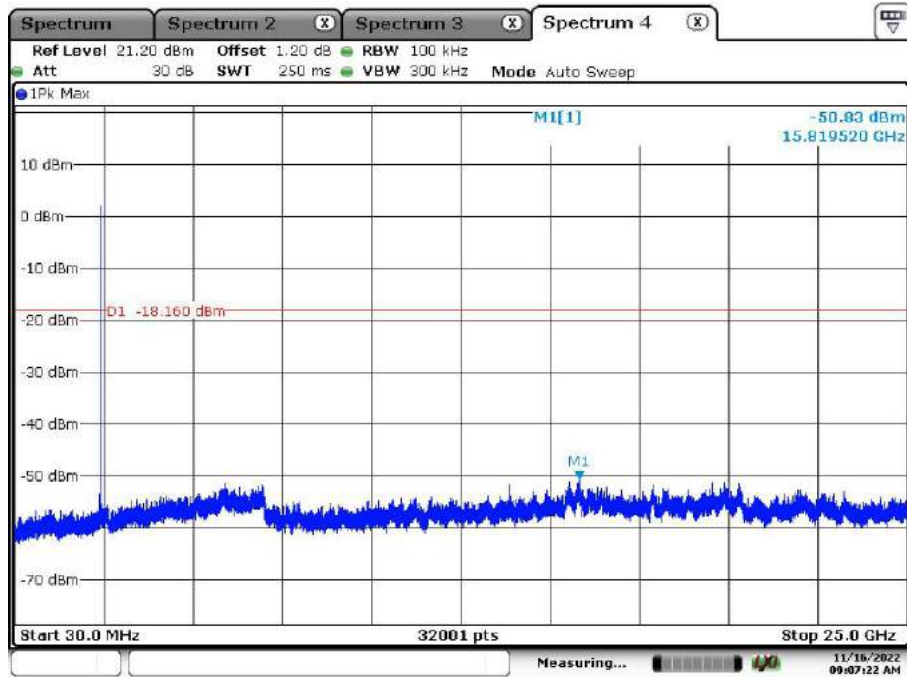
Date: 16.NOV.2022 09:05:18



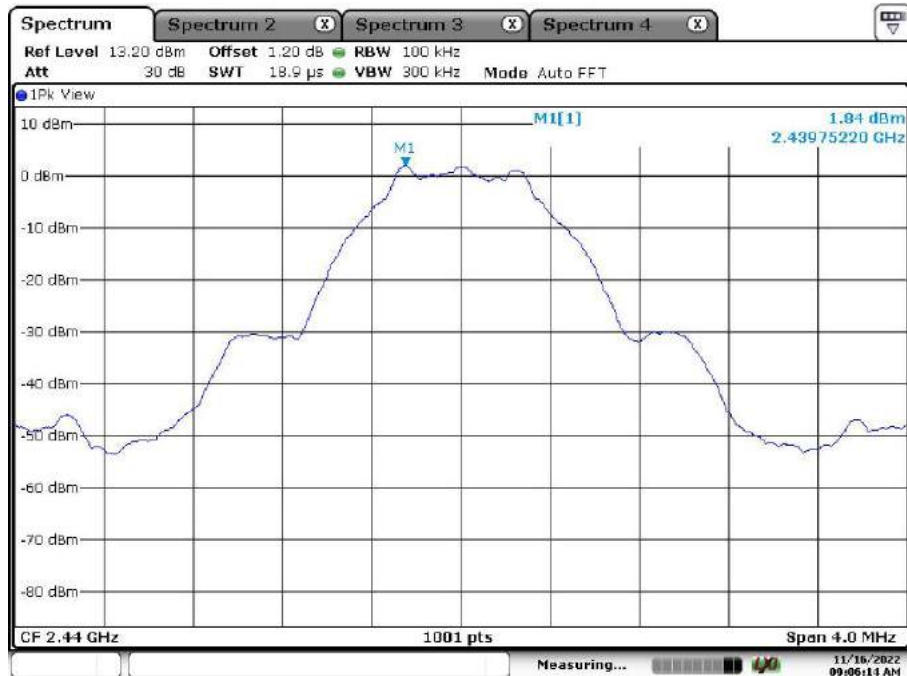
Date: 16.NOV.2022 09:02:56



Middle Channel:

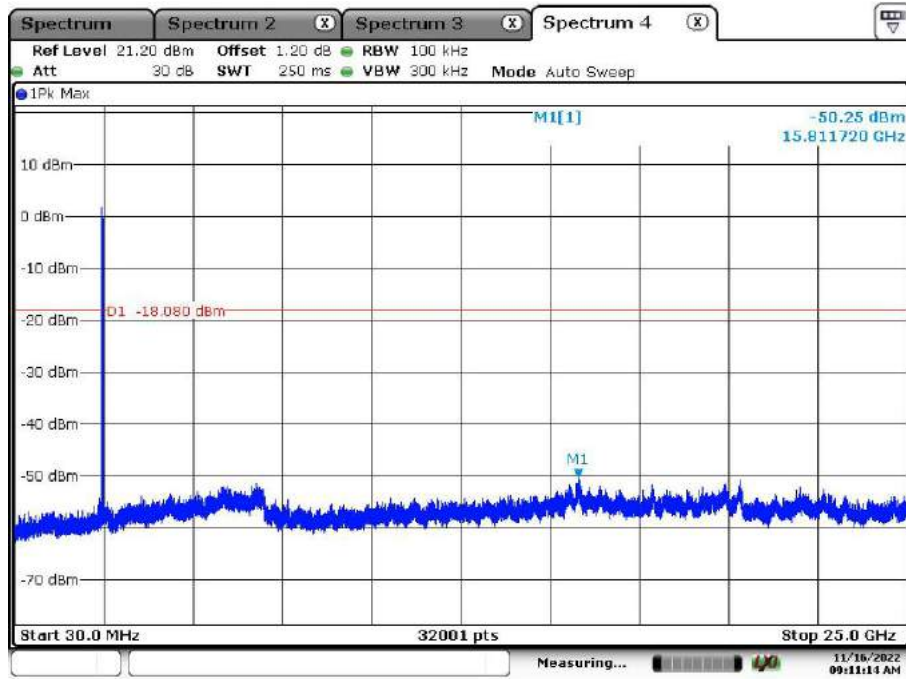


Date: 16.NOV.2022 09:07:22

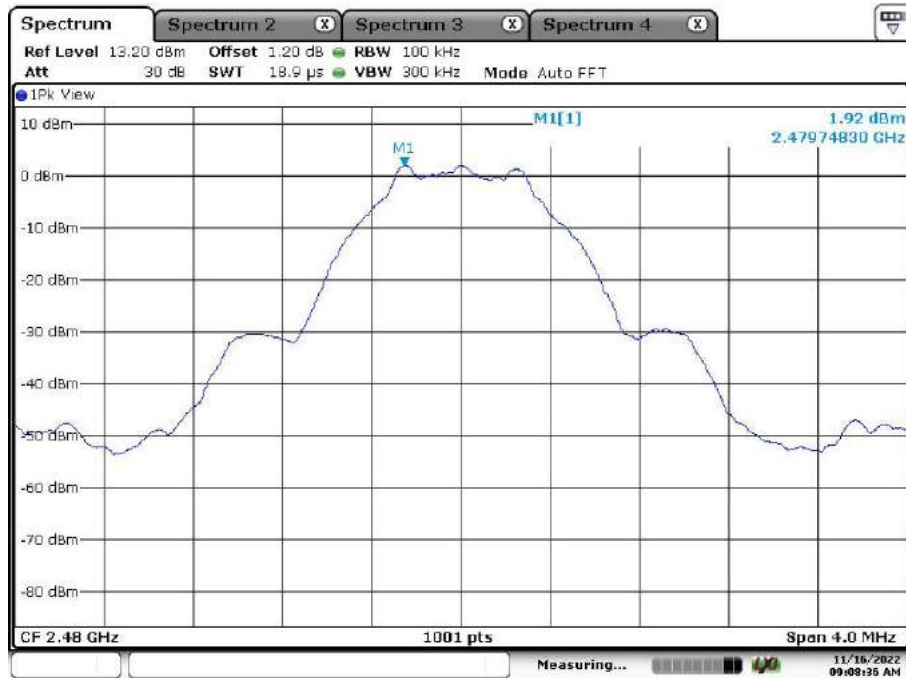


Date: 16.NOV.2022 09:06:15

High Channel:

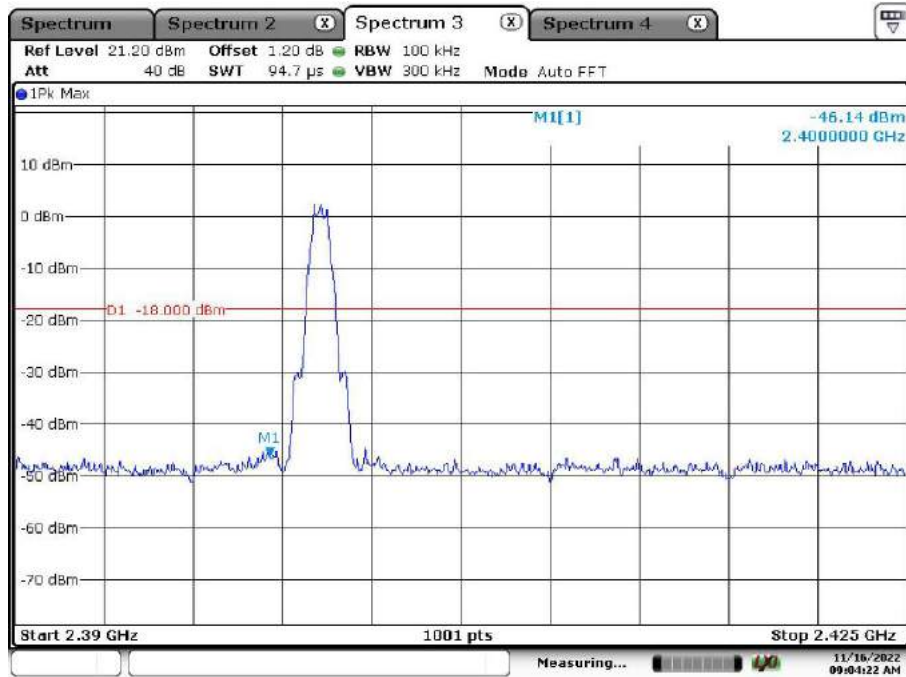


Date: 16.NOV.2022 09:11:15



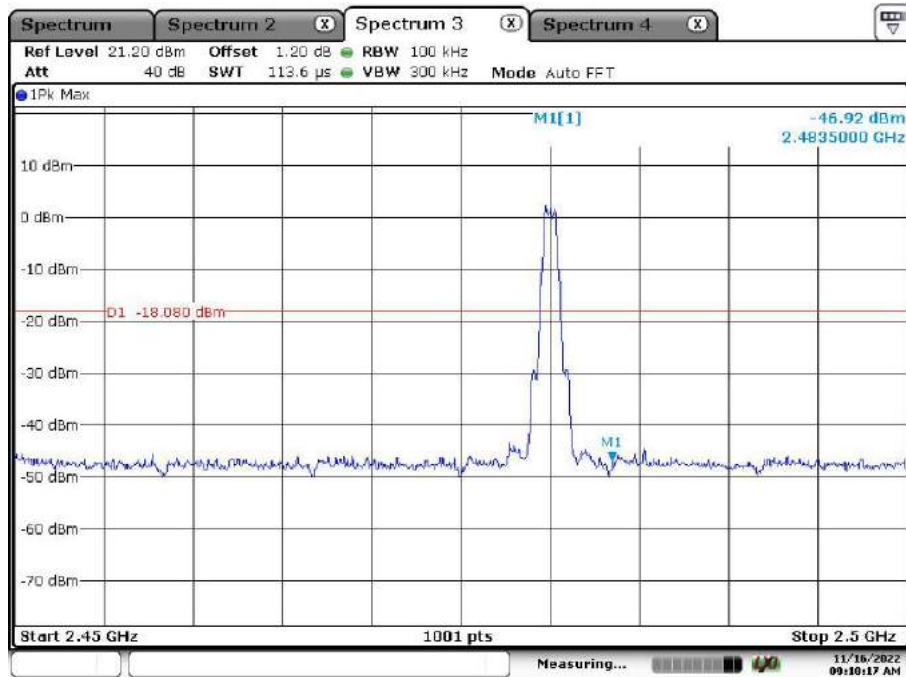
Date: 16.NOV.2022 09:09:36

Band Edge, Low Channel:



Date: 16.NOV.2022 09:04:22

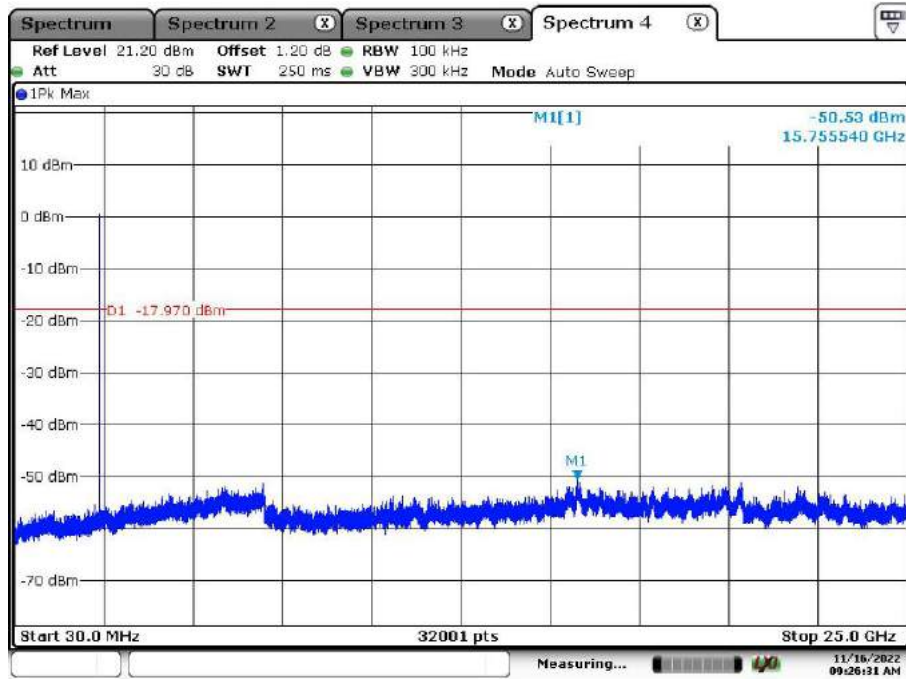
Band Edge, High Channel:



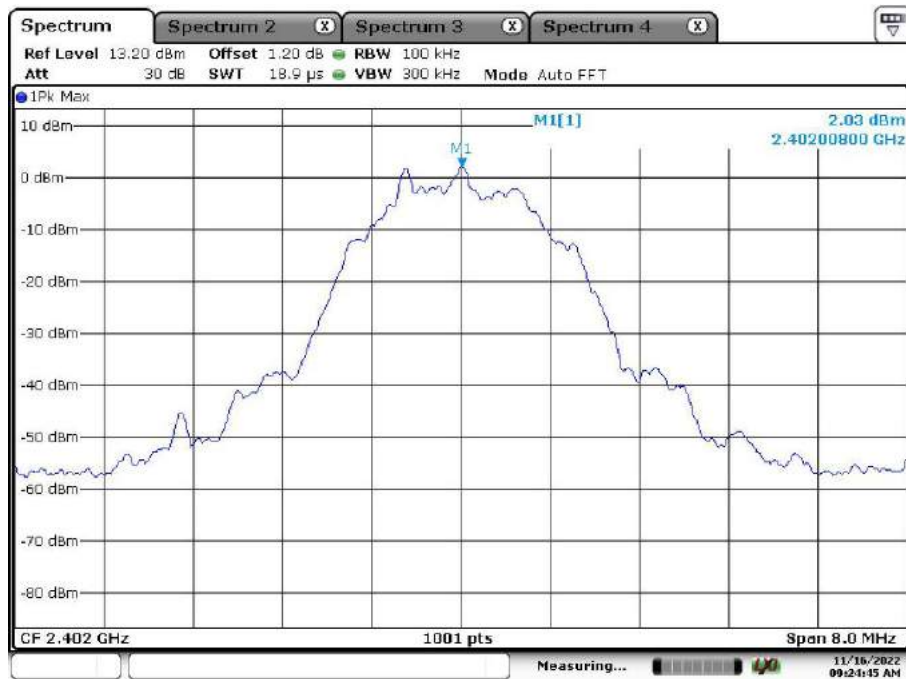
Date: 16.NOV.2022 09:10:17

Bluetooth LE Mode, 2Mbps

Low Channel:

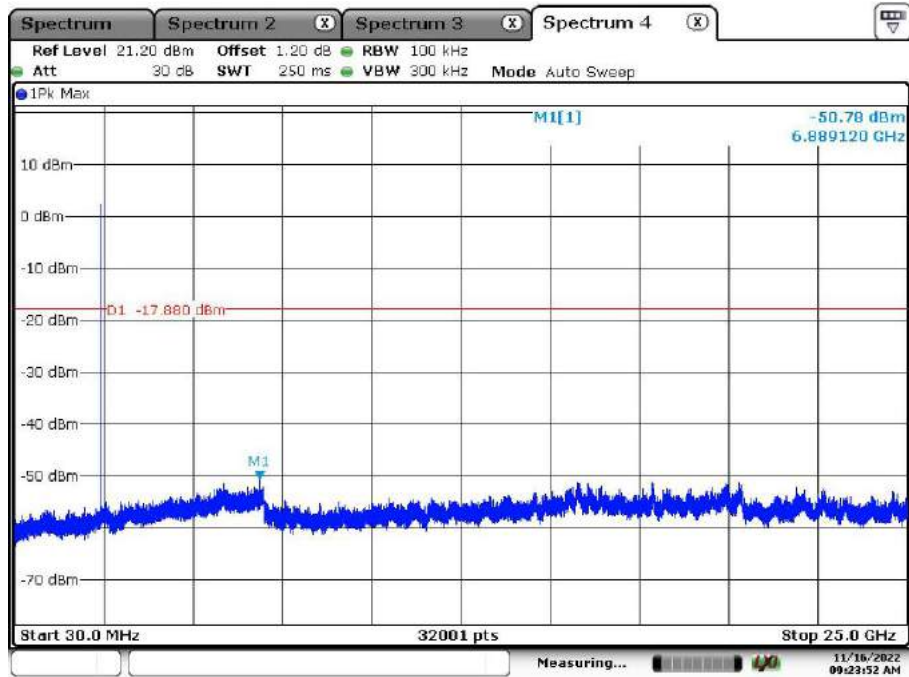


Date: 16.NOV.2022 09:26:32



Date: 16.NOV.2022 09:24:45

Middle Channel:

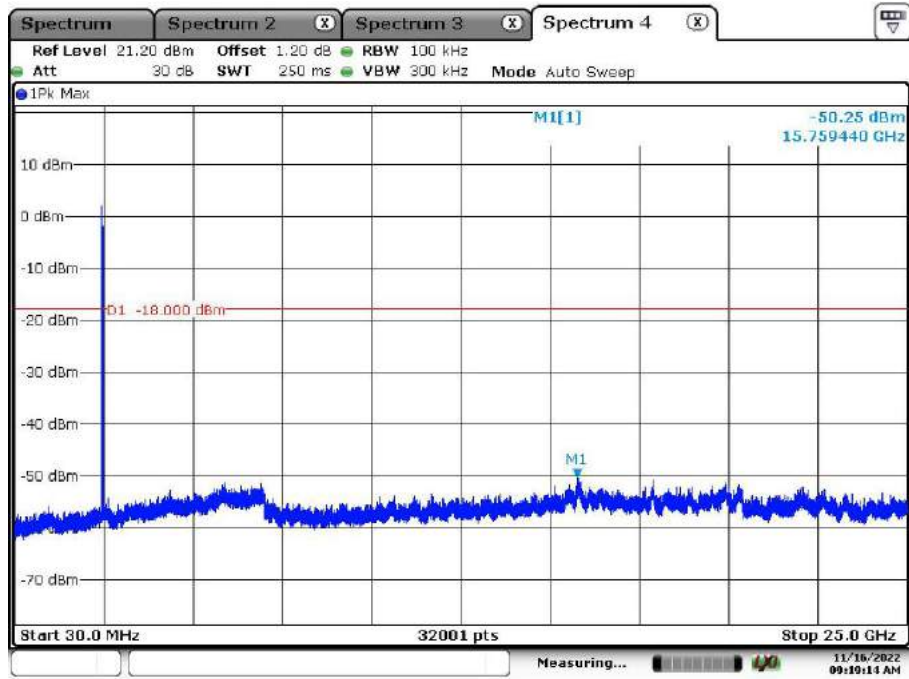


Date: 16.NOV.2022 09:23:53

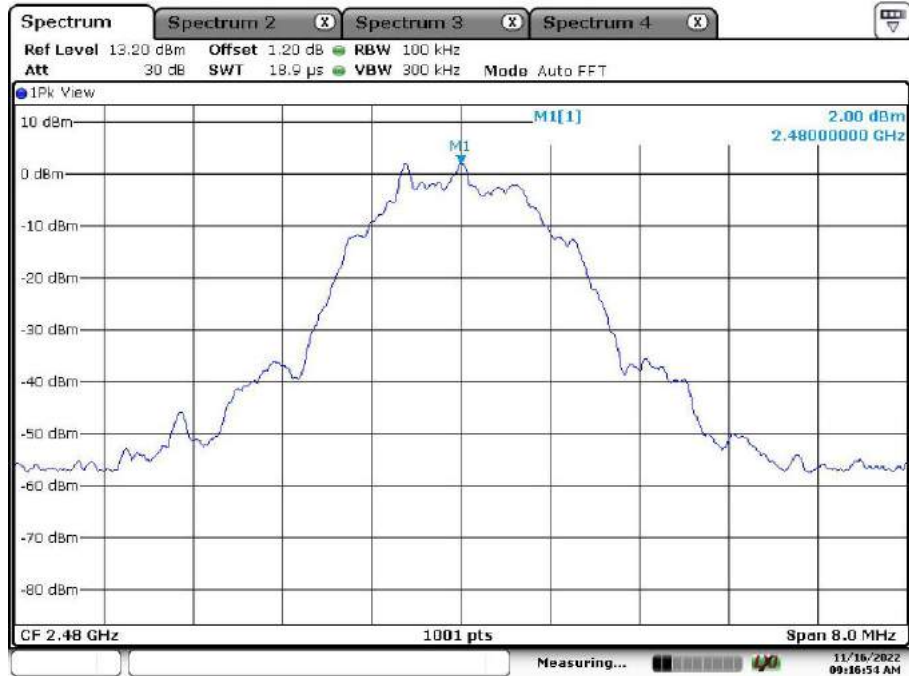


Date: 16.NOV.2022 09:20:45

High Channel:

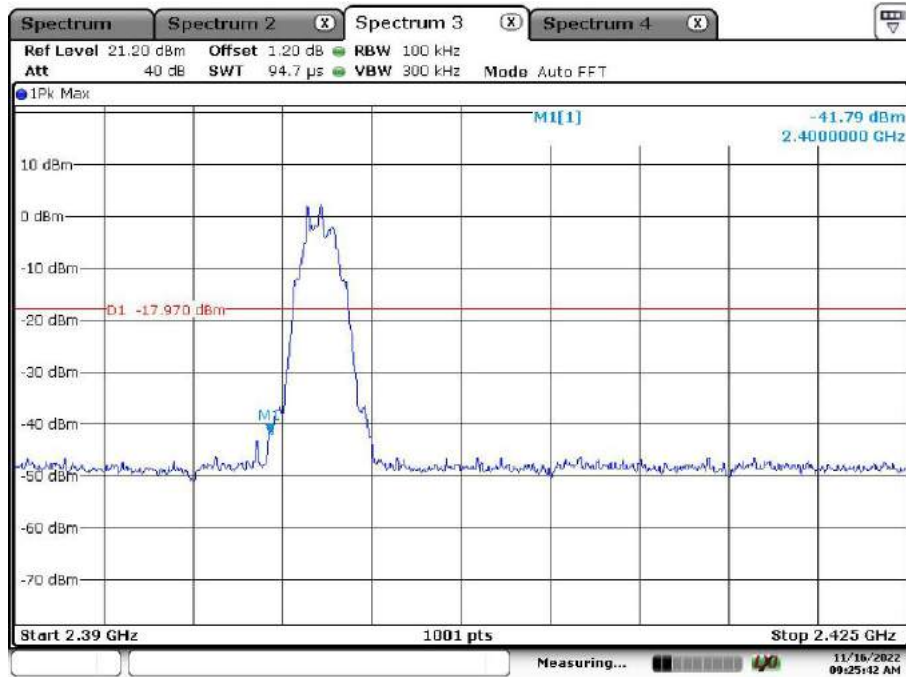


Date: 16.NOV.2022 09:19:15

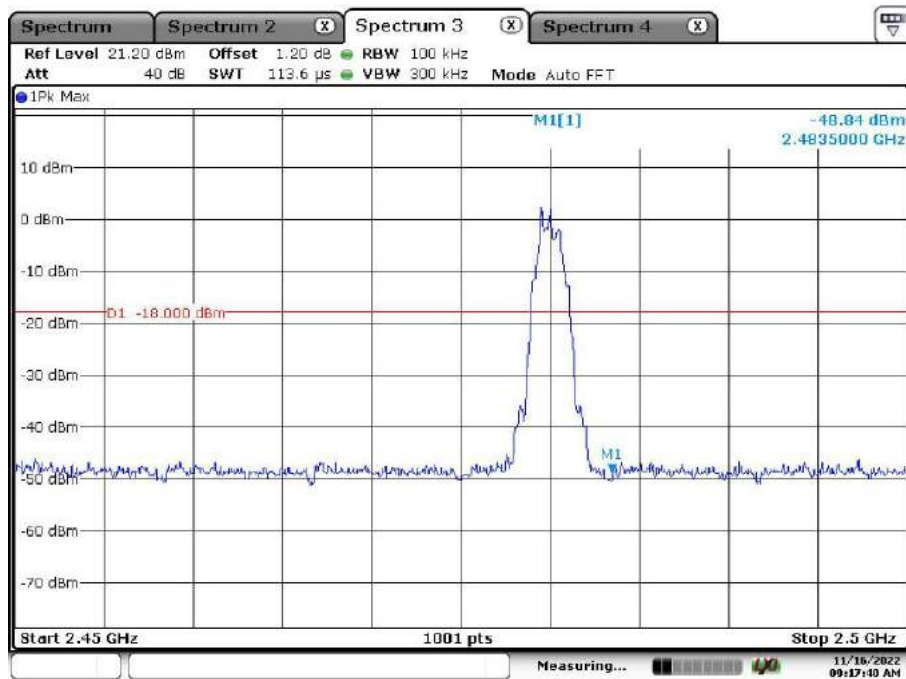


Date: 16.NOV.2022 09:16:55

Band Edge, Low Channel:



Band Edge, High Channel:



## Appendix B.6: Test Results of Radiated Spurious Emissions

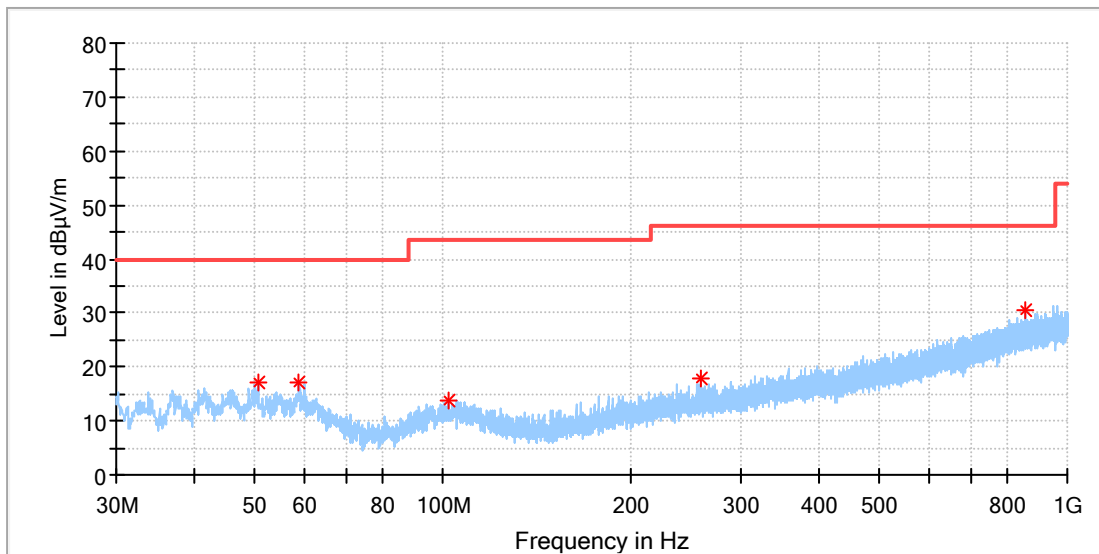
Note:

- 1) This testing was carried out on different modulations, but only the worst case was presented in this report.
- 2) Testing was carried out within frequency range 9kHz to the tenth harmonics. The measurement results below 30MHz and 18GHz - 26.5GHz were greater than 20dB below the limit, so only the radiated spurious emissions from 30MHz to 18GHz were reported.

30 MHz - 1GHz

### EUT Information

EUT Name:	BLUETOOTH HEADSET
Model:	TUNE BEAM
Test Mode:	BLE 1M_Mid channel
Order No/Sample No:	168397656/A003363304-001
Test Voltage:	Battery
Remark:	Temp 23 Humi:58%
Test Standard:	FCC 15.247
Tested By:	Kei Zhang
Reviewed By:	Terry Yin



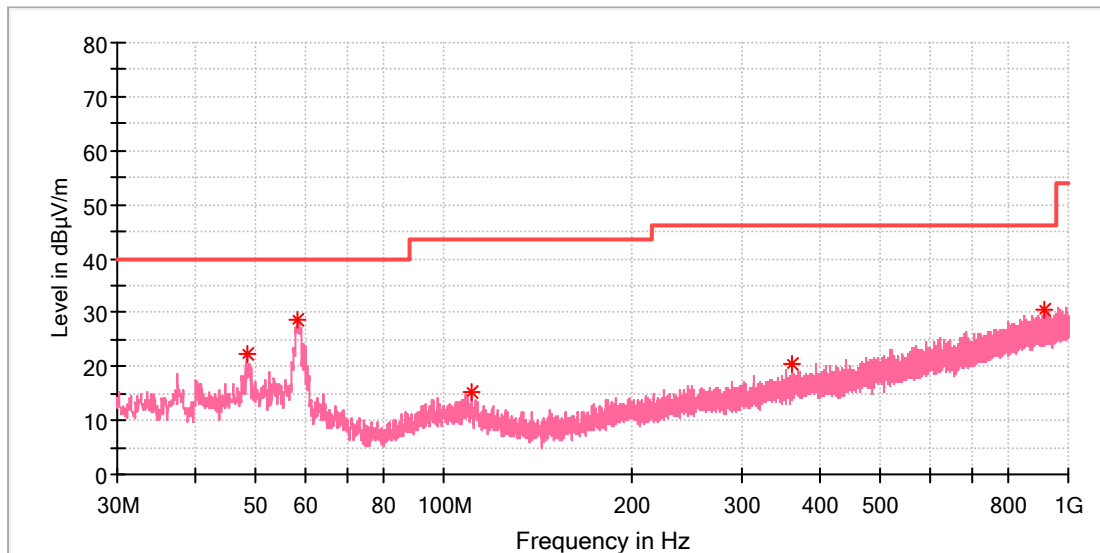
### Critical Freqs

Frequency (MHz)	MaxPeak (dBµV/m)	Limit (dBµV/m)	Margin (dB)	Height (cm)	Pol	Azimuth (deg)	Corr. (dB/m)
50.661000	17.09	40.00	22.91	100.0	H	161.0	-18.3
58.857500	17.04	40.00	22.96	100.0	H	116.0	-18.9
101.877000	13.94	43.50	29.56	100.0	H	354.0	-18.9
259.502000	17.86	46.00	28.14	100.0	H	4.0	-17.1
856.731000	30.62	46.00	15.38	100.0	H	14.0	-5.4



## EUT Information

EUT Name:	BLUETOOTH HEADSET
Model:	TUNE BEAM
Test Mode:	BLE 1M_Mid channel
Order No/Sample No:	168397656/A003363304-001
Test Voltage:	Battery
Remark:	Temp 23 Humi:58%
Test Standard:	FCC 15.247
Tested By:	Kei Zhang
Reviewed By:	Terry Yin



## Critical Freqs

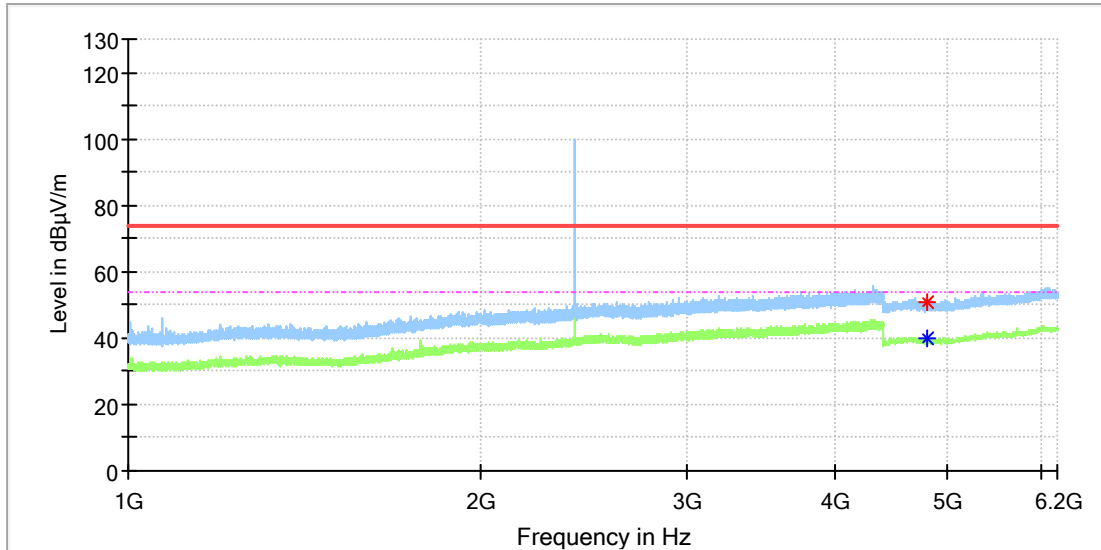
Frequency (MHz)	MaxPeak (dBµV/m)	Limit (dBµV/m)	Margin (dB)	Height (cm)	Pol	Azimuth (deg)	Corr. (dB/m)
48.430000	22.42	40.00	17.58	100.0	V	27.0	-18.4
58.421000	28.61	40.00	11.39	100.0	V	246.0	-18.8
110.510000	15.09	43.50	28.41	100.0	V	21.0	-19.1
361.109500	20.36	46.00	25.64	100.0	V	342.0	-14.6
913.864000	30.34	46.00	15.66	100.0	V	206.0	-4.9

1GHz - 18GHz

Note: The highest waveform in the figure is Bluetooth Fundamental.

### EUT Information

EUT Name:	BLUETOOTH HEADSET
Model:	TUNE BEAM
Test Mode:	BLE 1M_Low channel
Order No/Sample No:	168397656/A003363304-001
Test Voltage:	Battery
Remark:	Temp 23 Humi:58%
Test Standard:	FCC 15.247
Tested By:	Kei Zhang
Reviewed By:	Terry Yin

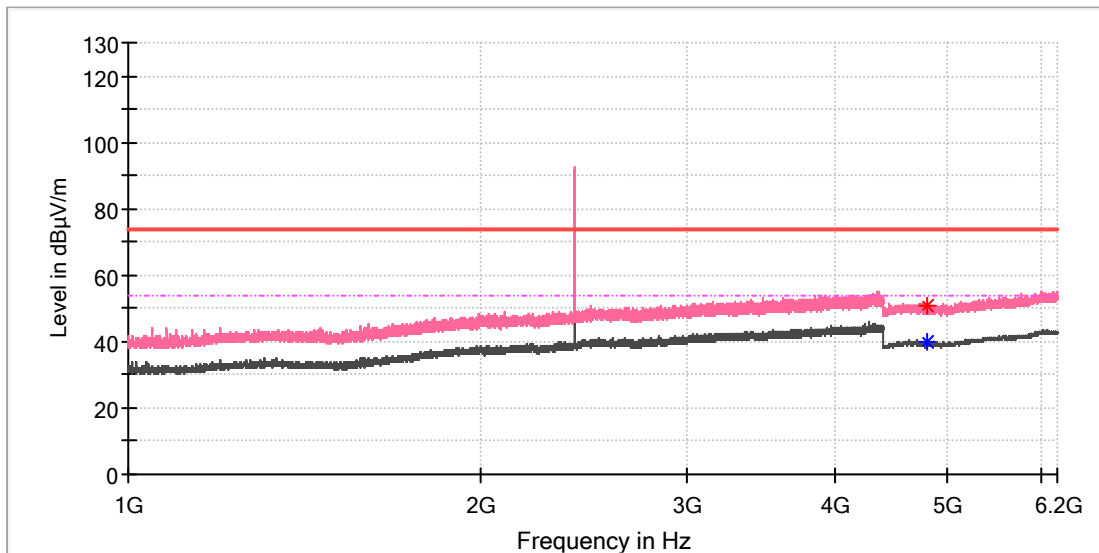


### Critical Freqs

Frequency (MHz)	MaxPeak (dBµV/m)	Average (dBµV/m)	Limit (dBµV/m)	Margin (dB)	Height (cm)	Pol	Azimuth (deg)	Corr. (dB/m)
4802.500000	50.88	---	74.00	23.12	100.0	H	99.0	11.8
4803.500000	---	39.83	54.00	14.17	100.0	H	20.0	11.8

### EUT Information

EUT Name:	BLUETOOTH HEADSET
Model:	TUNE BEAM
Test Mode:	BLE 1M_Low channel
Order No/Sample No:	168397656/A003363304-001
Test Voltage:	Battery
Remark:	Temp 23 Humi:58%
Test Standard:	FCC 15.247
Tested By:	Kei Zhang
Reviewed By:	Terry Yin

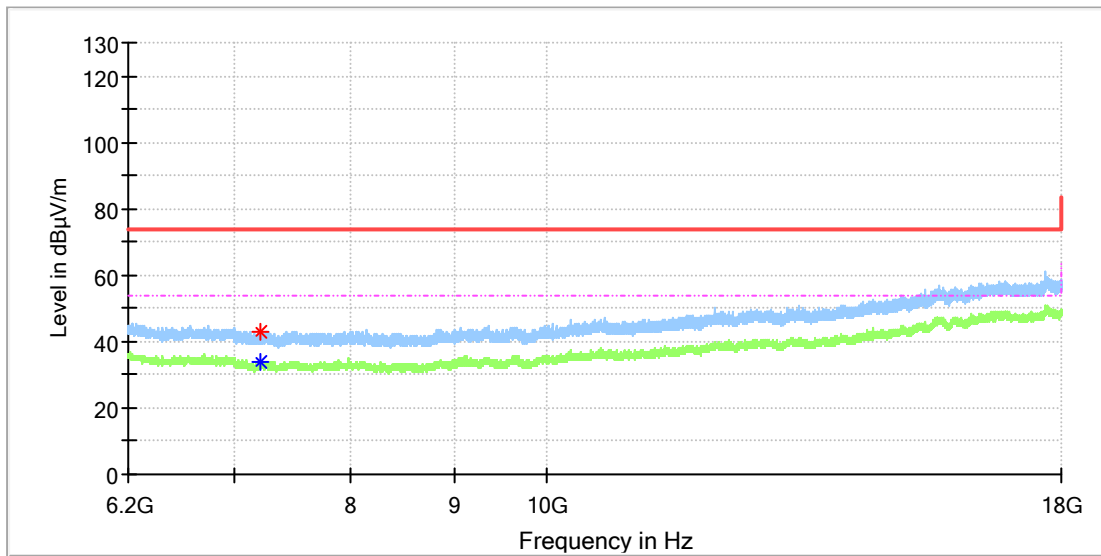


### Critical Freqs

Frequency (MHz)	MaxPeak (dBµV/m)	Average (dBµV/m)	Limit (dBµV/m)	Margin (dB)	Height (cm)	Pol	Azimuth (deg)	Corr. (dB/m)
4804.000000	---	39.82	54.00	14.18	100.0	V	267.0	11.8
4806.000000	50.86	---	74.00	23.14	100.0	V	3.0	11.8

### EUT Information

EUT Name:	BLUETOOTH HEADSET
Model:	TUNE BEAM
Test Mode:	BLE 1M_Low channel
Order No/Sample No:	168397656/A003363304-001
Test Voltage:	Battery
Remark:	Temp 23 Humi:58%
Test Standard:	FCC 15.247
Tested By:	Kei Zhang
Reviewed By:	Terry Yin

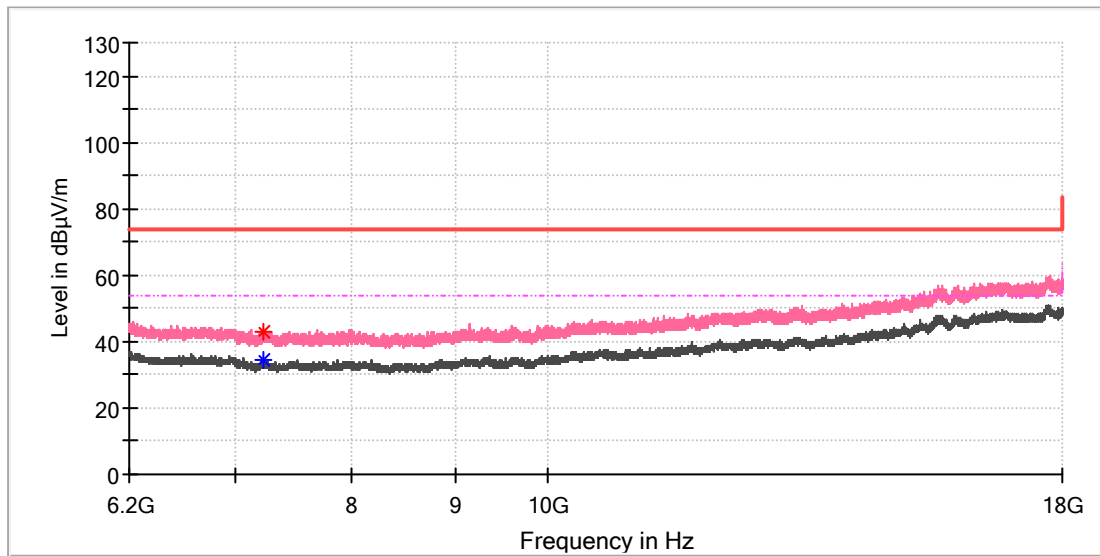


### Critical Freqs

Frequency (MHz)	MaxPeak (dBµV/m)	Average (dBµV/m)	Limit (dBµV/m)	Margin (dB)	Height (cm)	Pol	Azimuth (deg)	Corr. (dB/m)
7206.441667	42.63	---	74.00	31.37	100.0	H	88.0	8.8
7216.766667	---	33.88	54.00	20.12	100.0	H	339.0	8.7

### EUT Information

EUT Name:	BLUETOOTH HEADSET
Model:	TUNE BEAM
Test Mode:	BLE 1M_Low channel
Order No/Sample No:	168397656/A003363304-001
Test Voltage:	Battery
Remark:	Temp 23 Humi:58%
Test Standard:	FCC 15.247
Tested By:	Kei Zhang
Reviewed By:	Terry Yin

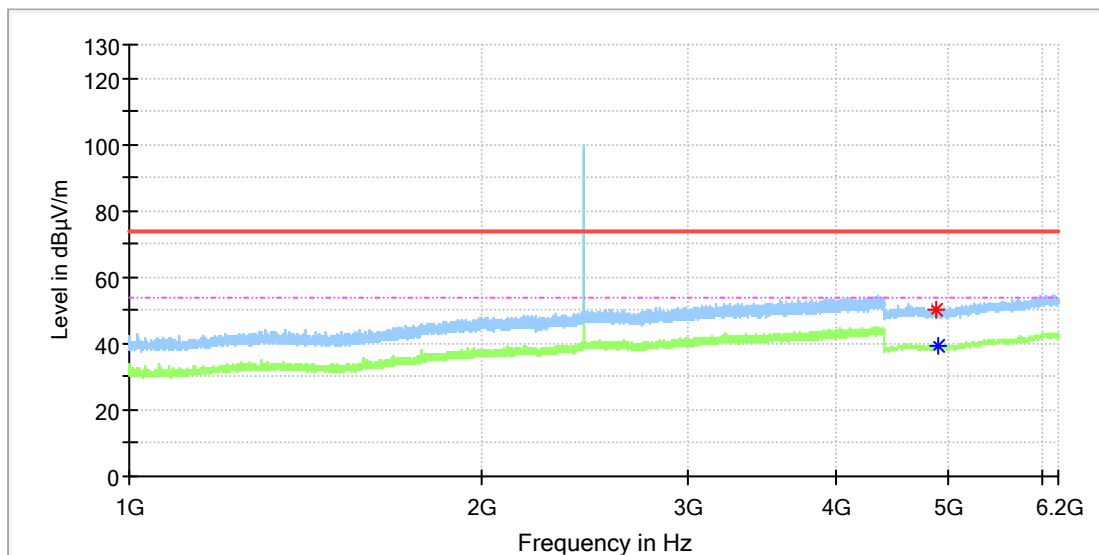


### Critical Freqs

Frequency (MHz)	MaxPeak (dBµV/m)	Average (dBµV/m)	Limit (dBµV/m)	Margin (dB)	Height (cm)	Pol	Azimuth (deg)	Corr. (dB/m)
7225.616667	42.74	---	74.00	31.26	100.0	V	191.0	8.7
7228.075000	---	34.27	54.00	19.73	100.0	V	275.0	8.7

### EUT Information

EUT Name:	BLUETOOTH HEADSET
Model:	TUNE BEAM
Test Mode:	BLE 1M_Mid channel
Order No/Sample No:	168397656/A003363304-001
Test Voltage:	Battery
Remark:	Temp 23 Humi:58%
Test Standard:	FCC 15.247
Tested By:	Kei Zhang
Reviewed By:	Terry Yin

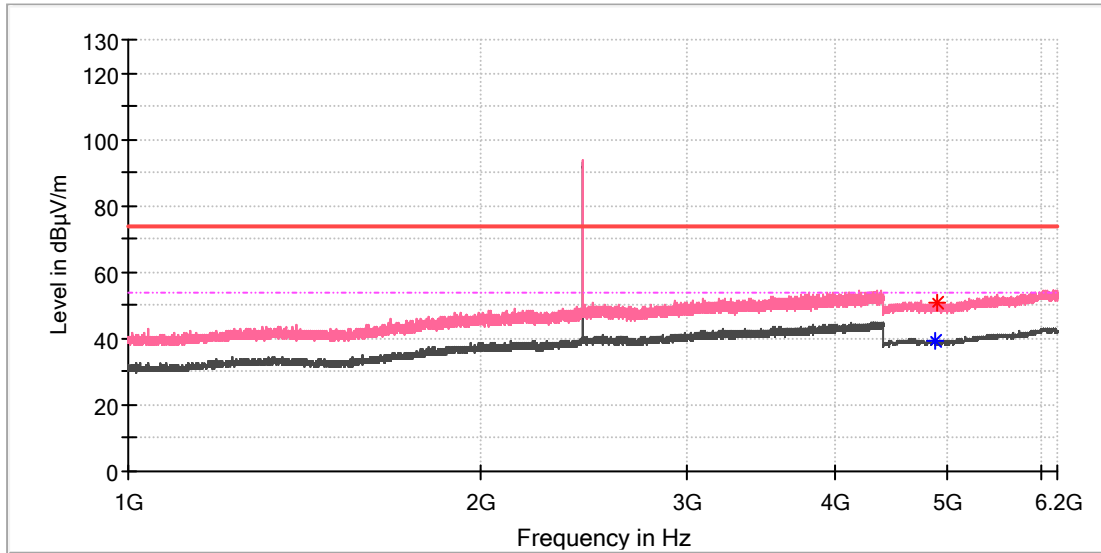


### Critical Freqs

Frequency (MHz)	MaxPeak (dBµV/m)	Average (dBµV/m)	Limit (dBµV/m)	Margin (dB)	Height (cm)	Pol	Azimuth (deg)	Corr. (dB/m)
4879.500000	50.41	---	74.00	23.59	100.0	H	150.0	11.8
4894.000000	---	39.57	54.00	14.43	100.0	H	157.0	11.8

### EUT Information

EUT Name:	BLUETOOTH HEADSET
Model:	TUNE BEAM
Test Mode:	BLE 1M_Mid channel
Order No/Sample No:	168397656/A003363304-001
Test Voltage:	Battery
Remark:	Temp 23 Humi:58%
Test Standard:	FCC 15.247
Tested By:	Kei Zhang
Reviewed By:	Terry Yin

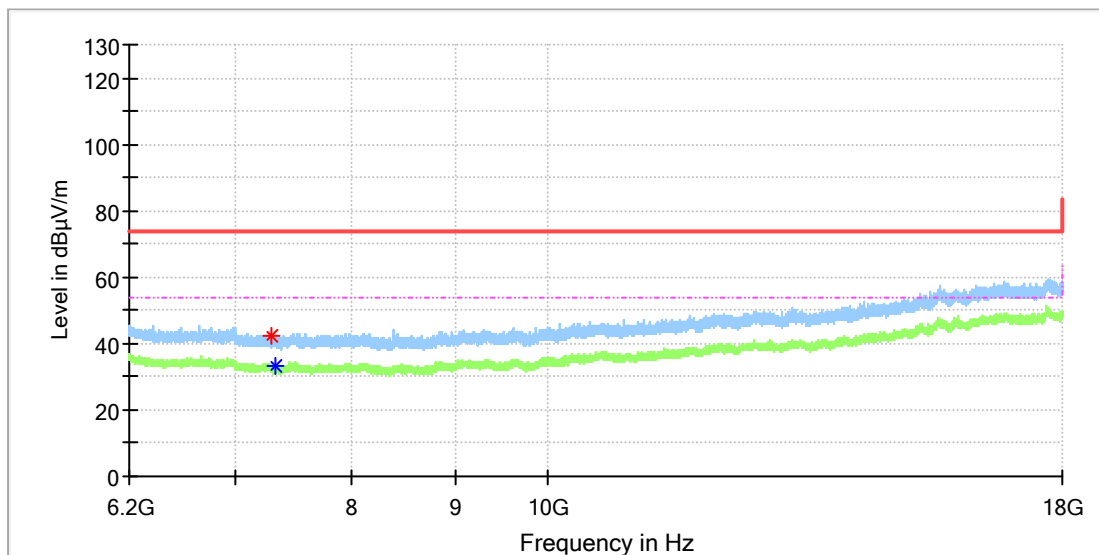


### Critical Freqs

Frequency (MHz)	MaxPeak (dBµV/m)	Average (dBµV/m)	Limit (dBµV/m)	Margin (dB)	Height (cm)	Pol	Azimuth (deg)	Corr. (dB/m)
4881.000000	---	39.22	54.00	14.78	100.0	V	72.0	11.8
4890.500000	50.68	---	74.00	23.32	100.0	V	277.0	11.8

### EUT Information

EUT Name:	BLUETOOTH HEADSET
Model:	TUNE BEAM
Test Mode:	BLE 1M_Mid channel
Order No/Sample No:	168397656/A003363304-001
Test Voltage:	Battery
Remark:	Temp 23 Humi:58%
Test Standard:	FCC 15.247
Tested By:	Kei Zhang
Reviewed By:	Terry Yin



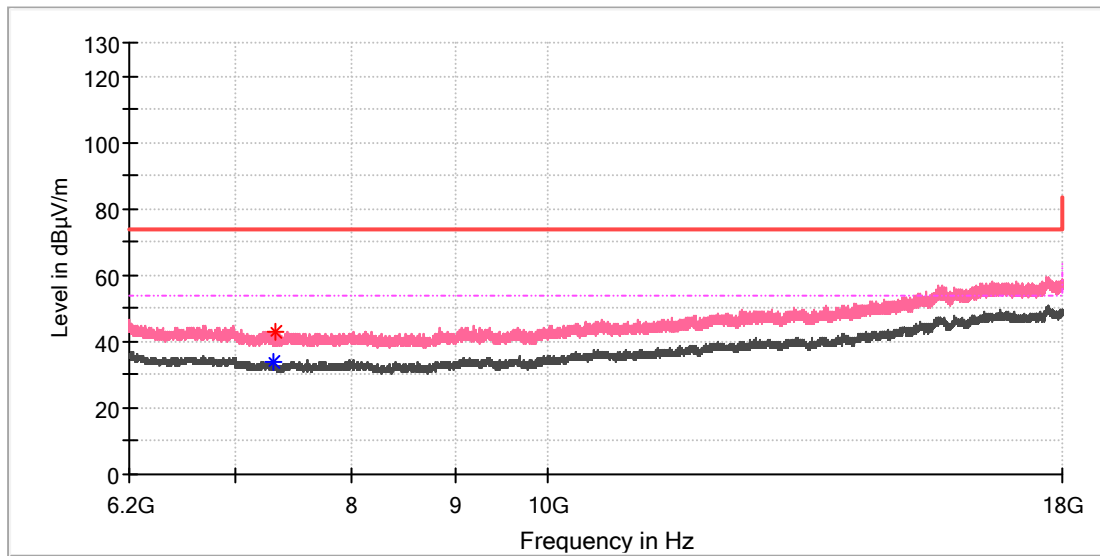
### Critical Freqs

Frequency (MHz)	MaxPeak (dBµV/m)	Average (dBµV/m)	Limit (dBµV/m)	Margin (dB)	Height (cm)	Pol	Azimuth (deg)	Corr. (dB/m)
7296.416667	42.43	---	74.00	31.57	100.0	H	232.0	8.3
7319.033333	---	33.46	54.00	20.54	100.0	H	232.0	8.2



### EUT Information

EUT Name:	BLUETOOTH HEADSET
Model:	TUNE BEAM
Test Mode:	BLE 1M_Mid channel
Order No/Sample No:	168397656/A003363304-001
Test Voltage:	Battery
Remark:	Temp 23 Humi:58%
Test Standard:	FCC 15.247
Tested By:	Kei Zhang
Reviewed By:	Terry Yin

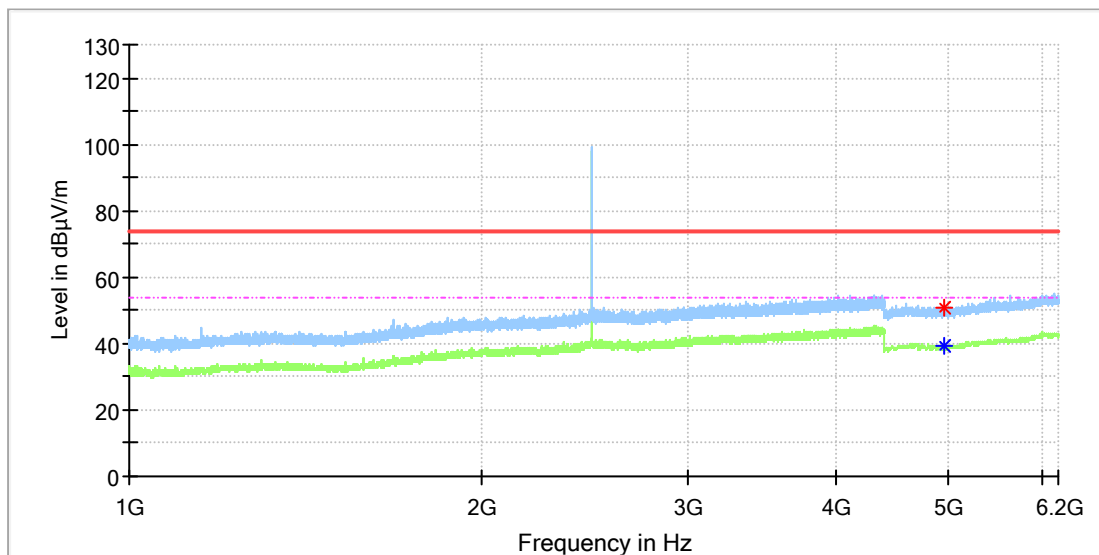


### Critical Freqs

Frequency (MHz)	MaxPeak (dBµV/m)	Average (dBµV/m)	Limit (dBµV/m)	Margin (dB)	Height (cm)	Pol	Azimuth (deg)	Corr. (dB/m)
7308.708333	---	33.70	54.00	20.30	100.0	V	0.0	8.2
7325.916667	42.85	---	74.00	31.15	100.0	V	112.0	8.2

### EUT Information

EUT Name: BLUETOOTH HEADSET  
 Model: TUNE BEAM  
 Test Mode: BLE 1M\_High channel  
 Order No/Sample No: 168397656/A003363304-001  
 Test Voltage: Battery  
 Remark: Temp 23 Humi:58%  
 Test Standard: FCC 15.247  
 Tested By: Kei Zhang  
 Reviewed By: Terry Yin

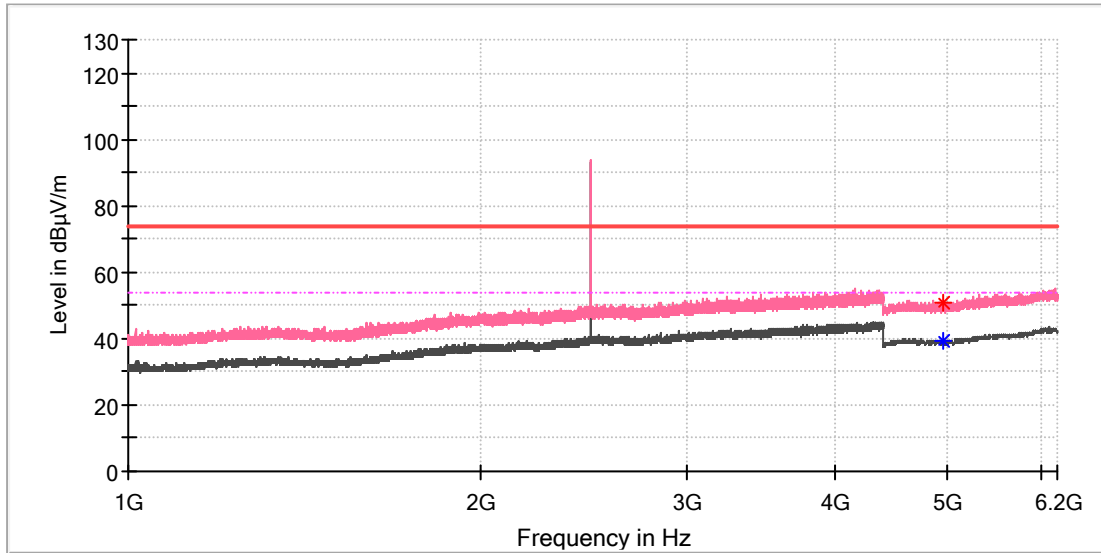


### Critical Freqs

Frequency (MHz)	MaxPeak (dBµV/m)	Average (dBµV/m)	Limit (dBµV/m)	Margin (dB)	Height (cm)	Pol	Azimuth (deg)	Corr. (dB/m)
4948.500000	50.82	---	74.00	23.19	100.0	H	8.0	11.8
4949.000000	---	39.42	54.00	14.58	100.0	H	42.0	11.8

### EUT Information

EUT Name:	BLUETOOTH HEADSET
Model:	TUNE BEAM
Test Mode:	BLE 1M_High channel
Order No/Sample No:	168397656/A003363304-001
Test Voltage:	Battery
Remark:	Temp 23 Humi:58%
Test Standard:	FCC 15.247
Tested By:	Kei Zhang
Reviewed By:	Terry Yin

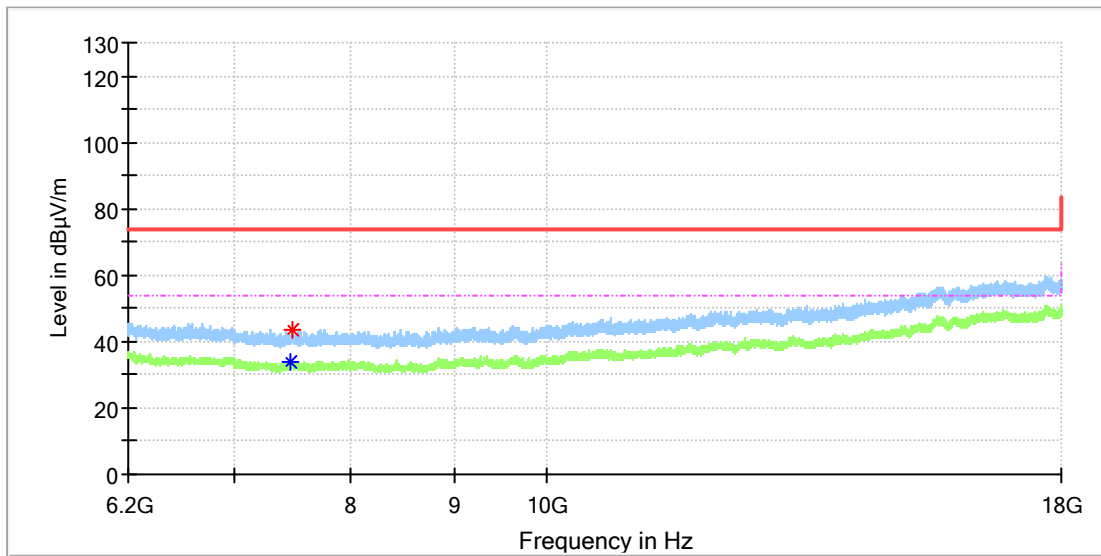


### Critical Freqs

Frequency (MHz)	MaxPeak (dBµV/m)	Average (dBµV/m)	Limit (dBµV/m)	Margin (dB)	Height (cm)	Pol	Azimuth (deg)	Corr. (dB/m)
4959.000000	---	39.41	54.00	14.59	100.0	V	129.0	11.8
4960.500000	50.85	---	74.00	23.15	100.0	V	48.0	11.8

### EUT Information

EUT Name:	BLUETOOTH HEADSET
Model:	TUNE BEAM
Test Mode:	BLE 1M_High channel
Order No/Sample No:	168397656/A003363304-001
Test Voltage:	Battery
Remark:	Temp 23 Humi:58%
Test Standard:	FCC 15.247
Tested By:	Kei Zhang
Reviewed By:	Terry Yin

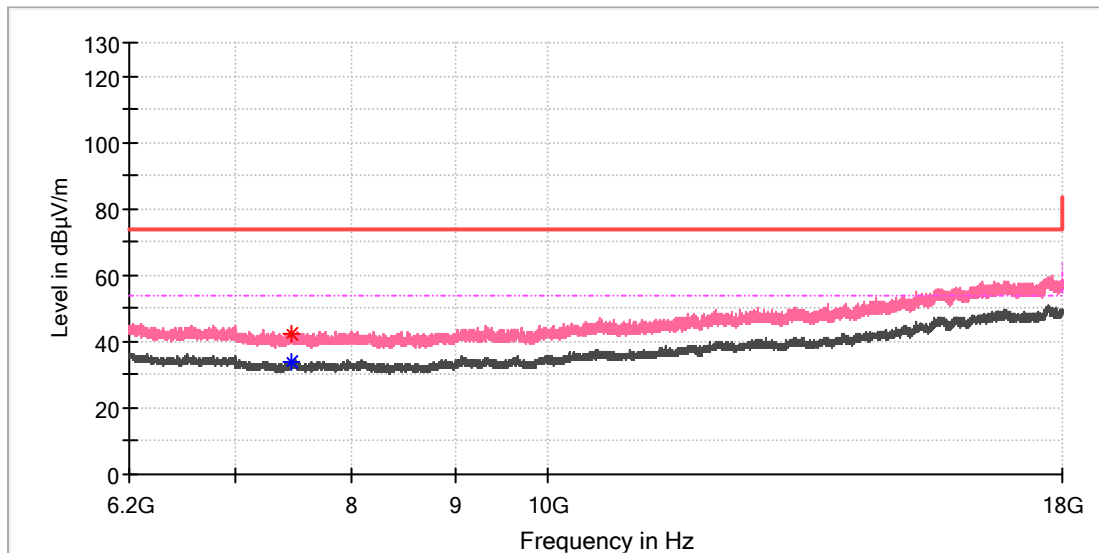


### Critical Freqs

Frequency (MHz)	MaxPeak (dBµV/m)	Average (dBµV/m)	Limit (dBµV/m)	Margin (dB)	Height (cm)	Pol	Azimuth (deg)	Corr. (dB/m)
7465.550000	---	33.95	54.00	20.05	100.0	H	233.0	8.6
7472.925000	43.77	---	74.00	30.23	100.0	H	233.0	8.6

### EUT Information

EUT Name:	BLUETOOTH HEADSET
Model:	TUNE BEAM
Test Mode:	BLE 1M_High channel
Order No/Sample No:	168397656/A003363304-001
Test Voltage:	Battery
Remark:	Temp 23 Humi:58%
Test Standard:	FCC 15.247
Tested By:	Kei Zhang
Reviewed By:	Terry Yin



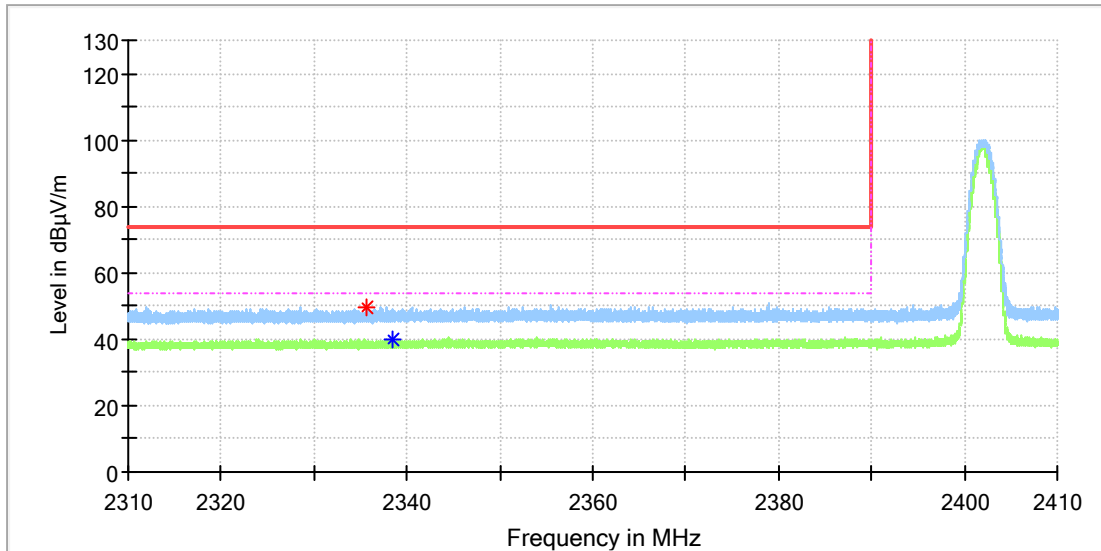
### Critical Freqs

Frequency (MHz)	MaxPeak (dBµV/m)	Average (dBµV/m)	Limit (dBµV/m)	Margin (dB)	Height (cm)	Pol	Azimuth (deg)	Corr. (dB/m)
7464.075000	---	33.73	54.00	20.27	100.0	V	99.0	8.6
7464.566667	42.13	---	74.00	31.87	100.0	V	40.0	8.6

### Appendix B.7: Test Results of Radiated Emissions in Restricted Bands

#### EUT Information

EUT Name:	BLUETOOTH HEADSET
Model:	TUNE BEAM
Test Mode:	BLE 1M_Low channel
Order No/Sample No:	168397656/A003363304-001
Test Voltage:	Battery
Remark:	Temp 23 Humi:58%
Test Standard:	FCC 15.247
Tested By:	Kei Zhang
Reviewed By:	Terry Yin

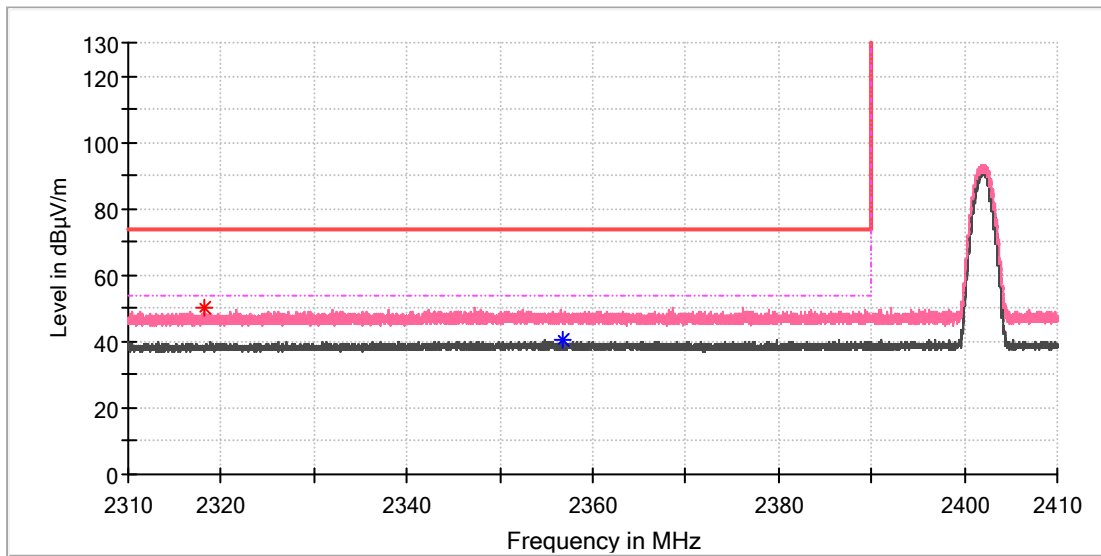


#### Critical Freqs

Frequency (MHz)	MaxPeak (dBµV/m)	Average (dBµV/m)	Limit (dBµV/m)	Margin (dB)	Height (cm)	Pol	Azimuth (deg)	Corr. (dB/m)
2335.680000	49.65	---	74.00	24.35	100.0	H	345.0	6.8
2338.515000	---	39.82	54.00	14.18	100.0	H	5.0	6.8

### EUT Information

EUT Name:	BLUETOOTH HEADSET
Model:	TUNE BEAM
Test Mode:	BLE 1M_Low channel
Order No/Sample No:	168397656/A003363304-001
Test Voltage:	Battery
Remark:	Temp 23 Humi:58%
Test Standard:	FCC 15.247
Tested By:	Kei Zhang
Reviewed By:	Terry Yin

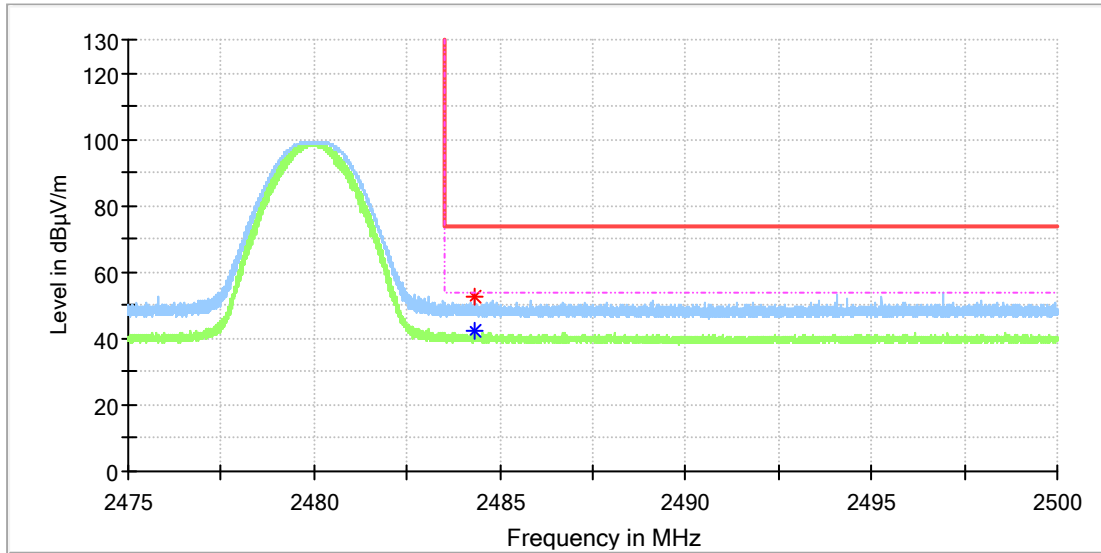


### Critical Freqs

Frequency (MHz)	MaxPeak (dBµV/m)	Average (dBµV/m)	Limit (dBµV/m)	Margin (dB)	Height (cm)	Pol	Azimuth (deg)	Corr. (dB/m)
2318.225000	49.98	---	74.00	24.02	100.0	V	157.0	6.6
2356.820000	---	40.75	54.00	13.25	100.0	V	179.0	6.9

### EUT Information

EUT Name:	BLUETOOTH HEADSET
Model:	TUNE BEAM
Test Mode:	BLE 1M_High channel
Order No/Sample No:	168397656/A003363304-001
Test Voltage:	Battery
Remark:	Temp 23 Humi:58%
Test Standard:	FCC 15.247
Tested By:	Kei Zhang
Reviewed By:	Terry Yin



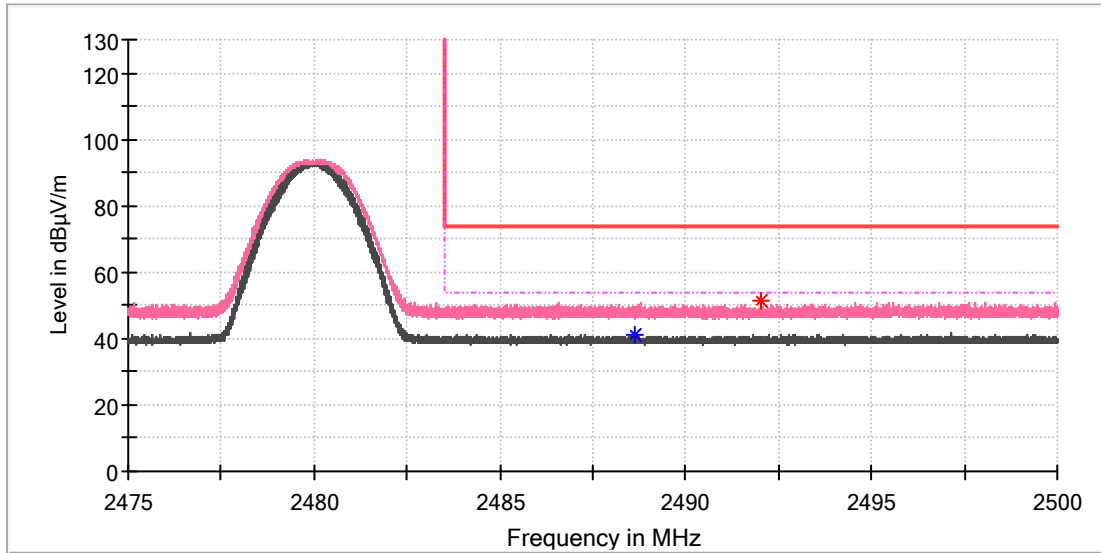
### Critical Freqs

Frequency (MHz)	MaxPeak (dBµV/m)	Average (dBµV/m)	Limit (dBµV/m)	Margin (dB)	Height (cm)	Pol	Azimuth (deg)	Corr. (dB/m)
2484.296250	52.90	---	74.00	21.10	100.0	H	315.0	7.4
2484.322500	---	42.12	54.00	11.88	100.0	H	52.0	7.4



### EUT Information

EUT Name:	BLUETOOTH HEADSET
Model:	TUNE BEAM
Test Mode:	BLE 1M_High channel
Order No/Sample No:	168397656/A003363304-001
Test Voltage:	Battery
Remark:	Temp 23 Humi:58%
Test Standard:	FCC 15.247
Tested By:	Kei Zhang
Reviewed By:	Terry Yin



### Critical Freqs

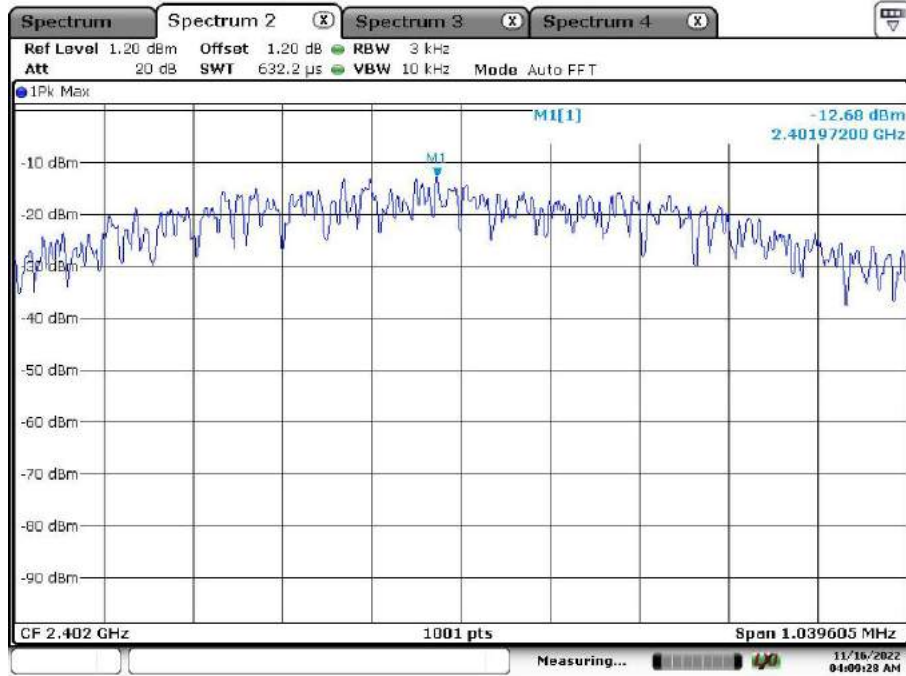
Frequency (MHz)	MaxPeak (dBµV/m)	Average (dBµV/m)	Limit (dBµV/m)	Margin (dB)	Height (cm)	Pol	Azimuth (deg)	Corr. (dB/m)
2488.650000	---	41.38	54.00	12.62	100.0	V	47.0	7.4
2492.037500	51.46	---	74.00	22.54	100.0	V	61.0	7.4

## Appendix C: Test Results of Right earbud

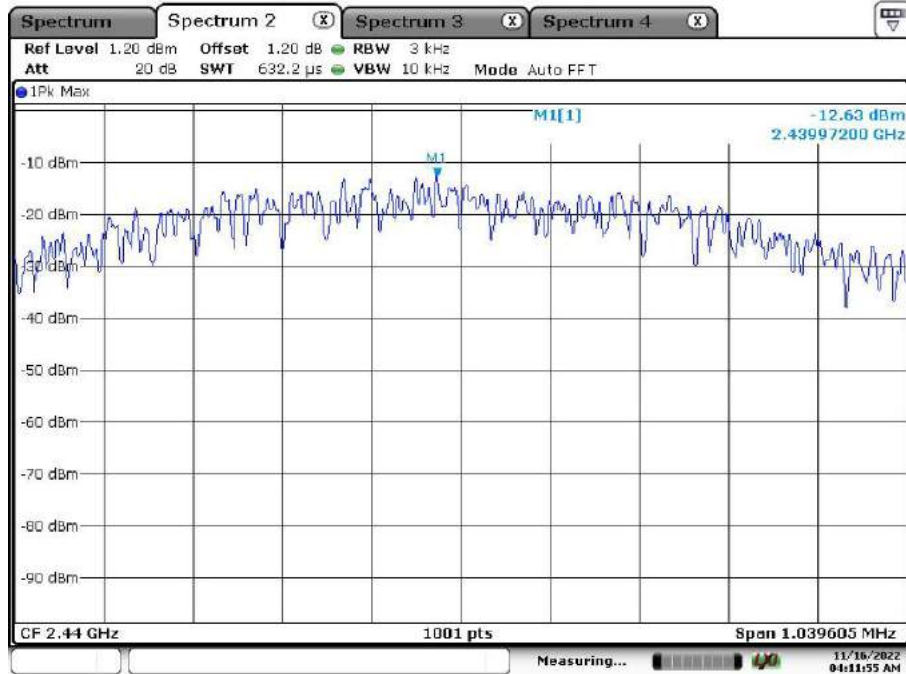
<b>APPENDIX C: TEST RESULTS OF RIGHT EARBUD .....</b>	<b>1</b>
<b>APPENDIX C.1: TEST RESULTS OF CONDUCTED POWER SPECTRAL DENSITY .....</b>	<b>2</b>
<i>Bluetooth LE Mode, 1Mbps .....</i>	<i>2</i>
<i>Bluetooth LE Mode, 2Mbps .....</i>	<i>3</i>
<b>APPENDIX C.2: TEST RESULTS OF 6DB BANDWIDTH .....</b>	<b>5</b>
<i>Bluetooth LE Mode, 1Mbps .....</i>	<i>5</i>
<i>Bluetooth LE Mode, 2Mbps .....</i>	<i>8</i>
<b>APPENDIX C.3: TEST RESULTS OF 99% BANDWIDTH.....</b>	<b>11</b>
<i>Bluetooth LE Mode, 1Mbps .....</i>	<i>11</i>
<i>Bluetooth LE Mode, 2Mbps .....</i>	<i>14</i>
<b>APPENDIX C.4: TEST RESULTS OF FREQUENCY STABILITY.....</b>	<b>17</b>
<b>APPENDIX C.5: TEST RESULTS OF CONDUCTED SPURIOUS EMISSIONS MEASURED IN 100 KHZ BANDWIDTH .....</b>	<b>19</b>
<i>Bluetooth LE Mode, 1Mbps .....</i>	<i>19</i>
<i>Bluetooth LE Mode, 2Mbps .....</i>	<i>23</i>
<b>APPENDIX C.6: TEST RESULTS OF RADIATED SPURIOUS EMISSIONS .....</b>	<b>27</b>
<i>30 MHz to 1GHz .....</i>	<i>27</i>
<i>1GHz-18GHz .....</i>	<i>29</i>
<b>APPENDIX C.7: TEST RESULTS OF RADIATED EMISSIONS IN RESTRICTED BANDS.....</b>	<b>41</b>

### Appendix C.1: Test Results of Conducted Power Spectral Density

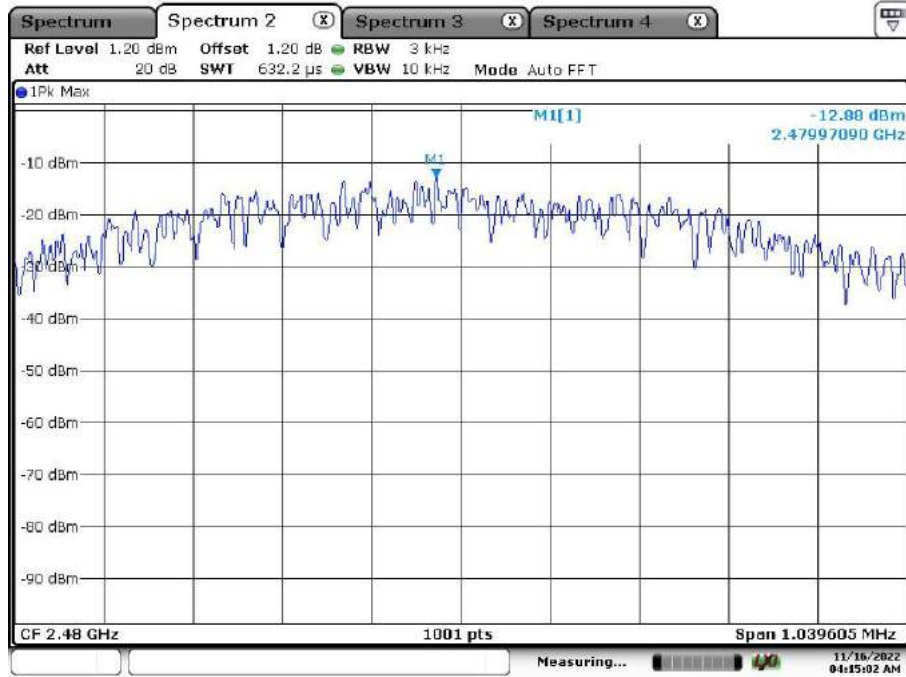
Bluetooth LE Mode, 1Mbps



Date: 16.NOV.2022 04:09:28

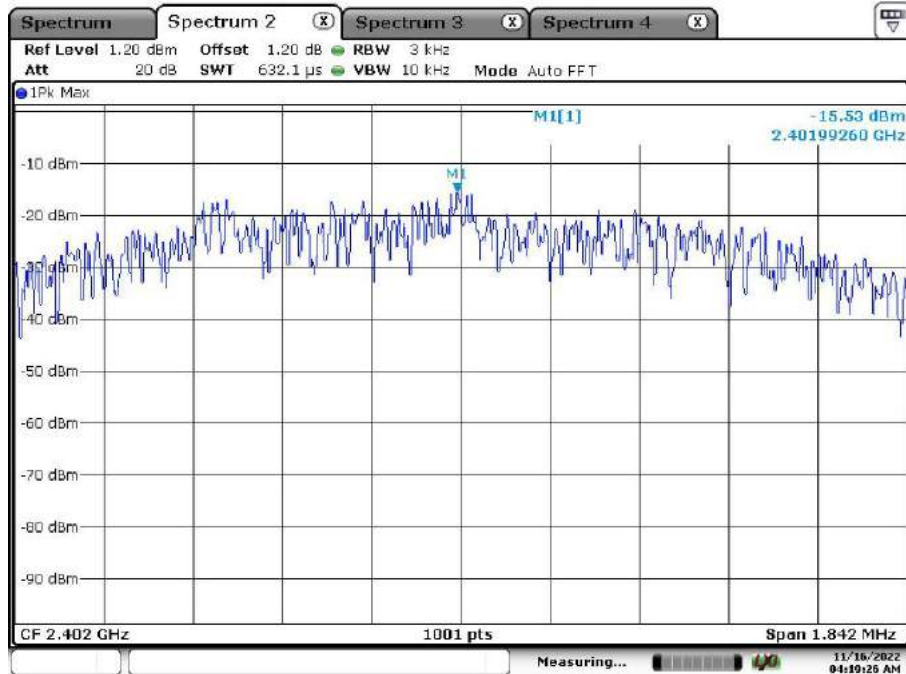


Date: 16.NOV.2022 04:11:56

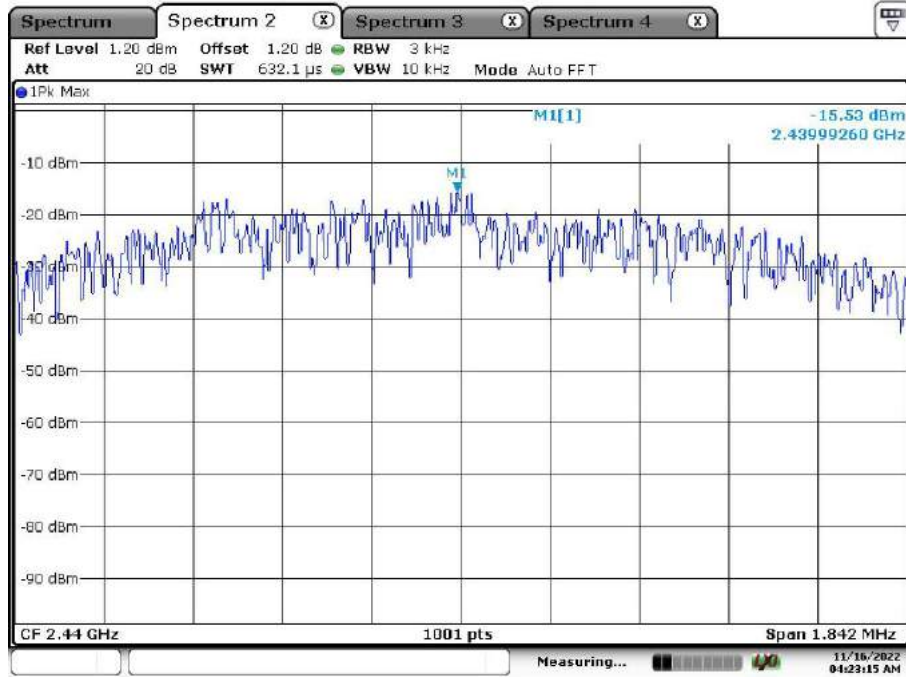


Date: 16.NOV.2022 04:15:02

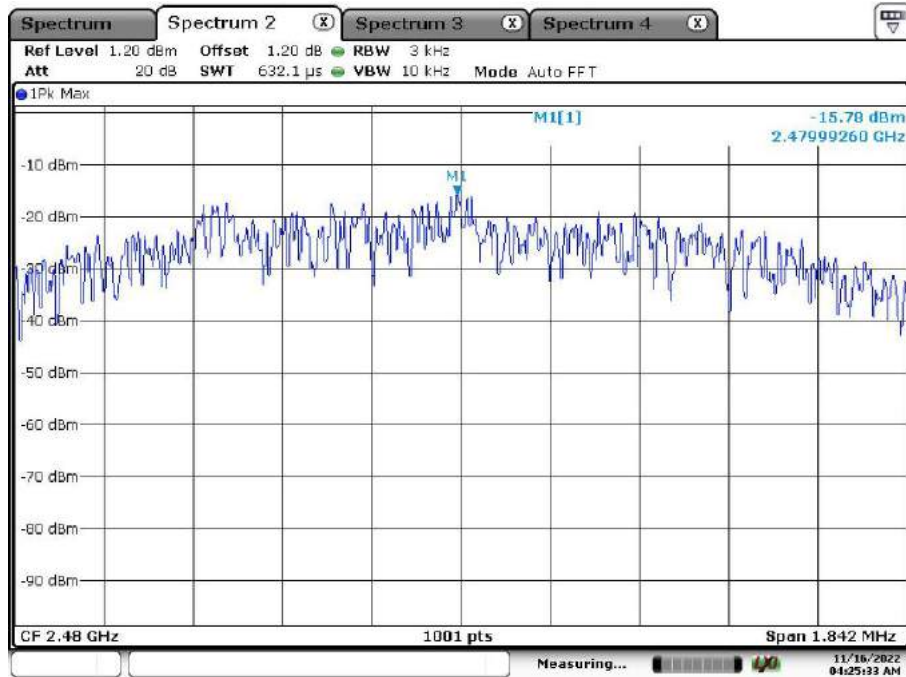
Bluetooth LE Mode, 2Mbps



Date: 16.NOV.2022 04:19:27



Date: 16.NOV.2022 04:23:15



Date: 16.NOV.2022 04:25:33

## Appendix C.2: Test Results of 6dB Bandwidth

Bluetooth LE Mode, 1Mbps

### Minimum Emission Bandwidth 6 dB (2402 MHz; 10.000 dBm; 1 MHz)

Test according to FCC title 47 part 15 §15.247(a), KDB 558074 D01 DTS Meas Guidance v04 and ANSI C63.10-2013

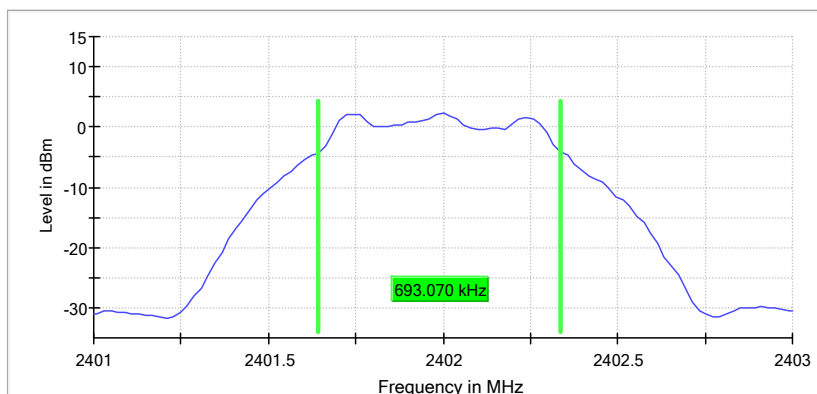
#### 6 dB Bandwidth

DUT Frequency (MHz)	Bandwidth (MHz)	Limit Min (MHz)	Limit Max (MHz)	Band Edge Left (MHz)	Band Edge Right (MHz)
2402.000000	0.693070	0.500000	---	2401.643564	2402.336634

(continuation of the "6 dB Bandwidth" table from column 6 ...)

DUT Frequency (MHz)	Max Level (dBm)	Result
2402.000000	2.2	PASS

6 dB Bandwidth



#### Measurement

Setting	Instrument Value	Target Value
Start Frequency	2.40100 GHz	2.40100 GHz
Stop Frequency	2.40300 GHz	2.40300 GHz
Span	2.000 MHz	2.000 MHz
RBW	100.000 kHz	~ 100.000 kHz
VBW	300.000 kHz	~ 300.000 kHz
SweepPoints	101	~ 40
Sweeptime	18.938 µs	AUTO
Reference Level	0.000 dBm	0.000 dBm
Attenuation	20.000 dB	AUTO
Detector	MaxPeak	MaxPeak
SweepCount	100	100
Filter	3 dB	3 dB
Trace Mode	Max Hold	Max Hold
Sweeptype	FFT	AUTO
Preamp	off	off
Stablemode	Trace	Trace
Stablevalue	0.50 dB	0.50 dB
Run	10 / max. 150	max. 150
Stable	5 / 5	5
Max Stable Difference	0.19 dB	0.50 dB

### Minimum Emission Bandwidth 6 dB (2440 MHz; 10.000 dBm; 1 MHz)

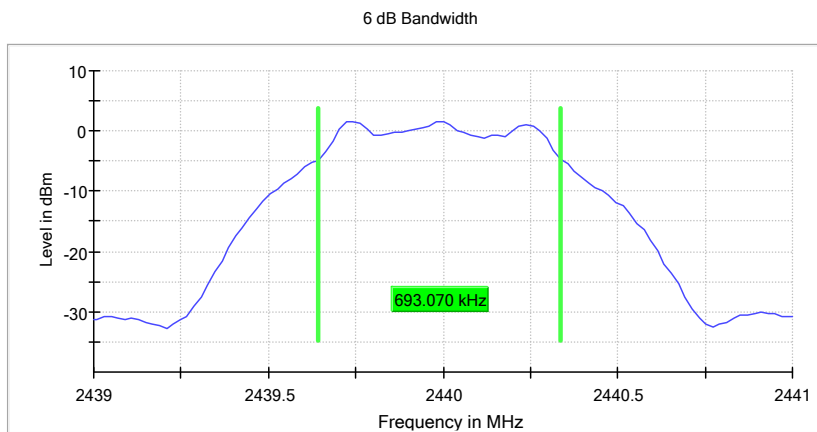
Test according to FCC title 47 part 15 §15.247(a), KDB 558074 D01 DTS Meas Guidance v04 and ANSI C63.10-2013

#### 6 dB Bandwidth

DUT Frequency (MHz)	Bandwidth (MHz)	Limit Min (MHz)	Limit Max (MHz)	Band Edge Left (MHz)	Band Edge Right (MHz)
2440.000000	0.693070	0.500000	---	2439.643564	2440.336634

(continuation of the "6 dB Bandwidth" table from column 6 ...)

DUT Frequency (MHz)	Max Level (dBm)	Result
2440.000000	1.7	PASS



#### Measurement

Setting	Instrument Value	Target Value
Start Frequency	2.43900 GHz	2.43900 GHz
Stop Frequency	2.44100 GHz	2.44100 GHz
Span	2.000 MHz	2.000 MHz
RBW	100.000 kHz	~ 100.000 kHz
VBW	300.000 kHz	~ 300.000 kHz
SweepPoints	101	~ 40
Sweeptime	18.938 µs	AUTO
Reference Level	0.000 dBm	0.000 dBm
Attenuation	20.000 dB	AUTO
Detector	MaxPeak	MaxPeak
SweepCount	100	100
Filter	3 dB	3 dB
Trace Mode	Max Hold	Max Hold
Sweeptype	FFT	AUTO
Preamp	off	off
Stablemode	Trace	Trace
Stablevalue	0.50 dB	0.50 dB
Run	8 / max. 150	max. 150
Stable	5 / 5	5
Max Stable Difference	0.00 dB	0.50 dB

**Minimum Emission Bandwidth 6 dB (2480 MHz; 10.000 dBm; 1 MHz)**

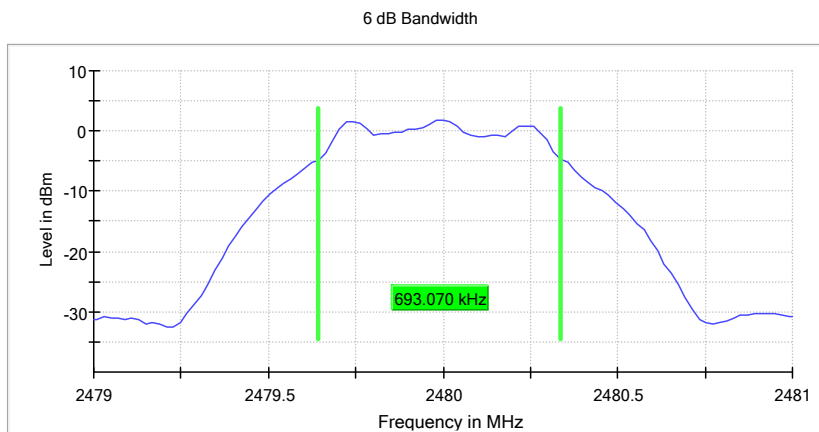
Test according to FCC title 47 part 15 §15.247(a), KDB 558074 D01 DTS Meas Guidance v04 and ANSI C63.10-2013

**6 dB Bandwidth**

DUT Frequency (MHz)	Bandwidth (MHz)	Limit Min (MHz)	Limit Max (MHz)	Band Edge Left (MHz)	Band Edge Right (MHz)
2480.000000	0.693070	0.500000	---	2479.643564	2480.336634

(continuation of the "6 dB Bandwidth" table from column 6 ...)

DUT Frequency (MHz)	Max Level (dBm)	Result
2480.000000	1.7	PASS



**Measurement**

Setting	Instrument Value	Target Value
Start Frequency	2.47900 GHz	2.47900 GHz
Stop Frequency	2.48100 GHz	2.48100 GHz
Span	2.000 MHz	2.000 MHz
RBW	100.000 kHz	~ 100.000 kHz
VBW	300.000 kHz	~ 300.000 kHz
SweepPoints	101	~ 40
Sweeptime	18.938 µs	AUTO
Reference Level	0.000 dBm	0.000 dBm
Attenuation	20.000 dB	AUTO
Detector	MaxPeak	MaxPeak
SweepCount	100	100
Filter	3 dB	3 dB
Trace Mode	Max Hold	Max Hold
Sweeptype	FFT	AUTO
Preamp	off	off
Stablemode	Trace	Trace
Stablevalue	0.50 dB	0.50 dB
Run	8 / max. 150	max. 150
Stable	5 / 5	5
Max Stable Difference	0.10 dB	0.50 dB



Bluetooth LE Mode, 2Mbps

**Minimum Emission Bandwidth 6 dB (2402 MHz; 10.000 dBm; 2 MHz)**

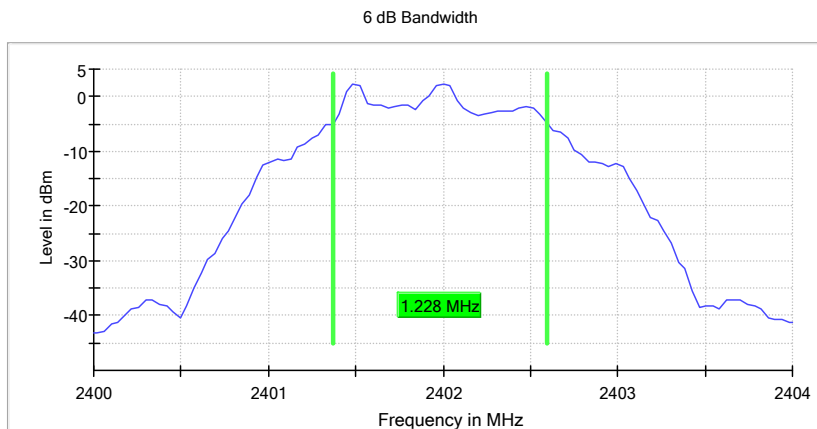
Test according to FCC title 47 part 15 §15.247(a), KDB 558074 D01 DTS Meas Guidance v04 and ANSI C63.10-2013

**6 dB Bandwidth**

DUT Frequency (MHz)	Bandwidth (MHz)	Limit Min (MHz)	Limit Max (MHz)	Band Edge Left (MHz)	Band Edge Right (MHz)
2402.000000	1.227722	0.500000	---	2401.366337	2402.594059

(continuation of the "6 dB Bandwidth" table from column 6 ...)

DUT Frequency (MHz)	Max Level (dBm)	Result
2402.000000	2.3	PASS



**Measurement**

Setting	Instrument Value	Target Value
Start Frequency	2.40000 GHz	2.40000 GHz
Stop Frequency	2.40400 GHz	2.40400 GHz
Span	4.000 MHz	4.000 MHz
RBW	100.000 kHz	~ 100.000 kHz
VBW	300.000 kHz	~ 300.000 kHz
SweepPoints	101	~ 80
Sweeptime	18.938 µs	AUTO
Reference Level	0.000 dBm	0.000 dBm
Attenuation	20.000 dB	AUTO
Detector	MaxPeak	MaxPeak
SweepCount	100	100
Filter	3 dB	3 dB
Trace Mode	Max Hold	Max Hold
Sweeptype	FFT	AUTO
Preamp	off	off
Stablemode	Trace	Trace
Stablevalue	0.50 dB	0.50 dB
Run	15 / max. 150	max. 150
Stable	5 / 5	5
Max Stable Difference	0.15 dB	0.50 dB

**Minimum Emission Bandwidth 6 dB (2440 MHz; 10.000 dBm; 2 MHz)**

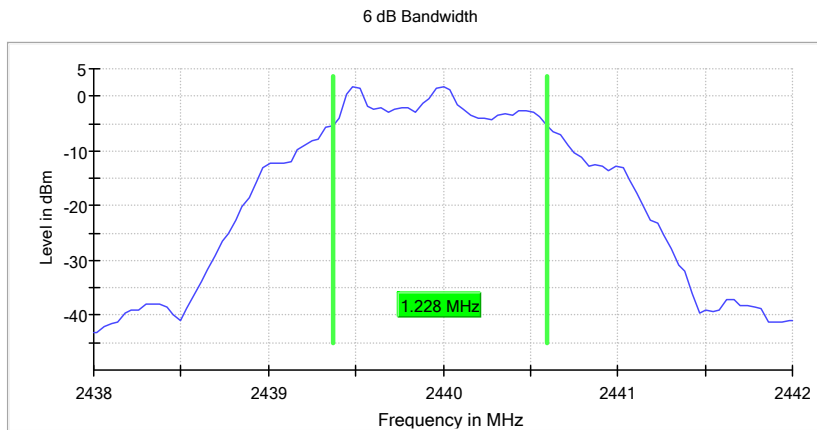
Test according to FCC title 47 part 15 §15.247(a), KDB 558074 D01 DTS Meas Guidance v04 and ANSI C63.10-2013

**6 dB Bandwidth**

DUT Frequency (MHz)	Bandwidth (MHz)	Limit Min (MHz)	Limit Max (MHz)	Band Edge Left (MHz)	Band Edge Right (MHz)
2440.000000	1.227722	0.500000	---	2439.366337	2440.594059

(continuation of the "6 dB Bandwidth" table from column 6 ...)

DUT Frequency (MHz)	Max Level (dBm)	Result
2440.000000	1.7	PASS



**Measurement**

Setting	Instrument Value	Target Value
Start Frequency	2.43800 GHz	2.43800 GHz
Stop Frequency	2.44200 GHz	2.44200 GHz
Span	4.000 MHz	4.000 MHz
RBW	100.000 kHz	~ 100.000 kHz
VBW	300.000 kHz	~ 300.000 kHz
SweepPoints	101	~ 80
SweepTime	18.938 µs	AUTO
Reference Level	0.000 dBm	0.000 dBm
Attenuation	20.000 dB	AUTO
Detector	MaxPeak	MaxPeak
SweepCount	100	100
Filter	3 dB	3 dB
Trace Mode	Max Hold	Max Hold
SweepType	FFT	AUTO
Preamp	off	off
Stablemode	Trace	Trace
Stablevalue	0.50 dB	0.50 dB
Run	10 / max. 150	max. 150
Stable	5 / 5	5
Max Stable Difference	0.24 dB	0.50 dB

### Minimum Emission Bandwidth 6 dB (2480 MHz; 10.000 dBm; 2 MHz)

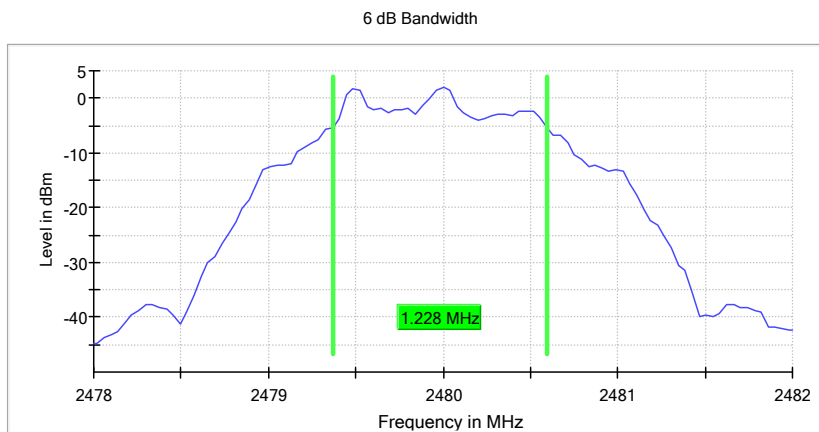
Test according to FCC title 47 part 15 §15.247(a), KDB 558074 D01 DTS Meas Guidance v04 and ANSI C63.10-2013

#### 6 dB Bandwidth

DUT Frequency (MHz)	Bandwidth (MHz)	Limit Min (MHz)	Limit Max (MHz)	Band Edge Left (MHz)	Band Edge Right (MHz)
2480.000000	1.227722	0.500000	---	2479.366337	2480.594059

(continuation of the "6 dB Bandwidth" table from column 6 ...)

DUT Frequency (MHz)	Max Level (dBm)	Result
2480.000000	1.9	PASS



#### Measurement

Setting	Instrument Value	Target Value
Start Frequency	2.47800 GHz	2.47800 GHz
Stop Frequency	2.48200 GHz	2.48200 GHz
Span	4.000 MHz	4.000 MHz
RBW	100.000 kHz	~ 100.000 kHz
VBW	300.000 kHz	~ 300.000 kHz
SweepPoints	101	~ 80
SweepTime	18.938 µs	AUTO
Reference Level	0.000 dBm	0.000 dBm
Attenuation	20.000 dB	AUTO
Detector	MaxPeak	MaxPeak
SweepCount	100	100
Filter	3 dB	3 dB
Trace Mode	Max Hold	Max Hold
SweepType	FFT	AUTO
Preamp	off	off
Stablemode	Trace	Trace
Stablevalue	0.50 dB	0.50 dB
Run	14 / max. 150	max. 150
Stable	5 / 5	5
Max Stable Difference	0.04 dB	0.50 dB

### Appendix C.3: Test Results of 99% Bandwidth

Bluetooth LE Mode, 1Mbps

#### Occupied Channel Bandwidth 99% (2402 MHz; 10.000 dBm; 1 MHz)

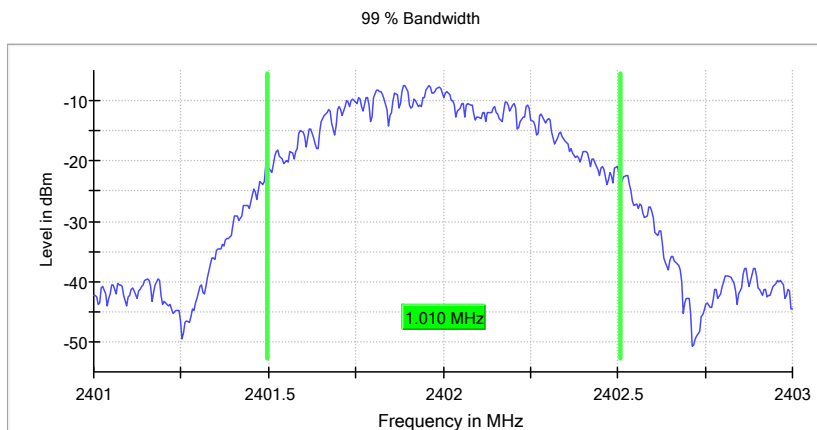
Test according to FCC title 47 part 15 §15.247(a), KDB 558074 D01 DTS Meas Guidance v04 and ANSI C63.10-2013

#### 99 % Bandwidth

DUT Frequency (MHz)	Bandwidth (MHz)	Limit Min (MHz)	Limit Max (MHz)	Band Edge Left (MHz)	Band Edge Right (MHz)
2402.000000	1.010000	---	---	2401.497500	2402.507500

(continuation of the "99 % Bandwidth" table from column 6 ...)

DUT Frequency (MHz)	Result
2402.000000	PASS



#### Measurement

Setting	Instrument Value	Target Value
Start Frequency	2.40100 GHz	2.40100 GHz
Stop Frequency	2.40300 GHz	2.40300 GHz
Span	2.000 MHz	2.000 MHz
RBW	10.000 kHz	>= 10.000 kHz
VBW	30.000 kHz	>= 30.000 kHz
SweepPoints	400	~ 400
Sweeptime	189.648 µs	AUTO
Reference Level	0.000 dBm	0.000 dBm
Attenuation	20.000 dB	AUTO
Detector	MaxPeak	MaxPeak
SweepCount	100	100
Filter	3 dB	3 dB
Trace Mode	Max Hold	Max Hold
Sweeptype	FFT	AUTO
Preamp	off	off
Stablemode	Trace	Trace
Stablevalue	0.30 dB	0.30 dB
Run	8 / max. 150	max. 150
Stable	3 / 3	3
Max Stable Difference	0.19 dB	0.30 dB

**Occupied Channel Bandwidth 99% (2440 MHz; 10.000 dBm; 1 MHz)**

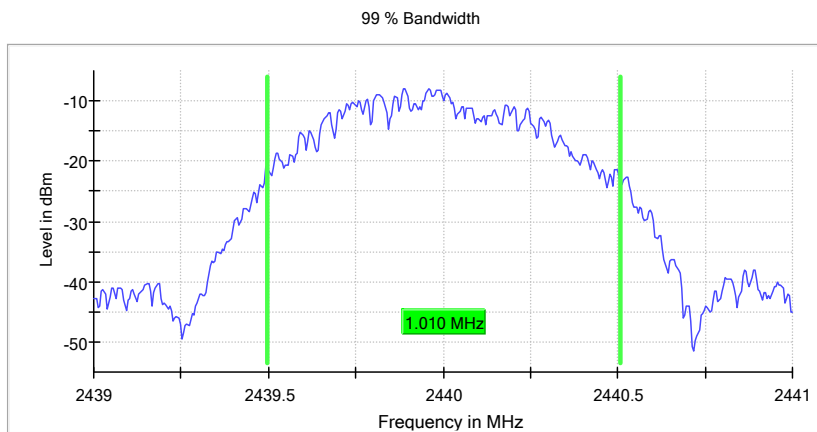
Test according to FCC title 47 part 15 §15.247(a), KDB 558074 D01 DTS Meas Guidance v04 and ANSI C63.10-2013

**99 % Bandwidth**

DUT Frequency (MHz)	Bandwidth (MHz)	Limit Min (MHz)	Limit Max (MHz)	Band Edge Left (MHz)	Band Edge Right (MHz)
2440.000000	1.010000	---	---	2439.497500	2440.507500

(continuation of the "99 % Bandwidth" table from column 6 ...)

DUT Frequency (MHz)	Result
2440.000000	PASS



**Measurement**

Setting	Instrument Value	Target Value
Start Frequency	2.43900 GHz	2.43900 GHz
Stop Frequency	2.44100 GHz	2.44100 GHz
Span	2.000 MHz	2.000 MHz
RBW	10.000 kHz	>= 10.000 kHz
VBW	30.000 kHz	>= 30.000 kHz
SweepPoints	400	~ 400
Sweeptime	189.648 µs	AUTO
Reference Level	0.000 dBm	0.000 dBm
Attenuation	20.000 dB	AUTO
Detector	MaxPeak	MaxPeak
SweepCount	100	100
Filter	3 dB	3 dB
Trace Mode	Max Hold	Max Hold
Sweeptype	FFT	AUTO
Preamp	off	off
Stablemode	Trace	Trace
Stablevalue	0.30 dB	0.30 dB
Run	5 / max. 150	max. 150
Stable	3 / 3	3
Max Stable Difference	0.18 dB	0.30 dB

**Occupied Channel Bandwidth 99% (2480 MHz; 10.000 dBm; 1 MHz)**

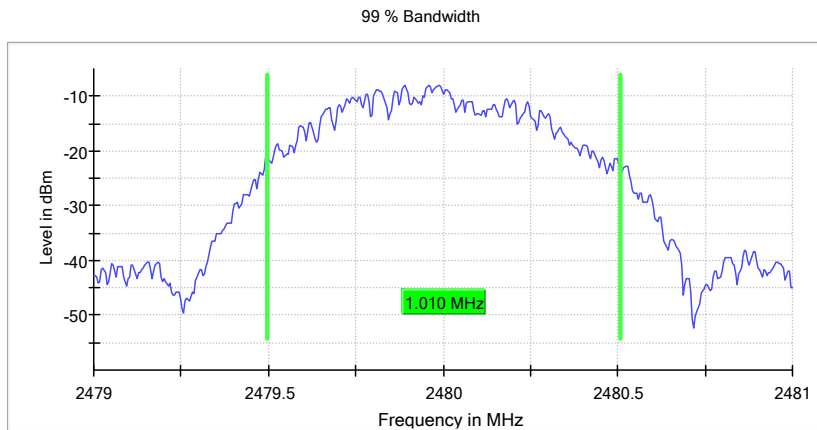
Test according to FCC title 47 part 15 §15.247(a), KDB 558074 D01 DTS Meas Guidance v04 and ANSI C63.10-2013

**99 % Bandwidth**

DUT Frequency (MHz)	Bandwidth (MHz)	Limit Min (MHz)	Limit Max (MHz)	Band Edge Left (MHz)	Band Edge Right (MHz)
2480.000000	1.010000	---	---	2479.497500	2480.507500

(continuation of the "99 % Bandwidth" table from column 6 ...)

DUT Frequency (MHz)	Result
2480.000000	PASS



**Measurement**

Setting	Instrument Value	Target Value
Start Frequency	2.47900 GHz	2.47900 GHz
Stop Frequency	2.48100 GHz	2.48100 GHz
Span	2.000 MHz	2.000 MHz
RBW	10.000 kHz	>= 10.000 kHz
VBW	30.000 kHz	>= 30.000 kHz
SweepPoints	400	~ 400
Sweeptime	189.648 µs	AUTO
Reference Level	0.000 dBm	0.000 dBm
Attenuation	20.000 dB	AUTO
Detector	MaxPeak	MaxPeak
SweepCount	100	100
Filter	3 dB	3 dB
Trace Mode	Max Hold	Max Hold
Sweeptype	FFT	AUTO
Preamp	off	off
Stablemode	Trace	Trace
Stablevalue	0.30 dB	0.30 dB
Run	5 / max. 150	max. 150
Stable	3 / 3	3
Max Stable Difference	0.21 dB	0.30 dB

Bluetooth LE Mode, 2Mbps

**Occupied Channel Bandwidth 99% (2402 MHz; 10.000 dBm; 2 MHz)**

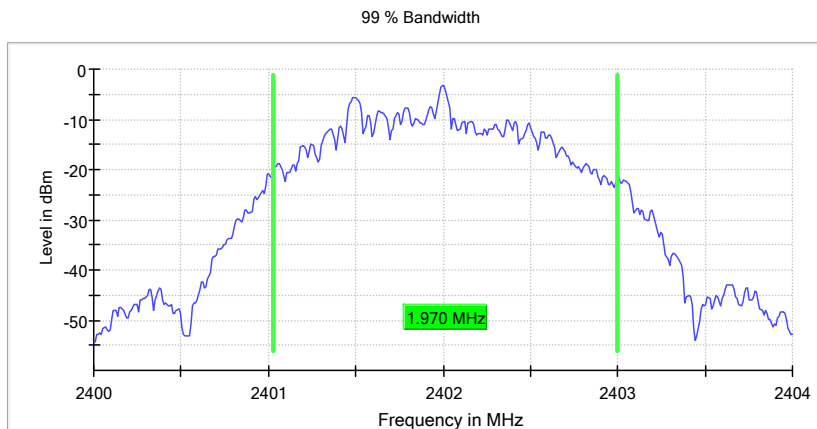
Test according to FCC title 47 part 15 §15.247(a), KDB 558074 D01 DTS Meas Guidance v04 and ANSI C63.10-2013

**99 % Bandwidth**

DUT Frequency (MHz)	Bandwidth (MHz)	Limit Min (MHz)	Limit Max (MHz)	Band Edge Left (MHz)	Band Edge Right (MHz)
2402.000000	1.970000	---	---	2401.025000	2402.995000

(continuation of the "99 % Bandwidth" table from column 6 ...)

DUT Frequency (MHz)	Result
2402.000000	PASS



**Measurement**

Setting	Instrument Value	Target Value
Start Frequency	2.40000 GHz	2.40000 GHz
Stop Frequency	2.40400 GHz	2.40400 GHz
Span	4.000 MHz	4.000 MHz
RBW	20.000 kHz	>= 20.000 kHz
VBW	100.000 kHz	>= 60.000 kHz
SweepPoints	400	~ 400
Sweeptime	94.824 µs	AUTO
Reference Level	0.000 dBm	0.000 dBm
Attenuation	20.000 dB	AUTO
Detector	MaxPeak	MaxPeak
SweepCount	100	100
Filter	3 dB	3 dB
Trace Mode	Max Hold	Max Hold
Sweeptype	FFT	AUTO
Preamp	off	off
Stablemode	Trace	Trace
Stablevalue	0.30 dB	0.30 dB
Run	6 / max. 150	max. 150
Stable	3 / 3	3
Max Stable Difference	0.27 dB	0.30 dB

**Occupied Channel Bandwidth 99% (2440 MHz; 10.000 dBm; 2 MHz)**

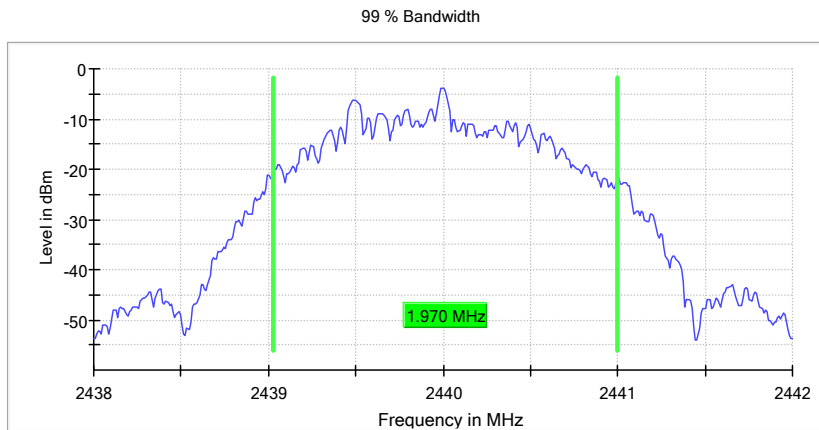
Test according to FCC title 47 part 15 §15.247(a), KDB 558074 D01 DTS Meas Guidance v04 and ANSI C63.10-2013

**99 % Bandwidth**

DUT Frequency (MHz)	Bandwidth (MHz)	Limit Min (MHz)	Limit Max (MHz)	Band Edge Left (MHz)	Band Edge Right (MHz)
2440.000000	1.970000	---	---	2439.025000	2440.995000

(continuation of the "99 % Bandwidth" table from column 6 ...)

DUT Frequency (MHz)	Result
2440.000000	PASS



**Measurement**

Setting	Instrument Value	Target Value
Start Frequency	2.43800 GHz	2.43800 GHz
Stop Frequency	2.44200 GHz	2.44200 GHz
Span	4.000 MHz	4.000 MHz
RBW	20.000 kHz	>= 20.000 kHz
VBW	100.000 kHz	>= 60.000 kHz
SweepPoints	400	~ 400
Sweeptime	94.824 µs	AUTO
Reference Level	0.000 dBm	0.000 dBm
Attenuation	20.000 dB	AUTO
Detector	MaxPeak	MaxPeak
SweepCount	100	100
Filter	3 dB	3 dB
Trace Mode	Max Hold	Max Hold
Sweeptype	FFT	AUTO
Preamp	off	off
Stablemode	Trace	Trace
Stablevalue	0.30 dB	0.30 dB
Run	5 / max. 150	max. 150
Stable	3 / 3	3
Max Stable Difference	0.18 dB	0.30 dB



**Occupied Channel Bandwidth 99% (2480 MHz; 10.000 dBm; 2 MHz)**

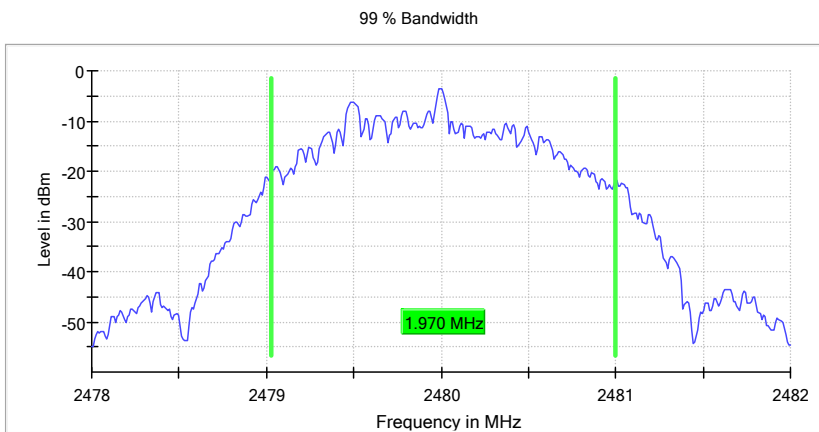
Test according to FCC title 47 part 15 §15.247(a), KDB 558074 D01 DTS Meas Guidance v04 and ANSI C63.10-2013

**99 % Bandwidth**

DUT Frequency (MHz)	Bandwidth (MHz)	Limit Min (MHz)	Limit Max (MHz)	Band Edge Left (MHz)	Band Edge Right (MHz)
2480.000000	1.970000	---	---	2479.025000	2480.995000

(continuation of the "99 % Bandwidth" table from column 6 ...)

DUT Frequency (MHz)	Result
2480.000000	PASS



**Measurement**

Setting	Instrument Value	Target Value
Start Frequency	2.47800 GHz	2.47800 GHz
Stop Frequency	2.48200 GHz	2.48200 GHz
Span	4.000 MHz	4.000 MHz
RBW	20.000 kHz	>= 20.000 kHz
VBW	100.000 kHz	>= 60.000 kHz
SweepPoints	400	~ 400
Sweeptime	94.824 µs	AUTO
Reference Level	0.000 dBm	0.000 dBm
Attenuation	20.000 dB	AUTO
Detector	MaxPeak	MaxPeak
SweepCount	100	100
Filter	3 dB	3 dB
Trace Mode	Max Hold	Max Hold
SweepType	FFT	AUTO
Preamp	off	off
Stablemode	Trace	Trace
Stablevalue	0.30 dB	0.30 dB
Run	7 / max. 150	max. 150
Stable	3 / 3	3
Max Stable Difference	0.17 dB	0.30 dB

**Appendix C.4: Test Results of Frequency stability**

Test Channel (MHz)	2402
--------------------	------

**Test result of frequency tolerance of voltage variation**

Voltage	Test result (MHz)	Deviation Frequency (KHz)	Test result (ppm)	Limit (ppm)
DC 3.465V	2401.990	10	4.1632	10
DC 3.85V	2401.989	11	4.5795	
DC 4.235V	2401.987	13	5.4122	

**Test result of frequency tolerance of temperature variation**

Temperature (°C)	Test result (MHz)	Deviation Frequency (KHz)	Test result (ppm)	Limit (ppm)
-30	2401.995	5	2.0816	10
-20	2401.992	8	3.3306	
-10	2401.997	3	1.2490	
0	2401.994	6	2.4979	
10	2401.989	11	4.5795	
20	2401.991	9	3.7469	
30	2401.988	12	4.9958	
40	2401.986	14	5.8285	
50	2401.985	15	6.2448	
55	2401.990	10	4.1632	

Test Channel (MHz)	2440
--------------------	------

**Test result of frequency tolerance of voltage variation**

Voltage	Test result (MHz)	Deviation Frequency (KHz)	Test result (ppm)	Limit (ppm)
DC 3.465V	2439.994	6	2.4590	10
DC 3.85V	2439.986	14	5.7377	
DC 4.235V	2439.989	11	4.5082	

**Test result of frequency tolerance of temperature variation**

Temperature (°C)	Test result (MHz)	Deviation Frequency (KHz)	Test result (ppm)	Limit (ppm)
-30	2439.990	10	4.0984	10
-20	2439.993	7	2.8689	
-10	2439.996	4	1.6393	
0	2439.998	2	0.8197	
10	2439.995	5	2.0492	
20	2439.986	14	5.7377	
30	2439.988	12	4.9180	
40	2439.989	11	4.5082	
50	2439.991	9	3.6885	
55	2439.997	3	1.2295	

Test Channel (MHz)	2480
--------------------	------

**Test result of frequency tolerance of voltage variation**

Voltage	Test result (MHz)	Deviation Frequency (KHz)	Test result (ppm)	Limit (ppm)
DC 3.465V	2479.986	14	5.6452	10
DC 3.85V	2479.987	13	5.2419	
DC 4.235V	2479.992	8	3.2258	

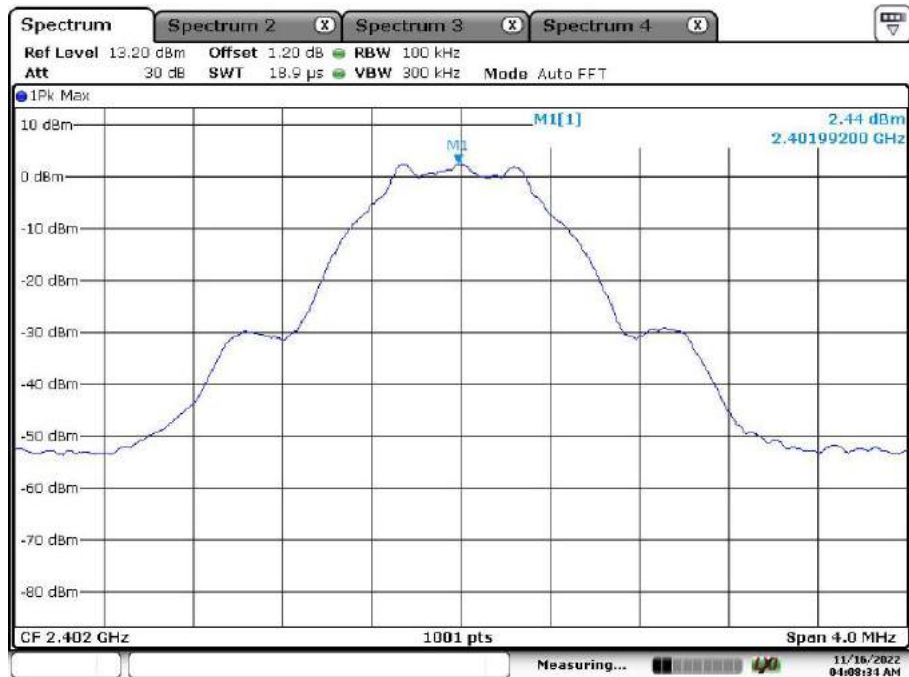
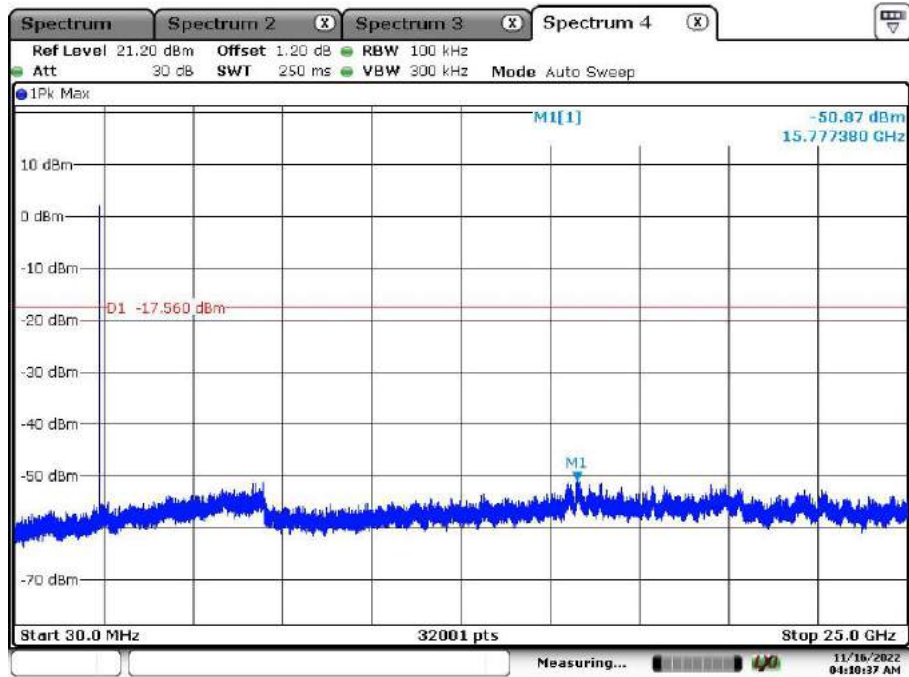
**Test result of frequency tolerance of temperature variation**

Temperature (°C)	Test result (MHz)	Deviation Frequency (KHz)	Test result (ppm)	Limit (ppm)
-30	2479.994	6	2.4194	10
-20	2479.989	11	4.4355	
-10	2479.990	10	4.0323	
0	2479.995	5	2.0161	
10	2479.997	3	1.2097	
20	2479.988	12	4.8387	
30	2479.986	14	5.6452	
40	2479.991	9	3.6290	
50	2479.993	7	2.8226	
55	2479.996	4	1.6129	

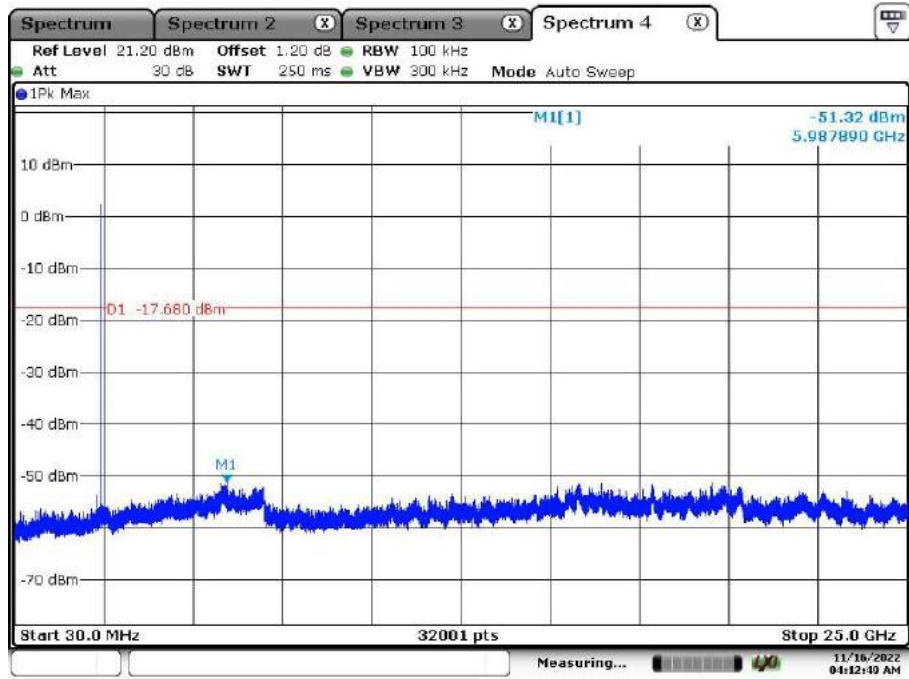
### Appendix C.5: Test Results of Conducted Spurious Emissions Measured in 100 kHz Bandwidth

Bluetooth LE Mode, 1Mbps

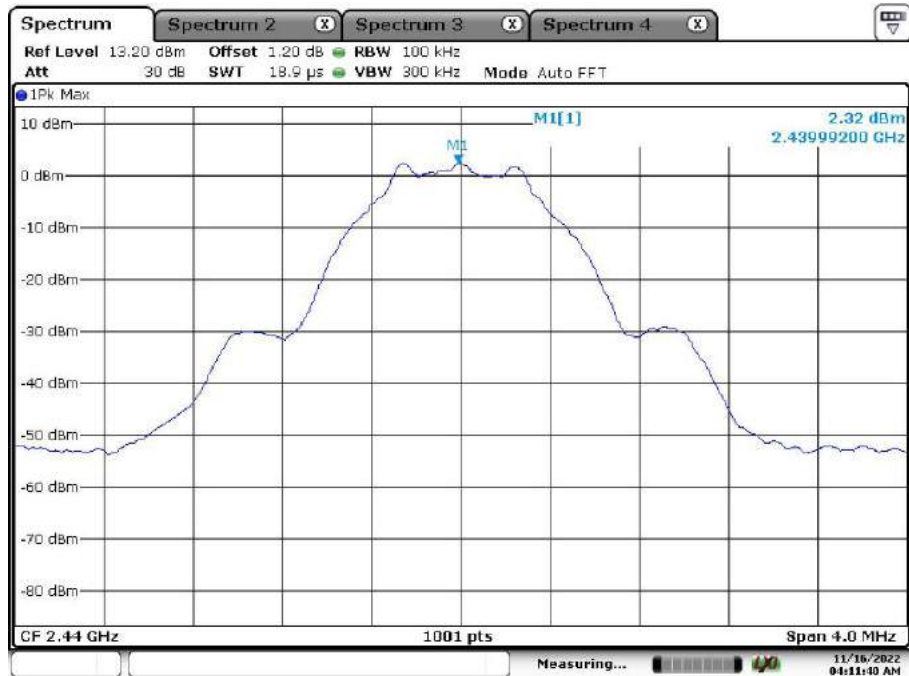
Low Channel:



Middle Channel:

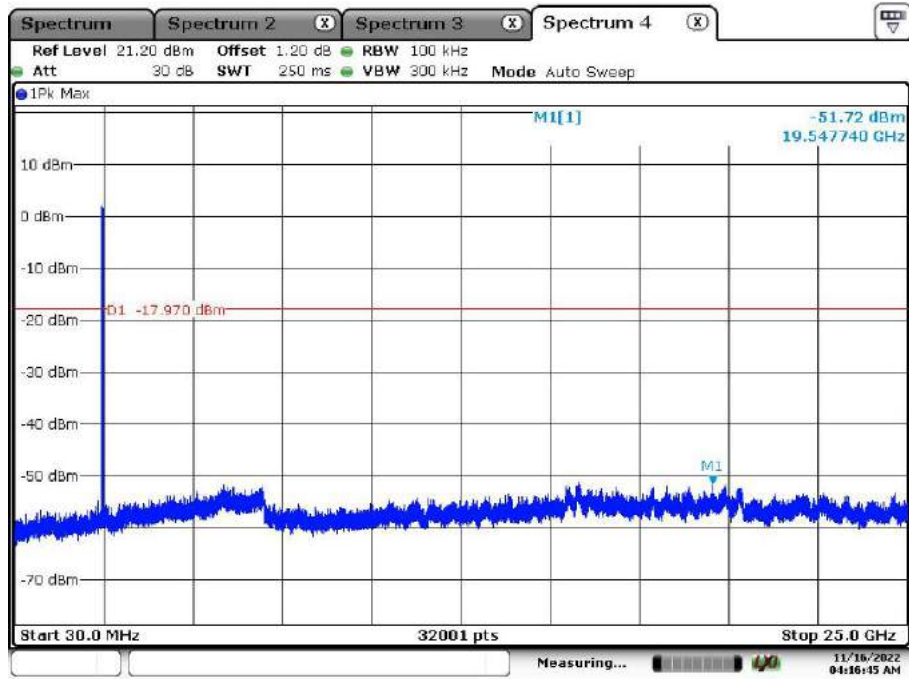


Date: 16.NOV.2022 04:12:09

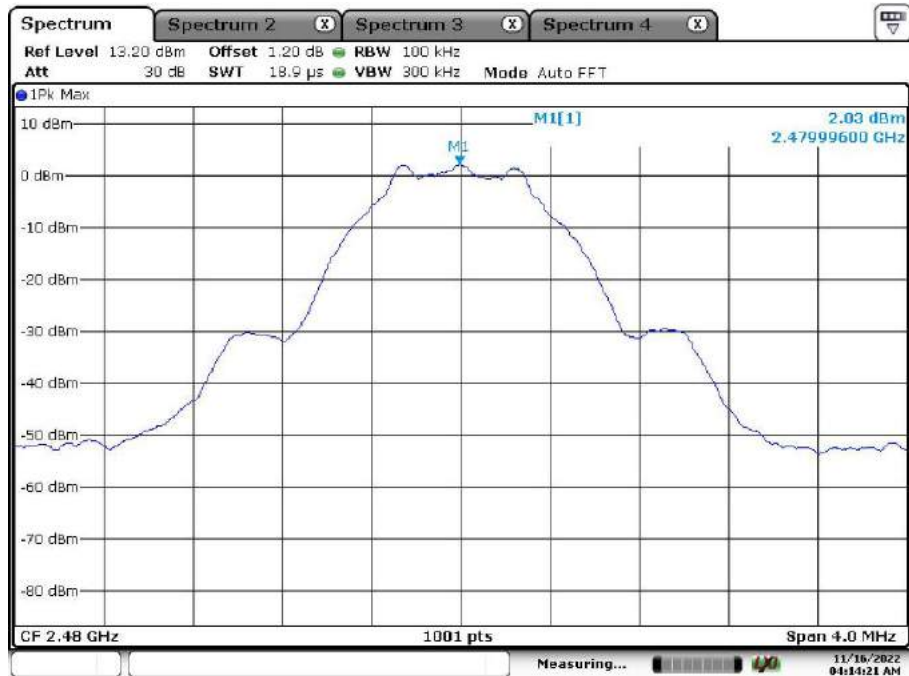


Date: 16.NOV.2022 04:11:40

High Channel:

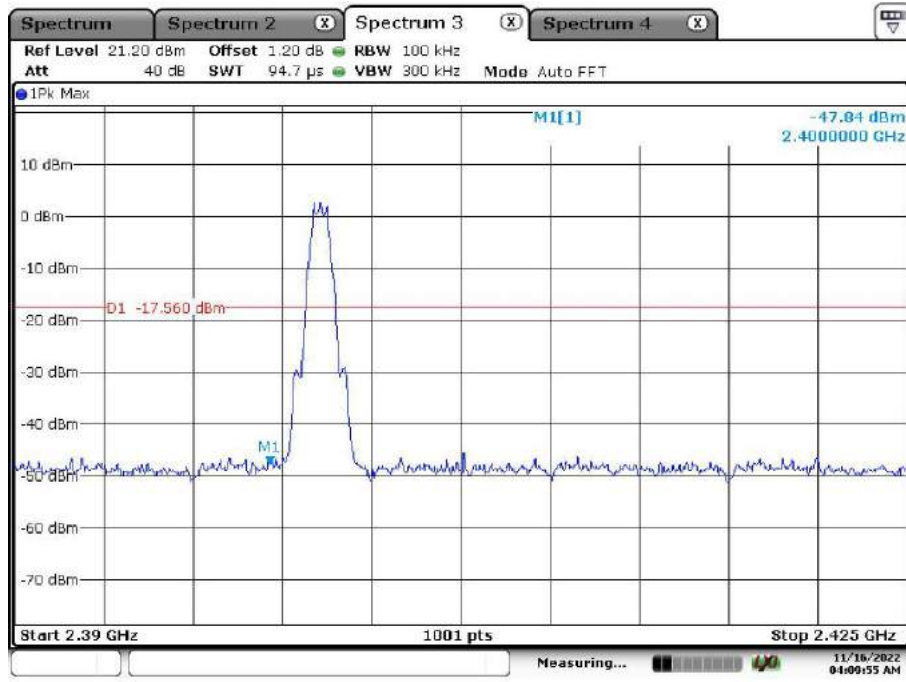


Date: 16.NOV.2022 04:16:45



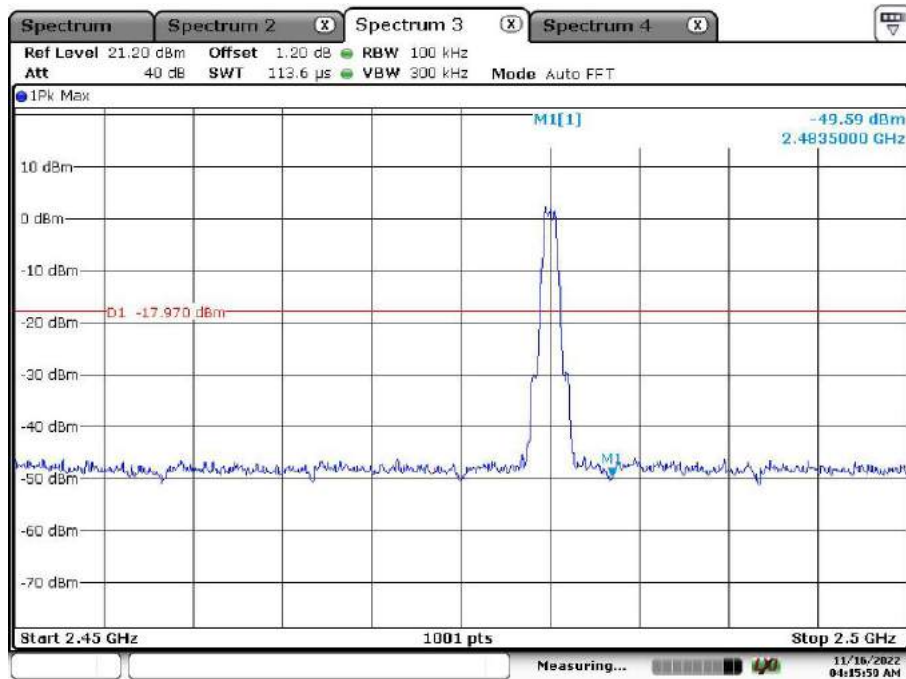
Date: 16.NOV.2022 04:14:21

Band Edge, Low Channel:



Date: 16.NOV.2022 04:09:55

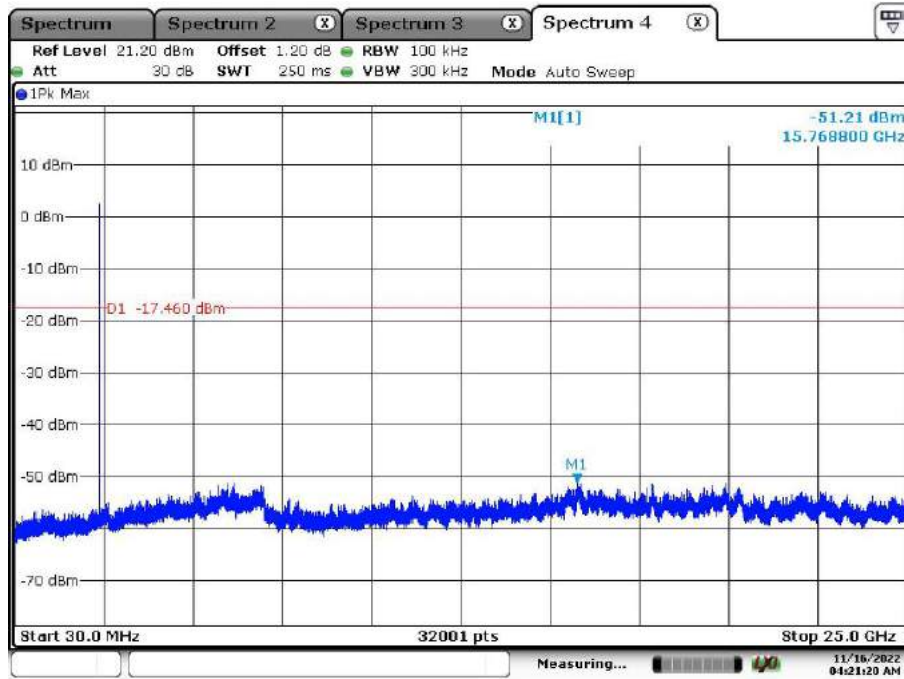
Band Edge, High Channel:



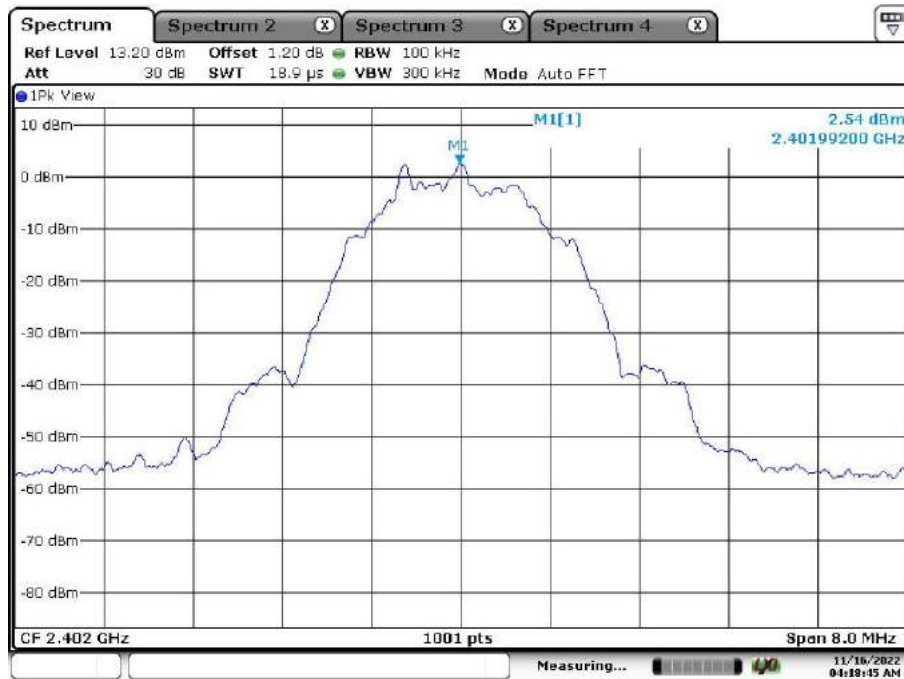
Date: 16.NOV.2022 04:15:59

Bluetooth LE Mode, 2Mbps

Low Channel:



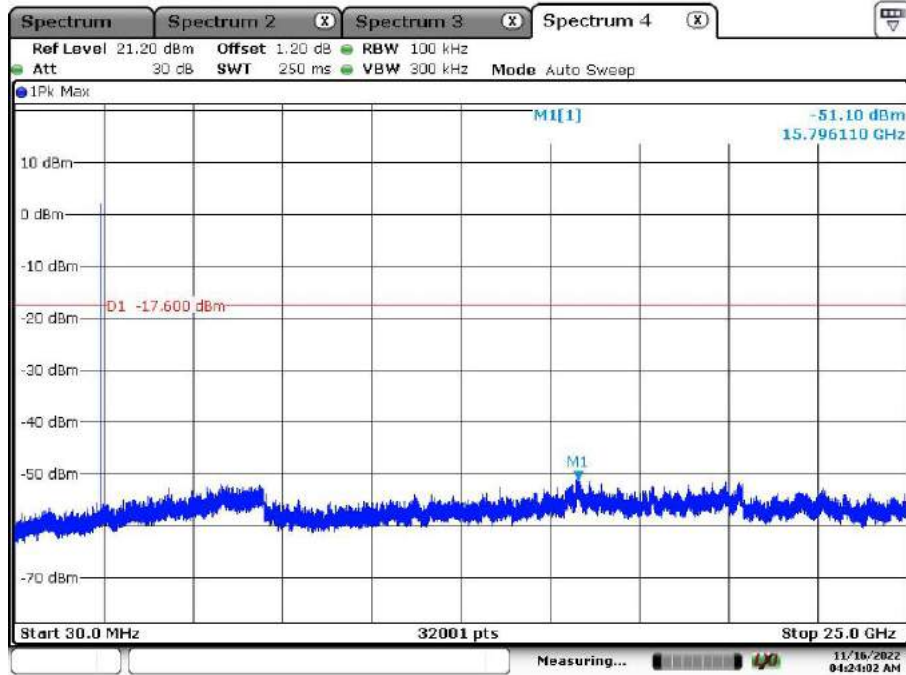
Date: 16.NOV.2022 04:21:20



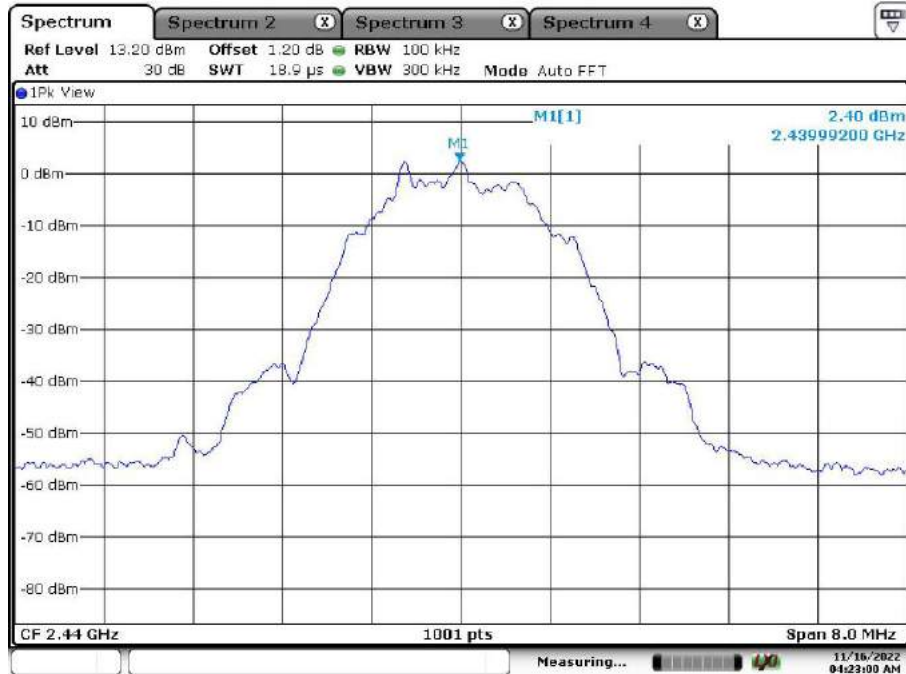
Date: 16.NOV.2022 04:18:45



Middle Channel:

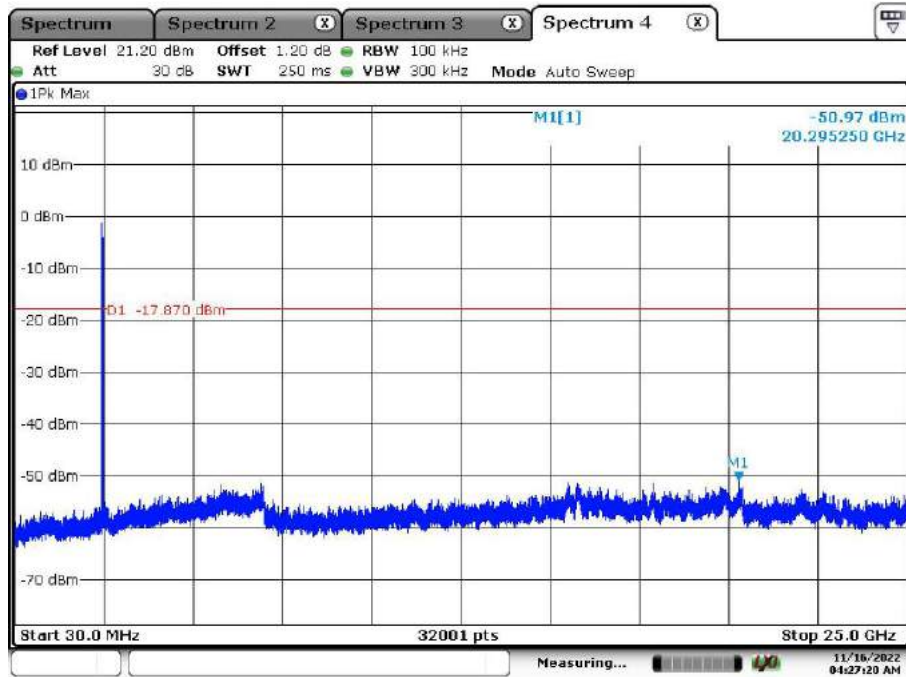


Date: 16.NOV.2022 04:24:02



Date: 16.NOV.2022 04:23:00

High Channel:

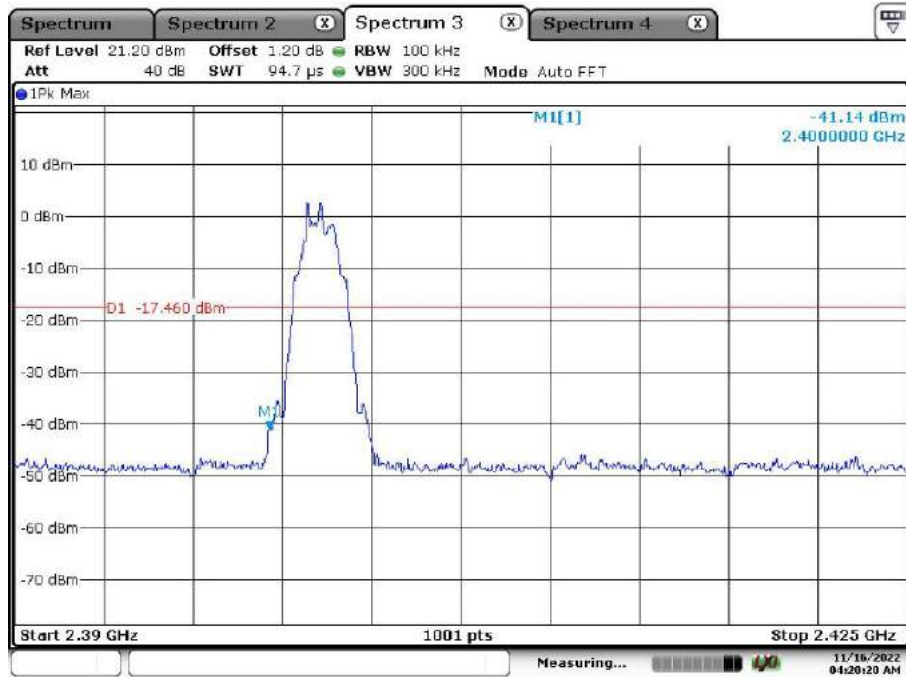


Date: 16.NOV.2022 04:27:20

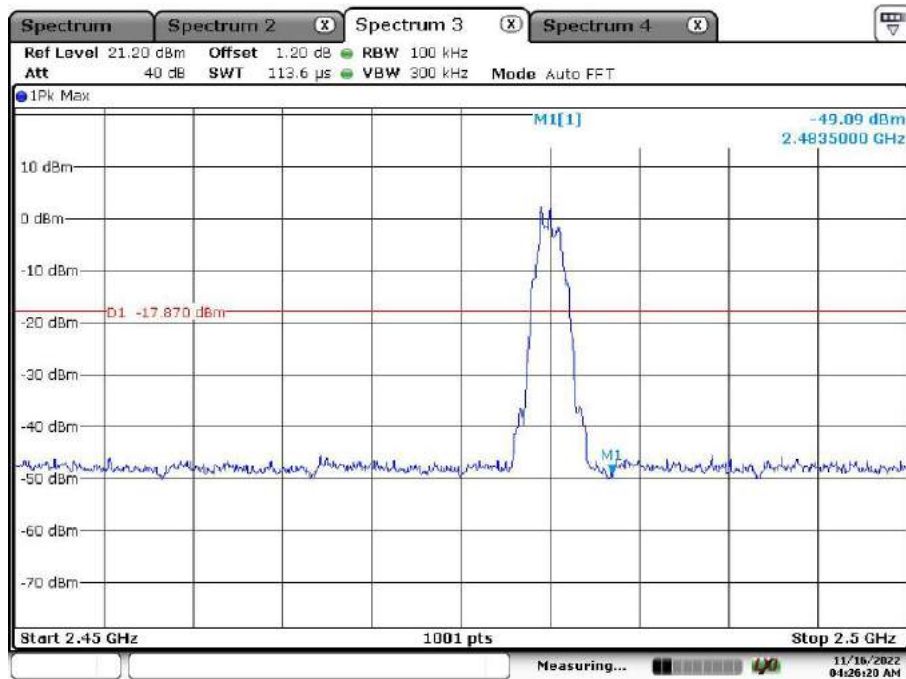


Date: 16.NOV.2022 04:25:16

Band Edge, Low Channel:



Band Edge, High Channel:



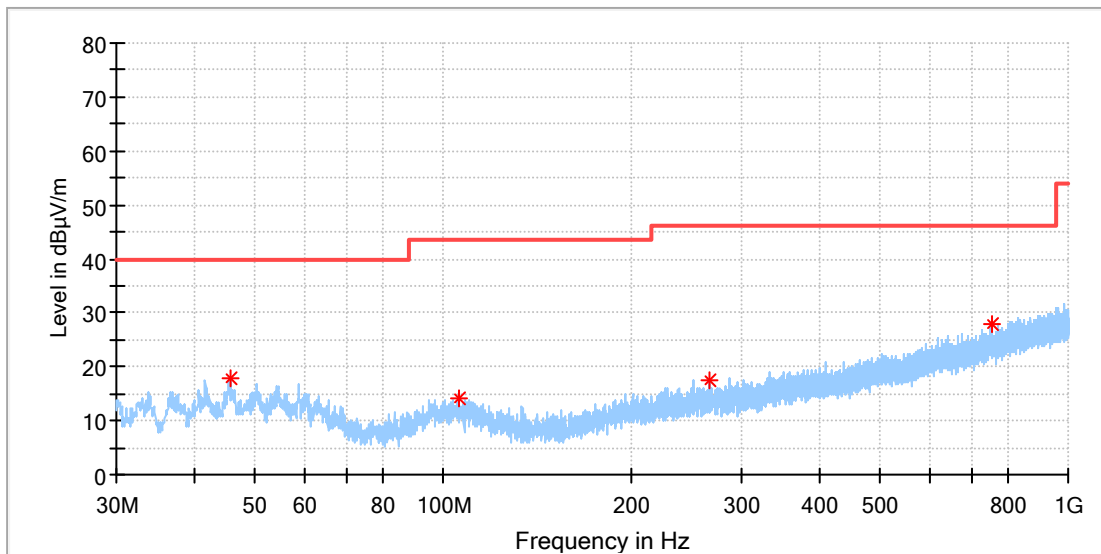
### Appendix C.6: Test Results of Radiated Spurious Emissions

Note:

- 1) This testing was carried out on different modulations, but only the worst case was presented in this report.
  - 2) Testing was carried out within frequency range 9kHz to the tenth harmonics. The measurement results below 30MHz and 18GHz - 26.5GHz were greater than 20dB below the limit, so only the radiated spurious emissions from 30MHz to 18GHz were reported.
- 30 MHz to 1GHz

### EUT Information

EUT Name:	BLUETOOTH HEADSET
Model:	TUNE BEAM
Test Mode:	BLE 1M_Mid channel
Order No/Sample No:	168397656/A003363304-002
Test Voltage:	Battery
Remark:	Temp 23 Humi:58%
Test Standard:	FCC 15.247
Tested By:	Kei Zhang
Reviewed By:	Terry Yin

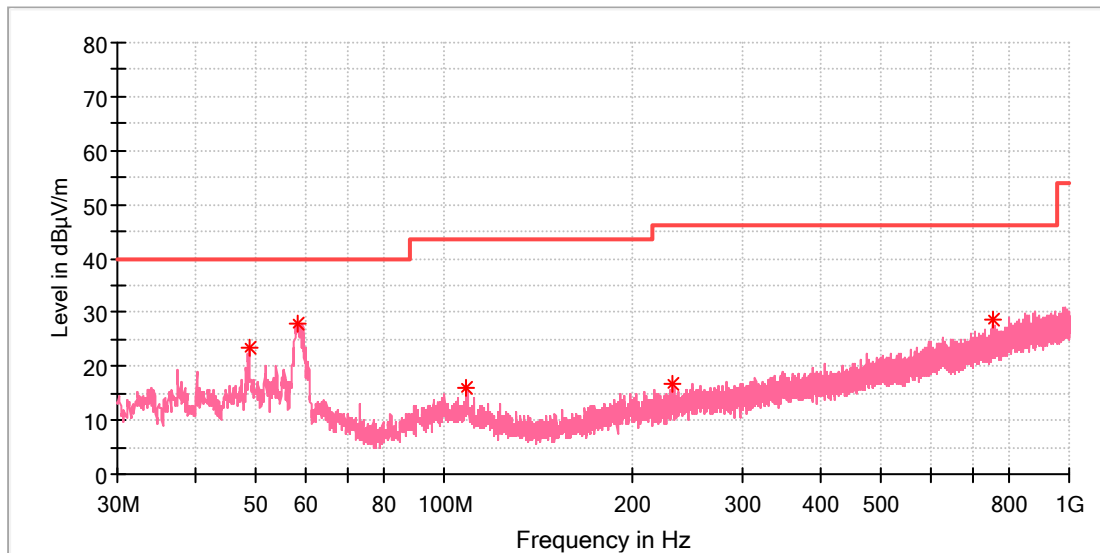


### Critical Freqs

Frequency (MHz)	MaxPeak (dBµV/m)	Limit (dBµV/m)	Margin (dB)	Height (cm)	Pol	Azimuth (deg)	Corr. (dB/m)
45.714000	17.82	40.00	22.18	100.0	H	209.0	-18.7
105.708500	14.24	43.50	29.26	100.0	H	125.0	-18.8
266.922500	17.36	46.00	28.64	100.0	H	113.0	-17.0
757.936500	27.79	46.00	18.21	100.0	H	228.0	-7.0

## EUT Information

EUT Name:	BLUETOOTH HEADSET
Model:	TUNE BEAM
Test Mode:	BLE 1M_Mid channel
Order No/Sample No:	168397656/A003363304-002
Test Voltage:	Battery
Remark:	Temp 23 Humi:58%
Test Standard:	FCC 15.247
Tested By:	Kei Zhang
Reviewed By:	Terry Yin



## Critical Freqs

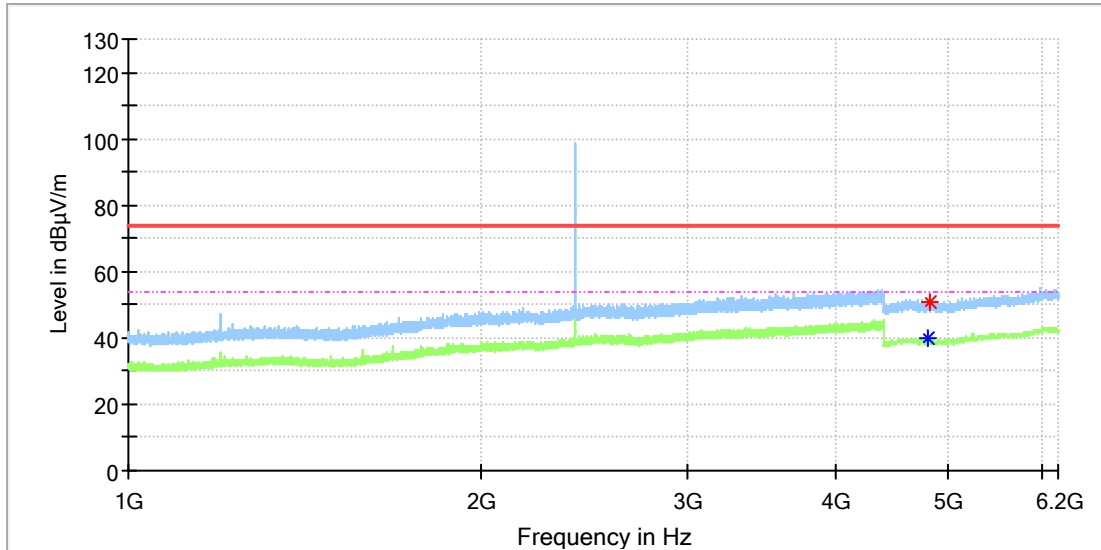
Frequency (MHz)	MaxPeak (dBµV/m)	Limit (dBµV/m)	Margin (dB)	Height (cm)	Pol	Azimuth (deg)	Corr. (dB/m)
48.721000	23.37	40.00	16.63	100.0	V	147.0	-18.4
58.178500	27.95	40.00	12.05	100.0	V	224.0	-18.8
108.521500	16.02	43.50	27.48	100.0	V	198.0	-19.0
232.584500	16.83	46.00	29.17	100.0	V	123.0	-17.9
752.650000	28.47	46.00	17.53	100.0	V	31.0	-7.1

1GHz-18GHz

Note: The highest waveform in the figure is Bluetooth Fundamental.

### EUT Information

EUT Name:	BLUETOOTH HEADSET
Model:	TUNE BEAM
Test Mode:	BLE 1M_Low channel
Order No/Sample No:	168397656/A003363304-002
Test Voltage:	Battery
Remark:	Temp 23 Humi:58%
Test Standard:	FCC 15.247
Tested By:	Kei Zhang
Reviewed By:	Terry Yin

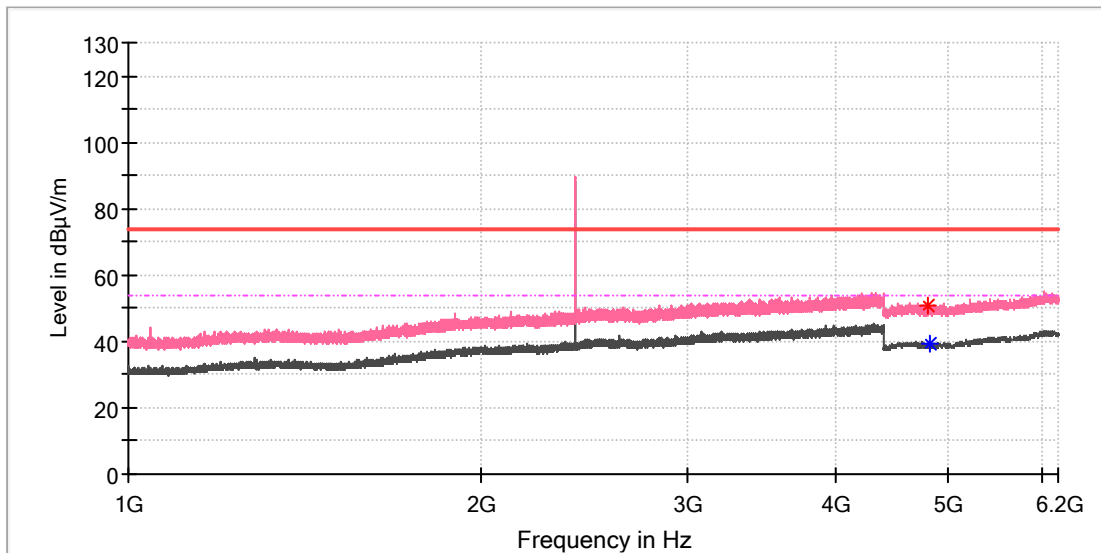


### Critical\_Freqs

Frequency (MHz)	MaxPeak (dBµV/m)	Average (dBµV/m)	Limit (dBµV/m)	Margin (dB)	Height (cm)	Pol	Azimuth (deg)	Corr. (dB/m)
4803.500000	---	40.14	54.00	13.86	100.0	H	333.0	11.8
4819.000000	50.78	---	74.00	23.22	100.0	H	333.0	11.8

### EUT Information

EUT Name: BLUETOOTH HEADSET  
 Model: TUNE BEAM  
 Test Mode: BLE 1M\_Low channel  
 Order No/Sample No: 168397656/A003363304-002  
 Test Voltage: Battery  
 Remark: Temp 23 Humi:58%  
 Test Standard: FCC 15.247  
 Tested By: Kei Zhang  
 Reviewed By: Terry Yin

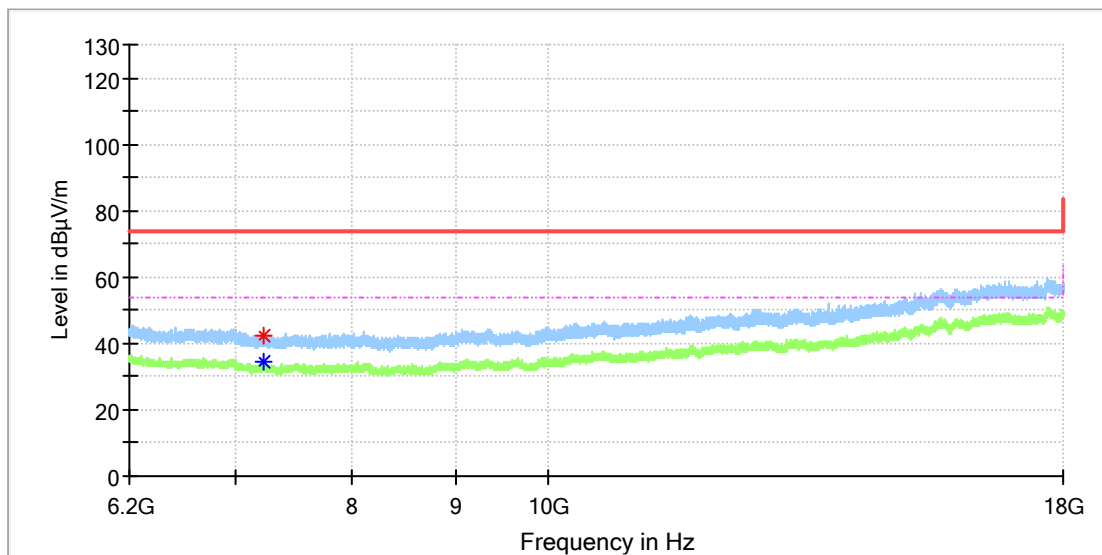


### Critical Freqs

Frequency (MHz)	MaxPeak (dBµV/m)	Average (dBµV/m)	Limit (dBµV/m)	Margin (dB)	Height (cm)	Pol	Azimuth (deg)	Corr. (dB/m)
4803.500000	50.89	---	74.00	23.11	100.0	V	356.0	11.8
4817.500000	---	39.21	54.00	14.79	100.0	V	349.0	11.8

### EUT Information

EUT Name:	BLUETOOTH HEADSET
Model:	TUNE BEAM
Test Mode:	BLE 1M_Low channel
Order No/Sample No:	168397656/A003363304-002
Test Voltage:	Battery
Remark:	Temp 23 Humi:58%
Test Standard:	FCC 15.247
Tested By:	Kei Zhang
Reviewed By:	Terry Yin



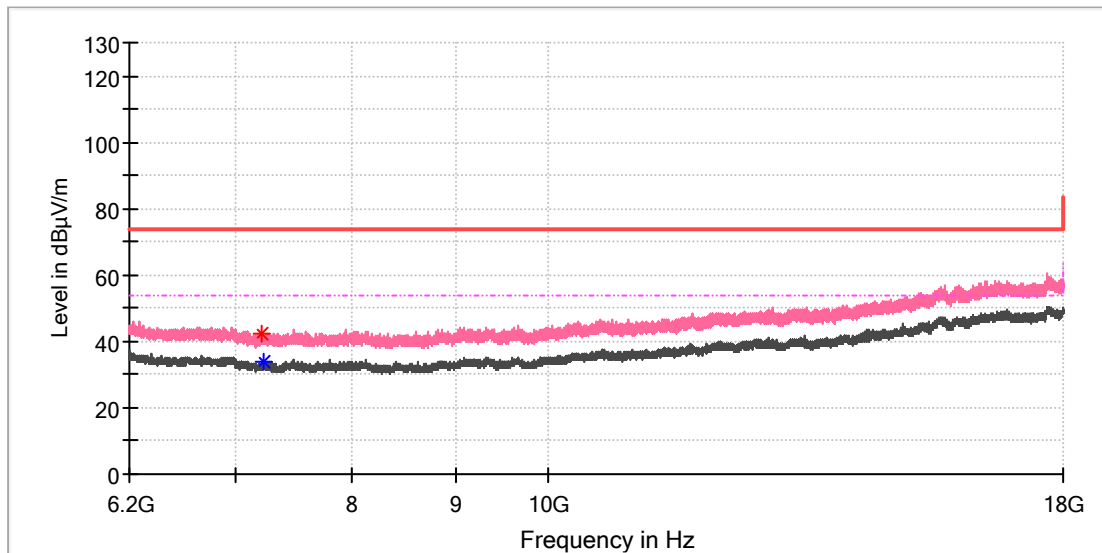
### Critical Freqs

Frequency (MHz)	MaxPeak (dBµV/m)	Average (dBµV/m)	Limit (dBµV/m)	Margin (dB)	Height (cm)	Pol	Azimuth (deg)	Corr. (dB/m)
7225.125000	42.58	---	74.00	31.42	100.0	H	138.0	8.7
7227.583333	---	34.65	54.00	19.35	100.0	H	289.0	8.7



### EUT Information

EUT Name:	BLUETOOTH HEADSET
Model:	TUNE BEAM
Test Mode:	BLE 1M_Low channel
Order No/Sample No:	168397656/A003363304-002
Test Voltage:	Battery
Remark:	Temp 23 Humi:58%
Test Standard:	FCC 15.247
Tested By:	Kei Zhang
Reviewed By:	Terry Yin

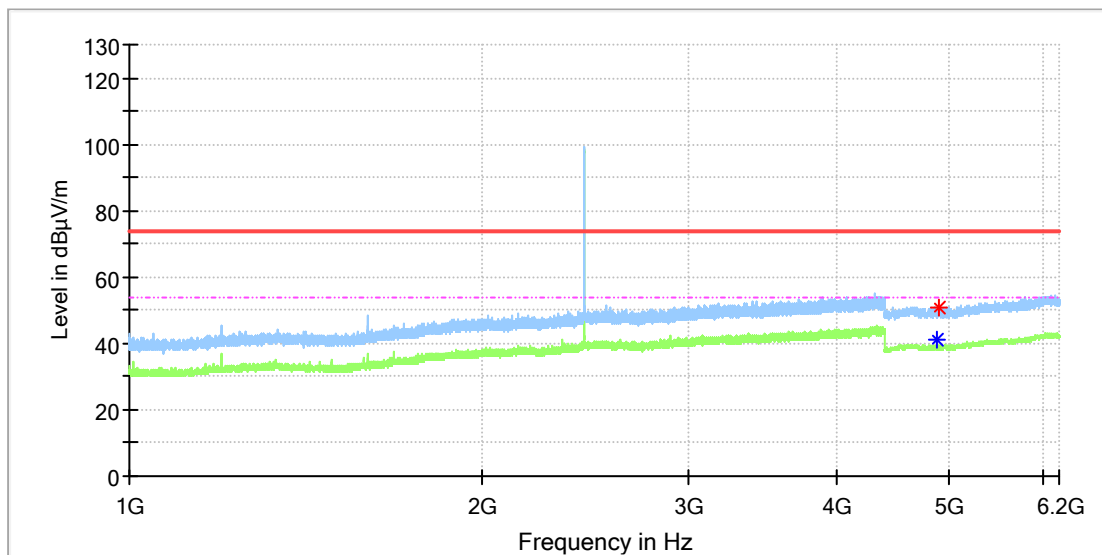


### Critical Freqs

Frequency (MHz)	MaxPeak (dBµV/m)	Average (dBµV/m)	Limit (dBµV/m)	Margin (dB)	Height (cm)	Pol	Azimuth (deg)	Corr. (dB/m)
7206.441667	42.41	---	74.00	31.59	100.0	V	319.0	8.8
7224.141667	---	33.85	54.00	20.15	100.0	V	342.0	8.7

### EUT Information

EUT Name: BLUETOOTH HEADSET  
 Model: TUNE BEAM  
 Test Mode: BLE 1M\_Mid channel  
 Order No/Sample No: 168397656/A003363304-002  
 Test Voltage: Battery  
 Remark: Temp 23 Humi:58%  
 Test Standard: FCC 15.247  
 Tested By: Kei Zhang  
 Reviewed By: Terry Yin

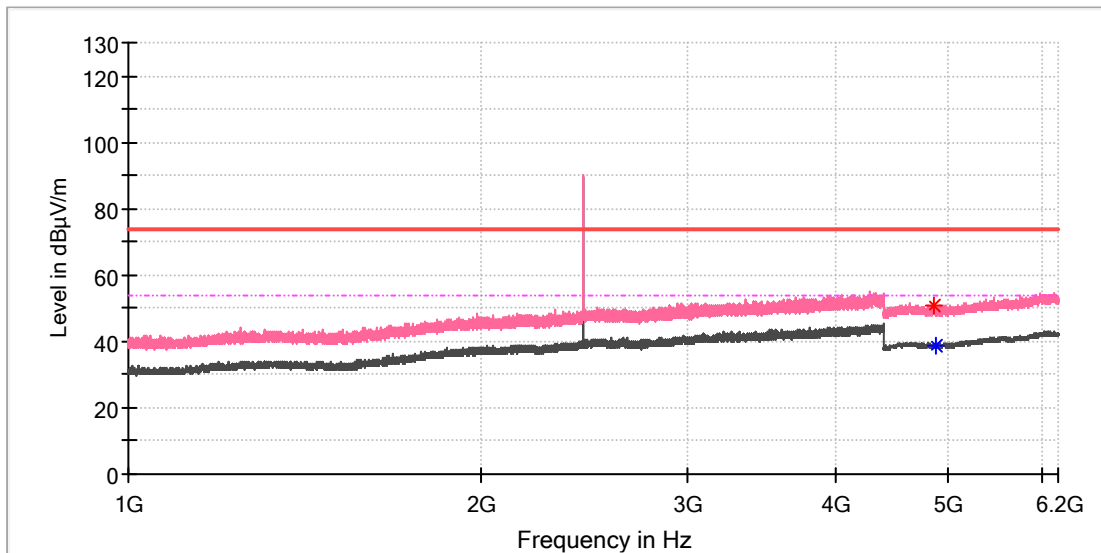


### Critical Freqs

Frequency (MHz)	MaxPeak (dBµV/m)	Average (dBµV/m)	Limit (dBµV/m)	Margin (dB)	Height (cm)	Pol	Azimuth (deg)	Corr. (dB/m)
4880.000000	---	41.34	54.00	12.66	100.0	H	332.0	11.8
4893.500000	50.73	---	74.00	23.27	100.0	H	332.0	11.8

### EUT Information

EUT Name:	BLUETOOTH HEADSET
Model:	TUNE BEAM
Test Mode:	BLE 1M_Mid channel
Order No/Sample No:	168397656/A003363304-002
Test Voltage:	Battery
Remark:	Temp 23 Humi:58%
Test Standard:	FCC 15.247
Tested By:	Kei Zhang
Reviewed By:	Terry Yin

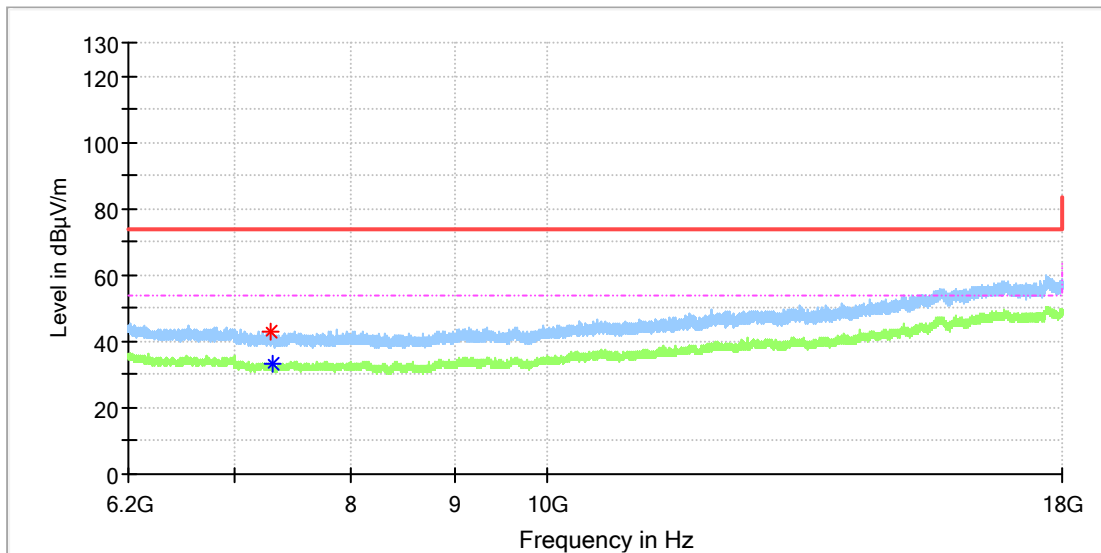


### Critical Freqs

Frequency (MHz)	MaxPeak (dBµV/m)	Average (dBµV/m)	Limit (dBµV/m)	Margin (dB)	Height (cm)	Pol	Azimuth (deg)	Corr. (dB/m)
4863.500000	51.00	---	74.00	23.00	100.0	V	311.0	11.8
4877.000000	---	38.93	54.00	15.07	100.0	V	295.0	11.8

### EUT Information

EUT Name:	BLUETOOTH HEADSET
Model:	TUNE BEAM
Test Mode:	BLE 1M_Mid channel
Order No/Sample No:	168397656/A003363304-002
Test Voltage:	Battery
Remark:	Temp 23 Humi:58%
Test Standard:	FCC 15.247
Tested By:	Kei Zhang
Reviewed By:	Terry Yin

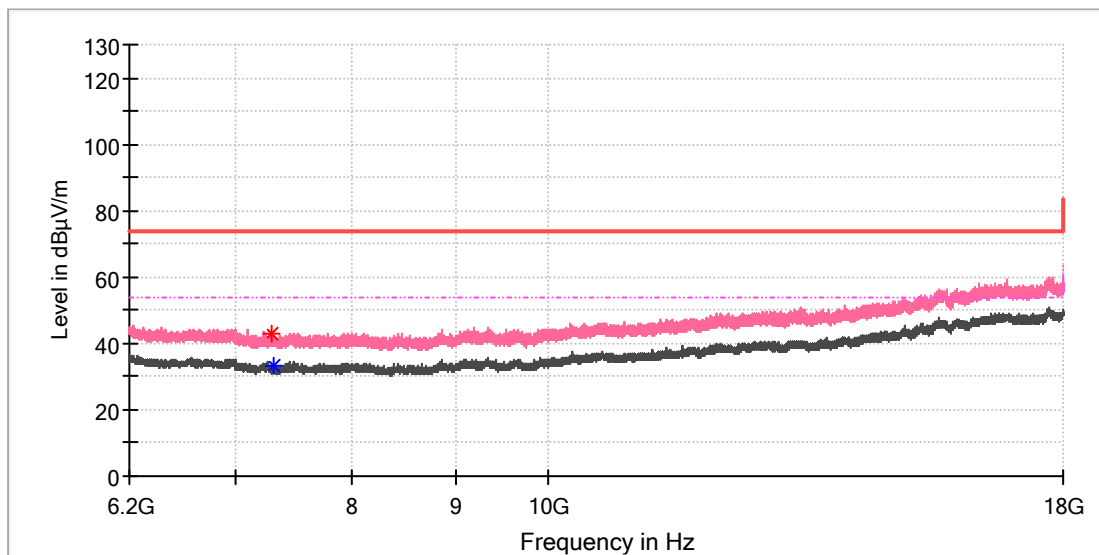


### Critical Freqs

Frequency (MHz)	MaxPeak (dBµV/m)	Average (dBµV/m)	Limit (dBµV/m)	Margin (dB)	Height (cm)	Pol	Azimuth (deg)	Corr. (dB/m)
7297.891667	42.76	---	74.00	31.24	100.0	H	284.0	8.3
7312.150000	---	32.96	54.00	21.04	100.0	H	343.0	8.2

### EUT Information

EUT Name:	BLUETOOTH HEADSET
Model:	TUNE BEAM
Test Mode:	BLE 1M_Mid channel
Order No/Sample No:	168397656/A003363304-002
Test Voltage:	Battery
Remark:	Temp 23 Humi:58%
Test Standard:	FCC 15.247
Tested By:	Kei Zhang
Reviewed By:	Terry Yin

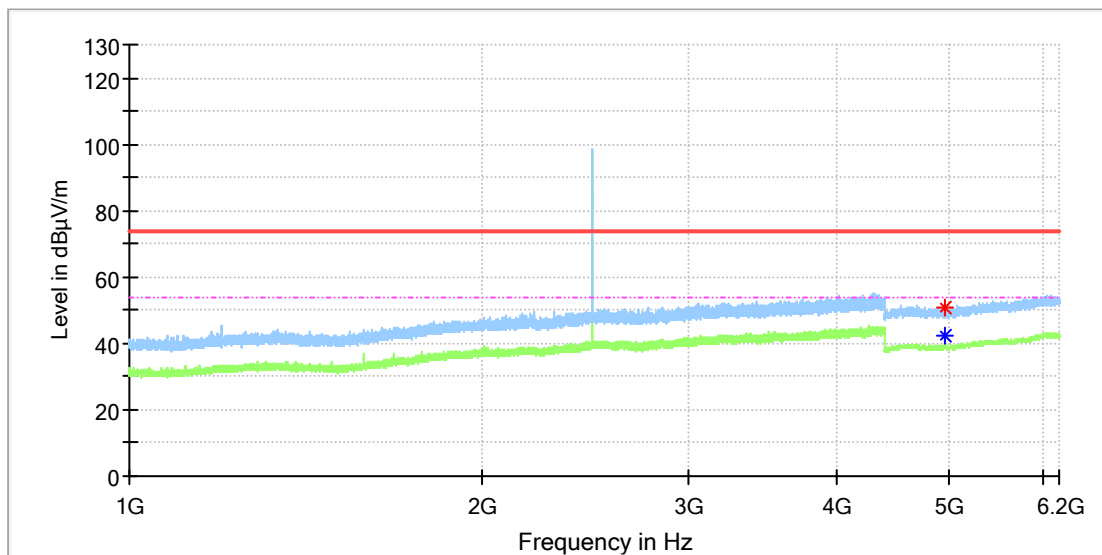


### Critical Freqs

Frequency (MHz)	MaxPeak (dBµV/m)	Average (dBµV/m)	Limit (dBµV/m)	Margin (dB)	Height (cm)	Pol	Azimuth (deg)	Corr. (dB/m)
7298.875000	43.08	---	74.00	30.92	100.0	V	103.0	8.3
7302.808333	---	32.99	54.00	21.01	100.0	V	140.0	8.3

### EUT Information

EUT Name:	BLUETOOTH HEADSET
Model:	TUNE BEAM
Test Mode:	BLE 1M_High channel
Order No/Sample No:	168397656/A003363304-002
Test Voltage:	Battery
Remark:	Temp 23 Humi:58%
Test Standard:	FCC 15.247
Tested By:	Kei Zhang
Reviewed By:	Terry Yin

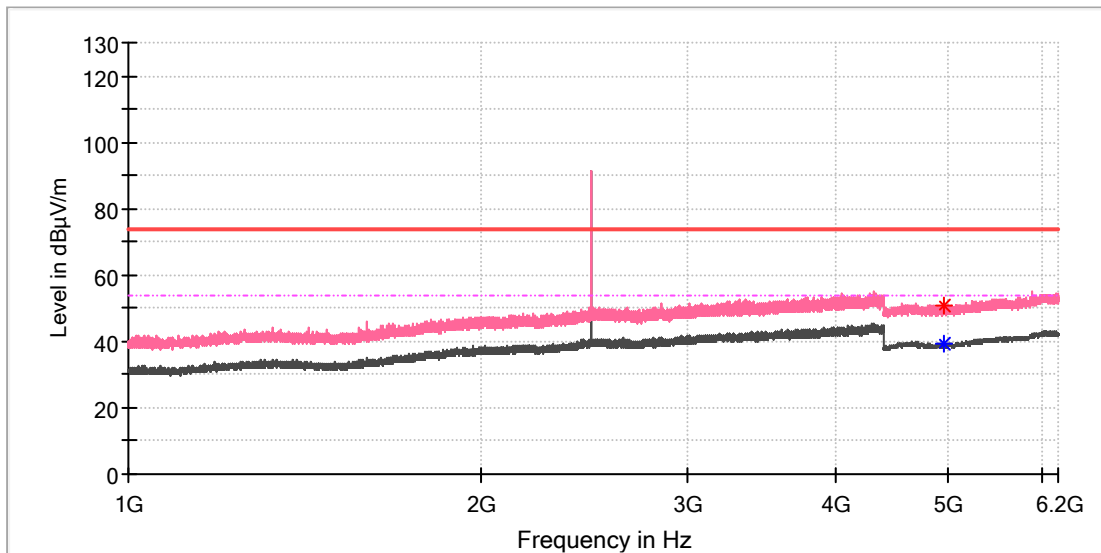


### Critical Freqs

Frequency (MHz)	MaxPeak (dBµV/m)	Average (dBµV/m)	Limit (dBµV/m)	Margin (dB)	Height (cm)	Pol	Azimuth (deg)	Corr. (dB/m)
4959.000000	50.71	---	74.00	23.29	100.0	H	190.0	11.8
4960.000000	---	42.52	54.00	11.48	100.0	H	190.0	11.8

### EUT Information

EUT Name: BLUETOOTH HEADSET  
 Model: TUNE BEAM  
 Test Mode: BLE 1M\_High channel  
 Order No/Sample No: 168397656/A003363304-002  
 Test Voltage: Battery  
 Remark: Temp 23 Humi:58%  
 Test Standard: FCC 15.247  
 Tested By: Kei Zhang  
 Reviewed By: Terry Yin

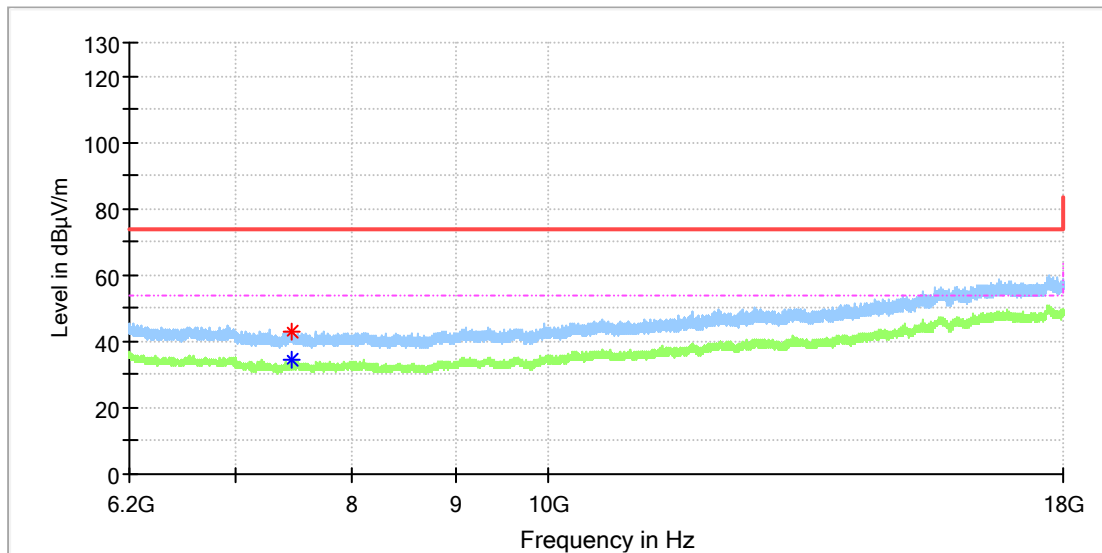


### Critical Freqs

Frequency (MHz)	MaxPeak (dBµV/m)	Average (dBµV/m)	Limit (dBµV/m)	Margin (dB)	Height (cm)	Pol	Azimuth (deg)	Corr. (dB/m)
4948.500000	---	39.39	54.00	14.61	100.0	V	201.0	11.8
4959.000000	50.93	---	74.00	23.07	100.0	V	194.0	11.8

### EUT Information

EUT Name:	BLUETOOTH HEADSET
Model:	TUNE BEAM
Test Mode:	BLE 1M_High channel
Order No/Sample No:	168397656/A003363304-002
Test Voltage:	Battery
Remark:	Temp 23 Humi:58%
Test Standard:	FCC 15.247
Tested By:	Kei Zhang
Reviewed By:	Terry Yin



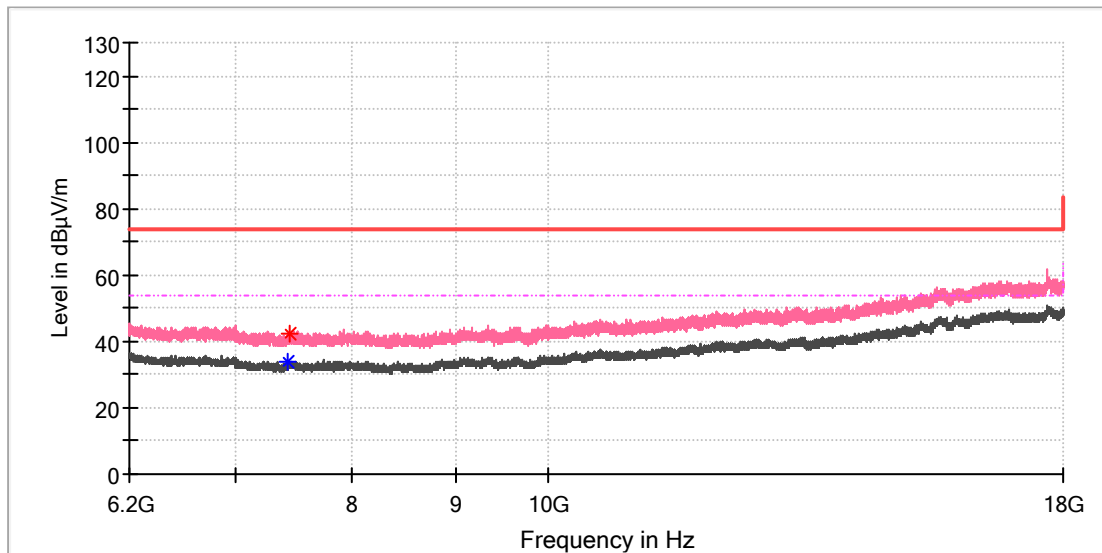
### Critical Freqs

Frequency (MHz)	MaxPeak (dBµV/m)	Average (dBµV/m)	Limit (dBµV/m)	Margin (dB)	Height (cm)	Pol	Azimuth (deg)	Corr. (dB/m)
7456.700000	---	34.25	54.00	19.75	100.0	H	325.0	8.5
7465.058333	43.09	---	74.00	30.91	100.0	H	0.0	8.6



### EUT Information

EUT Name:	BLUETOOTH HEADSET
Model:	TUNE BEAM
Test Mode:	BLE 1M_High channel
Order No/Sample No:	168397656/A003363304-002
Test Voltage:	Battery
Remark:	Temp 23 Humi:58%
Test Standard:	FCC 15.247
Tested By:	Kei Zhang
Reviewed By:	Terry Yin



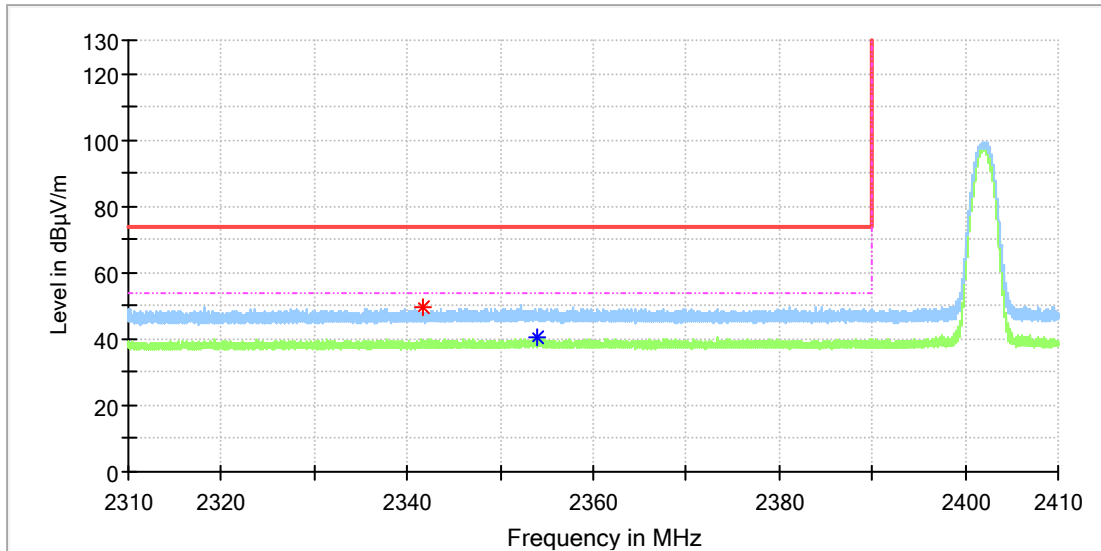
### Critical Freqs

Frequency (MHz)	MaxPeak (dBµV/m)	Average (dBµV/m)	Limit (dBµV/m)	Margin (dB)	Height (cm)	Pol	Azimuth (deg)	Corr. (dB/m)
7427.691667	---	33.89	54.00	20.11	100.0	V	89.0	8.4
7450.800000	42.41	---	74.00	31.59	100.0	V	151.0	8.5

### Appendix C.7: Test Results of Radiated Emissions in Restricted Bands

#### EUT Information

EUT Name:	BLUETOOTH HEADSET
Model:	TUNE BEAM
Test Mode:	BLE 1M_Low channel
Order No/Sample No:	168397656/A003363304-002
Test Voltage:	Battery
Remark:	Temp 23 Humi:58%
Test Standard:	FCC 15.247
Tested By:	Kei Zhang
Reviewed By:	Terry Yin

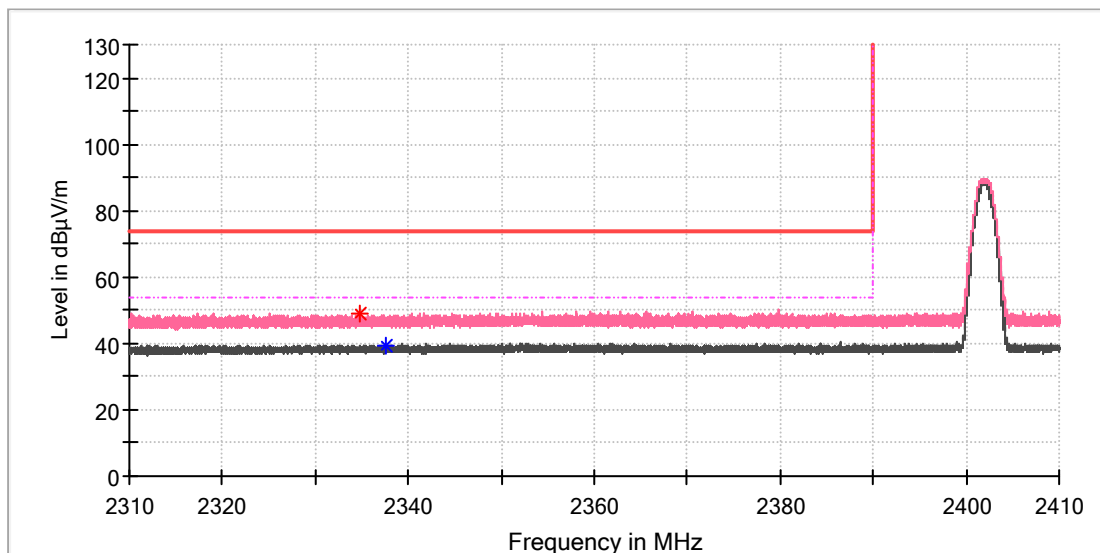


#### Critical Freqs

Frequency (MHz)	MaxPeak (dBµV/m)	Average (dBµV/m)	Limit (dBµV/m)	Margin (dB)	Height (cm)	Pol	Azimuth (deg)	Corr. (dB/m)
2341.665000	49.52	---	74.00	24.48	100.0	H	344.0	6.8
2353.975000	---	40.31	54.00	13.69	100.0	H	311.0	6.9

### EUT Information

EUT Name:	BLUETOOTH HEADSET
Model:	TUNE BEAM
Test Mode:	BLE 1M_Low channel
Order No/Sample No:	168397656/A003363304-002
Test Voltage:	Battery
Remark:	Temp 23 Humi:58%
Test Standard:	FCC 15.247
Tested By:	Kei Zhang
Reviewed By:	Terry Yin

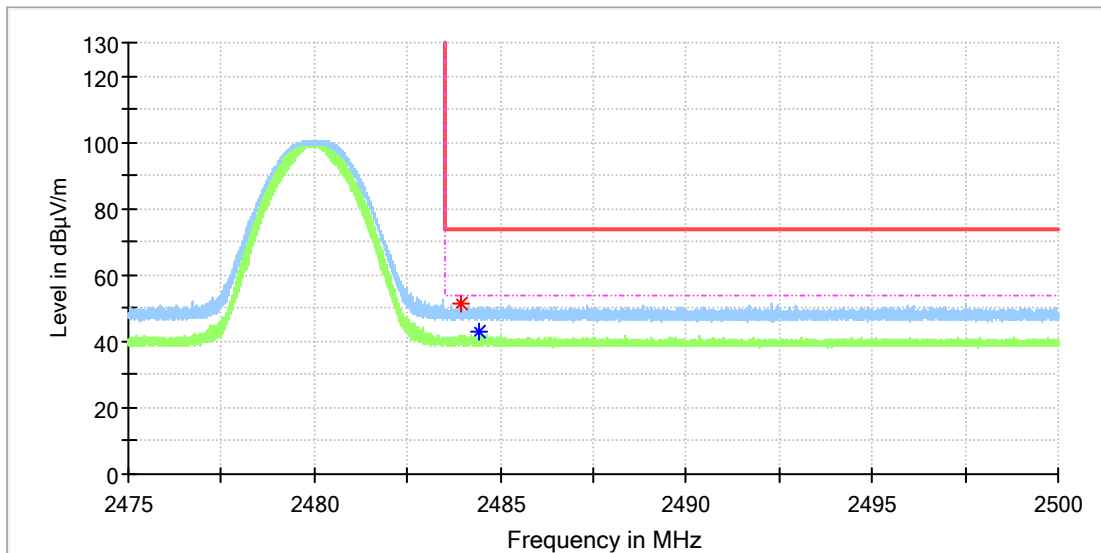


### Critical Freqs

Frequency (MHz)	MaxPeak (dBµV/m)	Average (dBµV/m)	Limit (dBµV/m)	Margin (dB)	Height (cm)	Pol	Azimuth (deg)	Corr. (dB/m)
2334.845000	48.85	---	74.00	25.15	100.0	V	93.0	6.8
2337.575000	---	39.51	54.00	14.49	100.0	V	301.0	6.8

### EUT Information

EUT Name:	BLUETOOTH HEADSET
Model:	TUNE BEAM
Test Mode:	BLE 1M_High channel
Order No/Sample No:	168397656/A003363304-002
Test Voltage:	Battery
Remark:	Temp 23 Humi:58%
Test Standard:	FCC 15.247
Tested By:	Kei Zhang
Reviewed By:	Terry Yin

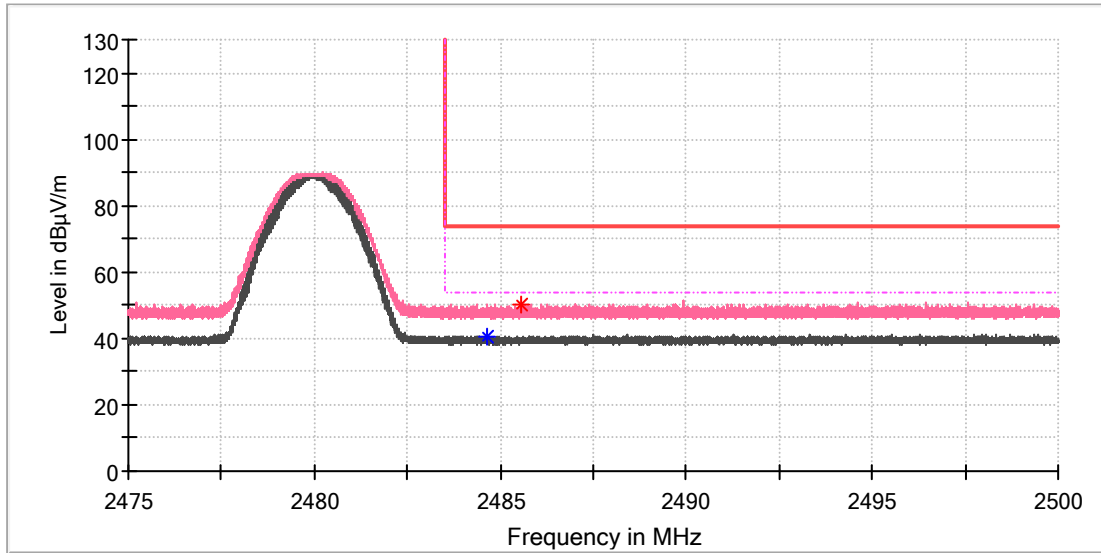


### Critical Freqs

Frequency (MHz)	MaxPeak (dBµV/m)	Average (dBµV/m)	Limit (dBµV/m)	Margin (dB)	Height (cm)	Pol	Azimuth (deg)	Corr. (dB/m)
2483.945000	51.51	---	74.00	22.49	100.0	H	313.0	7.4
2484.436250	---	43.16	54.00	10.84	100.0	H	313.0	7.4

### EUT Information

EUT Name:	BLUETOOTH HEADSET
Model:	TUNE BEAM
Test Mode:	BLE 1M_High channel
Order No/Sample No:	168397656/A003363304-002
Test Voltage:	Battery
Remark:	Temp 23 Humi:58%
Test Standard:	FCC 15.247
Tested By:	Kei Zhang
Reviewed By:	Terry Yin



### Critical Freqs

Frequency (MHz)	MaxPeak (dBµV/m)	Average (dBµV/m)	Limit (dBµV/m)	Margin (dB)	Height (cm)	Pol	Azimuth (deg)	Corr. (dB/m)
2484.650000	---	40.72	54.00	13.28	100.0	V	262.0	7.4
2485.566250	50.41	---	74.00	23.59	100.0	V	273.0	7.4