



# FCC RF Test Report

**APPLICANT** : Amazon.com Services LLC  
**EQUIPMENT** : Digital Media Receiver  
**MODEL NAME** : C2N6L4  
**FCC ID** : 2A4DH-0821  
**STANDARD** : FCC Part 15 Subpart E §15.407  
**CLASSIFICATION** : (NII) Unlicensed National Information Infrastructure  
**TEST DATE(S)** : Apr. 29, 2022 ~ Jul. 13, 2022

We, Sporton International Inc. (ShenZhen), would like to declare that the tested sample has been evaluated in accordance with the test procedures and has been in compliance with the applicable technical standards.

The test results in this report apply exclusively to the tested model / sample. Without written approval of Sporton International Inc. (ShenZhen), the test report shall not be reproduced except in full.

Jason Jia



Approved by: Jason Jia

**Sporton International Inc. (ShenZhen)**

**1/F, 2/F, Bldg 5, Shiling Industrial Zone, Xinwei Village, Xili, Nanshan, Shenzhen, 518055**

**People's Republic of China**



# TABLE OF CONTENTS

**REVISION HISTORY.....3**

**SUMMARY OF TEST RESULT .....4**

**1 GENERAL DESCRIPTION .....5**

    1.1 Applicant .....5

    1.2 Product Feature of Equipment Under Test.....5

    1.3 Product Specification of Equipment Under Test.....5

    1.4 Modification of EUT .....5

    1.5 Testing Location .....6

    1.6 Test Software.....6

    1.7 Applicable Standards.....6

**2 TEST CONFIGURATION OF EQUIPMENT UNDER TEST .....7**

    2.1 Carrier Frequency and Channel .....7

    2.2 Test Mode.....8

    2.3 Connection Diagram of Test System.....9

    2.4 Support Unit used in test configuration and system .....10

    2.5 EUT Operation Test Setup .....10

    2.6 Measurement Results Explanation Example.....10

**3 TEST RESULT.....11**

    3.1 6dB and 26dB and 99% Occupied Bandwidth Measurement .....11

    3.2 Maximum Conducted Output Power Measurement .....17

    3.3 Power Spectral Density Measurement .....18

    3.4 Unwanted Emissions Measurement .....22

    3.5 AC Conducted Emission Measurement.....26

    3.6 Antenna Requirements .....28

**4 LIST OF MEASURING EQUIPMENT .....29**

**5 UNCERTAINTY OF EVALUATION .....30**

**APPENDIX A. CONDUCTED TEST RESULTS**

**APPENDIX B. AC CONDUCTED EMISSION TEST RESULT**

**APPENDIX C. RADIATED SPURIOUS EMISSION**

**APPENDIX D. RADIATED SPURIOUS EMISSION PLOTS**

**APPENDIX E. DUTY CYCLE PLOTS**



### REVISION HISTORY

REPORT NO.	VERSION	DESCRIPTION	ISSUED DATE
FR1D0934-01E	Rev. 01	Initial issue of report	Jul. 18, 2022



### SUMMARY OF TEST RESULT

Report Section	FCC Rule	Description	Limit	Result
3.1	15.403(i)	6dB, 26dB and 99% Occupied Bandwidth	> 500kHz	Pass
3.2	15.407(a)	Maximum Conducted Output Power	≤ 30 dBm	Pass
3.3	15.407(a)	Power Spectral Density	≤ 30 dBm/500kHz	Pass
3.4	15.407(b)	Unwanted Emissions	15.407(b)(4)(i) & 15.209(a)	Pass
3.5	15.207	AC Conducted Emission	15.207(a)	Pass
3.6	15.203 & 15.407(a)	Antenna Requirement	15.203 & 15.407(a)	Pass

<b>Declaration of Conformity:</b>
The test results with all measurement uncertainty excluded are presented in accordance with the regulation limits or requirements declared by manufacturers.
<b>Comments and Explanations:</b>
The declared of product specification for EUT presented in the report are provided by the manufacturer, and the manufacturer takes all the responsibilities for the accuracy of product specification.



# 1 General Description

## 1.1 Applicant

Amazon.com Services LLC  
410 Terry Avenue N, Seattle, WA 98109-5210, United States

## 1.2 Product Feature of Equipment Under Test

Product Feature	
Equipment	Digital Media Receiver
Model Name	C2N6L4
FCC ID	2A4DH-0821

## 1.3 Product Specification of Equipment Under Test

Standards-related Product Specification	
Tx/Rx Channel Frequency Range	5745 MHz ~ 5825 MHz
Maximum Output Power	802.11a : 17.48 dBm / 0.0560 W 802.11n HT20 : 16.44 dBm / 0.0441 W 802.11n HT40 : 16.58 dBm / 0.0455 W 802.11ac VHT20: 16.36 dBm / 0.0433 W 802.11ac VHT40: 16.52 dBm / 0.0449 W 802.11ac VHT80: 16.37 dBm / 0.0434 W
99% Occupied Bandwidth	802.11a : 16.83 MHz 802.11n HT20 : 17.78 MHz 802.11n HT40 : 36.36 MHz 802.11ac VHT80 : 75.40 MHz
Antenna Type / Gain	PIFA Antenna with gain 6.0 dBi
Type of Modulation	802.11a/n : OFDM (BPSK / QPSK / 16QAM / 64QAM) 802.11ac : OFDM (BPSK / QPSK / 16QAM / 64QAM / 256QAM)

**Note:** For 802.11n HT20 / 11ac VHT20 and 802.11n HT40 / 11ac VHT40 mode, the whole testing have assessed only 802.11n HT20 & HT40 by referring to their higher output power.

## 1.4 Modification of EUT

No modifications are made to the EUT during all test items.



### 1.5 Testing Location

Sporton International Inc. (Shenzhen) is accredited to ISO/IEC 17025:2017 by American Association for Laboratory Accreditation with Certificate Number 5145.01.

<b>Test Firm</b>	Sporton International Inc. (Shenzhen)		
<b>Test Site Location</b>	1/F, 2/F, Bldg 5, Shiling Industrial Zone, Xinwei Village, Xili, Nanshan, Shenzhen, 518055 People's Republic of China TEL: +86-755-86379589 FAX: +86-755-86379595		
<b>Test Site No.</b>	<b>Sporton Site No.</b>	<b>FCC Designation No.</b>	<b>FCC Test Firm Registration No.</b>
	TH01-SZ	CN1256	421272

<b>Test Firm</b>	Sporton International Inc. (Shenzhen)		
<b>Test Site Location</b>	101, 1st Floor, Block B, Building 1, No. 2, Tengfeng 4th Road, Fenghuang Community, Fuyong Street, Baoan District, Shenzhen City Guangdong Province China 518103 TEL: +86-755-33202398		
<b>Test Site No.</b>	<b>Sporton Site No.</b>	<b>FCC Designation No.</b>	<b>FCC Test Firm Registration No.</b>
	CO02-SZ 03CH02-SZ	CN1256	421272

### 1.6 Test Software

Item	Site	Manufacturer	Name	Version
1.	03CH02-SZ	AUDIX	E3	6.2009-8-24a
2.	CO02-SZ	Rohde&Schwarz	EMC32	10.60.0.0

### 1.7 Applicable Standards

According to the specifications of the manufacturer, the EUT must comply with the requirements of the following standards:

- 47 CFR Part 15 Subpart E
- FCC KDB 789033 D02 General UNII Test Procedures New Rules v02r01.
- ANSI C63.10-2013

**Remark:** All test items were verified and recorded according to the standards and without any deviation during the test.



## 2 Test Configuration of Equipment Under Test

- a. The EUT has been associated with peripherals and configuration operated in a manner tended to maximize its emission characteristics in a typical application. Frequency range investigated: conduction emission (150 kHz to 30 MHz), radiation emission (9 kHz to the 10th harmonic of the highest fundamental frequency or to 40 GHz, whichever is lower). For radiated measurement, pre-scanned in three orthogonal panels, X, Y, Z. The worst cases (Y plane) were recorded in this report.
- b. AC power line Conducted Emission was tested under maximum output power.

### 2.1 Carrier Frequency and Channel

Frequency Band	Channel	Freq. (MHz)	Channel	Freq. (MHz)
5745-5825 MHz U-NII-3	149	5745	157	5785
	151*	5755	159*	5795
	153	5765	161	5805
	155#	5775	165	5825

**Note:**

- 1. The above Frequency and Channel in "\*" were 802.11n HT40 and 802.11ac VHT40.
- 2. The above Frequency and Channel in "#n" were 802.11ac VHT80.



## 2.2 Test Mode

Final test modes are considering the modulation and worse data rates as below table.

Modulation	Data Rate
802.11a	6 Mbps
802.11n HT20 (cover 11ac VHT20)	MCS0
802.11n HT40 (cover 11ac VHT40)	MCS0
802.11ac VHT80	MCS0

<b>AC Conducted Emission</b>	Mode 1 : All Stress(CPU, DDR, NAND, all LEDs, Max Audio, Mic On) + NB + BT Link + WLAN 5G Link + Adapter( Acbel US )
<b>Remark:</b> For Radiated Test Cases, The tests were performance with Adapter.	

<b>Co-location</b>
802.11a CH165 Tx + BLE(2M)CH39 TX

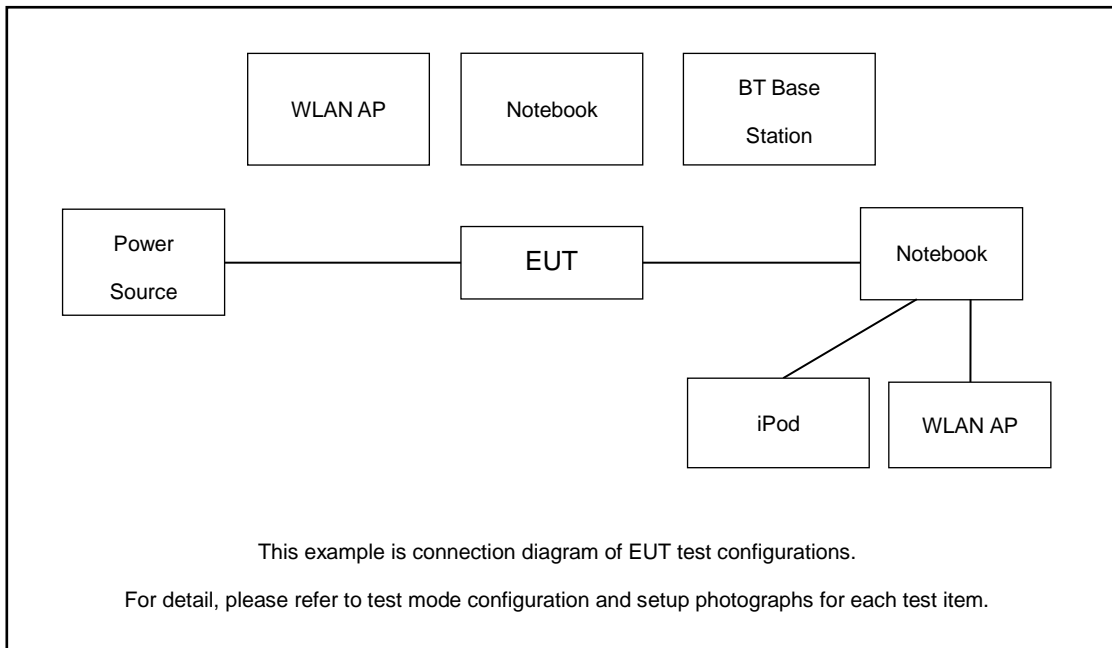
**Note:** The RSE Co-location mode is from the worst combination of WLAN 5G and BLE TX mode.

Ch. #	U-NII-3 : 5745-5825 MHz			
	802.11a	802.11n HT20	802.11n HT40	802.11ac VHT80
L Low	149	149	151	-
M Middle	157	157	-	155
H High	165	165	159	-

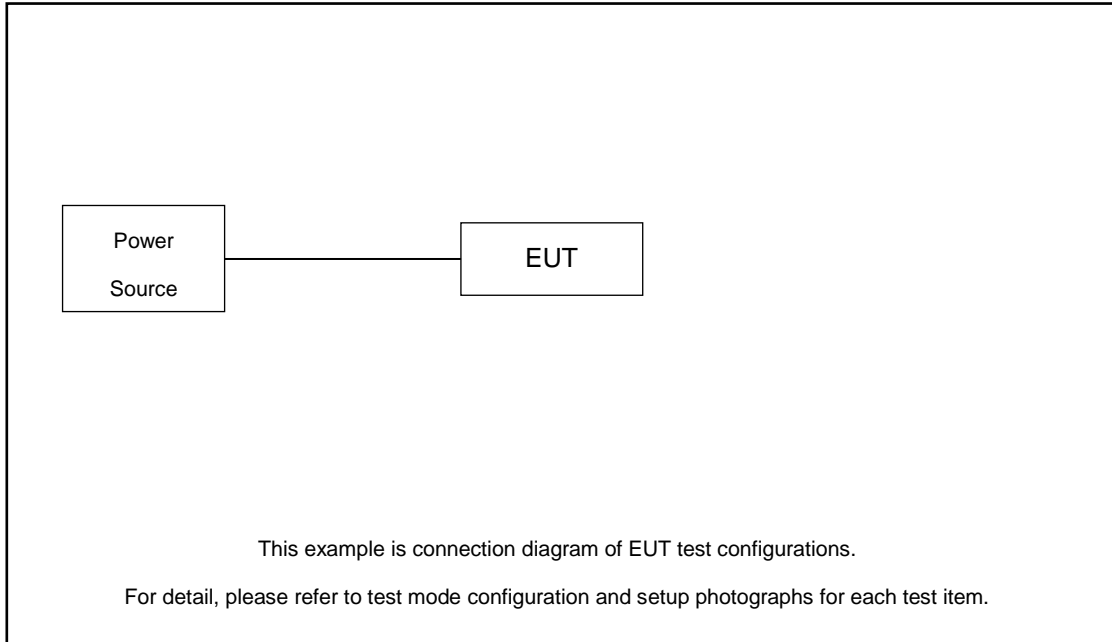


## 2.3 Connection Diagram of Test System

For AC Conducted Emission:



For Radiated Emission:





## 2.4 Support Unit used in test configuration and system

Item	Equipment	Model Name	FCC ID	Data Cable	Power Cord
1.	WLAN AP	RT-AC66U	MSQ-RTAC66U	N/A	Unshielded,2.7m with Core
2.	Notebook	Inspiron 15-7570	Fcc DoC	N/A	AC I/P: Unshielded, 1.8 m DC O/P: Shielded, 1.8 m
3.	iPod	MC525 ZP/A	Fcc DoC	Shielded, 1.0m	N/A
4.	Base Station	R&S	CBT32	N/A	Unshielded,1.8m

## 2.5 EUT Operation Test Setup

For WLAN RF test items, an engineering test program (compliance tool) was provided and enabled to make EUT continuous transmit.

For AC power line conducted emissions, the EUT was set to connect with the router under large package sizes transmission.

## 2.6 Measurement Results Explanation Example

**For all conducted test items:**

The offset level is set in the spectrum analyzer to compensate the RF cable loss and attenuator factor between EUT conducted output port and spectrum analyzer. With the offset compensation, the spectrum analyzer reading level is exactly the EUT RF output level.

Example :

The spectrum analyzer offset is derived from RF cable loss and attenuator factor.

*Offset = RF cable loss + attenuator factor.*

Following shows an offset computation example with cable loss 2.8 dB and 10dB attenuator.

$$\begin{aligned}
 \text{Offset(dB)} &= \text{RF cable loss(dB)} + \text{attenuator factor(dB)}. \\
 &= 2.8 + 10 = 12.8 \text{ (dB)}
 \end{aligned}$$

### 3 Test Result

#### 3.1 6dB and 26dB and 99% Occupied Bandwidth Measurement

##### 3.1.1 Description of 6dB and 26dB and 99% Occupied Bandwidth

The minimum 6 dB bandwidth shall be at least 500 kHz.

26dB and 99% Occupied bandwidth are reporting only.

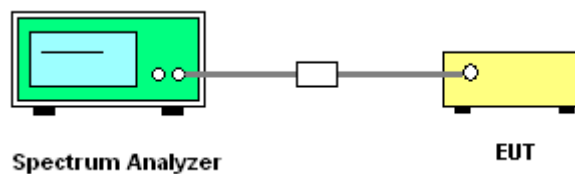
##### 3.1.2 Measuring Instruments

The measuring equipment is listed in the section 4 of this test report.

##### 3.1.3 Test Procedures

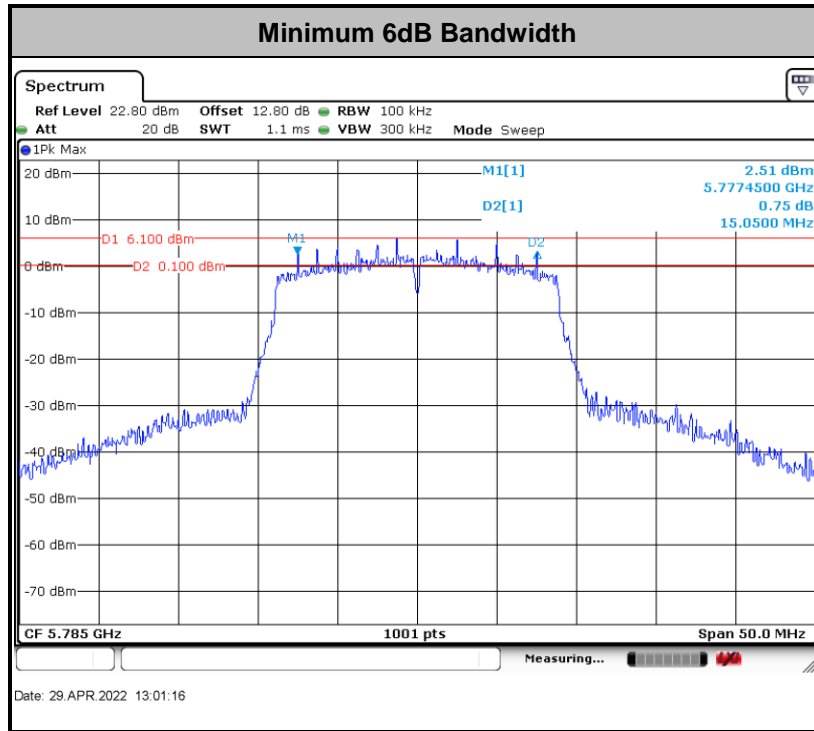
1. The testing follows FCC KDB 789033 D02 General UNII Test Procedures New Rules v02r01. Section C) Emission bandwidth for the band 5.725-5.85GHz
2. For 6dB BW, Set RBW = 100kHz.  
For 26dB BW, Set RBW = approximately 1% of the emission bandwidth.  
For 99% OBW, Set RBW = 1% to 5% of the OBW.
3. For 26dB BW, Set the VBW > RBW.  
For 6dB BW & 99% OBW, Set the VBW  $\geq 3 \times$  RBW.
4. Detector = Peak.
5. Trace mode = max hold
6. Measure the maximum width of the emission that is 6 dB down from the peak of the emission.
7. Measure and record the results in the test report.

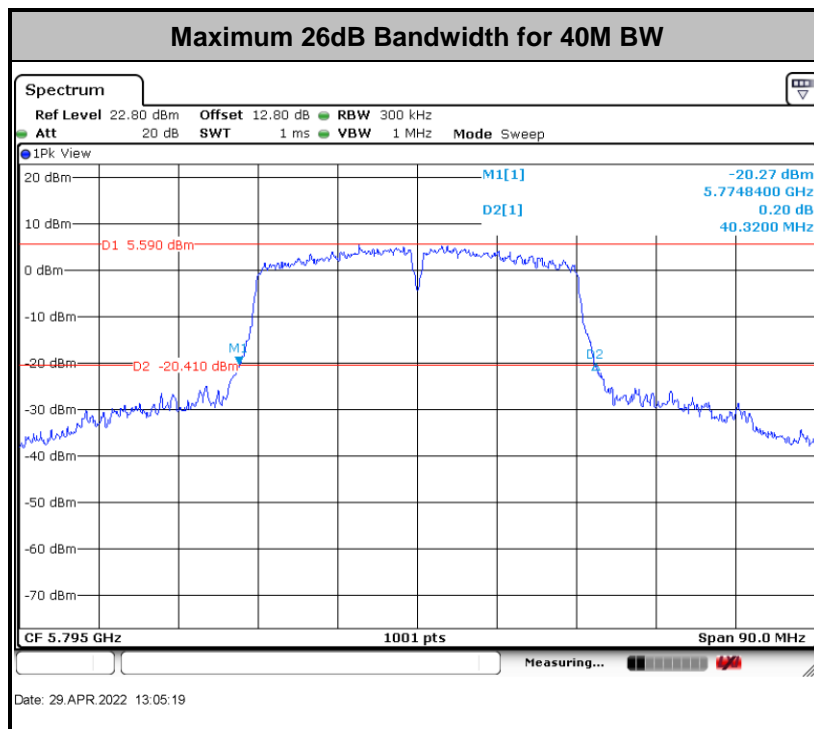
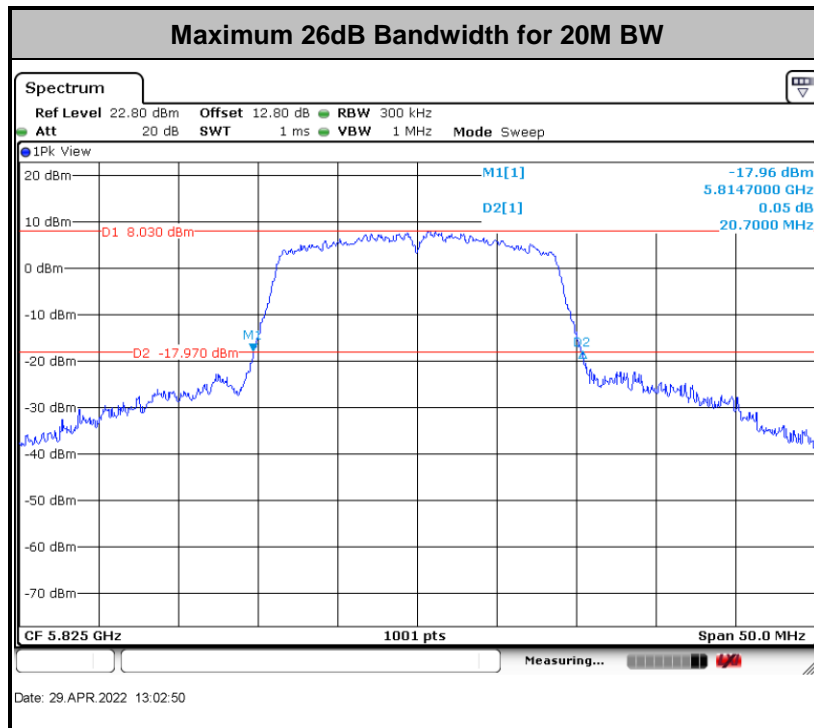
##### 3.1.4 Test Setup

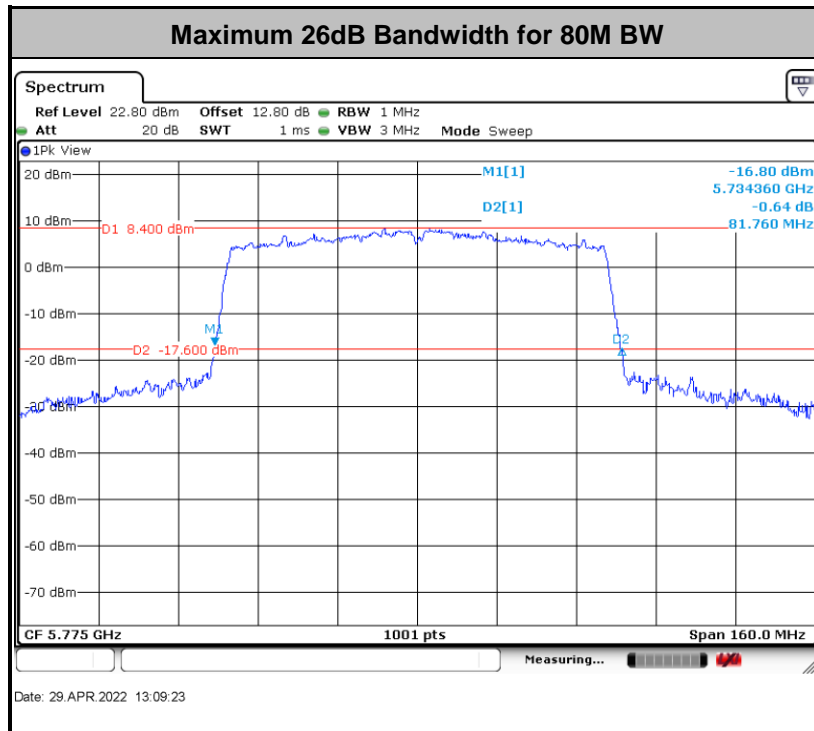


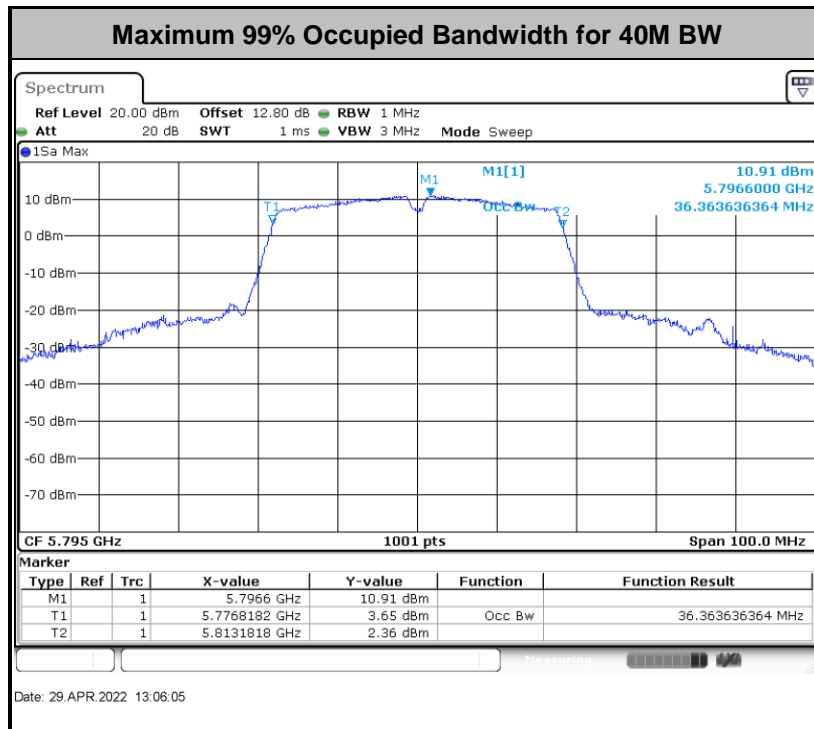
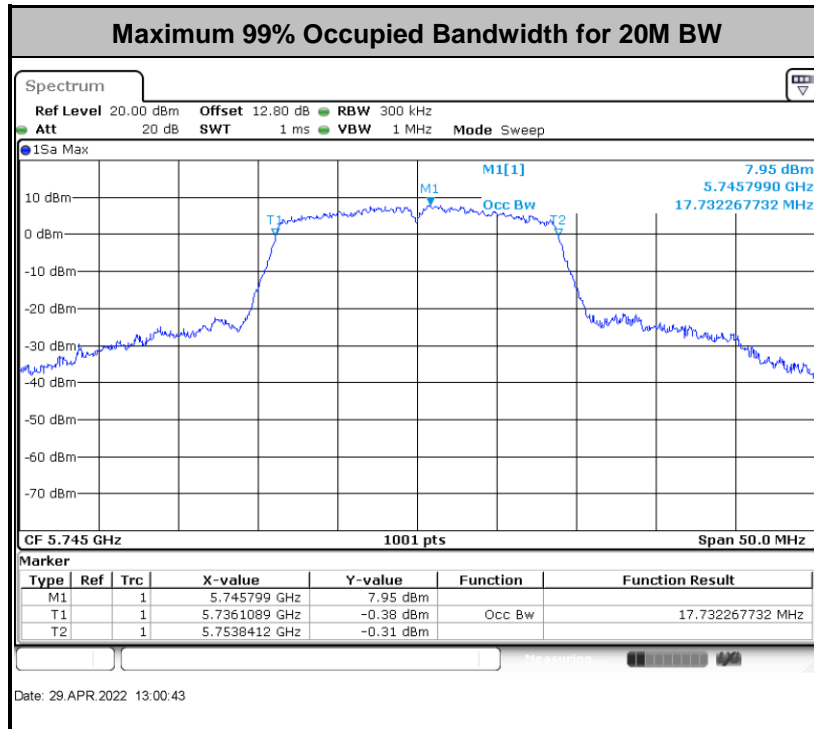
##### 3.1.5 Test Result of 6dB Bandwidth

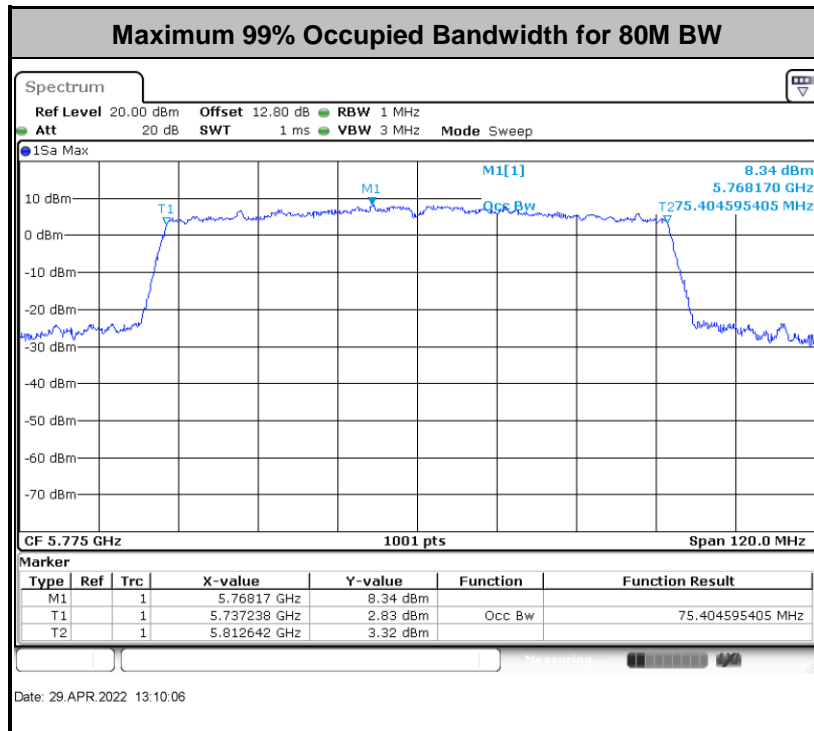
Please refer to Appendix A.











**Note:** The occupied channel bandwidth is maintained within the band of operation for all of the modulations.



## 3.2 Maximum Conducted Output Power Measurement

### 3.2.1 Limit of Maximum Conducted Output Power

For the band 5.725–5.85 GHz, the maximum conducted output power over the frequency band of operation shall not exceed 1 W.

For Straddle Channel, According to KDB 789033 D02 General UNII Test Procedures New Rules v02r01, If the power and PSD of the devices are uniform and comply with the lower limits specified for the U-NII-2 bands, a single measurement over the entire emission bandwidth can be performed to show compliance.

If transmitting antennas of directional gain greater than 6 dBi are used, the peak output power shall be reduced by the amount in dB that the directional gain of the antenna exceeds 6 dBi.

### 3.2.2 Measuring Instruments

The measuring equipment is listed in the section 4 of this test report.

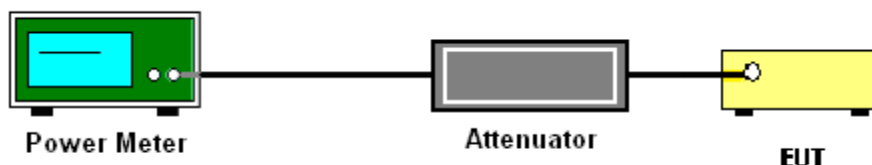
### 3.2.3 Test Procedures

The testing follows Method PM of FCC KDB 789033 D02 General UNII Test Procedures New Rules v02r01.

Method PM (Measurement using an RF average power meter):

1. Measurement is performed using a wideband RF power meter.
2. The EUT is configured to transmit continuously with a consistent duty cycle at its maximum power control level.
3. Measure the average power of the transmitter, and the average power is corrected with duty factor,  $10 \log(1/x)$ , where  $x$  is the duty cycle.

### 3.2.4 Test Setup



### 3.2.5 Test Result of Maximum Conducted Output Power

Please refer to Appendix A.



### 3.3 Power Spectral Density Measurement

#### 3.3.1 Limit of Power Spectral Density

For the band 5.725–5.85 GHz, the maximum power spectral density shall not exceed 30 dBm in any 500-kHz band.

For Straddle Channel, According to KDB 789033 D02 General UNII Test Procedures New Rules v02r01, If the power and PSD of the devices are uniform and comply with the lower limits specified for the U-NII-2 bands, a single measurement over the entire emission bandwidth can be performed to show compliance.

If transmitting antennas of directional gain greater than 6 dBi are used, the peak output power shall be reduced by the amount in dB that the directional gain of the antenna exceeds 6 dBi.

#### 3.3.2 Measuring Instruments

The measuring equipment is listed in the section 4 of this test report.

#### 3.3.3 Test Procedures

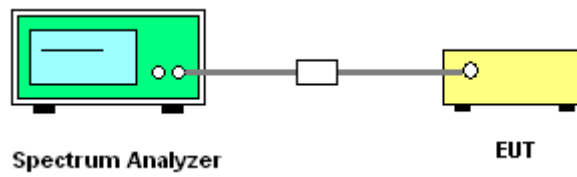
The testing follows FCC KDB 789033 D02 General UNII Test Procedures New Rules v02r01. Section F) Maximum power spectral density.

##### # Method SA-2 #

(trace averaging across on and off times of the EUT transmissions, followed by duty cycle correction).

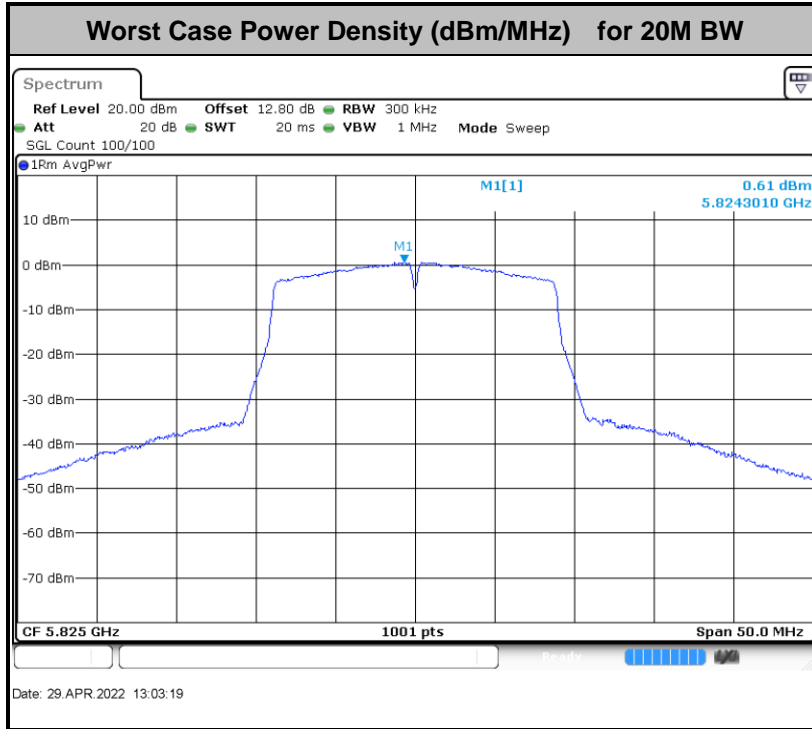
- Measure the duty cycle.
  - Set span to encompass the entire emission bandwidth (EBW) of the signal.
  - Set RBW = 300 kHz.
  - Set VBW  $\geq$  1 MHz.
  - Number of points in sweep  $\geq$  2 Span / RBW.
  - Sweep time = auto.
  - Detector = RMS
  - Trace average at least 100 traces in power averaging mode.
  - Add  $10 \log(500\text{kHz}/\text{RBW})$  to the test result.
  - Add  $10 \log(1/x)$ , where  $x$  is the duty cycle, to the measured power in order to compute the average power during the actual transmission times. For example, add  $10 \log(1/0.25) = 6$  dB if the duty cycle is 25 percent.
1. The RF output of EUT was connected to the spectrum analyzer by a low loss cable.
  2. Each plot has already offset with cable loss, and attenuator loss. Measure the PPSD and record it.

### 3.3.4 Test Setup

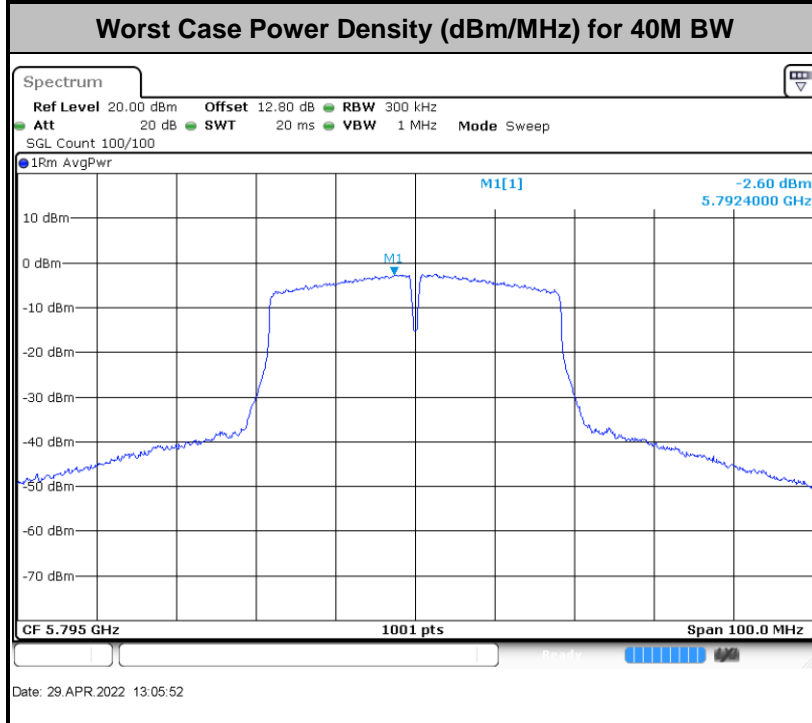


### 3.3.5 Test Result of Power Spectral Density

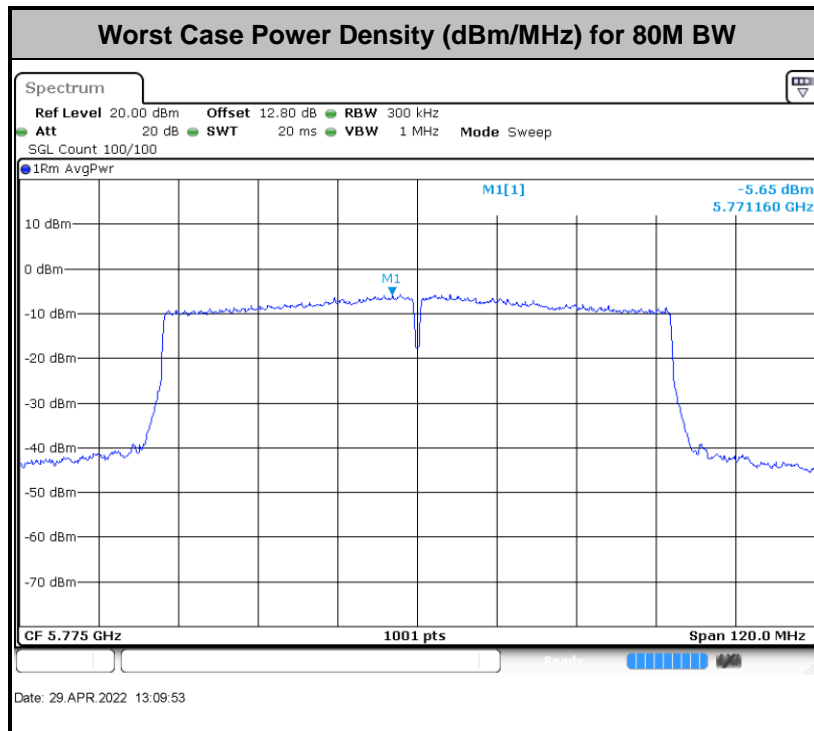
Please refer to Appendix A.



Note: Average Power Density (dB) = Measured value+ Duty Factor



Note: Average Power Density (dB) = Measured value+ Duty Factor



**Note:** Average Power Density (dB) = Measured value+ Duty Factor



### 3.4 Unwanted Emissions Measurement

This section is to measure unwanted emissions through radiated measurement for band edge spurious emissions and out of band emissions measurement.

#### 3.4.1 Limit of Unwanted Emissions

(1) For transmitters operating in the 5.725-5.85 GHz band:

15.407(b)(4)(i) All emissions shall be limited to a level of -27 dBm/MHz at 75 MHz or more above or below the band edge increasing linearly to 10 dBm/MHz at 25 MHz above or below the band edge, and from 25 MHz above or below the band edge increasing linearly to a level of 15.6 dBm/MHz at 5 MHz above or below the band edge, and from 5 MHz above or below the band edge increasing linearly to a level of 27 dBm/MHz at the band edge.

(2) Unwanted spurious emissions fallen in restricted bands shall comply with the general field strength limits as below table,

Frequency (MHz)	Field Strength (microvolts/meter)	Measurement Distance (meters)
0.009 – 0.490	2400/F(kHz)	300
0.490 – 1.705	24000/F(kHz)	30
1.705 – 30.0	30	30
30 – 88	100	3
88 – 216	150	3
216 - 960	200	3
Above 960	500	3

EIRP (dBm)	Field Strength at 3m (dBµV/m)
- 27	68.3

**Note:** The following formula is used to convert the EIRP to field strength.

$$EIRP = E_{Meas} + 20\log(d_{Meas}) - 104.7$$

where

EIRP is the equivalent isotropically radiated power, in dBm

E<sub>Meas</sub> is the field strength of the emission at the measurement distance, in dBµV/m

d<sub>Meas</sub> is the measurement distance, in m



### 3.4.2 Measuring Instruments

The measuring equipment is listed in the section 4 of this test report.

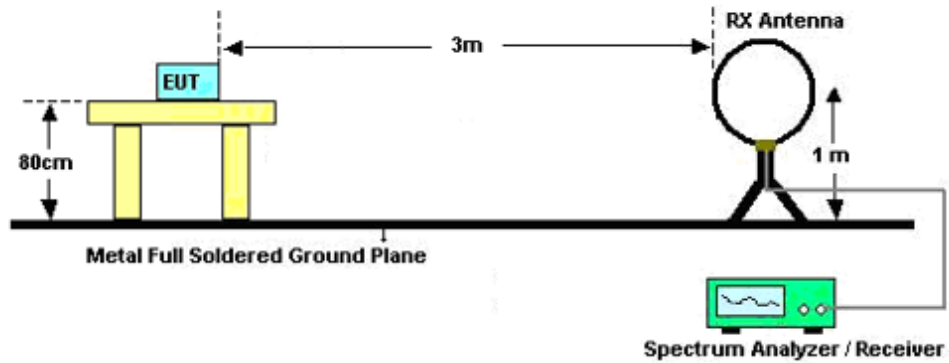
### 3.4.3 Test Procedures

1. The testing follows FCC KDB 789033 D02 General UNII Test Procedures New Rules v02r01. Section G) Unwanted emissions measurement.
  - (1) Procedure for Unwanted Emissions Measurements Below 1000MHz
    - RBW = 120 kHz
    - VBW = 300 kHz
    - Detector = Peak
    - Trace mode = max hold
  - (2) Procedure for Peak Unwanted Emissions Measurements Above 1000 MHz
    - RBW = 1 MHz
    - VBW  $\geq$  3 MHz
    - Detector = Peak
    - Sweep time = auto
    - Trace mode = max hold
  - (3) Procedures for Average Unwanted Emissions Measurements Above 1000MHz
    - RBW = 1 MHz
    - VBW = 10 Hz, when duty cycle is no less than 98 percent.
    - VBW  $\geq$  1/T, when duty cycle is less than 98 percent where T is the minimum transmission duration over which the transmitter is on and is transmitting at its maximum power control level for the tested mode of operation.
2. The EUT was placed on a turntable with 0.8 meter for frequency below 1GHz and 1.5 meter for frequency above 1GHz respectively above ground.
3. The EUT was set 3 meters from the interference receiving antenna which was mounted on the top of a variable height antenna tower.
4. The antenna is a broadband antenna and its height is adjusted between one meter and four meters above ground to find the maximum value of the field strength for both horizontal polarization and vertical polarization of the antenna.
5. For each suspected emission, the EUT was arranged to its worst case and then adjust the antenna tower (from 1 m to 4 m) and turntable (from 0 degree to 360 degrees) to find the maximum reading.
6. For testing below 1GHz, if the emission level of the EUT in peak mode was 3 dB lower than the limit specified, then peak values of EUT will be reported, otherwise, the emissions will be repeated one by one using the CISPR quasi-peak method and reported.
7. For testing above 1GHz, the emission level of the EUT in peak mode was 20dB lower than peak

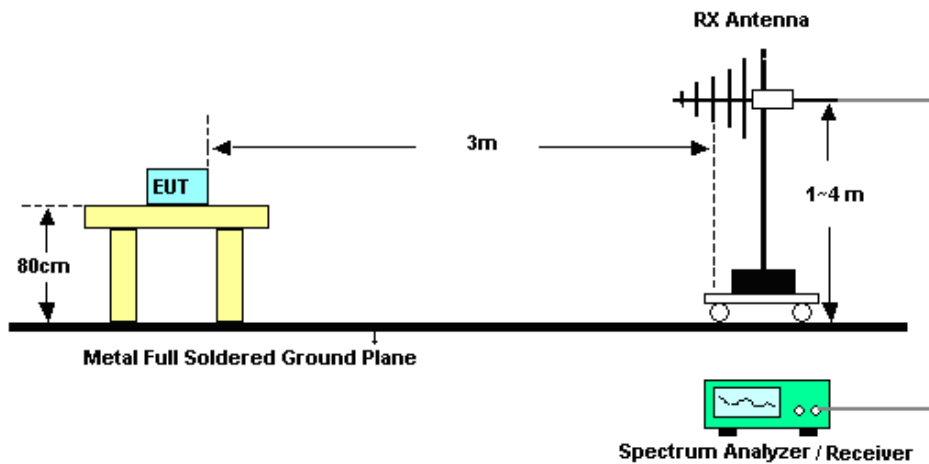
limit (that means the emission level in average mode also complies with the limit in average mode), then peak values of EUT will be reported, otherwise, the emissions will be measured in average mode again and reported.

### 3.4.4 Test Setup

For radiated emissions below 30MHz

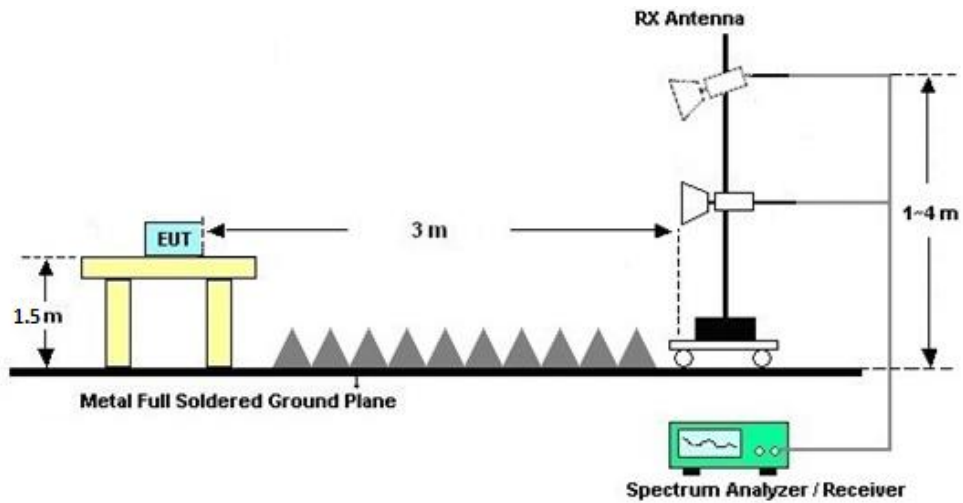


For radiated emissions from 30MHz to 1GHz





For radiated emissions above 1GHz



### 3.4.5 Test Results of Radiated Emissions (9 kHz ~ 30 MHz)

The low frequency, which started from 9 kHz to 30MHz, was pre-scanned and the result which was 20dB lower than the limit line was not reported.

There is a comparison data of both open-field test site and semi-Anechoic chamber, and the result came out very similar.

### 3.4.6 Test Result of Radiated Band Edges

Please refer to Appendix C&D.

### 3.4.7 Duty Cycle

Please refer to Appendix E.

### 3.4.8 Test Result of Unwanted Radiated Emission (30MHz ~ 10th Harmonic or 40GHz, whichever is lower)

Please refer to Appendix C&D.



### 3.5 AC Conducted Emission Measurement

#### 3.5.1 Limit of AC Conducted Emission

For equipment that is designed to be connected to the public utility (AC) power line, the radio frequency voltage that is conducted back onto the AC power line on any frequency or frequencies within the band 150 kHz to 30 MHz shall not exceed the limits in the following table.

Frequency of emission (MHz)	Conducted limit (dBµV)	
	Quasi-peak	Average
0.15-0.5	66 to 56*	56 to 46*
0.5-5	56	46
5-30	60	50

\*Decreases with the logarithm of the frequency.

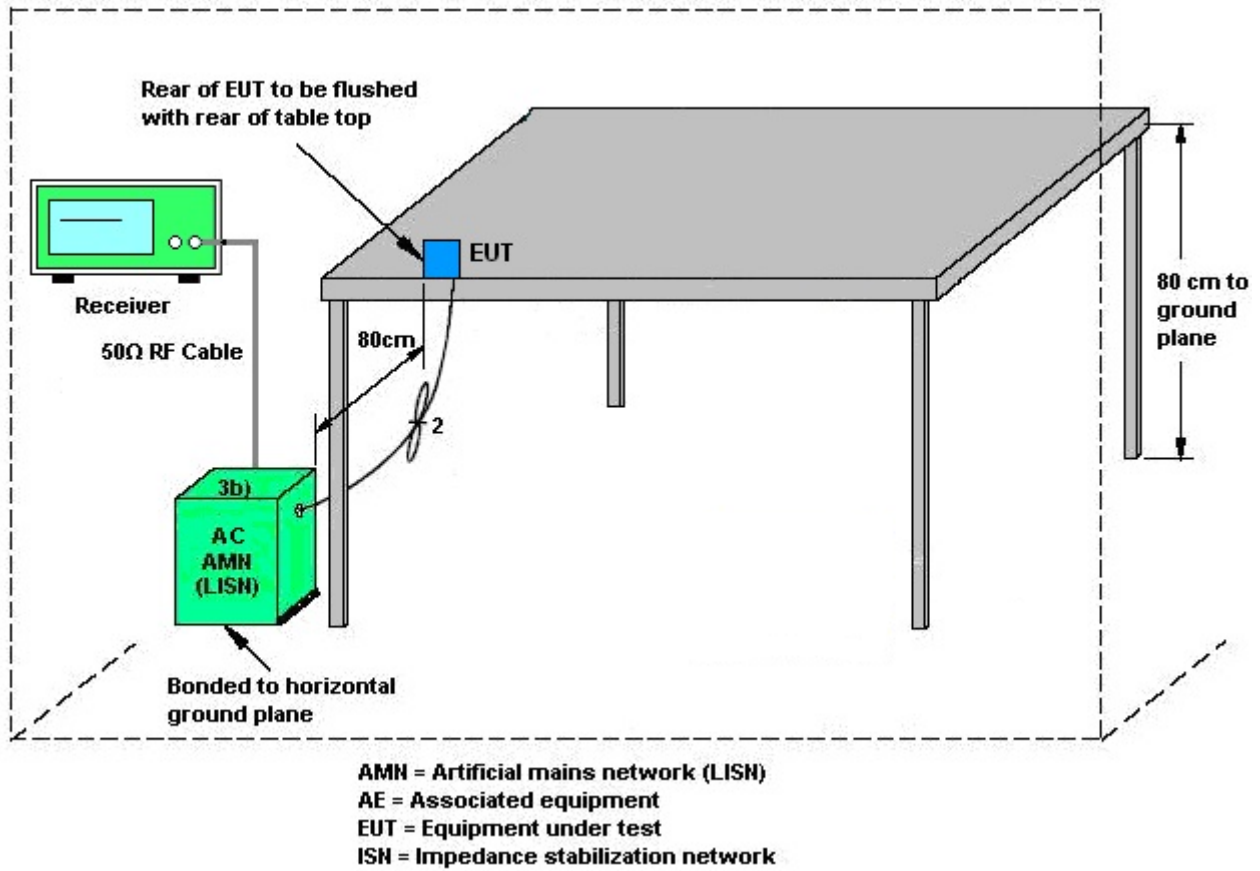
#### 3.5.2 Measuring Instruments

The measuring equipment is listed in the section 4 of this test report.

#### 3.5.3 Test Procedures

1. The EUT was placed 0.4 meter from the conducting wall of the shielding room was kept at least 80 centimeters from any other grounded conducting surface.
2. Connect EUT to the power mains through a line impedance stabilization network (LISN).
3. All the support units are connecting to the other LISN.
4. The LISN provides 50 ohm coupling impedance for the measuring instrument.
5. The FCC states that a 50 ohm, 50 microhenry LISN should be used.
6. Both sides of AC line were checked for maximum conducted interference.
7. The frequency range from 150 kHz to 30 MHz was searched.
8. Set the test-receiver system to Peak Detect Function and specified bandwidth with Maximum Hold Mode.

### 3.5.4 Test Setup



### 3.5.5 Test Result of AC Conducted Emission

Please refer to Appendix B.



## **3.6 Antenna Requirements**

### **3.6.1 Standard Applicable**

If transmitting antenna directional gain is greater than 6 dBi, both the peak transmit power and the peak power spectral density shall be reduced by the amount in dB that the directional gain of the antenna exceeds 6 dBi.

### **3.6.2 Antenna Anti-Replacement Construction**

An embedded-in antenna design is used.

### **3.6.3 Antenna Gain**

The antenna peak gain of EUT is less than 6 dBi. Therefore, it is not necessary to reduce maximum peak output power limit.



## 4 List of Measuring Equipment

Instrument	Manufacturer	Model No.	Serial No.	Characteristics	Calibration Date	Test Date	Due Date	Remark
Spectrum Analyzer	R&S	FSV40	101078	10Hz~40GHz	Apr. 07, 2022	Apr. 29, 2022	Apr. 06, 2023	Conducted (TH01-SZ)
Pulse Power Sensor	Anritsu	MA2411B	1339473	30MHz~40GHz	Dec. 28, 2021	Apr. 29, 2022	Dec. 27, 2022	Conducted (TH01-SZ)
Power Meter	Anritsu	ML2495A	1542004	50MHz Bandwidth	Dec. 28, 2021	Apr. 29, 2022	Dec. 27, 2022	Conducted (TH01-SZ)
EMI Test Receiver	R&S	ESR7	101404	9kHz~7GHz	Oct. 22, 2021	May 22, 2022~ Jun. 28, 2022	Oct. 21, 2022	Radiation (03CH02-SZ)
EXA Spectrum Analyzer	KEYSIGHT	N9010A	MY551502 13	10Hz~44GHz	Jul. 13, 2021	May 22, 2022~ Jun. 28, 2022	Jul. 12, 2022	Radiation (03CH02-SZ)
Loop Antenna	R&S	HFH2-Z2	100354	9kHz~30MHz	Jun. 22, 2020	May 22, 2022~ Jun. 28, 2022	Jun. 21, 2022	Radiation (03CH02-SZ)
Loop Antenna	R&S	HFH2-Z2	100354	9kHz~30MHz	Jun. 21, 2022		Jun. 20, 2024	Radiation (03CH02-SZ)
Bilog Antenna	TeseQ	CBL6112D	35407	30MHz~2GHz	Jul. 15, 2021	May 22, 2022~ Jun. 28, 2022	Jul. 14, 2022	Radiation (03CH02-SZ)
Double Ridge Horn Antenna	ETS-Lindgren	3117	00119436	1GHz~18GHz	Jul. 25, 2021	May 22, 2022~ Jun. 28, 2022	Jul. 24, 2022	Radiation (03CH02-SZ)
SHF-EHF Horn	com-power	AH-840	101071	18GHz~40GHz	Apr. 10, 2022	May 22, 2022~ Jun. 28, 2022	Apr. 09, 2023	Radiation (03CH02-SZ)
LF Amplifier	Burgeon	BPA-530	102211	0.01~3000Mhz	Oct. 22, 2021	May 22, 2022~ Jun. 28, 2022	Oct. 21, 2022	Radiation (03CH02-SZ)
HF Amplifier	MITEQ	AMF-7D-0010 1800-30-10P-R	1943528	1GHz~18GHz	Oct. 22, 2021	May 22, 2022~ Jun. 28, 2022	Oct. 21, 2022	Radiation (03CH02-SZ)
HF Amplifier	KEYSIGHT	83017A	MY532701 05	0.5GHz~26.5Ghz	Oct. 22, 2021	May 22, 2022~ Jun. 28, 2022	Oct. 21, 2022	Radiation (03CH02-SZ)
HF Amplifier	MITEQ	TTA1840-35-HG	1871923	18GHz~40GHz	Jul. 13, 2021	May 22, 2022~ Jun. 28, 2022	Jul. 12, 2022	Radiation (03CH02-SZ)
AC Power Source	Chroma	61601	616010002 470	N/A	NCR	May 22, 2022~ Jun. 28, 2022	NCR	Radiation (03CH02-SZ)
Turn Table	Chaintek	T-200	N/A	0~360 degree	NCR	May 22, 2022~ Jun. 28, 2022	NCR	Radiation (03CH02-SZ)
Antenna Mast	Chaintek	MBS-400	N/A	1 m~4 m	NCR	May 22, 2022~ Jun. 28, 2022	NCR	Radiation (03CH02-SZ)
EMI Receiver	R&S	ESR7	102297	9kHz~7GHz;	Jul 14, 2021	Jul. 13, 2022	Jul 13, 2022	Conduction (CO02-SZ)
AC LISN	R&S	ENV216	101499	9kHz~30MHz	Jul 14, 2021	Jul. 13, 2022	Jul 13, 2022	Conduction (CO02-SZ)
AC Power Source	CHROMA	61601	616010002 470	100Vac~250Vac	NCR	Jul. 13, 2022	NCR	Conduction (CO02-SZ))

NCR: No Calibration Required



## 5 Uncertainty of Evaluation

The measurement uncertainties shown below were calculated in accordance with the requirements of ANSI 63.10-2013. All the measurement uncertainty value were shown with a coverage K=2 to indicate 95% level of confidence. The measurement data show herein meets or exceeds the CISPR measurement uncertainty values specified in CISPR 16-4-2 and can be compared directly to specified limit to determine compliance.

### Uncertainty of Conducted Measurement

Test Item	Uncertainty
Conducted Power	±1.34 dB
Conducted Emissions	±1.34 dB
Occupied Channel Bandwidth	±0.13 %
Conducted Power Spectral Density	±1.32 dB

### Uncertainty of Conducted Emission Measurement (150kHz ~ 30MHz)

Measuring Uncertainty for a Level of Confidence of 95% (U = 2Uc(y))	2.2dB
---	-------

### Uncertainty of Radiated Emission Measurement (30 MHz ~ 1000 MHz)

Measuring Uncertainty for a Level of Confidence of 95% (U = 2Uc(y))	5.0dB
---	-------

### Uncertainty of Radiated Emission Measurement (1000 MHz ~ 18000 MHz)

Measuring Uncertainty for a Level of Confidence of 95% (U = 2Uc(y))	5.1dB
---	-------

### Uncertainty of Radiated Emission Measurement (18000 MHz ~ 40000 MHz)

Measuring Uncertainty for a Level of Confidence of 95% (U = 2Uc(y))	5.1dB
---	-------

----- THE END -----



## **Appendix A. Conducted Test Results**

**Appendix A. Test Result of Conducted Test Items**

Test Engineer:	Chen Hong	Temperature:	21~25	°C
Test Date:	2022/4/29	Relative Humidity:	51~54	%



**TEST RESULTS DATA**  
**6dB and 26dB EBW and 99% OBW**

Band IV									
Mod.	Data Rate	NTX	CH.	Freq. (MHz)	99% Bandwidth (MHz)	26 dB Bandwidth (MHz)	6 dB Bandwidth (MHz)	6dB Bandwidth min. Limit (MHz)	Pass/Fail
11a	6M bps	1	149	5745	16.83	20.50	15.14	0.5	Pass
11a	6Mbps	1	157	5785	16.78	20.50	15.09	0.5	Pass
11a	6Mbps	1	165	5825	16.83	20.50	15.10	0.5	Pass
HT20	MCS 0	1	149	5745	17.73	20.55	15.10	0.5	Pass
HT20	MCS 0	1	157	5785	17.78	20.65	15.05	0.5	Pass
HT20	MCS 0	1	165	5825	17.73	20.70	15.10	0.5	Pass
HT40	MCS 0	1	151	5755	36.26	40.14	35.10	0.5	Pass
HT40	MCS 0	1	159	5795	36.36	40.32	35.10	0.5	Pass
VHT80	MCS 0	1	155	5775	75.40	81.76	75.20	0.5	Pass

**TEST RESULTS DATA**  
**Average Power Table**

Band IV										
Mod.	Data Rate	NTX	CH.	Freq. (MHz)	Duty Factor (dB)	Average Conducted Power (dBm)	FCC Conducted Power Limit (dBm)	DG (dBi)		Pass/Fail
11a	6M bps	1	149	5745	0.16	17.43	30.00	6.00		Pass
11a	6Mbps	1	157	5785	0.16	17.48	30.00	6.00		Pass
11a	6Mbps	1	165	5825	0.16	17.46	30.00	6.00		Pass
HT20	MCS 0	1	149	5745	0.17	16.40	30.00	6.00		Pass
HT20	MCS 0	1	157	5785	0.17	16.44	30.00	6.00		Pass
HT20	MCS 0	1	165	5825	0.17	16.40	30.00	6.00		Pass
HT40	MCS 0	1	151	5755	0.33	16.54	30.00	6.00		Pass
HT40	MCS 0	1	159	5795	0.33	16.58	30.00	6.00		Pass
VHT20	MCS 0	1	149	5745	0.15	16.34	30.00	6.00		Pass
VHT20	MCS 0	1	157	5785	0.15	16.36	30.00	6.00		Pass
VHT20	MCS 0	1	165	5825	0.15	16.35	30.00	6.00		Pass
VHT40	MCS 0	1	151	5755	0.33	16.51	30.00	6.00		Pass
VHT40	MCS 0	1	159	5795	0.33	16.52	30.00	6.00		Pass
VHT80	MCS 0	1	155	5775	0.66	16.37	30.00	6.00		Pass

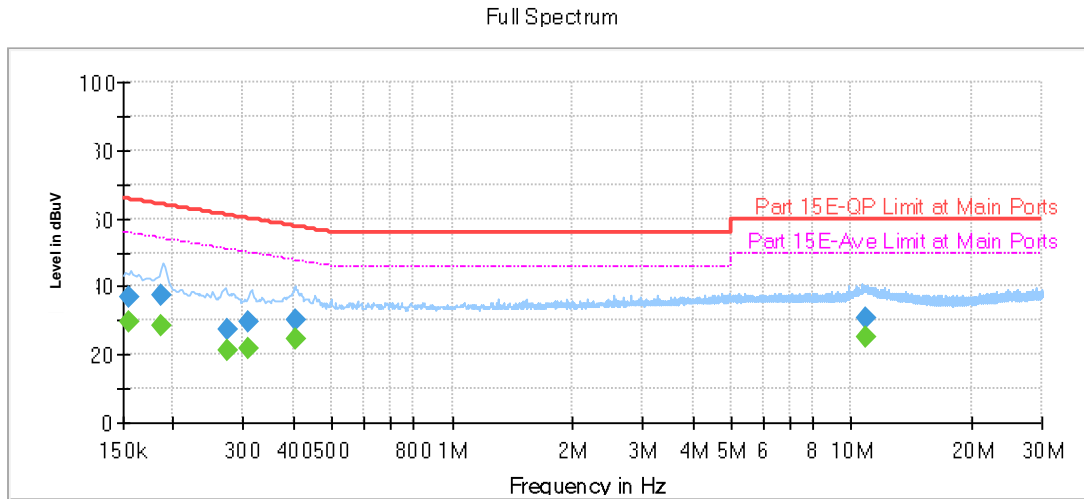
**TEST RESULTS DATA**  
**Power Spectral Density**

Band IV										
Mod.	Data Rate	NTX	CH.	Freq. (MHz)	Duty Factor (dB)	10log (500kHz /RBW) Factor (dB)	Average Power Density (dBm/500kHz)	Average PSD Limit (dBm/500kHz)	DG (dBi)	Pass/Fail
11a	6M bps	1	149	5745	0.16	2.22	4.23	30.00	6.00	Pass
11a	6Mbps	1	157	5785	0.16	2.22	4.18	30.00	6.00	Pass
11a	6Mbps	1	165	5825	0.16	2.22	4.17	30.00	6.00	Pass
HT20	MCS 0	1	149	5745	0.17	2.22	2.91	30.00	6.00	Pass
HT20	MCS 0	1	157	5785	0.17	2.22	2.83	30.00	6.00	Pass
HT20	MCS 0	1	165	5825	0.17	2.22	2.99	30.00	6.00	Pass
HT40	MCS 0	1	151	5755	0.33	2.22	-0.11	30.00	6.00	Pass
HT40	MCS 0	1	159	5795	0.33	2.22	-0.05	30.00	6.00	Pass
VHT80	MCS 0	1	155	5775	0.66	2.22	-2.77	30.00	6.00	Pass



## Appendix B. AC Conducted Emission Test Results

Test Engineer :	ZhangTao	Temperature :	22~25°C
		Relative Humidity :	50~55%
Test Voltage :	120Vac / 60Hz	Phase :	Line
Remark :	All emissions not reported here are more than 10 dB below the prescribed limit.		



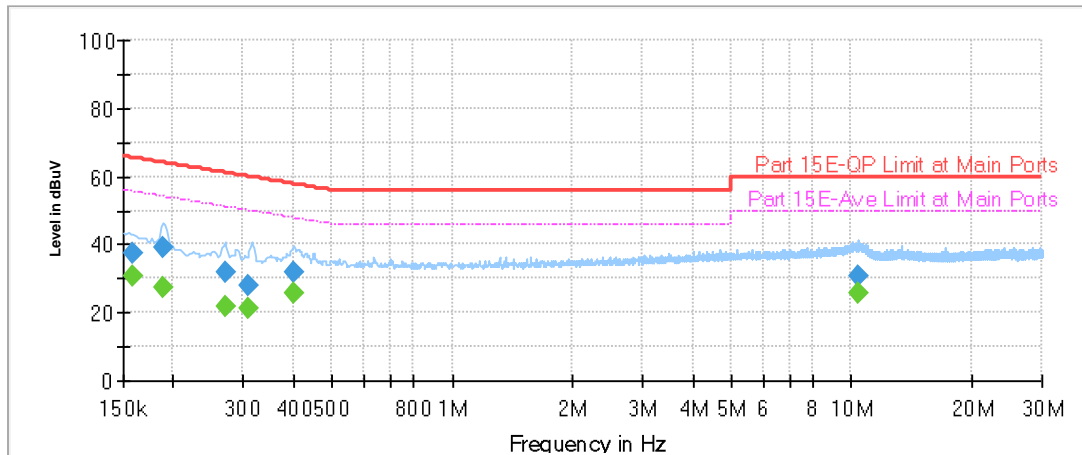
### Final\_Result

Frequency (MHz)	QuasiPeak (dBμV)	Average (dBμV)	Limit (dBμV)	Margin (dB)	Line	Filter	Corr. (dB)
0.155400	36.92	---	65.71	28.78	L1	OFF	19.7
0.155400	---	29.64	55.71	26.07	L1	OFF	19.7
0.186000	37.62	---	64.21	26.59	L1	OFF	19.7
0.186000	---	28.43	54.21	25.78	L1	OFF	19.7
0.273750	27.31	---	61.00	33.70	L1	OFF	19.7
0.273750	---	21.38	51.00	29.63	L1	OFF	19.7
0.309750	29.77	---	59.98	30.20	L1	OFF	19.7
0.309750	---	21.78	49.98	28.19	L1	OFF	19.7
0.406500	29.95	---	57.72	27.77	L1	OFF	19.7
0.406500	---	24.32	47.72	23.40	L1	OFF	19.7
10.849650	30.51	---	60.00	29.49	L1	OFF	20.0
10.849650	---	25.14	50.00	24.86	L1	OFF	20.0



Test Engineer :	ZhangTao	Temperature :	22~25°C
		Relative Humidity :	50~55%
Test Voltage :	120Vac / 60Hz	Phase :	Neutral
Remark :	All emissions not reported here are more than 10 dB below the prescribed limit.		

Full Spectrum



Final\_Result

Frequency (MHz)	QuasiPeak (dBμV)	Average (dBμV)	Limit (dBμV)	Margin (dB)	Line	Filter	Corr. (dB)
0.159000	37.35	---	65.52	28.17	N	OFF	19.7
0.159000	---	30.80	55.52	24.72	N	OFF	19.7
0.188070	39.31	---	64.12	24.81	N	OFF	19.7
0.188070	---	27.33	54.12	26.79	N	OFF	19.7
0.269430	31.79	---	61.14	29.34	N	OFF	19.7
0.269430	---	21.96	51.14	29.17	N	OFF	19.7
0.309750	27.91	---	59.98	32.07	N	OFF	19.7
0.309750	---	21.30	49.98	28.68	N	OFF	19.7
0.401460	31.67	---	57.82	26.16	N	OFF	19.7
0.401460	---	25.86	47.82	21.96	N	OFF	19.7
10.349250	30.72	---	60.00	29.28	N	OFF	20.0
10.349250	---	25.51	50.00	24.49	N	OFF	20.0



### Appendix C. Radiated Spurious Emission

#### U-NII-3 - 5725~5850MHz

#### WIFI 802.11a (Band Edge @ 3m)

WIFI Ant.	Note	Frequency	Level	Margin	Limit Line	Read Level	Antenna Factor	Path Loss	Preamp Factor	Ant Pos	Table Pos	Peak Avg.	Pol.
1		( MHz )	( dBμV/m )	( dB )	( dBμV/m )	( dBμV )	( dB/m )	( dB )	( dB )	( cm )	( deg )	( P/A )	( H/V )
802.11a CH 149 5745MHz		5648.8	51.68	-16.62	68.3	37.49	34.3	10.33	30.44	100	59	P	H
		5699.8	52.36	-52.69	105.05	38.07	34.5	10.32	30.53	100	59	P	H
		5716.8	57.32	-52.59	109.91	42.9	34.53	10.38	30.49	100	59	P	H
		5724.2	61.06	-59.32	120.38	46.54	34.57	10.44	30.49	100	59	P	H
	*	5745	106.47	-	-	91.82	34.6	10.49	30.44	100	59	P	H
		5745	99.25	-	-	84.6	34.6	10.49	30.44	100	59	A	H
		5601.4	51.36	-16.94	68.3	37.08	34.3	10.33	30.35	100	118	P	V
		5699	52.88	-51.59	104.47	38.59	34.5	10.32	30.53	100	118	P	V
		5718.6	59.15	-51.26	110.41	44.63	34.57	10.44	30.49	100	118	P	V
		5723.8	63.35	-56.11	119.46	48.83	34.57	10.44	30.49	100	118	P	V
	*	5745	108.21	-	-	93.56	34.6	10.49	30.44	100	118	P	V
		5745	100.88	-	-	86.23	34.6	10.49	30.44	100	118	A	V



WIFI Ant. 1	Note	Frequency ( MHz )	Level ( dBμV/m )	Margin ( dB )	Limit Line ( dBμV/m )	Read Level ( dBμV )	Antenna Factor ( dB/m )	Path Loss ( dB )	Preamp Factor ( dB )	Ant Pos ( cm )	Table Pos ( deg )	Peak Avg. ( P/A )	Pol. ( H/V )
		5618.6	51.77	-16.53	68.3	37.54	34.3	10.33	30.4	100	63	P	H
		5674.2	52.14	-34.06	86.2	37.91	34.4	10.32	30.49	100	63	P	H
		5712.4	52.86	-55.81	108.67	38.44	34.53	10.38	30.49	100	63	P	H
		5721.4	52.18	-61.81	113.99	37.66	34.57	10.44	30.49	100	63	P	H
	*	5785	105.56	-	-	90.64	34.67	10.61	30.36	100	63	P	H
		5785	99.04	-	-	84.12	34.67	10.61	30.36	100	63	A	H
		5850.6	52.79	-68.04	120.83	37.59	34.9	10.78	30.48	100	63	P	H
		5864	53.99	-54.29	108.28	38.77	34.93	10.82	30.53	100	63	P	H
		5885.6	52.31	-45.02	97.33	37.08	34.97	10.85	30.59	100	63	P	H
		5925	52.98	-15.22	68.2	37.51	35.07	10.94	30.54	100	63	P	H
		5602.8	53.23	-15.07	68.3	39	34.3	10.33	30.4	100	118	P	V
		5658.8	52.64	-22.18	74.82	38.51	34.3	10.32	30.49	100	118	P	V
		5707	53.28	-53.88	107.16	38.86	34.53	10.38	30.49	100	118	P	V
		5720.2	52.65	-58.61	111.26	38.13	34.57	10.44	30.49	100	118	P	V
	*	5785	108.24	-	-	93.32	34.67	10.61	30.36	100	118	P	V
		5785	101.22	-	-	86.3	34.67	10.61	30.36	100	118	A	V
		5851.6	53.03	-65.52	118.55	37.83	34.9	10.78	30.48	100	118	P	V
		5864	53.76	-54.52	108.28	38.54	34.93	10.82	30.53	100	118	P	V
		5895.2	53.24	-36.97	90.21	37.94	35	10.89	30.59	100	118	P	V
		5933.2	53.36	-14.94	68.3	37.89	35.07	10.94	30.54	100	118	P	V



WIFI Ant. 1	Note	Frequency ( MHz )	Level ( dBμV/m )	Margin ( dB )	Limit Line ( dBμV/m )	Read Level ( dBμV )	Antenna Factor ( dB/m )	Path Loss ( dB )	Preamp Factor ( dB )	Ant Pos ( cm )	Table Pos ( deg )	Peak Avg. ( P/A )	Pol. ( H/V )
802.11a CH 165 5825MHz	*	5825	105.77	-	-	90.62	34.83	10.74	30.42	100	65	P	H
		5825	98.91	-	-	83.76	34.83	10.74	30.42	100	65	A	H
		5851	60.35	-59.57	119.92	45.15	34.9	10.78	30.48	100	65	P	H
		5857	55.17	-55.07	110.24	39.9	34.93	10.82	30.48	100	65	P	H
		5905	52.92	-30.04	82.96	37.57	35.03	10.91	30.59	100	65	P	H
		5932.8	51.56	-16.74	68.3	36.09	35.07	10.94	30.54	100	65	P	H
	*	5825	107.84	-	-	92.69	34.83	10.74	30.42	120	124	P	V
		5825	100.26	-	-	85.11	34.83	10.74	30.42	120	124	A	V
		5851	58.94	-60.98	119.92	43.74	34.9	10.78	30.48	120	124	P	V
		5855.8	55.08	-55.5	110.58	39.81	34.93	10.82	30.48	120	124	P	V
		5903.2	52.06	-32.23	84.29	36.76	35	10.89	30.59	120	124	P	V
		5935.8	52.04	-16.26	68.3	36.52	35.07	10.94	30.49	120	124	P	V
	Remark	1. No other spurious found. 2. All results are PASS against Peak and Average limit line.											





**U-NII-3 5725~5850MHz  
WIFI 802.11a (Harmonic @ 3m)**

WIFI Ant. 1	Note	Frequency ( MHz )	Level ( dBμV/m )	Margin ( dB )	Limit Line ( dBμV/m )	Read Level ( dBμV )	Antenna Factor ( dB/m )	Path Loss ( dB )	Preamp Factor ( dB )	Ant Pos ( cm )	Table Pos ( deg )	Peak Avg. ( P/A )	Pol. ( H/V )
802.11a CH 149 5745MHz		9192	50.46	-23.54	74	61.55	36.39	10.82	58.3	-	-	P	H
		11490	53.05	-20.95	74	60.3	38.34	12.32	57.91	100	25	P	H
		11490	47.88	-6.12	54	55.13	38.34	12.32	57.91	100	25	A	H
		17235	50.86	-17.44	68.3	49.84	42.27	15.58	56.83	-	-	P	H
		9192	51.54	-22.46	74	62.63	36.39	10.82	58.3	100	88	P	V
		9192	47.4	-6.6	54	58.49	36.39	10.82	58.3	100	88	A	V
		11490	56.4	-17.6	74	63.65	38.34	12.32	57.91	100	133	P	V
		11490	49.61	-4.39	54	56.86	38.34	12.32	57.91	100	133	A	V
802.11a CH 157 5785MHz		9256	46.18	-22.12	68.3	57.36	36.46	10.77	58.41	100	124	P	H
		11570	54.18	-19.82	74	61.36	38.42	12.31	57.91	100	78	P	H
		11570	48.18	-5.82	54	55.36	38.42	12.31	57.91	100	78	A	H
		17355	50.63	-17.67	68.3	49.83	42.1	15.65	56.95	-	-	P	H
		9256	50.68	-17.62	68.3	61.86	36.46	10.77	58.41	-	-	P	V
		11570	55.18	-18.82	74	62.36	38.42	12.31	57.91	100	129	P	V
		11570	48.95	-5.05	54	56.13	38.42	12.31	57.91	100	129	A	V
		17355	50.22	-18.08	68.3	49.42	42.1	15.65	56.95	-	-	P	V
802.11a CH 165 5825MHz		9320	47.91	-26.09	74	59.13	36.51	10.77	58.5	-	-	P	H
		11650	53.39	-20.61	74	60.48	38.48	12.36	57.93	100	116	P	H
		11650	46.03	-7.97	54	53.12	38.48	12.36	57.93	100	116	A	H
		17475	50.46	-17.84	68.3	49.8	41.94	15.79	57.07	-	-	P	H
		9320	51.13	-22.87	74	62.35	36.51	10.77	58.5	100	117	P	V
		9320	49.2	-4.8	54	60.42	36.51	10.77	58.5	100	117	A	V
		11650	58.32	-15.68	74	65.41	38.48	12.36	57.93	100	131	P	V
		11650	50.16	-3.84	54	57.25	38.48	12.36	57.93	100	131	A	V
	17475	50.2	-18.1	68.3	49.54	41.94	15.79	57.07	-	-	P	V	
Remark	1. No other spurious found. 2. All results are PASS against Peak and Average limit line.												



U-NII-3 5725~5850MHz
WIFI 802.11n HT20 (Band Edge @ 3m)

Table with 14 columns: WIFI Ant. 1, Note, Frequency (MHz), Level (dBµV/m), Margin (dB), Limit Line (dBµV/m), Read Level (dBµV), Antenna Factor (dB/m), Path Loss (dB), Preamp Factor (dB), Ant Pos (cm), Table Pos (deg), Peak Avg. (P/A), Pol. (H/V). Rows include test data for frequencies 5614.4 to 5745 MHz.



WIFI Ant. 1	Note	Frequency ( MHz )	Level ( dBμV/m )	Margin ( dB )	Limit Line ( dBμV/m )	Read Level ( dBμV )	Antenna Factor ( dB/m )	Path Loss ( dB )	Preamp Factor ( dB )	Ant Pos ( cm )	Table Pos ( deg )	Peak Avg. (P/A)	Pol. (H/V)
802.11n HT20 CH 157 5785MHz		5631	52.04	-16.26	68.3	37.6	34.3	10.58	30.44	100	58	P	H
		5685.4	51.75	-42.71	94.46	37.19	34.5	10.59	30.53	100	58	P	H
		5701.2	53.02	-52.52	105.54	38.41	34.53	10.61	30.53	100	58	P	H
		5722.2	51.76	-64.06	115.82	37.07	34.57	10.61	30.49	100	58	P	H
	*	5785	106.17	-	-	91.22	34.67	10.64	30.36	100	58	P	H
		5785	99.05	-	-	84.1	34.67	10.64	30.36	100	58	A	H
		5850.4	51.58	-69.71	121.29	36.48	34.9	10.68	30.48	100	58	P	H
		5874.6	53.38	-51.93	105.31	38.23	34.97	10.71	30.53	100	58	P	H
		5878	54.42	-48.55	102.97	39.27	34.97	10.71	30.53	100	58	P	H
		5933.8	52.87	-15.43	68.3	37.56	35.07	10.78	30.54	100	58	P	H
		5625.6	52.16	-16.14	68.3	37.68	34.3	10.58	30.4	100	118	P	V
		5679.4	53.36	-36.68	90.04	38.9	34.4	10.59	30.53	100	118	P	V
		5709.8	53.09	-54.86	107.95	38.44	34.53	10.61	30.49	100	118	P	V
		5723	52.26	-65.38	117.64	37.57	34.57	10.61	30.49	100	118	P	V
	*	5785	106.42	-	-	91.47	34.67	10.64	30.36	100	118	P	V
		5785	99.91	-	-	84.96	34.67	10.64	30.36	100	118	A	V
		5850	52.17	-70.03	122.2	37.07	34.9	10.68	30.48	100	118	P	V
		5858	52.73	-57.23	109.96	37.62	34.93	10.71	30.53	100	118	P	V
	5894.8	53.61	-36.9	90.51	38.45	35	10.75	30.59	100	118	P	V	
	5947	52.81	-15.49	68.3	37.42	35.1	10.78	30.49	100	118	P	V	



WIFI Ant. 1	Note	Frequency ( MHz )	Level ( dBμV/m )	Margin ( dB )	Limit Line ( dBμV/m )	Read Level ( dBμV )	Antenna Factor ( dB/m )	Path Loss ( dB )	Preamp Factor ( dB )	Ant Pos ( cm )	Table Pos ( deg )	Peak Avg. ( P/A )	Pol. ( H/V )
802.11n HT20 CH 165 5825MHz	*	5825	104.41	-	-	89.32	34.83	10.68	30.42	100	60	P	H
		5825	98.69	-	-	83.6	34.83	10.68	30.42	100	60	A	H
		5852.2	59.62	-57.56	117.18	44.52	34.9	10.68	30.48	100	60	P	H
		5855.8	55.65	-54.93	110.58	40.49	34.93	10.71	30.48	100	60	P	H
		5910.2	52.34	-26.78	79.12	37.1	35.03	10.75	30.54	100	60	P	H
		5943.4	52.63	-15.67	68.3	37.24	35.1	10.78	30.49	100	60	P	H
	*	5825	106.24	-	-	91.15	34.83	10.68	30.42	108	122	P	V
		5825	99.69	-	-	84.6	34.83	10.68	30.42	108	122	A	V
		5850.8	57.35	-63.03	120.38	42.25	34.9	10.68	30.48	108	122	P	V
		5855.2	53.46	-57.28	110.74	38.33	34.93	10.68	30.48	108	122	P	V
		5913.8	52.88	-23.58	76.46	37.64	35.03	10.75	30.54	108	122	P	V
		5925.6	52.62	-15.68	68.3	37.34	35.07	10.75	30.54	108	122	P	V
Remark	<ol style="list-style-type: none"> <li>No other spurious found.</li> <li>All results are PASS against Peak and Average limit line.</li> </ol>												



**U-NII-3 5725~5850MHz**  
**WIFI 802.11n HT20 (Harmonic @ 3m)**

WIFI Ant. 1	Note	Frequency ( MHz )	Level ( dBμV/m )	Margin ( dB )	Limit Line ( dBμV/m )	Read Level ( dBμV )	Antenna Factor ( dB/m )	Path Loss ( dB )	Preamp Factor ( dB )	Ant Pos ( cm )	Table Pos ( deg )	Peak Avg. ( P/A )	Pol. ( H/V )
802.11n HT20 CH 149 5745MHz		9192	50.43	-23.57	74	61.52	36.39	10.82	58.3	-	-	P	H
		11490	50.55	-23.45	74	57.8	38.34	12.32	57.91	-	-	P	H
		17235	50.23	-18.07	68.3	49.21	42.27	15.58	56.83	-	-	P	H
		9192	51.43	-22.57	74	62.52	36.39	10.82	58.3	100	147	P	V
		9192	47.7	-6.3	54	58.79	36.39	10.82	58.3	100	147	A	V
		11490	55.08	-18.92	74	62.33	38.34	12.32	57.91	100	142	P	V
		11490	49.08	-4.92	54	56.33	38.34	12.32	57.91	100	142	A	V
802.11n HT20 CH 157 5785MHz		17235	50.91	-17.39	68.3	49.89	42.27	15.58	56.83	-	-	P	V
		9256	47.94	-20.36	68.3	59.12	36.46	10.77	58.41	-	-	P	H
		11570	49.52	-24.48	74	56.7	38.42	12.31	57.91	-	-	P	H
		17355	50.07	-18.23	68.3	49.27	42.1	15.65	56.95	-	-	P	H
		9256	51.53	-16.77	68.3	62.71	36.46	10.77	58.41	-	-	P	V
		11570	54.42	-19.58	74	61.6	38.42	12.31	57.91	100	125	P	V
		11570	48.93	-5.07	54	56.11	38.42	12.31	57.91	100	125	A	V
802.11n HT20 CH 165 5825MHz		17355	50.39	-17.91	68.3	49.59	42.1	15.65	56.95	-	-	P	V
		9320	49.49	-24.51	74	60.71	36.51	10.77	58.5	-	-	P	H
		11650	50.3	-23.7	74	57.39	38.48	12.36	57.93	-	-	P	H
		17475	50.17	-18.13	68.3	49.51	41.94	15.79	57.07	-	-	P	H
		9320	51.93	-22.07	74	63.15	36.51	10.77	58.5	100	66	P	V
		9320	48.22	-5.78	54	59.44	36.51	10.77	58.5	100	66	A	V
		11650	54.37	-19.63	74	61.46	38.48	12.36	57.93	125	163	P	V
		11650	49.94	-4.06	54	57.03	38.48	12.36	57.93	125	163	A	V
	17475	50.4	-17.9	68.3	49.74	41.94	15.79	57.07	-	-	P	V	
Remark	1. No other spurious found. 2. All results are PASS against Peak and Average limit line.												



U-NII-3 5725~5850MHz
WIFI 802.11n HT40 (Band Edge @ 3m)

Table with 14 columns: WIFI Ant. 1, Note, Frequency (MHz), Level (dBµV/m), Margin (dB), Limit Line (dBµV/m), Read Level (dBµV), Antenna Factor (dB/m), Path Loss (dB), Preamp Factor (dB), Ant Pos (cm), Table Pos (deg), Peak Avg. (P/A), Pol. (H/V). Rows include frequency measurements from 5603.2 to 5944.8 MHz.



WIFI Ant. 1	Note	Frequency ( MHz )	Level ( dBμV/m )	Margin ( dB )	Limit Line ( dBμV/m )	Read Level ( dBμV )	Antenna Factor ( dB/m )	Path Loss ( dB )	Preamp Factor ( dB )	Ant Pos ( cm )	Table Pos ( deg )	Peak Avg. ( P/A )	Pol. ( H/V )
802.11n HT40 CH 159 5795MHz		5612	52.12	-16.18	68.3	37.89	34.3	10.33	30.4	100	58	P	H
		5695.6	52.93	-49.04	101.97	38.64	34.5	10.32	30.53	100	58	P	H
		5718.8	52.27	-58.19	110.46	37.75	34.57	10.44	30.49	100	58	P	H
		5724.6	52.4	-68.89	121.29	37.88	34.57	10.44	30.49	100	58	P	H
	*	5795	102.15	-	-	87.14	34.7	10.67	30.36	100	58	P	H
		5795	95.14	-	-	80.13	34.7	10.67	30.36	100	58	A	H
		5855	57.14	-53.66	110.8	41.87	34.93	10.82	30.48	100	58	P	H
		5855	57.14	-53.66	110.8	41.87	34.93	10.82	30.48	100	58	P	H
		5887.6	53.81	-42.04	95.85	38.51	35	10.89	30.59	100	58	P	H
		5925	53.09	-15.11	68.2	37.62	35.07	10.94	30.54	100	58	P	H
		5600	51.71	-16.59	68.3	37.43	34.3	10.33	30.35	100	122	P	V
		5680.8	51.86	-39.21	91.07	37.67	34.4	10.32	30.53	100	122	P	V
		5712.8	51.88	-56.91	108.79	37.46	34.53	10.38	30.49	100	122	P	V
		5720	51.79	-59.01	110.8	37.27	34.57	10.44	30.49	100	122	P	V
	*	5795	104.28	-	-	89.27	34.7	10.67	30.36	100	122	P	V
		5795	97.14	-	-	82.13	34.7	10.67	30.36	100	122	A	V
		5850	52.82	-69.38	122.2	37.62	34.9	10.78	30.48	100	122	P	V
		5856	53.21	-57.31	110.52	37.94	34.93	10.82	30.48	100	122	P	V
	5908.8	52.48	-27.67	80.15	37.08	35.03	10.91	30.54	100	122	P	V	
	5931.4	52.81	-15.49	68.3	37.34	35.07	10.94	30.54	100	122	P	V	
Remark	1. No other spurious found. 2. All results are PASS against Peak and Average limit line.												



**U-NII-3 5725~5850MHz**  
**WIFI 802.11n HT40 (Harmonic @ 3m)**

WIFI Ant. 1	Note	Frequency ( MHz )	Level ( dBμV/m )	Margin ( dB )	Limit Line ( dBμV/m )	Read Level ( dBμV )	Antenna Factor ( dB/m )	Path Loss ( dB )	Preamp Factor ( dB )	Ant Pos ( cm )	Table Pos ( deg )	Peak Avg. ( P/A )	Pol. ( H/V )
802.11n HT40 CH 151 5755MHz		9206	50.88	-17.42	68.3	61.99	36.41	10.81	58.33	-	-	P	H
		11510	48.37	-25.63	74	55.57	38.36	12.34	57.9	-	-	P	H
		17265	50.3	-18	68.3	49.44	42.22	15.51	56.87	-	-	P	H
		9206	50.18	-18.12	68.3	61.29	36.41	10.81	58.33	-	-	P	V
		11510	54.1	-19.9	74	61.3	38.36	12.34	57.9	100	75	P	V
		11510	49.26	-4.74	54	56.46	38.36	12.34	57.9	100	75	A	V
		17265	50.66	-17.64	68.3	49.8	42.22	15.51	56.87	-	-	P	V
802.11n HT40 CH 159 5795MHz		9272	50.28	-18.02	68.3	61.48	36.48	10.76	58.44	-	-	P	H
		11590	48.91	-25.09	74	56.09	38.43	12.31	57.92	-	-	P	H
		17385	50.51	-17.79	68.3	49.65	42.05	15.79	56.98	-	-	P	H
		9272	50.35	-17.95	68.3	61.55	36.48	10.76	58.44	-	-	P	V
		11590	53.22	-20.78	74	60.4	38.43	12.31	57.92	100	62	P	V
		11590	49.07	-4.93	54	56.25	38.43	12.31	57.92	100	62	A	V
		17385	50.58	-17.72	68.3	49.72	42.05	15.79	56.98	-	-	P	V
Remark	1. No other spurious found. 2. All results are PASS against Peak and Average limit line.												





**U-NII-3 5725~5850MHz  
WIFI 802.11ac VHT80 (Band Edge @ 3m)**

WIFI Ant. 1	Note	Frequency ( MHz )	Level ( dBμV/m )	Margin ( dB )	Limit Line ( dBμV/m )	Read Level ( dBμV )	Antenna Factor ( dB/m )	Path Loss ( dB )	Preamp Factor ( dB )	Ant Pos ( cm )	Table Pos ( deg )	Peak Avg. ( P/A )	Pol. ( H/V )
802.11ac VHT80 CH 155 5775MHz		5641.4	53.99	-14.31	68.3	39.55	34.3	10.58	30.44	100	58	P	H
		5694.8	58.29	-43.09	101.38	43.73	34.5	10.59	30.53	100	58	P	H
		5719.4	60.84	-49.79	110.63	46.15	34.57	10.61	30.49	100	58	P	H
		5723.4	61.93	-56.62	118.55	47.24	34.57	10.61	30.49	100	58	P	H
	*	5775	99.35	-	-	84.46	34.67	10.62	30.4	100	58	P	H
		5775	92.79	-	-	77.9	34.67	10.62	30.4	100	58	A	H
		5851.2	58.36	-61.1	119.46	43.26	34.9	10.68	30.48	100	58	P	H
		5857	58.62	-51.62	110.24	43.46	34.93	10.71	30.48	100	58	P	H
		5875.2	56.21	-48.84	105.05	41.06	34.97	10.71	30.53	100	58	P	H
		5932.2	53.3	-15	68.3	38.02	35.07	10.75	30.54	100	58	P	H
		5633.6	53.57	-14.73	68.3	39.13	34.3	10.58	30.44	100	123	P	V
		5698.8	58.71	-45.61	104.32	44.15	34.5	10.59	30.53	100	123	P	V
		5717.4	59.85	-50.22	110.07	45.2	34.53	10.61	30.49	100	123	P	V
		5722.8	61.25	-55.93	117.18	46.56	34.57	10.61	30.49	100	123	P	V
	*	5775	102.1	-	-	87.21	34.67	10.62	30.4	100	123	P	V
		5775	94.29	-	-	79.4	34.67	10.62	30.4	100	123	A	V
		5851.2	59.39	-60.07	119.46	44.29	34.9	10.68	30.48	100	123	P	V
		5856.4	60.14	-50.27	110.41	44.98	34.93	10.71	30.48	100	123	P	V
		5876.2	55.75	-48.56	104.31	40.6	34.97	10.71	30.53	100	123	P	V
		5936.2	52.7	-15.6	68.3	37.34	35.07	10.78	30.49	100	123	P	V
<b>Remark</b>	1. No other spurious found. 2. All results are PASS against Peak and Average limit line.												



U-NII-3 5725~5850MHz
WIFI 802.11ac VHT80 (Harmonic @ 3m)

Table with 14 columns: WIFI Ant. 1, Note, Frequency (MHz), Level (dBµV/m), Margin (dB), Limit Line (dBµV/m), Read Level (dBµV), Antenna Factor (dB/m), Path Loss (dB), Preamp Factor (dB), Ant Pos (cm), Table Pos (deg), Peak Avg. (P/A), Pol. (H/V). Rows include data for 802.11ac VHT80 CH 155 5775MHz at frequencies 9240, 11550, and 17325 MHz.

Remark
1. No other spurious found.
2. All results are PASS against Peak and Average limit line.



U-NII-3 5725~5850MHz

Emission below 1GHz

WIFI 802.11a (LF @ 3m)

WIFI Ant.	Note	Frequency	Level	Margin	Limit Line	Read Level	Antenna Factor	Path Loss	Preamp Factor	Ant Pos	Table Pos	Peak Avg.	Pol.
1		( MHz )	( dBμV/m )	( dB )	( dBμV/m )	( dBμV )	( dB/m )	( dB )	( dB )	( cm )	( deg )	( P/A )	( H/V )
802.11a LF		90.14	23.01	-20.49	43.5	43.29	13.92	0.98	35.18	-	-	P	H
		196.84	24.73	-18.77	43.5	41.87	16.51	1.45	35.1	-	-	P	H
		317.12	24.19	-21.81	46	37.06	20.15	1.88	34.9	-	-	P	H
		581.93	24.65	-21.35	46	31.13	25.43	2.63	34.54	-	-	P	H
		796.3	26.56	-19.44	46	29.59	28.19	3.09	34.31	-	-	P	H
		974.78	29.21	-24.79	54	29.94	29.99	3.43	34.15	-	-	P	H
		36.79	25.86	-14.14	40	40.84	19.38	0.64	35	-	-	P	V
		94.02	24.82	-18.68	43.5	45.03	13.98	1	35.19	-	-	P	V
		196.84	29.01	-14.49	43.5	46.15	16.51	1.45	35.1	-	-	P	V
		325.85	25.59	-20.41	46	38.15	20.44	1.9	34.9	-	-	P	V
		842.86	27.9	-18.1	46	30.44	28.57	3.19	34.3	-	-	P	V
		988.36	29.29	-24.71	54	29.82	30.13	3.46	34.12	-	-	P	V
Remark	1. No other spurious found. 2. All results are PASS against limit line.												



### Co-location

#### 5 GHz 5250~5350MHz

#### WIFI 802.11a TX & BLE TX (Band Edge @ 3m)

WIFI Ant.	Note	Frequency	Level	Over Limit	Limit Line	Read Level	Antenna Factor	Cable Loss	Preamp Factor	Ant Pos	Table Pos	Peak Avg.	Pol.
1		( MHz )	( dBμV/m )	( dB )	( dBμV/m )	( dBμV )	( dB/m )	( dB )	( dB )	( cm )	( deg )	( P/A )	( H/V )
802.11a CH165 5825MHz & BLE(2M) CH39		5825	106.01	-	-	90.86	34.83	10.74	30.42	116	174	P	H
		5825	98.79	-	-	83.64	34.83	10.74	30.42	116	174	A	H
	*	5851.2	58.06	-61.4	119.46	42.86	34.9	10.78	30.48	116	174	P	H
	*	5856	55.17	-55.35	110.52	39.9	34.93	10.82	30.48	116	174	A	H
		5893	52.54	-39.3	91.84	37.24	35	10.89	30.59	116	174	P	H
		5937.2	53.02	-15.28	68.3	37.5	35.07	10.94	30.49	116	174	A	H
		5825	107.75	-	-	92.6	34.83	10.74	30.42	100	115	P	V
		5825	100.52	-	-	85.37	34.83	10.74	30.42	100	115	A	V
	*	5850.6	61.85	-58.98	120.83	46.65	34.9	10.78	30.48	100	115	P	V
	*	5858.2	60.49	-49.41	109.9	45.27	34.93	10.82	30.53	100	115	A	V
		5878	54.07	-48.9	102.97	38.78	34.97	10.85	30.53	100	115	P	V
		5944	52.47	-15.83	68.3	36.9	35.1	10.96	30.49	100	115	A	V
Remark	1. No other spurious found. 2. All results are PASS against Peak and Average limit line.												



WIFI Ant. 1	Note	Frequency ( MHz )	Level ( dBμV/m )	Over Limit ( dB )	Limit Line ( dBμV/m )	Read Level ( dBμV )	Antenna Factor ( dB/m )	Cable Loss ( dB )	Preamp Factor ( dB )	Ant Pos ( cm )	Table Pos ( deg )	Peak Avg. (P/A)	Pol. (H/V)
802.11a CH165 5825MHz & BLE(2M) CH39		2480	96.18	-	-	90.4	32.07	5.66	31.95	116	356	P	H
		2480	94.08	-	-	88.3	32.07	5.66	31.95	116	356	A	H
	*	2494.8	51.94	-22.06	74	46.01	32.1	5.68	31.85	116	356	P	H
	*	2483.52	43.09	-10.91	54	37.31	32.07	5.66	31.95	116	356	A	H
		2480	96.62	-	-	90.84	32.07	5.66	31.95	136	281	P	V
		2480	94.06	-	-	88.28	32.07	5.66	31.95	136	281	A	V
	*	2490.24	52.31	-21.69	74	46.48	32.1	5.68	31.95	136	281	P	V
	*	2483.52	43.36	-10.64	54	37.58	32.07	5.66	31.95	136	281	A	V
<b>Remark</b>	3. No other spurious found. 4. All results are PASS against Peak and Average limit line.												



**5 GHz 5250~5350MHz  
WIFI 802.11a TX & BLE TX (Harmonic @ 3m)**

WIFI Ant.	Note	Frequency	Level	Over Limit	Limit Line	Read Level	Antenna Factor	Cable Loss	Preamp Factor	Ant Pos	Table Pos	Peak Avg.	Pol.
1		( MHz )	( dBμV/m )	( dB )	( dBμV/m )	( dBμV )	( dB/m )	( dB )	( dB )	( cm )	( deg )	( P/A )	( H/V )
802.11a CH165 5825MHz & BLE(2M) CH39		4960	50.03	-23.97	74	38.15	33.73	8.98	30.83	-	-	P	H
		7440	46.25	-27.75	74	31.38	35.78	11.12	32.03	-	-	P	H
		9320	48.91	-25.09	74	60.13	36.51	10.77	58.5	-	-	P	H
		11650	53.16	-20.84	74	60.25	38.48	12.36	57.93	100	214	P	H
		11650	46.43	-7.57	54	53.52	38.48	12.36	57.93	100	214	A	H
		17475	54.21	-14.09	68.3	53.55	41.94	15.79	57.07	-	-	P	H
		4960	50.41	-23.59	74	38.53	33.73	8.98	30.83	-	-	P	V
		7440	45.64	-28.36	74	30.77	35.78	11.12	32.03	-	-	P	V
		9320	51.44	-22.56	74	62.66	36.51	10.77	58.5	100	119	P	V
		9320	47.07	-6.93	54	58.29	36.51	10.77	58.5	100	119	P	V
		11650	56.59	-17.41	74	63.68	38.48	12.36	57.93	100	270	P	V
		11650	49.69	-4.31	54	56.78	38.48	12.36	57.93	100	270	A	V
	17475	55.3	-13	68.3	54.64	41.94	15.79	57.07	-	-	P	V	
Remark	1. No other spurious found. 2. All results are PASS against Peak and Average limit line.												



Note symbol

*	<b>Fundamental Frequency</b> which can be ignored. However, the level of any unwanted emissions shall not exceed the level of the fundamental frequency.
!	Test result is <b>Margin</b> line.
P/A	<b>Peak</b> or <b>Average</b>
H/V	<b>Horizontal</b> or <b>Vertical</b>



A calculation example for radiated spurious emission is shown as below:

WIFI	Note	Frequency	Level	Margin	Limit	Read	Antenna	Path	Preamp	Ant	Table	Peak	Pol.
Ant.					Line	Level	Factor	Loss	Factor	Pos	Pos	Avg.	
2		( MHz )	( dBμV/m )	( dB )	( dBμV/m )	( dBμV )	( dB/m )	( dB )	( dB )	( cm )	( deg )	( P/A )	( H/V )
802.11b		2390	55.45	-18.55	74	54.51	32.22	4.58	35.86	103	308	P	H
CH 01													
2412MHz		2390	43.54	-10.46	54	42.6	32.22	4.58	35.86	103	308	A	H

1. Path Loss(dB) = Cable loss(dB) + Filter loss(dB) + Attenuator loss(dB)
2. Level(dBμV/m) = Antenna Factor(dB/m) + Path Loss(dB) + Read Level(dBμV) - Preamp Factor(dB)
3. Margin (dB) = Level(dBμV/m) – Limit Line(dBμV/m)

**For Peak Limit @ 2390MHz:**

1. Level(dBμV/m)  
= Antenna Factor(dB/m) + Path Loss(dB) + Read Level(dBμV) - Preamp Factor(dB)  
= 32.22(dB/m) + 4.58(dB) + 54.51(dBμV) – 35.86 (dB)  
= 55.45 (dBμV/m)
2. Margin (dB)  
= Level(dBμV/m) – Limit Line(dBμV/m)  
= 55.45(dBμV/m) – 74(dBμV/m)  
= -18.55(dB)

**For Average Limit @ 2390MHz:**

1. Level(dBμV/m)  
= Antenna Factor(dB/m) + Path Loss(dB) + Read Level(dBμV) - Preamp Factor(dB)  
= 32.22(dB/m) + 4.58(dB) + 42.6(dBμV) – 35.86 (dB)  
= 43.54 (dBμV/m)
2. Margin (dB) = Level(dBμV/m) – Limit Line(dBμV/m)  
= 43.54(dBμV/m) – 54(dBμV/m)  
= -10.46(dB)

Both peak and average measured complies with the limit line, so test result is “PASS”.





# Appendix D. Radiated Spurious Emission

## U-NII-3 - 5725~5850MHz WIFI 802.11a (Band Edge @ 3m)

WIFI	U-NII-3 5725~5850MHz Band Edge @ 3m																																																																																																																									
ANT	802.11a CH149 5745MHz																																																																																																																									
1	Horizontal	Fundamental																																																																																																																								
<b>Peak</b>	<p>Site : 03CH02-S2 Condition : PEAK_BE(B4)_16.24 3m HF_ANT_3117_0107 HORIZONTAL Project : I20234-01 Mode : Mode 30 MEI : #92 G03022G032165001G Plane : Y with Accessory GM PowerSetting 18</p> <table border="1"> <thead> <tr> <th>Peak</th> <th>Freq</th> <th>Level</th> <th>Limit</th> <th>Over</th> <th>Line</th> <th>ReadAntenna</th> <th>Cable</th> <th>Preamp</th> <th>A/Pos</th> <th>T/Pos</th> <th>Remark</th> </tr> <tr> <th></th> <th>MHz</th> <th>dBuV/m</th> <th>dB</th> <th>dBuV/m</th> <th>dB</th> <th>dB</th> <th>dB</th> <th>dB</th> <th>cm</th> <th>deg</th> <th></th> </tr> </thead> <tbody> <tr> <td>1</td> <td>5648.00</td> <td>51.68</td> <td>-19.63</td> <td>68.38</td> <td>37.49</td> <td>34.38</td> <td>38.33</td> <td>38.44</td> <td>100</td> <td></td> <td>59 Peak</td> </tr> <tr> <td>2</td> <td>5699.00</td> <td>52.36</td> <td>-21.69</td> <td>185.85</td> <td>38.07</td> <td>34.38</td> <td>38.33</td> <td>38.53</td> <td>100</td> <td></td> <td>59 Peak</td> </tr> <tr> <td>3</td> <td>5716.00</td> <td>57.32</td> <td>-21.59</td> <td>189.91</td> <td>42.09</td> <td>34.53</td> <td>38.38</td> <td>38.49</td> <td>100</td> <td></td> <td>59 Peak</td> </tr> <tr> <td>4</td> <td>5745.38</td> <td>61.86</td> <td>-19.15</td> <td>128.38</td> <td>46.54</td> <td>34.17</td> <td>38.44</td> <td>38.49</td> <td>100</td> <td></td> <td>59 Peak</td> </tr> </tbody> </table>	Peak	Freq	Level	Limit	Over	Line	ReadAntenna	Cable	Preamp	A/Pos	T/Pos	Remark		MHz	dBuV/m	dB	dBuV/m	dB	dB	dB	dB	cm	deg		1	5648.00	51.68	-19.63	68.38	37.49	34.38	38.33	38.44	100		59 Peak	2	5699.00	52.36	-21.69	185.85	38.07	34.38	38.33	38.53	100		59 Peak	3	5716.00	57.32	-21.59	189.91	42.09	34.53	38.38	38.49	100		59 Peak	4	5745.38	61.86	-19.15	128.38	46.54	34.17	38.44	38.49	100		59 Peak	<p>Site : 03CH02-S2 Condition : PART 15.427 3m HF_ANT_3117_0107 HORIZONTAL Project : I20234-01 Mode : Mode 30 MEI : #92 G03022G032165001G Plane : Y with Accessory GM PowerSetting 18</p> <table border="1"> <thead> <tr> <th>Peak</th> <th>Freq</th> <th>Level</th> <th>Limit</th> <th>Over</th> <th>Line</th> <th>ReadAntenna</th> <th>Cable</th> <th>Preamp</th> <th>A/Pos</th> <th>T/Pos</th> <th>Remark</th> </tr> <tr> <th></th> <th>MHz</th> <th>dBuV/m</th> <th>dB</th> <th>dBuV/m</th> <th>dB</th> <th>dB</th> <th>dB</th> <th>dB</th> <th>cm</th> <th>deg</th> <th></th> </tr> </thead> <tbody> <tr> <td>1</td> <td>5745.00</td> <td>140.47</td> <td>38.17</td> <td>68.38</td> <td>91.82</td> <td>34.66</td> <td>38.49</td> <td>38.44</td> <td>100</td> <td></td> <td>59 Peak</td> </tr> <tr> <td>2</td> <td>5745.00</td> <td>139.25</td> <td>.....</td> <td>64.68</td> <td>34.68</td> <td>38.49</td> <td>38.44</td> <td>100</td> <td></td> <td></td> <td>59 Average</td> </tr> </tbody> </table>	Peak	Freq	Level	Limit	Over	Line	ReadAntenna	Cable	Preamp	A/Pos	T/Pos	Remark		MHz	dBuV/m	dB	dBuV/m	dB	dB	dB	dB	cm	deg		1	5745.00	140.47	38.17	68.38	91.82	34.66	38.49	38.44	100		59 Peak	2	5745.00	139.25	.....	64.68	34.68	38.49	38.44	100			59 Average
	Peak	Freq	Level	Limit	Over	Line	ReadAntenna	Cable	Preamp	A/Pos	T/Pos	Remark																																																																																																														
	MHz	dBuV/m	dB	dBuV/m	dB	dB	dB	dB	cm	deg																																																																																																																
1	5648.00	51.68	-19.63	68.38	37.49	34.38	38.33	38.44	100		59 Peak																																																																																																															
2	5699.00	52.36	-21.69	185.85	38.07	34.38	38.33	38.53	100		59 Peak																																																																																																															
3	5716.00	57.32	-21.59	189.91	42.09	34.53	38.38	38.49	100		59 Peak																																																																																																															
4	5745.38	61.86	-19.15	128.38	46.54	34.17	38.44	38.49	100		59 Peak																																																																																																															
Peak	Freq	Level	Limit	Over	Line	ReadAntenna	Cable	Preamp	A/Pos	T/Pos	Remark																																																																																																															
	MHz	dBuV/m	dB	dBuV/m	dB	dB	dB	dB	cm	deg																																																																																																																
1	5745.00	140.47	38.17	68.38	91.82	34.66	38.49	38.44	100		59 Peak																																																																																																															
2	5745.00	139.25	.....	64.68	34.68	38.49	38.44	100			59 Average																																																																																																															



WIFI	U-NII-3 5725~5850MHz Band Edge @ 3m																																																																																																					
ANT	802.11a CH149 5745MHz																																																																																																					
1	Vertical	Fundamental																																																																																																				
Peak	<p>Site : 03CH02-SZ            Condition : PEAK_BE(BA)_16-24 3m HF_ANT_3117_0107 VERTICAL            Project : 120034-01            Mode : Mode 30            MEI : #92 G0B22G032165001G            Plane : Y with Accessory            : 6M PowerSetting 18</p> <table border="1"> <thead> <tr> <th>Freq</th> <th>Level</th> <th>Over</th> <th>Limit</th> <th>ReadAntenna</th> <th>Cable</th> <th>Preamp</th> <th>A/Pos</th> <th>T/Pos</th> <th>Remark</th> </tr> <tr> <th>MHz</th> <th>dBuV/m</th> <th>dB</th> <th>dBuV/m</th> <th>dBuV</th> <th>dB/m</th> <th>dB</th> <th>dB</th> <th>cm</th> <th>deg</th> </tr> </thead> <tbody> <tr> <td>1</td> <td>5681.40</td> <td>51.36</td> <td>-16.94</td> <td>68.30</td> <td>37.68</td> <td>34.38</td> <td>18.33</td> <td>30.35</td> <td>118 Peak</td> </tr> <tr> <td>2</td> <td>5699.00</td> <td>52.88</td> <td>-15.99</td> <td>68.47</td> <td>38.59</td> <td>34.38</td> <td>18.33</td> <td>30.53</td> <td>118 Peak</td> </tr> <tr> <td>3</td> <td>5718.08</td> <td>59.15</td> <td>-11.20</td> <td>119.41</td> <td>44.63</td> <td>34.57</td> <td>18.44</td> <td>30.49</td> <td>118 Peak</td> </tr> <tr> <td>4</td> <td>5745.00</td> <td>61.95</td> <td>-10.11</td> <td>119.46</td> <td>48.83</td> <td>34.57</td> <td>18.44</td> <td>30.49</td> <td>118 Peak</td> </tr> </tbody> </table>	Freq	Level	Over	Limit	ReadAntenna	Cable	Preamp	A/Pos	T/Pos	Remark	MHz	dBuV/m	dB	dBuV/m	dBuV	dB/m	dB	dB	cm	deg	1	5681.40	51.36	-16.94	68.30	37.68	34.38	18.33	30.35	118 Peak	2	5699.00	52.88	-15.99	68.47	38.59	34.38	18.33	30.53	118 Peak	3	5718.08	59.15	-11.20	119.41	44.63	34.57	18.44	30.49	118 Peak	4	5745.00	61.95	-10.11	119.46	48.83	34.57	18.44	30.49	118 Peak	<p>Site : 03CH02-SZ            Condition : PART 15.407 3m HF_ANT_3117_0107 VERTICAL            Project : 120034-01            Mode : Mode 30            MEI : #92 G0B22G032165001G            Plane : Y with Accessory            : 6M PowerSetting 18</p> <table border="1"> <thead> <tr> <th>Freq</th> <th>Level</th> <th>Over</th> <th>Limit</th> <th>ReadAntenna</th> <th>Cable</th> <th>Preamp</th> <th>A/Pos</th> <th>T/Pos</th> <th>Remark</th> </tr> <tr> <th>MHz</th> <th>dBuV/m</th> <th>dB</th> <th>dBuV/m</th> <th>dBuV</th> <th>dB/m</th> <th>dB</th> <th>dB</th> <th>cm</th> <th>deg</th> </tr> </thead> <tbody> <tr> <td>1</td> <td>5745.00</td> <td>188.21</td> <td>39.91</td> <td>68.38</td> <td>83.56</td> <td>34.68</td> <td>18.49</td> <td>38.44</td> <td>118 Peak</td> </tr> <tr> <td>2</td> <td>5745.00</td> <td>188.85</td> <td>.....</td> <td>86.23</td> <td>34.68</td> <td>18.49</td> <td>38.44</td> <td>118</td> <td>118 Average</td> </tr> </tbody> </table>	Freq	Level	Over	Limit	ReadAntenna	Cable	Preamp	A/Pos	T/Pos	Remark	MHz	dBuV/m	dB	dBuV/m	dBuV	dB/m	dB	dB	cm	deg	1	5745.00	188.21	39.91	68.38	83.56	34.68	18.49	38.44	118 Peak	2	5745.00	188.85	.....	86.23	34.68	18.49	38.44	118	118 Average
	Freq	Level	Over	Limit	ReadAntenna	Cable	Preamp	A/Pos	T/Pos	Remark																																																																																												
MHz	dBuV/m	dB	dBuV/m	dBuV	dB/m	dB	dB	cm	deg																																																																																													
1	5681.40	51.36	-16.94	68.30	37.68	34.38	18.33	30.35	118 Peak																																																																																													
2	5699.00	52.88	-15.99	68.47	38.59	34.38	18.33	30.53	118 Peak																																																																																													
3	5718.08	59.15	-11.20	119.41	44.63	34.57	18.44	30.49	118 Peak																																																																																													
4	5745.00	61.95	-10.11	119.46	48.83	34.57	18.44	30.49	118 Peak																																																																																													
Freq	Level	Over	Limit	ReadAntenna	Cable	Preamp	A/Pos	T/Pos	Remark																																																																																													
MHz	dBuV/m	dB	dBuV/m	dBuV	dB/m	dB	dB	cm	deg																																																																																													
1	5745.00	188.21	39.91	68.38	83.56	34.68	18.49	38.44	118 Peak																																																																																													
2	5745.00	188.85	.....	86.23	34.68	18.49	38.44	118	118 Average																																																																																													



WIFI	U-NII-3 5725-5850MHz Band Edge @ 3m																																																																																																					
ANT	802.11a CH157 5785MHz																																																																																																					
1	Horizontal	Fundamental																																																																																																				
<p><b>Peak</b></p>	<p>Site : 03CH02-SZ            Condition : PEAK_BE(B4)_16-24 3m HF_ANT_3117_0107 HORIZONTAL            Project : I0934-01            Mode : Mode 31            IMEI : #92-G0R22G032165001G            Plane : Y with Accessory            6M PowerSetting 15</p> <table border="1"> <thead> <tr> <th>Freq</th> <th>Level</th> <th>Over</th> <th>Limit</th> <th>ReadAntenna</th> <th>Cable</th> <th>Preamp</th> <th>A/Pos</th> <th>T/Pos</th> <th>Remark</th> </tr> <tr> <th>MHz</th> <th>dBuV/m</th> <th>dB</th> <th>dBuV/m</th> <th>dBuV</th> <th>dB</th> <th>dB</th> <th>cm</th> <th>deg</th> <th></th> </tr> </thead> <tbody> <tr> <td>1</td> <td>5618.40</td> <td>51.77</td> <td>16.53</td> <td>66.38</td> <td>37.54</td> <td>34.38</td> <td>30.17</td> <td>30.40</td> <td>63 Peak</td> </tr> <tr> <td>2</td> <td>5674.20</td> <td>52.14</td> <td>34.06</td> <td>86.20</td> <td>37.01</td> <td>34.40</td> <td>30.32</td> <td>30.40</td> <td>63 Peak</td> </tr> <tr> <td>3</td> <td>5712.40</td> <td>52.46</td> <td>35.81</td> <td>100.67</td> <td>38.44</td> <td>34.53</td> <td>30.28</td> <td>30.40</td> <td>63 Peak</td> </tr> <tr> <td>4</td> <td>5721.40</td> <td>52.18</td> <td>61.81</td> <td>113.99</td> <td>37.66</td> <td>34.57</td> <td>30.44</td> <td>30.49</td> <td>100 63 Peak</td> </tr> </tbody> </table>	Freq	Level	Over	Limit	ReadAntenna	Cable	Preamp	A/Pos	T/Pos	Remark	MHz	dBuV/m	dB	dBuV/m	dBuV	dB	dB	cm	deg		1	5618.40	51.77	16.53	66.38	37.54	34.38	30.17	30.40	63 Peak	2	5674.20	52.14	34.06	86.20	37.01	34.40	30.32	30.40	63 Peak	3	5712.40	52.46	35.81	100.67	38.44	34.53	30.28	30.40	63 Peak	4	5721.40	52.18	61.81	113.99	37.66	34.57	30.44	30.49	100 63 Peak	<p>Site : 03CH02-SZ            Condition : PART 15.407 3m HF_ANT_3117_0107 HORIZONTAL            Project : I0934-01            Mode : Mode 31            IMEI : #92-G0R22G032165001G            Plane : Y with Accessory            6M PowerSetting 15</p> <table border="1"> <thead> <tr> <th>Freq</th> <th>Level</th> <th>Over</th> <th>Limit</th> <th>ReadAntenna</th> <th>Cable</th> <th>Preamp</th> <th>A/Pos</th> <th>T/Pos</th> <th>Remark</th> </tr> <tr> <th>MHz</th> <th>dBuV/m</th> <th>dB</th> <th>dBuV/m</th> <th>dBuV</th> <th>dB</th> <th>dB</th> <th>cm</th> <th>deg</th> <th></th> </tr> </thead> <tbody> <tr> <td>1</td> <td>5785.00</td> <td>105.56</td> <td>37.26</td> <td>68.39</td> <td>39.64</td> <td>34.67</td> <td>30.61</td> <td>30.36</td> <td>100 63 Peak</td> </tr> <tr> <td>2</td> <td>5785.00</td> <td>109.86</td> <td>.....</td> <td>84.12</td> <td>34.67</td> <td>30.61</td> <td>30.36</td> <td>100</td> <td>63 Average</td> </tr> </tbody> </table>	Freq	Level	Over	Limit	ReadAntenna	Cable	Preamp	A/Pos	T/Pos	Remark	MHz	dBuV/m	dB	dBuV/m	dBuV	dB	dB	cm	deg		1	5785.00	105.56	37.26	68.39	39.64	34.67	30.61	30.36	100 63 Peak	2	5785.00	109.86	.....	84.12	34.67	30.61	30.36	100	63 Average
Freq	Level	Over	Limit	ReadAntenna	Cable	Preamp	A/Pos	T/Pos	Remark																																																																																													
MHz	dBuV/m	dB	dBuV/m	dBuV	dB	dB	cm	deg																																																																																														
1	5618.40	51.77	16.53	66.38	37.54	34.38	30.17	30.40	63 Peak																																																																																													
2	5674.20	52.14	34.06	86.20	37.01	34.40	30.32	30.40	63 Peak																																																																																													
3	5712.40	52.46	35.81	100.67	38.44	34.53	30.28	30.40	63 Peak																																																																																													
4	5721.40	52.18	61.81	113.99	37.66	34.57	30.44	30.49	100 63 Peak																																																																																													
Freq	Level	Over	Limit	ReadAntenna	Cable	Preamp	A/Pos	T/Pos	Remark																																																																																													
MHz	dBuV/m	dB	dBuV/m	dBuV	dB	dB	cm	deg																																																																																														
1	5785.00	105.56	37.26	68.39	39.64	34.67	30.61	30.36	100 63 Peak																																																																																													
2	5785.00	109.86	.....	84.12	34.67	30.61	30.36	100	63 Average																																																																																													
<p><b>Peak</b></p>	<p>Site : 03CH02-SZ            Condition : PEAK_BE(B4)_16-24 3m HF_ANT_3117_0107 HORIZONTAL            Project : I0934-01            Mode : Mode 31            IMEI : #92-G0R22G032165001G            Plane : Y with Accessory            6M PowerSetting 15</p> <table border="1"> <thead> <tr> <th>Freq</th> <th>Level</th> <th>Over</th> <th>Limit</th> <th>ReadAntenna</th> <th>Cable</th> <th>Preamp</th> <th>A/Pos</th> <th>T/Pos</th> <th>Remark</th> </tr> <tr> <th>MHz</th> <th>dBuV/m</th> <th>dB</th> <th>dBuV/m</th> <th>dBuV</th> <th>dB</th> <th>dB</th> <th>cm</th> <th>deg</th> <th></th> </tr> </thead> <tbody> <tr> <td>1</td> <td>5850.60</td> <td>52.79</td> <td>68.84</td> <td>120.83</td> <td>37.59</td> <td>34.90</td> <td>30.78</td> <td>30.46</td> <td>100 63 Peak</td> </tr> <tr> <td>2</td> <td>5868.00</td> <td>52.99</td> <td>34.20</td> <td>100.08</td> <td>36.77</td> <td>34.39</td> <td>30.60</td> <td>30.59</td> <td>100 63 Peak</td> </tr> <tr> <td>3</td> <td>5885.60</td> <td>52.31</td> <td>45.81</td> <td>97.33</td> <td>37.68</td> <td>34.97</td> <td>30.83</td> <td>30.59</td> <td>100 63 Peak</td> </tr> <tr> <td>4</td> <td>5925.00</td> <td>52.90</td> <td>15.22</td> <td>68.20</td> <td>37.51</td> <td>35.07</td> <td>30.94</td> <td>30.54</td> <td>100 63 Peak</td> </tr> </tbody> </table>	Freq	Level	Over	Limit	ReadAntenna	Cable	Preamp	A/Pos	T/Pos	Remark	MHz	dBuV/m	dB	dBuV/m	dBuV	dB	dB	cm	deg		1	5850.60	52.79	68.84	120.83	37.59	34.90	30.78	30.46	100 63 Peak	2	5868.00	52.99	34.20	100.08	36.77	34.39	30.60	30.59	100 63 Peak	3	5885.60	52.31	45.81	97.33	37.68	34.97	30.83	30.59	100 63 Peak	4	5925.00	52.90	15.22	68.20	37.51	35.07	30.94	30.54	100 63 Peak	<p><b>Left blank</b></p>																																								
Freq	Level	Over	Limit	ReadAntenna	Cable	Preamp	A/Pos	T/Pos	Remark																																																																																													
MHz	dBuV/m	dB	dBuV/m	dBuV	dB	dB	cm	deg																																																																																														
1	5850.60	52.79	68.84	120.83	37.59	34.90	30.78	30.46	100 63 Peak																																																																																													
2	5868.00	52.99	34.20	100.08	36.77	34.39	30.60	30.59	100 63 Peak																																																																																													
3	5885.60	52.31	45.81	97.33	37.68	34.97	30.83	30.59	100 63 Peak																																																																																													
4	5925.00	52.90	15.22	68.20	37.51	35.07	30.94	30.54	100 63 Peak																																																																																													



WIFI	U-NII-3 5725-5850MHz Band Edge @ 3m																																																																																																															
ANT	802.11a CH157 5785MHz																																																																																																															
1	Vertical	Fundamental																																																																																																														
Peak	<p>Date: 4 Date: 2022-05-22</p> <p>Site : 03CH02-SZ Condition : PEAK_BE(BA)_16-24 3m HF_ANT_3117_0107 VERTICAL Project : 1D0934-01 Mode : Mode 31 MEI : #92-G0R22G032165001G Plane : Y with Accessory GM PowerSetting 18</p> <table border="1"> <thead> <tr> <th>Peak</th> <th>Freq</th> <th>Level</th> <th>Over</th> <th>Limit</th> <th>ReadAntenna</th> <th>Cable</th> <th>Preamp</th> <th>A/Pos</th> <th>T/Pos</th> <th>Remark</th> </tr> <tr> <th></th> <th>MHz</th> <th>dBuV/m</th> <th>dB</th> <th>dBuV/m</th> <th>dBuV</th> <th>dB/m</th> <th>dB</th> <th>dB</th> <th>cm</th> <th>deg</th> </tr> </thead> <tbody> <tr> <td>1</td> <td>5692.00</td> <td>53.23</td> <td>-15.07</td> <td>68.30</td> <td>39.00</td> <td>34.30</td> <td>10.33</td> <td>30.40</td> <td>100</td> <td>118 Peak</td> </tr> <tr> <td>2</td> <td>5695.00</td> <td>52.64</td> <td>-12.18</td> <td>74.82</td> <td>38.51</td> <td>34.30</td> <td>10.33</td> <td>30.49</td> <td>100</td> <td>118 Peak</td> </tr> <tr> <td>3</td> <td>5797.00</td> <td>53.28</td> <td>-15.00</td> <td>107.16</td> <td>38.89</td> <td>34.53</td> <td>10.38</td> <td>30.49</td> <td>100</td> <td>118 Peak</td> </tr> <tr> <td>4</td> <td>5798.20</td> <td>53.45</td> <td>-15.03</td> <td>111.26</td> <td>38.13</td> <td>34.57</td> <td>10.44</td> <td>30.49</td> <td>100</td> <td>118 Peak</td> </tr> </tbody> </table>	Peak	Freq	Level	Over	Limit	ReadAntenna	Cable	Preamp	A/Pos	T/Pos	Remark		MHz	dBuV/m	dB	dBuV/m	dBuV	dB/m	dB	dB	cm	deg	1	5692.00	53.23	-15.07	68.30	39.00	34.30	10.33	30.40	100	118 Peak	2	5695.00	52.64	-12.18	74.82	38.51	34.30	10.33	30.49	100	118 Peak	3	5797.00	53.28	-15.00	107.16	38.89	34.53	10.38	30.49	100	118 Peak	4	5798.20	53.45	-15.03	111.26	38.13	34.57	10.44	30.49	100	118 Peak	<p>Date: 5 Date: 2022-05-22</p> <p>Site : 03CH02-SZ Condition : PART 15.407 3m HF_ANT_3117_0107 VERTICAL Project : 1D0934-01 Mode : Mode 31 MEI : #92-G0R22G032165001G Plane : Y with Accessory GM PowerSetting 18</p> <table border="1"> <thead> <tr> <th>Peak</th> <th>Freq</th> <th>Level</th> <th>Over</th> <th>Limit</th> <th>ReadAntenna</th> <th>Cable</th> <th>Preamp</th> <th>A/Pos</th> <th>T/Pos</th> <th>Remark</th> </tr> <tr> <th></th> <th>MHz</th> <th>dBuV/m</th> <th>dB</th> <th>dBuV/m</th> <th>dBuV</th> <th>dB/m</th> <th>dB</th> <th>dB</th> <th>cm</th> <th>deg</th> </tr> </thead> <tbody> <tr> <td>1</td> <td>5785.00</td> <td>100.24</td> <td>39.94</td> <td>68.30</td> <td>83.32</td> <td>34.67</td> <td>10.61</td> <td>30.36</td> <td>100</td> <td>118 Peak</td> </tr> <tr> <td>2</td> <td>5785.00</td> <td>103.22</td> <td>.....</td> <td>68.30</td> <td>34.67</td> <td>10.61</td> <td>30.36</td> <td>100</td> <td>118 Average</td> <td></td> </tr> </tbody> </table>	Peak	Freq	Level	Over	Limit	ReadAntenna	Cable	Preamp	A/Pos	T/Pos	Remark		MHz	dBuV/m	dB	dBuV/m	dBuV	dB/m	dB	dB	cm	deg	1	5785.00	100.24	39.94	68.30	83.32	34.67	10.61	30.36	100	118 Peak	2	5785.00	103.22	.....	68.30	34.67	10.61	30.36	100	118 Average	
Peak	Freq	Level	Over	Limit	ReadAntenna	Cable	Preamp	A/Pos	T/Pos	Remark																																																																																																						
	MHz	dBuV/m	dB	dBuV/m	dBuV	dB/m	dB	dB	cm	deg																																																																																																						
1	5692.00	53.23	-15.07	68.30	39.00	34.30	10.33	30.40	100	118 Peak																																																																																																						
2	5695.00	52.64	-12.18	74.82	38.51	34.30	10.33	30.49	100	118 Peak																																																																																																						
3	5797.00	53.28	-15.00	107.16	38.89	34.53	10.38	30.49	100	118 Peak																																																																																																						
4	5798.20	53.45	-15.03	111.26	38.13	34.57	10.44	30.49	100	118 Peak																																																																																																						
Peak	Freq	Level	Over	Limit	ReadAntenna	Cable	Preamp	A/Pos	T/Pos	Remark																																																																																																						
	MHz	dBuV/m	dB	dBuV/m	dBuV	dB/m	dB	dB	cm	deg																																																																																																						
1	5785.00	100.24	39.94	68.30	83.32	34.67	10.61	30.36	100	118 Peak																																																																																																						
2	5785.00	103.22	.....	68.30	34.67	10.61	30.36	100	118 Average																																																																																																							
Peak	<p>Date: 6 Date: 2022-05-22</p> <p>Site : 03CH02-SZ Condition : PEAK_BE(BA)_16-24 3m HF_ANT_3117_0107 VERTICAL Project : 1D0934-01 Mode : Mode 31 MEI : #92-G0R22G032165001G Plane : Y with Accessory GM PowerSetting 18</p> <table border="1"> <thead> <tr> <th>Peak</th> <th>Freq</th> <th>Level</th> <th>Over</th> <th>Limit</th> <th>ReadAntenna</th> <th>Cable</th> <th>Preamp</th> <th>A/Pos</th> <th>T/Pos</th> <th>Remark</th> </tr> <tr> <th></th> <th>MHz</th> <th>dBuV/m</th> <th>dB</th> <th>dBuV/m</th> <th>dBuV</th> <th>dB/m</th> <th>dB</th> <th>dB</th> <th>cm</th> <th>deg</th> </tr> </thead> <tbody> <tr> <td>1</td> <td>5851.60</td> <td>53.93</td> <td>-15.51</td> <td>114.55</td> <td>37.83</td> <td>34.90</td> <td>10.78</td> <td>30.44</td> <td>100</td> <td>118 Peak</td> </tr> <tr> <td>2</td> <td>5864.00</td> <td>53.76</td> <td>-14.51</td> <td>100.20</td> <td>38.54</td> <td>34.93</td> <td>10.83</td> <td>30.53</td> <td>100</td> <td>118 Peak</td> </tr> <tr> <td>3</td> <td>5895.20</td> <td>53.14</td> <td>-16.97</td> <td>98.21</td> <td>37.04</td> <td>35.00</td> <td>10.89</td> <td>30.59</td> <td>100</td> <td>118 Peak</td> </tr> <tr> <td>4</td> <td>5933.20</td> <td>53.36</td> <td>-14.94</td> <td>68.30</td> <td>37.89</td> <td>35.07</td> <td>10.94</td> <td>30.54</td> <td>100</td> <td>118 Peak</td> </tr> </tbody> </table>	Peak	Freq	Level	Over	Limit	ReadAntenna	Cable	Preamp	A/Pos	T/Pos	Remark		MHz	dBuV/m	dB	dBuV/m	dBuV	dB/m	dB	dB	cm	deg	1	5851.60	53.93	-15.51	114.55	37.83	34.90	10.78	30.44	100	118 Peak	2	5864.00	53.76	-14.51	100.20	38.54	34.93	10.83	30.53	100	118 Peak	3	5895.20	53.14	-16.97	98.21	37.04	35.00	10.89	30.59	100	118 Peak	4	5933.20	53.36	-14.94	68.30	37.89	35.07	10.94	30.54	100	118 Peak	Left blank																																												
Peak	Freq	Level	Over	Limit	ReadAntenna	Cable	Preamp	A/Pos	T/Pos	Remark																																																																																																						
	MHz	dBuV/m	dB	dBuV/m	dBuV	dB/m	dB	dB	cm	deg																																																																																																						
1	5851.60	53.93	-15.51	114.55	37.83	34.90	10.78	30.44	100	118 Peak																																																																																																						
2	5864.00	53.76	-14.51	100.20	38.54	34.93	10.83	30.53	100	118 Peak																																																																																																						
3	5895.20	53.14	-16.97	98.21	37.04	35.00	10.89	30.59	100	118 Peak																																																																																																						
4	5933.20	53.36	-14.94	68.30	37.89	35.07	10.94	30.54	100	118 Peak																																																																																																						



WIFI	U-NII-3 5725~5850MHz Band Edge @ 3m																																																																																																					
ANT	802.11a CH165 5825MHz																																																																																																					
1	Horizontal	Fundamental																																																																																																				
<b>Peak</b>	<p>Site : 03CH02-SZ            Condition : PEAK_BE(B4)_16.24 3m HF_ANT_3117_0107 HORIZONTAL            Project : 120934-01            Mode : Mode 32            MEI : #92 G0B22G032165001G            Plane : Y with Accessory            GM PowerSetting 18</p> <table border="1"> <thead> <tr> <th>Freq</th> <th>Level</th> <th>Over</th> <th>Limit</th> <th>ReadAntenna</th> <th>Cable</th> <th>Preamp</th> <th>A/Pos</th> <th>T/Pos</th> <th>Remark</th> </tr> <tr> <th>MHz</th> <th>dBuV/m</th> <th>dB</th> <th>dBuV/m</th> <th>dBuV</th> <th>dB/m</th> <th>dB</th> <th>dB</th> <th>cm</th> <th>deg</th> </tr> </thead> <tbody> <tr> <td>1</td> <td>5851.00</td> <td>69.35</td> <td>-59.57</td> <td>119.92</td> <td>45.15</td> <td>34.99</td> <td>18.78</td> <td>38.48</td> <td>65 Peak</td> </tr> <tr> <td>2</td> <td>5827.00</td> <td>55.17</td> <td>-55.89</td> <td>119.24</td> <td>39.08</td> <td>34.93</td> <td>18.62</td> <td>38.48</td> <td>65 Peak</td> </tr> <tr> <td>3</td> <td>5885.00</td> <td>52.92</td> <td>-58.84</td> <td>82.96</td> <td>37.57</td> <td>35.83</td> <td>18.91</td> <td>38.59</td> <td>65 Peak</td> </tr> <tr> <td>4</td> <td>5912.00</td> <td>51.56</td> <td>-56.76</td> <td>69.28</td> <td>36.89</td> <td>35.87</td> <td>18.98</td> <td>38.54</td> <td>65 Peak</td> </tr> </tbody> </table>	Freq	Level	Over	Limit	ReadAntenna	Cable	Preamp	A/Pos	T/Pos	Remark	MHz	dBuV/m	dB	dBuV/m	dBuV	dB/m	dB	dB	cm	deg	1	5851.00	69.35	-59.57	119.92	45.15	34.99	18.78	38.48	65 Peak	2	5827.00	55.17	-55.89	119.24	39.08	34.93	18.62	38.48	65 Peak	3	5885.00	52.92	-58.84	82.96	37.57	35.83	18.91	38.59	65 Peak	4	5912.00	51.56	-56.76	69.28	36.89	35.87	18.98	38.54	65 Peak	<p>Site : 03CH02-SZ            Condition : PART 15.407 3m HF_ANT_3117_0107 HORIZONTAL            Project : 120934-01            Mode : Mode 32            MEI : #92 G0B22G032165001G            Plane : Y with Accessory            GM PowerSetting 18</p> <table border="1"> <thead> <tr> <th>Freq</th> <th>Level</th> <th>Over</th> <th>Limit</th> <th>ReadAntenna</th> <th>Cable</th> <th>Preamp</th> <th>A/Pos</th> <th>T/Pos</th> <th>Remark</th> </tr> <tr> <th>MHz</th> <th>dBuV/m</th> <th>dB</th> <th>dBuV/m</th> <th>dBuV</th> <th>dB/m</th> <th>dB</th> <th>dB</th> <th>cm</th> <th>deg</th> </tr> </thead> <tbody> <tr> <td>1</td> <td>5825.00</td> <td>145.77</td> <td>37.47</td> <td>68.38</td> <td>98.62</td> <td>34.83</td> <td>18.74</td> <td>38.42</td> <td>65 Peak</td> </tr> <tr> <td>2</td> <td>5825.00</td> <td>138.91</td> <td>.....</td> <td>83.76</td> <td>34.82</td> <td>18.74</td> <td>38.42</td> <td>100</td> <td>65 Average</td> </tr> </tbody> </table>	Freq	Level	Over	Limit	ReadAntenna	Cable	Preamp	A/Pos	T/Pos	Remark	MHz	dBuV/m	dB	dBuV/m	dBuV	dB/m	dB	dB	cm	deg	1	5825.00	145.77	37.47	68.38	98.62	34.83	18.74	38.42	65 Peak	2	5825.00	138.91	.....	83.76	34.82	18.74	38.42	100	65 Average
Freq	Level	Over	Limit	ReadAntenna	Cable	Preamp	A/Pos	T/Pos	Remark																																																																																													
MHz	dBuV/m	dB	dBuV/m	dBuV	dB/m	dB	dB	cm	deg																																																																																													
1	5851.00	69.35	-59.57	119.92	45.15	34.99	18.78	38.48	65 Peak																																																																																													
2	5827.00	55.17	-55.89	119.24	39.08	34.93	18.62	38.48	65 Peak																																																																																													
3	5885.00	52.92	-58.84	82.96	37.57	35.83	18.91	38.59	65 Peak																																																																																													
4	5912.00	51.56	-56.76	69.28	36.89	35.87	18.98	38.54	65 Peak																																																																																													
Freq	Level	Over	Limit	ReadAntenna	Cable	Preamp	A/Pos	T/Pos	Remark																																																																																													
MHz	dBuV/m	dB	dBuV/m	dBuV	dB/m	dB	dB	cm	deg																																																																																													
1	5825.00	145.77	37.47	68.38	98.62	34.83	18.74	38.42	65 Peak																																																																																													
2	5825.00	138.91	.....	83.76	34.82	18.74	38.42	100	65 Average																																																																																													



WIFI	U-NII-3 5725~5850MHz Band Edge @ 3m																																																																																																											
ANT	802.11a CH165 5825MHz																																																																																																											
1	Vertical	Fundamental																																																																																																										
Peak	<p>Site : 03CH02-SZ            Condition : PEAK_BE(B4)_16-24 3m HF_ANT_3117_0107 VERTICAL            Project : 100934-01            Mode : Mode 32            MEI : #92 G0B22G032165001G            Plane : Y with Accessory            GM PowerSetting 18</p> <table border="1"> <thead> <tr> <th>Freq</th> <th>Level</th> <th>Over</th> <th>Limit</th> <th>ReadAntenna</th> <th>Cable</th> <th>Preamp</th> <th>A/Pos</th> <th>T/Pos</th> <th>Remark</th> </tr> <tr> <th>MHz</th> <th>dBuV/m</th> <th>dB</th> <th>dBuV/m</th> <th>dBuV</th> <th>dB/m</th> <th>dB</th> <th>dB</th> <th>cm</th> <th>deg</th> </tr> </thead> <tbody> <tr> <td>1</td> <td>5851.00</td> <td>58.04</td> <td>-69.50</td> <td>119.92</td> <td>43.74</td> <td>34.99</td> <td>18.78</td> <td>38.48</td> <td>120</td> <td>124 Peak</td> </tr> <tr> <td>2</td> <td>5855.00</td> <td>55.88</td> <td>-55.58</td> <td>118.58</td> <td>39.82</td> <td>34.73</td> <td>18.82</td> <td>38.48</td> <td>120</td> <td>124 Peak</td> </tr> <tr> <td>3</td> <td>5885.28</td> <td>52.86</td> <td>-22.23</td> <td>84.29</td> <td>36.76</td> <td>35.89</td> <td>18.89</td> <td>38.59</td> <td>120</td> <td>124 Peak</td> </tr> <tr> <td>4</td> <td>5915.00</td> <td>51.84</td> <td>-16.26</td> <td>68.28</td> <td>36.52</td> <td>35.87</td> <td>18.98</td> <td>38.69</td> <td>120</td> <td>124 Peak</td> </tr> </tbody> </table>	Freq	Level	Over	Limit	ReadAntenna	Cable	Preamp	A/Pos	T/Pos	Remark	MHz	dBuV/m	dB	dBuV/m	dBuV	dB/m	dB	dB	cm	deg	1	5851.00	58.04	-69.50	119.92	43.74	34.99	18.78	38.48	120	124 Peak	2	5855.00	55.88	-55.58	118.58	39.82	34.73	18.82	38.48	120	124 Peak	3	5885.28	52.86	-22.23	84.29	36.76	35.89	18.89	38.59	120	124 Peak	4	5915.00	51.84	-16.26	68.28	36.52	35.87	18.98	38.69	120	124 Peak	<p>Site : 03CH02-SZ            Condition : PEAK_15.407 3m HF_ANT_3117_0107 VERTICAL            Project : 100934-01            Mode : Mode 32            MEI : #92 G0B22G032165001G            Plane : Y with Accessory            GM PowerSetting 18</p> <table border="1"> <thead> <tr> <th>Freq</th> <th>Level</th> <th>Over</th> <th>Limit</th> <th>ReadAntenna</th> <th>Cable</th> <th>Preamp</th> <th>A/Pos</th> <th>T/Pos</th> <th>Remark</th> </tr> <tr> <th>MHz</th> <th>dBuV/m</th> <th>dB</th> <th>dBuV/m</th> <th>dBuV</th> <th>dB/m</th> <th>dB</th> <th>dB</th> <th>cm</th> <th>deg</th> </tr> </thead> <tbody> <tr> <td>1</td> <td>5825.00</td> <td>107.84</td> <td>39.54</td> <td>68.30</td> <td>82.69</td> <td>34.83</td> <td>18.74</td> <td>38.42</td> <td>120</td> <td>124 Peak</td> </tr> <tr> <td>2</td> <td>5825.00</td> <td>108.26</td> <td>.....</td> <td>.....</td> <td>85.11</td> <td>34.83</td> <td>18.74</td> <td>38.42</td> <td>120</td> <td>124 Average</td> </tr> </tbody> </table>	Freq	Level	Over	Limit	ReadAntenna	Cable	Preamp	A/Pos	T/Pos	Remark	MHz	dBuV/m	dB	dBuV/m	dBuV	dB/m	dB	dB	cm	deg	1	5825.00	107.84	39.54	68.30	82.69	34.83	18.74	38.42	120	124 Peak	2	5825.00	108.26	.....	.....	85.11	34.83	18.74	38.42	120	124 Average
	Freq	Level	Over	Limit	ReadAntenna	Cable	Preamp	A/Pos	T/Pos	Remark																																																																																																		
MHz	dBuV/m	dB	dBuV/m	dBuV	dB/m	dB	dB	cm	deg																																																																																																			
1	5851.00	58.04	-69.50	119.92	43.74	34.99	18.78	38.48	120	124 Peak																																																																																																		
2	5855.00	55.88	-55.58	118.58	39.82	34.73	18.82	38.48	120	124 Peak																																																																																																		
3	5885.28	52.86	-22.23	84.29	36.76	35.89	18.89	38.59	120	124 Peak																																																																																																		
4	5915.00	51.84	-16.26	68.28	36.52	35.87	18.98	38.69	120	124 Peak																																																																																																		
Freq	Level	Over	Limit	ReadAntenna	Cable	Preamp	A/Pos	T/Pos	Remark																																																																																																			
MHz	dBuV/m	dB	dBuV/m	dBuV	dB/m	dB	dB	cm	deg																																																																																																			
1	5825.00	107.84	39.54	68.30	82.69	34.83	18.74	38.42	120	124 Peak																																																																																																		
2	5825.00	108.26	.....	.....	85.11	34.83	18.74	38.42	120	124 Average																																																																																																		



**U-NII-3 5725~5850MHz  
WIFI 802.11n HT20 (Band Edge @ 3m)**

WIFI	U-NII-3 5725~5850MHz Band Edge @ 3m																																																																																																					
ANT	802.11n HT20 CH149 5745MHz																																																																																																					
1	Horizontal	Fundamental																																																																																																				
<b>Peak</b>	<p>Site : 03CH02-SZ Condition : #RFAC_BSE(BA)_16-24 3m HP_ANT_3117_0167 HORIZONTAL Project : 1D0934-01 Mode : Mode 33 IMEI : #87-G0822G032165001H Plane : Y with Accessory MCS9 PowerSpectrum 17</p> <table border="1"> <thead> <tr> <th>Freq</th> <th>Level</th> <th>Over</th> <th>Limit</th> <th>ReadAntenna</th> <th>Cable</th> <th>Preamp</th> <th>A/Pos</th> <th>T/Pos</th> <th>Remark</th> </tr> <tr> <th>MHz</th> <th>dBuV/m</th> <th>dB</th> <th>dBuV/m</th> <th>dB</th> <th>dB</th> <th>dB</th> <th>cm</th> <th>deg</th> <th></th> </tr> </thead> <tbody> <tr> <td>1</td> <td>5614.40</td> <td>52.83</td> <td>-16.27</td> <td>68.30</td> <td>37.57</td> <td>34.30</td> <td>10.56</td> <td>30.40</td> <td>58 Peak</td> </tr> <tr> <td>2</td> <td>5675.20</td> <td>52.34</td> <td>-13.12</td> <td>65.46</td> <td>37.84</td> <td>34.40</td> <td>10.59</td> <td>30.49</td> <td>58 Peak</td> </tr> <tr> <td>3</td> <td>5725.00</td> <td>57.93</td> <td>-12.78</td> <td>110.69</td> <td>43.24</td> <td>34.37</td> <td>10.61</td> <td>30.49</td> <td>58 Peak</td> </tr> <tr> <td>4</td> <td>5725.40</td> <td>59.71</td> <td>-10.84</td> <td>118.55</td> <td>45.82</td> <td>34.37</td> <td>10.61</td> <td>30.49</td> <td>58 Peak</td> </tr> </tbody> </table>	Freq	Level	Over	Limit	ReadAntenna	Cable	Preamp	A/Pos	T/Pos	Remark	MHz	dBuV/m	dB	dBuV/m	dB	dB	dB	cm	deg		1	5614.40	52.83	-16.27	68.30	37.57	34.30	10.56	30.40	58 Peak	2	5675.20	52.34	-13.12	65.46	37.84	34.40	10.59	30.49	58 Peak	3	5725.00	57.93	-12.78	110.69	43.24	34.37	10.61	30.49	58 Peak	4	5725.40	59.71	-10.84	118.55	45.82	34.37	10.61	30.49	58 Peak	<p>Site : 03CH02-SZ Condition : #RFAC_BSE(BA)_16-24 3m HP_ANT_3117_0167 HORIZONTAL Project : 1D0934-01 Mode : Mode 33 IMEI : #87-G0822G032165001H Plane : Y with Accessory MCS9 PowerSpectrum 17</p> <table border="1"> <thead> <tr> <th>Freq</th> <th>Level</th> <th>Over</th> <th>Limit</th> <th>ReadAntenna</th> <th>Cable</th> <th>Preamp</th> <th>A/Pos</th> <th>T/Pos</th> <th>Remark</th> </tr> <tr> <th>MHz</th> <th>dBuV/m</th> <th>dB</th> <th>dBuV/m</th> <th>dB</th> <th>dB</th> <th>dB</th> <th>cm</th> <th>deg</th> <th></th> </tr> </thead> <tbody> <tr> <td>1</td> <td>5745.00</td> <td>146.38</td> <td>38.88</td> <td>68.30</td> <td>91.60</td> <td>34.60</td> <td>10.62</td> <td>30.44</td> <td>58 Peak</td> </tr> <tr> <td>2</td> <td>5745.00</td> <td>98.38</td> <td>-</td> <td>83.60</td> <td>34.60</td> <td>10.62</td> <td>30.44</td> <td>100</td> <td>58 Average</td> </tr> </tbody> </table>	Freq	Level	Over	Limit	ReadAntenna	Cable	Preamp	A/Pos	T/Pos	Remark	MHz	dBuV/m	dB	dBuV/m	dB	dB	dB	cm	deg		1	5745.00	146.38	38.88	68.30	91.60	34.60	10.62	30.44	58 Peak	2	5745.00	98.38	-	83.60	34.60	10.62	30.44	100	58 Average
	Freq	Level	Over	Limit	ReadAntenna	Cable	Preamp	A/Pos	T/Pos	Remark																																																																																												
MHz	dBuV/m	dB	dBuV/m	dB	dB	dB	cm	deg																																																																																														
1	5614.40	52.83	-16.27	68.30	37.57	34.30	10.56	30.40	58 Peak																																																																																													
2	5675.20	52.34	-13.12	65.46	37.84	34.40	10.59	30.49	58 Peak																																																																																													
3	5725.00	57.93	-12.78	110.69	43.24	34.37	10.61	30.49	58 Peak																																																																																													
4	5725.40	59.71	-10.84	118.55	45.82	34.37	10.61	30.49	58 Peak																																																																																													
Freq	Level	Over	Limit	ReadAntenna	Cable	Preamp	A/Pos	T/Pos	Remark																																																																																													
MHz	dBuV/m	dB	dBuV/m	dB	dB	dB	cm	deg																																																																																														
1	5745.00	146.38	38.88	68.30	91.60	34.60	10.62	30.44	58 Peak																																																																																													
2	5745.00	98.38	-	83.60	34.60	10.62	30.44	100	58 Average																																																																																													



WIFI	U-NII-3 5725~5850MHz Band Edge @ 3m																																																																																																															
ANT	802.11n HT20 CH149 5745MHz																																																																																																															
1	Vertical	Fundamental																																																																																																														
Peak	<p>Site : 03CH02-SZ            Condition : PEAK_BE(BA)_16-24 3m HF_ANT_3117_0107 VERTICAL            Project : 1D0934-01            Mode : Mode 33            MEI : #97 G0B22G032165001H            Plane : Y with Accessory            MCS0 PowerSetting 17</p> <table border="1"> <thead> <tr> <th>Over</th> <th>ReadAntenna</th> <th>Cable</th> <th>Preamp</th> <th>A/Pos</th> <th>T/Pos</th> <th>Remark</th> </tr> <tr> <th>Freq</th> <th>Level</th> <th>Limit</th> <th>Line</th> <th>Level</th> <th>Factor</th> <th>Loss</th> <th>Factor</th> <th>dB</th> <th>dB</th> <th>cm</th> <th>deg</th> </tr> </thead> <tbody> <tr> <td>1</td> <td>5638.48</td> <td>52.16</td> <td>-16.14</td> <td>60.38</td> <td>37.72</td> <td>34.38</td> <td>18.58</td> <td>38.44</td> <td>116</td> <td>129</td> <td>Peak</td> </tr> <tr> <td>2</td> <td>5689.48</td> <td>51.54</td> <td>-15.86</td> <td>67.48</td> <td>36.38</td> <td>34.38</td> <td>18.58</td> <td>38.53</td> <td>116</td> <td>129</td> <td>Peak</td> </tr> <tr> <td>3</td> <td>5718.08</td> <td>56.92</td> <td>-13.54</td> <td>110.46</td> <td>42.23</td> <td>34.57</td> <td>18.61</td> <td>38.49</td> <td>116</td> <td>129</td> <td>Peak</td> </tr> <tr> <td>4</td> <td>5745.08</td> <td>61.49</td> <td>-10.98</td> <td>121.29</td> <td>46.88</td> <td>34.57</td> <td>18.61</td> <td>38.49</td> <td>116</td> <td>129</td> <td>Peak</td> </tr> </tbody> </table>	Over	ReadAntenna	Cable	Preamp	A/Pos	T/Pos	Remark	Freq	Level	Limit	Line	Level	Factor	Loss	Factor	dB	dB	cm	deg	1	5638.48	52.16	-16.14	60.38	37.72	34.38	18.58	38.44	116	129	Peak	2	5689.48	51.54	-15.86	67.48	36.38	34.38	18.58	38.53	116	129	Peak	3	5718.08	56.92	-13.54	110.46	42.23	34.57	18.61	38.49	116	129	Peak	4	5745.08	61.49	-10.98	121.29	46.88	34.57	18.61	38.49	116	129	Peak	<p>Site : 03CH02-SZ            Condition : PART 15.407 3m HF_ANT_3117_0107 VERTICAL            Project : 1D0934-01            Mode : Mode 33            MEI : #97 G0B22G032165001H            Plane : Y with Accessory            MCS0 PowerSetting 17</p> <table border="1"> <thead> <tr> <th>Over</th> <th>ReadAntenna</th> <th>Cable</th> <th>Preamp</th> <th>A/Pos</th> <th>T/Pos</th> <th>Remark</th> </tr> <tr> <th>Freq</th> <th>Level</th> <th>Limit</th> <th>Line</th> <th>Level</th> <th>Factor</th> <th>Loss</th> <th>Factor</th> <th>dB</th> <th>dB</th> <th>cm</th> <th>deg</th> </tr> </thead> <tbody> <tr> <td>1</td> <td>5745.08</td> <td>140.79</td> <td>38.49</td> <td>68.38</td> <td>92.81</td> <td>34.68</td> <td>18.62</td> <td>38.44</td> <td>116</td> <td>129</td> <td>Peak</td> </tr> <tr> <td>2</td> <td>5745.08</td> <td>139.86</td> <td>.....</td> <td>84.25</td> <td>35.68</td> <td>18.62</td> <td>38.44</td> <td>116</td> <td>129</td> <td>.....</td> <td>Average</td> </tr> </tbody> </table>	Over	ReadAntenna	Cable	Preamp	A/Pos	T/Pos	Remark	Freq	Level	Limit	Line	Level	Factor	Loss	Factor	dB	dB	cm	deg	1	5745.08	140.79	38.49	68.38	92.81	34.68	18.62	38.44	116	129	Peak	2	5745.08	139.86	.....	84.25	35.68	18.62	38.44	116	129	.....	Average
	Over	ReadAntenna	Cable	Preamp	A/Pos	T/Pos	Remark																																																																																																									
Freq	Level	Limit	Line	Level	Factor	Loss	Factor	dB	dB	cm	deg																																																																																																					
1	5638.48	52.16	-16.14	60.38	37.72	34.38	18.58	38.44	116	129	Peak																																																																																																					
2	5689.48	51.54	-15.86	67.48	36.38	34.38	18.58	38.53	116	129	Peak																																																																																																					
3	5718.08	56.92	-13.54	110.46	42.23	34.57	18.61	38.49	116	129	Peak																																																																																																					
4	5745.08	61.49	-10.98	121.29	46.88	34.57	18.61	38.49	116	129	Peak																																																																																																					
Over	ReadAntenna	Cable	Preamp	A/Pos	T/Pos	Remark																																																																																																										
Freq	Level	Limit	Line	Level	Factor	Loss	Factor	dB	dB	cm	deg																																																																																																					
1	5745.08	140.79	38.49	68.38	92.81	34.68	18.62	38.44	116	129	Peak																																																																																																					
2	5745.08	139.86	.....	84.25	35.68	18.62	38.44	116	129	.....	Average																																																																																																					





WIFI	U-NII-3 5725-5850MHz Band Edge @ 3m																																																																																																															
ANT	802.11n HT20 CH157 5785MHz																																																																																																															
1	Horizontal	Fundamental																																																																																																														
Peak	<p>Site : 03CH02-SZ            Condition : PEAK_BE(BA)_16-24 3m HF_ANT_3117_0107 HORIZONTAL            Project : 1D0934-01            Mode : Mode 34            IMEI : #97 G0B2ZG02165001H            Plane : Y with Accessory            MCS0 PowerSetting 17</p> <table border="1"> <thead> <tr> <th>Peak</th> <th>Freq</th> <th>Level</th> <th>Limit</th> <th>Over</th> <th>Line</th> <th>Level</th> <th>Factor</th> <th>Loss</th> <th>Factor</th> <th>Remark</th> </tr> <tr> <th>1</th> <th>MHz</th> <th>dBuV/m</th> <th>dB</th> <th>dBuV/m</th> <th>dBuV</th> <th>dB/m</th> <th>dB</th> <th>dB</th> <th>cn</th> <th>deg</th> </tr> </thead> <tbody> <tr> <td>1</td> <td>5631.00</td> <td>52.04</td> <td>-10.20</td> <td>60.38</td> <td>37.69</td> <td>34.38</td> <td>10.58</td> <td>30.44</td> <td>100</td> <td>58 Peak</td> </tr> <tr> <td>2</td> <td>5665.49</td> <td>51.75</td> <td>-12.71</td> <td>64.45</td> <td>37.19</td> <td>34.38</td> <td>10.59</td> <td>30.53</td> <td>100</td> <td>58 Peak</td> </tr> <tr> <td>3</td> <td>5785.28</td> <td>53.82</td> <td>-12.52</td> <td>105.54</td> <td>38.41</td> <td>34.53</td> <td>10.61</td> <td>30.53</td> <td>100</td> <td>58 Peak</td> </tr> <tr> <td>4</td> <td>5722.39</td> <td>51.79</td> <td>-10.06</td> <td>115.82</td> <td>37.87</td> <td>34.37</td> <td>10.63</td> <td>30.49</td> <td>100</td> <td>58 Peak</td> </tr> </tbody> </table>	Peak	Freq	Level	Limit	Over	Line	Level	Factor	Loss	Factor	Remark	1	MHz	dBuV/m	dB	dBuV/m	dBuV	dB/m	dB	dB	cn	deg	1	5631.00	52.04	-10.20	60.38	37.69	34.38	10.58	30.44	100	58 Peak	2	5665.49	51.75	-12.71	64.45	37.19	34.38	10.59	30.53	100	58 Peak	3	5785.28	53.82	-12.52	105.54	38.41	34.53	10.61	30.53	100	58 Peak	4	5722.39	51.79	-10.06	115.82	37.87	34.37	10.63	30.49	100	58 Peak	<p>Site : 03CH02-SZ            Condition : PART 15.407 3m HF_ANT_3117_0107 HORIZONTAL            Project : 1D0934-01            Mode : Mode 34            IMEI : #97 G0B2ZG02165001H            Plane : Y with Accessory            MCS0 PowerSetting 17</p> <table border="1"> <thead> <tr> <th>Peak</th> <th>Freq</th> <th>Level</th> <th>Limit</th> <th>Over</th> <th>Line</th> <th>Level</th> <th>Factor</th> <th>Loss</th> <th>Factor</th> <th>Remark</th> </tr> <tr> <th>1</th> <th>MHz</th> <th>dBuV/m</th> <th>dB</th> <th>dBuV/m</th> <th>dBuV</th> <th>dB/m</th> <th>dB</th> <th>dB</th> <th>cn</th> <th>deg</th> </tr> </thead> <tbody> <tr> <td>1</td> <td>5785.00</td> <td>106.17</td> <td>37.87</td> <td>68.30</td> <td>91.22</td> <td>34.67</td> <td>10.64</td> <td>30.36</td> <td>100</td> <td>58 Peak</td> </tr> <tr> <td>2</td> <td>5785.00</td> <td>109.85</td> <td>.....</td> <td>64.10</td> <td>34.67</td> <td>10.64</td> <td>30.36</td> <td>100</td> <td>58 Average</td> <td></td> </tr> </tbody> </table>	Peak	Freq	Level	Limit	Over	Line	Level	Factor	Loss	Factor	Remark	1	MHz	dBuV/m	dB	dBuV/m	dBuV	dB/m	dB	dB	cn	deg	1	5785.00	106.17	37.87	68.30	91.22	34.67	10.64	30.36	100	58 Peak	2	5785.00	109.85	.....	64.10	34.67	10.64	30.36	100	58 Average	
Peak	Freq	Level	Limit	Over	Line	Level	Factor	Loss	Factor	Remark																																																																																																						
1	MHz	dBuV/m	dB	dBuV/m	dBuV	dB/m	dB	dB	cn	deg																																																																																																						
1	5631.00	52.04	-10.20	60.38	37.69	34.38	10.58	30.44	100	58 Peak																																																																																																						
2	5665.49	51.75	-12.71	64.45	37.19	34.38	10.59	30.53	100	58 Peak																																																																																																						
3	5785.28	53.82	-12.52	105.54	38.41	34.53	10.61	30.53	100	58 Peak																																																																																																						
4	5722.39	51.79	-10.06	115.82	37.87	34.37	10.63	30.49	100	58 Peak																																																																																																						
Peak	Freq	Level	Limit	Over	Line	Level	Factor	Loss	Factor	Remark																																																																																																						
1	MHz	dBuV/m	dB	dBuV/m	dBuV	dB/m	dB	dB	cn	deg																																																																																																						
1	5785.00	106.17	37.87	68.30	91.22	34.67	10.64	30.36	100	58 Peak																																																																																																						
2	5785.00	109.85	.....	64.10	34.67	10.64	30.36	100	58 Average																																																																																																							
Peak	<p>Site : 03CH02-SZ            Condition : PEAK_BE(BA)_16-24 3m HF_ANT_3117_0107 HORIZONTAL            Project : 1D0934-01            Mode : Mode 34            IMEI : #97 G0B2ZG02165001H            Plane : Y with Accessory            MCS0 PowerSetting 17</p> <table border="1"> <thead> <tr> <th>Peak</th> <th>Freq</th> <th>Level</th> <th>Limit</th> <th>Over</th> <th>Line</th> <th>Level</th> <th>Factor</th> <th>Loss</th> <th>Factor</th> <th>Remark</th> </tr> <tr> <th>1</th> <th>MHz</th> <th>dBuV/m</th> <th>dB</th> <th>dBuV/m</th> <th>dBuV</th> <th>dB/m</th> <th>dB</th> <th>dB</th> <th>cn</th> <th>deg</th> </tr> </thead> <tbody> <tr> <td>1</td> <td>5850.48</td> <td>51.58</td> <td>-10.71</td> <td>121.29</td> <td>36.48</td> <td>34.90</td> <td>10.68</td> <td>30.48</td> <td>100</td> <td>58 Peak</td> </tr> <tr> <td>2</td> <td>5874.00</td> <td>52.38</td> <td>-11.10</td> <td>100.23</td> <td>38.23</td> <td>34.97</td> <td>10.73</td> <td>30.59</td> <td>100</td> <td>58 Peak</td> </tr> <tr> <td>3</td> <td>5878.00</td> <td>54.42</td> <td>-10.55</td> <td>102.97</td> <td>39.27</td> <td>34.97</td> <td>10.73</td> <td>30.53</td> <td>100</td> <td>58 Peak</td> </tr> <tr> <td>4</td> <td>5933.00</td> <td>52.87</td> <td>-11.43</td> <td>68.38</td> <td>37.55</td> <td>35.87</td> <td>10.78</td> <td>30.54</td> <td>100</td> <td>58 Peak</td> </tr> </tbody> </table>	Peak	Freq	Level	Limit	Over	Line	Level	Factor	Loss	Factor	Remark	1	MHz	dBuV/m	dB	dBuV/m	dBuV	dB/m	dB	dB	cn	deg	1	5850.48	51.58	-10.71	121.29	36.48	34.90	10.68	30.48	100	58 Peak	2	5874.00	52.38	-11.10	100.23	38.23	34.97	10.73	30.59	100	58 Peak	3	5878.00	54.42	-10.55	102.97	39.27	34.97	10.73	30.53	100	58 Peak	4	5933.00	52.87	-11.43	68.38	37.55	35.87	10.78	30.54	100	58 Peak	Left blank																																												
Peak	Freq	Level	Limit	Over	Line	Level	Factor	Loss	Factor	Remark																																																																																																						
1	MHz	dBuV/m	dB	dBuV/m	dBuV	dB/m	dB	dB	cn	deg																																																																																																						
1	5850.48	51.58	-10.71	121.29	36.48	34.90	10.68	30.48	100	58 Peak																																																																																																						
2	5874.00	52.38	-11.10	100.23	38.23	34.97	10.73	30.59	100	58 Peak																																																																																																						
3	5878.00	54.42	-10.55	102.97	39.27	34.97	10.73	30.53	100	58 Peak																																																																																																						
4	5933.00	52.87	-11.43	68.38	37.55	35.87	10.78	30.54	100	58 Peak																																																																																																						



WIFI	U-NII-3 5725-5850MHz Band Edge @ 3m																																																																																																															
ANT	802.11n HT20 CH157 5785MHz																																																																																																															
1	Vertical	Fundamental																																																																																																														
Peak	<p>Site : 03CH02-SZ Condition : PEAK_BE(BA)_16-24 3m HF_ANT_3117_0107 VERTICAL Project : 1D0934-01 Mode : Mode 34 IMEI : #97 G0B22G032165001H Plane : Y with Accessory MCSO PowerSetting 17</p> <table border="1"> <thead> <tr> <th>Peak</th> <th>Freq</th> <th>Level</th> <th>Over</th> <th>Limit</th> <th>ReadAntenna</th> <th>Cable</th> <th>Preamp</th> <th>A/Pos</th> <th>T/Pos</th> <th>Remark</th> </tr> <tr> <th></th> <th>MHz</th> <th>dBuV/m</th> <th>dB</th> <th>dBuV/m</th> <th>dBuV</th> <th>dB/m</th> <th>dB</th> <th>cn</th> <th>deg</th> <th></th> </tr> </thead> <tbody> <tr> <td>1</td> <td>5625.08</td> <td>52.16</td> <td>-16.14</td> <td>68.38</td> <td>37.68</td> <td>34.38</td> <td>18.58</td> <td>38.48</td> <td>180</td> <td>118 Peak</td> </tr> <tr> <td>2</td> <td>5679.48</td> <td>52.38</td> <td>-16.48</td> <td>98.84</td> <td>38.08</td> <td>34.48</td> <td>18.59</td> <td>38.53</td> <td>180</td> <td>118 Peak</td> </tr> <tr> <td>3</td> <td>5785.08</td> <td>53.89</td> <td>-14.86</td> <td>187.95</td> <td>38.44</td> <td>34.53</td> <td>18.61</td> <td>38.49</td> <td>180</td> <td>118 Peak</td> </tr> <tr> <td>4</td> <td>5782.08</td> <td>52.38</td> <td>-16.38</td> <td>127.64</td> <td>37.57</td> <td>34.57</td> <td>18.63</td> <td>38.49</td> <td>180</td> <td>118 Peak</td> </tr> </tbody> </table>	Peak	Freq	Level	Over	Limit	ReadAntenna	Cable	Preamp	A/Pos	T/Pos	Remark		MHz	dBuV/m	dB	dBuV/m	dBuV	dB/m	dB	cn	deg		1	5625.08	52.16	-16.14	68.38	37.68	34.38	18.58	38.48	180	118 Peak	2	5679.48	52.38	-16.48	98.84	38.08	34.48	18.59	38.53	180	118 Peak	3	5785.08	53.89	-14.86	187.95	38.44	34.53	18.61	38.49	180	118 Peak	4	5782.08	52.38	-16.38	127.64	37.57	34.57	18.63	38.49	180	118 Peak	<p>Site : 03CH02-SZ Condition : PART 15.407 3m HF_ANT_3117_0107 VERTICAL Project : 1D0934-01 Mode : Mode 34 IMEI : #97 G0B22G032165001H Plane : Y with Accessory MCSO PowerSetting 17</p> <table border="1"> <thead> <tr> <th>Peak</th> <th>Freq</th> <th>Level</th> <th>Over</th> <th>Limit</th> <th>ReadAntenna</th> <th>Cable</th> <th>Preamp</th> <th>A/Pos</th> <th>T/Pos</th> <th>Remark</th> </tr> <tr> <th></th> <th>MHz</th> <th>dBuV/m</th> <th>dB</th> <th>dBuV/m</th> <th>dBuV</th> <th>dB/m</th> <th>dB</th> <th>cn</th> <th>deg</th> <th></th> </tr> </thead> <tbody> <tr> <td>1</td> <td>5785.08</td> <td>146.42</td> <td>38.12</td> <td>68.38</td> <td>91.47</td> <td>34.67</td> <td>18.64</td> <td>38.36</td> <td>180</td> <td>118 Peak</td> </tr> <tr> <td>2</td> <td>5785.08</td> <td>159.91</td> <td>.....</td> <td>84.96</td> <td>34.67</td> <td>18.64</td> <td>38.36</td> <td>180</td> <td>118 Average</td> <td></td> </tr> </tbody> </table>	Peak	Freq	Level	Over	Limit	ReadAntenna	Cable	Preamp	A/Pos	T/Pos	Remark		MHz	dBuV/m	dB	dBuV/m	dBuV	dB/m	dB	cn	deg		1	5785.08	146.42	38.12	68.38	91.47	34.67	18.64	38.36	180	118 Peak	2	5785.08	159.91	.....	84.96	34.67	18.64	38.36	180	118 Average	
Peak	Freq	Level	Over	Limit	ReadAntenna	Cable	Preamp	A/Pos	T/Pos	Remark																																																																																																						
	MHz	dBuV/m	dB	dBuV/m	dBuV	dB/m	dB	cn	deg																																																																																																							
1	5625.08	52.16	-16.14	68.38	37.68	34.38	18.58	38.48	180	118 Peak																																																																																																						
2	5679.48	52.38	-16.48	98.84	38.08	34.48	18.59	38.53	180	118 Peak																																																																																																						
3	5785.08	53.89	-14.86	187.95	38.44	34.53	18.61	38.49	180	118 Peak																																																																																																						
4	5782.08	52.38	-16.38	127.64	37.57	34.57	18.63	38.49	180	118 Peak																																																																																																						
Peak	Freq	Level	Over	Limit	ReadAntenna	Cable	Preamp	A/Pos	T/Pos	Remark																																																																																																						
	MHz	dBuV/m	dB	dBuV/m	dBuV	dB/m	dB	cn	deg																																																																																																							
1	5785.08	146.42	38.12	68.38	91.47	34.67	18.64	38.36	180	118 Peak																																																																																																						
2	5785.08	159.91	.....	84.96	34.67	18.64	38.36	180	118 Average																																																																																																							
Peak	<p>Site : 03CH02-SZ Condition : PEAK_BE(BA)_16-24 3m HF_ANT_3117_0107 VERTICAL Project : 1D0934-01 Mode : Mode 34 IMEI : #97 G0B22G032165001H Plane : Y with Accessory MCSO PowerSetting 17</p> <table border="1"> <thead> <tr> <th>Peak</th> <th>Freq</th> <th>Level</th> <th>Over</th> <th>Limit</th> <th>ReadAntenna</th> <th>Cable</th> <th>Preamp</th> <th>A/Pos</th> <th>T/Pos</th> <th>Remark</th> </tr> <tr> <th></th> <th>MHz</th> <th>dBuV/m</th> <th>dB</th> <th>dBuV/m</th> <th>dBuV</th> <th>dB/m</th> <th>dB</th> <th>cn</th> <th>deg</th> <th></th> </tr> </thead> <tbody> <tr> <td>1</td> <td>5858.08</td> <td>52.17</td> <td>-16.83</td> <td>122.28</td> <td>37.87</td> <td>34.98</td> <td>18.68</td> <td>38.44</td> <td>180</td> <td>118 Peak</td> </tr> <tr> <td>2</td> <td>5858.08</td> <td>52.79</td> <td>-17.23</td> <td>188.08</td> <td>37.43</td> <td>34.93</td> <td>18.73</td> <td>38.58</td> <td>180</td> <td>118 Peak</td> </tr> <tr> <td>3</td> <td>5884.08</td> <td>53.61</td> <td>-16.98</td> <td>98.51</td> <td>38.45</td> <td>35.88</td> <td>18.75</td> <td>38.59</td> <td>180</td> <td>118 Peak</td> </tr> <tr> <td>4</td> <td>5947.08</td> <td>52.81</td> <td>-15.49</td> <td>68.98</td> <td>37.42</td> <td>35.18</td> <td>18.78</td> <td>38.49</td> <td>180</td> <td>118 Peak</td> </tr> </tbody> </table>	Peak	Freq	Level	Over	Limit	ReadAntenna	Cable	Preamp	A/Pos	T/Pos	Remark		MHz	dBuV/m	dB	dBuV/m	dBuV	dB/m	dB	cn	deg		1	5858.08	52.17	-16.83	122.28	37.87	34.98	18.68	38.44	180	118 Peak	2	5858.08	52.79	-17.23	188.08	37.43	34.93	18.73	38.58	180	118 Peak	3	5884.08	53.61	-16.98	98.51	38.45	35.88	18.75	38.59	180	118 Peak	4	5947.08	52.81	-15.49	68.98	37.42	35.18	18.78	38.49	180	118 Peak	Left blank																																												
Peak	Freq	Level	Over	Limit	ReadAntenna	Cable	Preamp	A/Pos	T/Pos	Remark																																																																																																						
	MHz	dBuV/m	dB	dBuV/m	dBuV	dB/m	dB	cn	deg																																																																																																							
1	5858.08	52.17	-16.83	122.28	37.87	34.98	18.68	38.44	180	118 Peak																																																																																																						
2	5858.08	52.79	-17.23	188.08	37.43	34.93	18.73	38.58	180	118 Peak																																																																																																						
3	5884.08	53.61	-16.98	98.51	38.45	35.88	18.75	38.59	180	118 Peak																																																																																																						
4	5947.08	52.81	-15.49	68.98	37.42	35.18	18.78	38.49	180	118 Peak																																																																																																						



WIFI	U-NII-3 5725~5850MHz Band Edge @ 3m																																																																																																															
ANT	802.11n HT20 CH165 5825MHz																																																																																																															
1	Horizontal	Fundamental																																																																																																														
<b>Peak</b>	<p>Site : 03CH02-SZ            Condition : PEAK_BE(B4)_16.24 3m HF_ANT_3117_0107 HORIZONTAL            Project : 120934-01            Mode : Mode 35            MCEI : #97 G0B22G032165001H            Plane : Y with Accessory            MCS0 PowerSetting 17</p> <table border="1"> <thead> <tr> <th>Freq</th> <th>Level</th> <th>Limit</th> <th>Over</th> <th>Line</th> <th>ReadAntenna</th> <th>Cable</th> <th>Preamp</th> <th>A/Pos</th> <th>T/Pos</th> <th>Remark</th> </tr> <tr> <th>MHz</th> <th>dBuV/m</th> <th>dB</th> <th>dBuV/m</th> <th>dBuV</th> <th>dB/m</th> <th>dB</th> <th>dB</th> <th>cm</th> <th>deg</th> <th></th> </tr> </thead> <tbody> <tr> <td>1</td> <td>5825.28</td> <td>59.62</td> <td>-17.50</td> <td>117.18</td> <td>44.52</td> <td>34.99</td> <td>10.68</td> <td>30.48</td> <td>100</td> <td>68 Peak</td> </tr> <tr> <td>2</td> <td>5825.88</td> <td>55.65</td> <td>-14.85</td> <td>118.58</td> <td>49.49</td> <td>34.73</td> <td>10.73</td> <td>30.48</td> <td>100</td> <td>68 Peak</td> </tr> <tr> <td>3</td> <td>5828.28</td> <td>52.34</td> <td>-16.78</td> <td>79.12</td> <td>37.18</td> <td>35.83</td> <td>10.75</td> <td>30.54</td> <td>100</td> <td>68 Peak</td> </tr> <tr> <td>4</td> <td>5843.48</td> <td>51.63</td> <td>-15.87</td> <td>65.28</td> <td>37.24</td> <td>35.18</td> <td>10.78</td> <td>30.49</td> <td>100</td> <td>68 Peak</td> </tr> </tbody> </table>	Freq	Level	Limit	Over	Line	ReadAntenna	Cable	Preamp	A/Pos	T/Pos	Remark	MHz	dBuV/m	dB	dBuV/m	dBuV	dB/m	dB	dB	cm	deg		1	5825.28	59.62	-17.50	117.18	44.52	34.99	10.68	30.48	100	68 Peak	2	5825.88	55.65	-14.85	118.58	49.49	34.73	10.73	30.48	100	68 Peak	3	5828.28	52.34	-16.78	79.12	37.18	35.83	10.75	30.54	100	68 Peak	4	5843.48	51.63	-15.87	65.28	37.24	35.18	10.78	30.49	100	68 Peak	<p>Site : 03CH02-SZ            Condition : PART 15.407 3m HF_ANT_3117_0107 HORIZONTAL            Project : 120934-01            Mode : Mode 35            MCEI : #97 G0B22G032165001H            Plane : Y with Accessory            MCS0 PowerSetting 17</p> <table border="1"> <thead> <tr> <th>Freq</th> <th>Level</th> <th>Limit</th> <th>Over</th> <th>Line</th> <th>ReadAntenna</th> <th>Cable</th> <th>Preamp</th> <th>A/Pos</th> <th>T/Pos</th> <th>Remark</th> </tr> <tr> <th>MHz</th> <th>dBuV/m</th> <th>dB</th> <th>dBuV/m</th> <th>dBuV</th> <th>dB/m</th> <th>dB</th> <th>dB</th> <th>cm</th> <th>deg</th> <th></th> </tr> </thead> <tbody> <tr> <td>1</td> <td>5825.00</td> <td>104.43</td> <td>36.11</td> <td>68.38</td> <td>89.32</td> <td>34.83</td> <td>10.68</td> <td>30.42</td> <td>100</td> <td>68 Peak</td> </tr> <tr> <td>2</td> <td>5825.00</td> <td>106.65</td> <td>.....</td> <td>82.69</td> <td>35.82</td> <td>10.68</td> <td>30.42</td> <td>100</td> <td>68 Average</td> <td></td> </tr> </tbody> </table>	Freq	Level	Limit	Over	Line	ReadAntenna	Cable	Preamp	A/Pos	T/Pos	Remark	MHz	dBuV/m	dB	dBuV/m	dBuV	dB/m	dB	dB	cm	deg		1	5825.00	104.43	36.11	68.38	89.32	34.83	10.68	30.42	100	68 Peak	2	5825.00	106.65	.....	82.69	35.82	10.68	30.42	100	68 Average	
Freq	Level	Limit	Over	Line	ReadAntenna	Cable	Preamp	A/Pos	T/Pos	Remark																																																																																																						
MHz	dBuV/m	dB	dBuV/m	dBuV	dB/m	dB	dB	cm	deg																																																																																																							
1	5825.28	59.62	-17.50	117.18	44.52	34.99	10.68	30.48	100	68 Peak																																																																																																						
2	5825.88	55.65	-14.85	118.58	49.49	34.73	10.73	30.48	100	68 Peak																																																																																																						
3	5828.28	52.34	-16.78	79.12	37.18	35.83	10.75	30.54	100	68 Peak																																																																																																						
4	5843.48	51.63	-15.87	65.28	37.24	35.18	10.78	30.49	100	68 Peak																																																																																																						
Freq	Level	Limit	Over	Line	ReadAntenna	Cable	Preamp	A/Pos	T/Pos	Remark																																																																																																						
MHz	dBuV/m	dB	dBuV/m	dBuV	dB/m	dB	dB	cm	deg																																																																																																							
1	5825.00	104.43	36.11	68.38	89.32	34.83	10.68	30.42	100	68 Peak																																																																																																						
2	5825.00	106.65	.....	82.69	35.82	10.68	30.42	100	68 Average																																																																																																							



WIFI	U-NII-3 5725~5850MHz Band Edge @ 3m																																																																																																																																			
ANT	802.11n HT20 CH165 5825MHz																																																																																																																																			
1	Vertical	Fundamental																																																																																																																																		
Peak	<p>Site : 03CH02-SZ            Condition : PEAK_BE(B4)_16-24 3m HF_ANT_3117_0107 VERTICAL            Project : 150934-01            Mode : Mode 35            MEI : #97 G0B22G032165001H            Plane : Y with Accessory            MCS0 PowerSetting 17</p> <table border="1"> <thead> <tr> <th>Freq</th> <th>Level</th> <th>Limit</th> <th>Over</th> <th>Line</th> <th>Level</th> <th>Factor</th> <th>ReadAntenna</th> <th>Cable</th> <th>Preamp</th> <th>A/Pos</th> <th>T/Pos</th> <th>Remark</th> </tr> <tr> <th>MHz</th> <th>dBuV/m</th> <th>dB</th> <th>dBuV/m</th> <th>dBuV</th> <th>dB/m</th> <th>dB</th> <th>dB</th> <th>dB</th> <th>dB</th> <th>cm</th> <th>deg</th> <th></th> </tr> </thead> <tbody> <tr> <td>1</td> <td>5889.08</td> <td>57.35</td> <td>-63.83</td> <td>120.38</td> <td>42.25</td> <td>34.98</td> <td>18.68</td> <td>38.48</td> <td>188</td> <td>122</td> <td>Peak</td> <td></td> </tr> <tr> <td>2</td> <td>5935.08</td> <td>53.46</td> <td>-71.28</td> <td>118.74</td> <td>38.33</td> <td>34.73</td> <td>18.68</td> <td>38.48</td> <td>188</td> <td>122</td> <td>Peak</td> <td></td> </tr> <tr> <td>3</td> <td>5915.08</td> <td>52.88</td> <td>-73.58</td> <td>76.46</td> <td>37.64</td> <td>35.83</td> <td>18.75</td> <td>38.54</td> <td>188</td> <td>122</td> <td>Peak</td> <td></td> </tr> <tr> <td>4</td> <td>5925.08</td> <td>51.82</td> <td>-75.68</td> <td>68.38</td> <td>37.34</td> <td>35.87</td> <td>18.75</td> <td>38.54</td> <td>188</td> <td>122</td> <td>Peak</td> <td></td> </tr> </tbody> </table>	Freq	Level	Limit	Over	Line	Level	Factor	ReadAntenna	Cable	Preamp	A/Pos	T/Pos	Remark	MHz	dBuV/m	dB	dBuV/m	dBuV	dB/m	dB	dB	dB	dB	cm	deg		1	5889.08	57.35	-63.83	120.38	42.25	34.98	18.68	38.48	188	122	Peak		2	5935.08	53.46	-71.28	118.74	38.33	34.73	18.68	38.48	188	122	Peak		3	5915.08	52.88	-73.58	76.46	37.64	35.83	18.75	38.54	188	122	Peak		4	5925.08	51.82	-75.68	68.38	37.34	35.87	18.75	38.54	188	122	Peak		<p>Site : 03CH02-SZ            Condition : PART 15.407 3m HF_ANT_3117_0107 VERTICAL            Project : 150934-01            Mode : Mode 35            MEI : #97 G0B22G032165001H            Plane : Y with Accessory            MCS0 PowerSetting 17</p> <table border="1"> <thead> <tr> <th>Freq</th> <th>Level</th> <th>Limit</th> <th>Over</th> <th>Line</th> <th>Level</th> <th>Factor</th> <th>ReadAntenna</th> <th>Cable</th> <th>Preamp</th> <th>A/Pos</th> <th>T/Pos</th> <th>Remark</th> </tr> <tr> <th>MHz</th> <th>dBuV/m</th> <th>dB</th> <th>dBuV/m</th> <th>dBuV</th> <th>dB/m</th> <th>dB</th> <th>dB</th> <th>dB</th> <th>dB</th> <th>cm</th> <th>deg</th> <th></th> </tr> </thead> <tbody> <tr> <td>1</td> <td>5825.08</td> <td>146.24</td> <td>37.94</td> <td>68.38</td> <td>91.15</td> <td>34.83</td> <td>18.68</td> <td>38.42</td> <td>188</td> <td>122</td> <td>Peak</td> <td></td> </tr> <tr> <td>2</td> <td>5825.08</td> <td>159.85</td> <td>.....</td> <td>84.68</td> <td>35.82</td> <td>18.68</td> <td>38.42</td> <td>188</td> <td>122</td> <td>Average</td> <td></td> <td></td> </tr> </tbody> </table>	Freq	Level	Limit	Over	Line	Level	Factor	ReadAntenna	Cable	Preamp	A/Pos	T/Pos	Remark	MHz	dBuV/m	dB	dBuV/m	dBuV	dB/m	dB	dB	dB	dB	cm	deg		1	5825.08	146.24	37.94	68.38	91.15	34.83	18.68	38.42	188	122	Peak		2	5825.08	159.85	.....	84.68	35.82	18.68	38.42	188	122	Average		
	Freq	Level	Limit	Over	Line	Level	Factor	ReadAntenna	Cable	Preamp	A/Pos	T/Pos	Remark																																																																																																																							
MHz	dBuV/m	dB	dBuV/m	dBuV	dB/m	dB	dB	dB	dB	cm	deg																																																																																																																									
1	5889.08	57.35	-63.83	120.38	42.25	34.98	18.68	38.48	188	122	Peak																																																																																																																									
2	5935.08	53.46	-71.28	118.74	38.33	34.73	18.68	38.48	188	122	Peak																																																																																																																									
3	5915.08	52.88	-73.58	76.46	37.64	35.83	18.75	38.54	188	122	Peak																																																																																																																									
4	5925.08	51.82	-75.68	68.38	37.34	35.87	18.75	38.54	188	122	Peak																																																																																																																									
Freq	Level	Limit	Over	Line	Level	Factor	ReadAntenna	Cable	Preamp	A/Pos	T/Pos	Remark																																																																																																																								
MHz	dBuV/m	dB	dBuV/m	dBuV	dB/m	dB	dB	dB	dB	cm	deg																																																																																																																									
1	5825.08	146.24	37.94	68.38	91.15	34.83	18.68	38.42	188	122	Peak																																																																																																																									
2	5825.08	159.85	.....	84.68	35.82	18.68	38.42	188	122	Average																																																																																																																										



**U-NII-3 5725~5850MHz  
WIFI 802.11n HT40 (Band Edge @ 3m)**

WIFI	U-NII-3 5725~5850MHz Band Edge @ 3m																																																																																																																									
ANT	802.11n HT40 CH151 5755MHz																																																																																																																									
1	Horizontal	Fundamental																																																																																																																								
<b>Peak</b>	<p>Date: 2022-05-22</p> <p>Site : 03CH02-SZ Condition : PEAK_BE(B4)_16-24 3m HF_ANT_3117_0107 HORIZONTAL Project : 1D0934-01 Mode : Mode 36 IMEI : #92-G0B22G032165001G Plane : Y with Accessory MCS9 PowerSetting 17</p> <table border="1"> <thead> <tr> <th>Peak</th> <th>Freq</th> <th>Level</th> <th>Limit</th> <th>Line</th> <th>Level</th> <th>Factor</th> <th>Loss</th> <th>Factor</th> <th>A/Pos</th> <th>T/Pos</th> <th>Remark</th> </tr> <tr> <th>1</th> <th>MHz</th> <th>dBuV/m</th> <th>dB</th> <th>dBuV/m</th> <th>dBuV</th> <th>dB/m</th> <th>dB</th> <th>dB</th> <th>cm</th> <th>deg</th> <th></th> </tr> </thead> <tbody> <tr> <td>1</td> <td>5693.20</td> <td>51.40</td> <td>-16.90</td> <td>68.30</td> <td>37.17</td> <td>34.30</td> <td>10.33</td> <td>30.40</td> <td>100</td> <td>57</td> <td>Peak</td> </tr> <tr> <td>2</td> <td>5696.20</td> <td>55.70</td> <td>-48.10</td> <td>103.80</td> <td>41.41</td> <td>34.50</td> <td>10.32</td> <td>30.53</td> <td>100</td> <td>57</td> <td>Peak</td> </tr> <tr> <td>3</td> <td>5715.40</td> <td>61.95</td> <td>-48.10</td> <td>110.35</td> <td>47.43</td> <td>34.37</td> <td>10.44</td> <td>30.49</td> <td>100</td> <td>57</td> <td>Peak</td> </tr> <tr> <td>4</td> <td>5724.00</td> <td>61.41</td> <td>-59.80</td> <td>121.29</td> <td>46.69</td> <td>34.37</td> <td>10.44</td> <td>30.49</td> <td>100</td> <td>57</td> <td>Peak</td> </tr> </tbody> </table>	Peak	Freq	Level	Limit	Line	Level	Factor	Loss	Factor	A/Pos	T/Pos	Remark	1	MHz	dBuV/m	dB	dBuV/m	dBuV	dB/m	dB	dB	cm	deg		1	5693.20	51.40	-16.90	68.30	37.17	34.30	10.33	30.40	100	57	Peak	2	5696.20	55.70	-48.10	103.80	41.41	34.50	10.32	30.53	100	57	Peak	3	5715.40	61.95	-48.10	110.35	47.43	34.37	10.44	30.49	100	57	Peak	4	5724.00	61.41	-59.80	121.29	46.69	34.37	10.44	30.49	100	57	Peak	<p>Date: 2022-05-22</p> <p>Site : 03CH02-SZ Condition : FUND_15-07 3m HF_ANT_3117_0107 HORIZONTAL Project : 1D0934-01 Mode : Mode 36 IMEI : #92-G0B22G032165001G Plane : Y with Accessory MCS9 PowerSetting 17</p> <table border="1"> <thead> <tr> <th>Peak</th> <th>Freq</th> <th>Level</th> <th>Limit</th> <th>Line</th> <th>Level</th> <th>Factor</th> <th>Loss</th> <th>Factor</th> <th>A/Pos</th> <th>T/Pos</th> <th>Remark</th> </tr> <tr> <th>1</th> <th>MHz</th> <th>dBuV/m</th> <th>dB</th> <th>dBuV/m</th> <th>dBuV</th> <th>dB/m</th> <th>dB</th> <th>dB</th> <th>cm</th> <th>deg</th> <th></th> </tr> </thead> <tbody> <tr> <td>1</td> <td>5755.00</td> <td>181.83</td> <td>33.53</td> <td>68.30</td> <td>67.09</td> <td>34.63</td> <td>10.55</td> <td>30.44</td> <td>100</td> <td>57</td> <td>Peak</td> </tr> <tr> <td>2</td> <td>5755.00</td> <td>95.40</td> <td>-</td> <td>-</td> <td>80.66</td> <td>34.63</td> <td>10.55</td> <td>30.44</td> <td>100</td> <td>57</td> <td>Average</td> </tr> </tbody> </table>	Peak	Freq	Level	Limit	Line	Level	Factor	Loss	Factor	A/Pos	T/Pos	Remark	1	MHz	dBuV/m	dB	dBuV/m	dBuV	dB/m	dB	dB	cm	deg		1	5755.00	181.83	33.53	68.30	67.09	34.63	10.55	30.44	100	57	Peak	2	5755.00	95.40	-	-	80.66	34.63	10.55	30.44	100	57	Average
Peak	Freq	Level	Limit	Line	Level	Factor	Loss	Factor	A/Pos	T/Pos	Remark																																																																																																															
1	MHz	dBuV/m	dB	dBuV/m	dBuV	dB/m	dB	dB	cm	deg																																																																																																																
1	5693.20	51.40	-16.90	68.30	37.17	34.30	10.33	30.40	100	57	Peak																																																																																																															
2	5696.20	55.70	-48.10	103.80	41.41	34.50	10.32	30.53	100	57	Peak																																																																																																															
3	5715.40	61.95	-48.10	110.35	47.43	34.37	10.44	30.49	100	57	Peak																																																																																																															
4	5724.00	61.41	-59.80	121.29	46.69	34.37	10.44	30.49	100	57	Peak																																																																																																															
Peak	Freq	Level	Limit	Line	Level	Factor	Loss	Factor	A/Pos	T/Pos	Remark																																																																																																															
1	MHz	dBuV/m	dB	dBuV/m	dBuV	dB/m	dB	dB	cm	deg																																																																																																																
1	5755.00	181.83	33.53	68.30	67.09	34.63	10.55	30.44	100	57	Peak																																																																																																															
2	5755.00	95.40	-	-	80.66	34.63	10.55	30.44	100	57	Average																																																																																																															
<b>Peak</b>	<p>Date: 2022-05-22</p> <p>Site : 03CH02-SZ Condition : PEAK_BE(B4)_16-24 3m HF_ANT_3117_0107 HORIZONTAL Project : 1D0934-01 Mode : Mode 36 IMEI : #92-G0B22G032165001G Plane : Y with Accessory MCS9 PowerSetting 17</p> <table border="1"> <thead> <tr> <th>Peak</th> <th>Freq</th> <th>Level</th> <th>Limit</th> <th>Line</th> <th>Level</th> <th>Factor</th> <th>Loss</th> <th>Factor</th> <th>A/Pos</th> <th>T/Pos</th> <th>Remark</th> </tr> <tr> <th>1</th> <th>MHz</th> <th>dBuV/m</th> <th>dB</th> <th>dBuV/m</th> <th>dBuV</th> <th>dB/m</th> <th>dB</th> <th>dB</th> <th>cm</th> <th>deg</th> <th></th> </tr> </thead> <tbody> <tr> <td>1</td> <td>5803.00</td> <td>51.58</td> <td>-68.00</td> <td>119.27</td> <td>36.30</td> <td>34.00</td> <td>10.70</td> <td>30.48</td> <td>100</td> <td>57</td> <td>Peak</td> </tr> <tr> <td>2</td> <td>5874.00</td> <td>52.24</td> <td>-51.13</td> <td>103.37</td> <td>36.05</td> <td>34.97</td> <td>10.25</td> <td>30.53</td> <td>100</td> <td>57</td> <td>Peak</td> </tr> <tr> <td>3</td> <td>5875.00</td> <td>52.65</td> <td>-51.26</td> <td>104.41</td> <td>37.36</td> <td>34.97</td> <td>10.25</td> <td>30.53</td> <td>100</td> <td>57</td> <td>Peak</td> </tr> <tr> <td>4</td> <td>5942.00</td> <td>53.32</td> <td>-14.90</td> <td>68.30</td> <td>37.75</td> <td>35.10</td> <td>10.36</td> <td>30.49</td> <td>100</td> <td>57</td> <td>Peak</td> </tr> </tbody> </table>	Peak	Freq	Level	Limit	Line	Level	Factor	Loss	Factor	A/Pos	T/Pos	Remark	1	MHz	dBuV/m	dB	dBuV/m	dBuV	dB/m	dB	dB	cm	deg		1	5803.00	51.58	-68.00	119.27	36.30	34.00	10.70	30.48	100	57	Peak	2	5874.00	52.24	-51.13	103.37	36.05	34.97	10.25	30.53	100	57	Peak	3	5875.00	52.65	-51.26	104.41	37.36	34.97	10.25	30.53	100	57	Peak	4	5942.00	53.32	-14.90	68.30	37.75	35.10	10.36	30.49	100	57	Peak	<b>Left blank</b>																																																
Peak	Freq	Level	Limit	Line	Level	Factor	Loss	Factor	A/Pos	T/Pos	Remark																																																																																																															
1	MHz	dBuV/m	dB	dBuV/m	dBuV	dB/m	dB	dB	cm	deg																																																																																																																
1	5803.00	51.58	-68.00	119.27	36.30	34.00	10.70	30.48	100	57	Peak																																																																																																															
2	5874.00	52.24	-51.13	103.37	36.05	34.97	10.25	30.53	100	57	Peak																																																																																																															
3	5875.00	52.65	-51.26	104.41	37.36	34.97	10.25	30.53	100	57	Peak																																																																																																															
4	5942.00	53.32	-14.90	68.30	37.75	35.10	10.36	30.49	100	57	Peak																																																																																																															



WIFI	U-NII-3 5725-5850MHz Band Edge @ 3m																																																																																																																								
ANT	802.11n HT40 CH151 5755MHz																																																																																																																								
1	Vertical	Fundamental																																																																																																																							
Peak	<p>Site : 03CH02-SZ Condition : PEAK_BE(BA)_16-24 3m HF_ANT_3117_0107 VERTICAL Project : ID0934-01 Mode : Mode 36 IMEI : #92 G0B2ZG032165001G Plane : Y with Accessory MCSO PowerSetting 17</p> <table border="1"> <thead> <tr> <th>Peak</th> <th>Freq</th> <th>Level</th> <th>Limit</th> <th>Over</th> <th>List</th> <th>ReadAntenna</th> <th>Cable</th> <th>Preamp</th> <th>A/Pos</th> <th>T/Pos</th> <th>Remark</th> </tr> <tr> <th></th> <th>MHz</th> <th>dBuV/m</th> <th>dB</th> <th>dBuV/m</th> <th>dBuV</th> <th>dB/m</th> <th>dB</th> <th>dB</th> <th>cn</th> <th>deg</th> <th></th> </tr> </thead> <tbody> <tr> <td>1</td> <td>5629.28</td> <td>52.18</td> <td>-16.12</td> <td>68.38</td> <td>37.95</td> <td>34.38</td> <td>38.33</td> <td>38.48</td> <td>100</td> <td>117</td> <td>Peak</td> </tr> <tr> <td>2</td> <td>5697.28</td> <td>57.28</td> <td>-16.28</td> <td>103.14</td> <td>42.51</td> <td>34.38</td> <td>38.33</td> <td>38.53</td> <td>100</td> <td>117</td> <td>Peak</td> </tr> <tr> <td>3</td> <td>5725.08</td> <td>69.28</td> <td>-49.70</td> <td>119.74</td> <td>46.46</td> <td>34.37</td> <td>38.44</td> <td>38.49</td> <td>100</td> <td>117</td> <td>Peak</td> </tr> <tr> <td>4</td> <td>5752.28</td> <td>64.28</td> <td>-13.08</td> <td>110.18</td> <td>49.98</td> <td>34.37</td> <td>38.44</td> <td>38.49</td> <td>100</td> <td>117</td> <td>Peak</td> </tr> </tbody> </table>	Peak	Freq	Level	Limit	Over	List	ReadAntenna	Cable	Preamp	A/Pos	T/Pos	Remark		MHz	dBuV/m	dB	dBuV/m	dBuV	dB/m	dB	dB	cn	deg		1	5629.28	52.18	-16.12	68.38	37.95	34.38	38.33	38.48	100	117	Peak	2	5697.28	57.28	-16.28	103.14	42.51	34.38	38.33	38.53	100	117	Peak	3	5725.08	69.28	-49.70	119.74	46.46	34.37	38.44	38.49	100	117	Peak	4	5752.28	64.28	-13.08	110.18	49.98	34.37	38.44	38.49	100	117	Peak	<p>Site : 03CH02-SZ Condition : PART 15.407 3m HF_ANT_3117_0107 VERTICAL Project : ID0934-01 Mode : Mode 36 IMEI : #92 G0B2ZG032165001G Plane : Y with Accessory MCSO PowerSetting 17</p> <table border="1"> <thead> <tr> <th>Peak</th> <th>Freq</th> <th>Level</th> <th>Limit</th> <th>Over</th> <th>List</th> <th>ReadAntenna</th> <th>Cable</th> <th>Preamp</th> <th>A/Pos</th> <th>T/Pos</th> <th>Remark</th> </tr> <tr> <th></th> <th>MHz</th> <th>dBuV/m</th> <th>dB</th> <th>dBuV/m</th> <th>dBuV</th> <th>dB/m</th> <th>dB</th> <th>dB</th> <th>cn</th> <th>deg</th> <th></th> </tr> </thead> <tbody> <tr> <td>1</td> <td>5755.08</td> <td>104.78</td> <td>36.48</td> <td>68.38</td> <td>98.84</td> <td>34.63</td> <td>38.55</td> <td>38.44</td> <td>100</td> <td>117</td> <td>Peak</td> </tr> <tr> <td>2</td> <td>5755.08</td> <td>108.48</td> <td>.....</td> <td>82.46</td> <td>34.63</td> <td>38.55</td> <td>38.44</td> <td>100</td> <td>117</td> <td>Average</td> </tr> </tbody> </table>	Peak	Freq	Level	Limit	Over	List	ReadAntenna	Cable	Preamp	A/Pos	T/Pos	Remark		MHz	dBuV/m	dB	dBuV/m	dBuV	dB/m	dB	dB	cn	deg		1	5755.08	104.78	36.48	68.38	98.84	34.63	38.55	38.44	100	117	Peak	2	5755.08	108.48	.....	82.46	34.63	38.55	38.44	100	117	Average
Peak	Freq	Level	Limit	Over	List	ReadAntenna	Cable	Preamp	A/Pos	T/Pos	Remark																																																																																																														
	MHz	dBuV/m	dB	dBuV/m	dBuV	dB/m	dB	dB	cn	deg																																																																																																															
1	5629.28	52.18	-16.12	68.38	37.95	34.38	38.33	38.48	100	117	Peak																																																																																																														
2	5697.28	57.28	-16.28	103.14	42.51	34.38	38.33	38.53	100	117	Peak																																																																																																														
3	5725.08	69.28	-49.70	119.74	46.46	34.37	38.44	38.49	100	117	Peak																																																																																																														
4	5752.28	64.28	-13.08	110.18	49.98	34.37	38.44	38.49	100	117	Peak																																																																																																														
Peak	Freq	Level	Limit	Over	List	ReadAntenna	Cable	Preamp	A/Pos	T/Pos	Remark																																																																																																														
	MHz	dBuV/m	dB	dBuV/m	dBuV	dB/m	dB	dB	cn	deg																																																																																																															
1	5755.08	104.78	36.48	68.38	98.84	34.63	38.55	38.44	100	117	Peak																																																																																																														
2	5755.08	108.48	.....	82.46	34.63	38.55	38.44	100	117	Average																																																																																																															
Peak	<p>Site : 03CH02-SZ Condition : PEAK_BE(BA)_16-24 3m HF_ANT_3117_0107 VERTICAL Project : ID0934-01 Mode : Mode 36 IMEI : #92 G0B2ZG032165001G Plane : Y with Accessory MCSO PowerSetting 17</p> <table border="1"> <thead> <tr> <th>Peak</th> <th>Freq</th> <th>Level</th> <th>Limit</th> <th>Over</th> <th>List</th> <th>ReadAntenna</th> <th>Cable</th> <th>Preamp</th> <th>A/Pos</th> <th>T/Pos</th> <th>Remark</th> </tr> <tr> <th></th> <th>MHz</th> <th>dBuV/m</th> <th>dB</th> <th>dBuV/m</th> <th>dBuV</th> <th>dB/m</th> <th>dB</th> <th>dB</th> <th>cn</th> <th>deg</th> <th></th> </tr> </thead> <tbody> <tr> <td>1</td> <td>5851.08</td> <td>51.87</td> <td>-16.85</td> <td>112.92</td> <td>36.67</td> <td>34.38</td> <td>38.78</td> <td>38.44</td> <td>100</td> <td>117</td> <td>Peak</td> </tr> <tr> <td>2</td> <td>5855.08</td> <td>52.73</td> <td>-16.85</td> <td>113.08</td> <td>38.46</td> <td>34.37</td> <td>38.83</td> <td>38.44</td> <td>100</td> <td>117</td> <td>Peak</td> </tr> <tr> <td>3</td> <td>5859.08</td> <td>53.14</td> <td>-16.42</td> <td>79.56</td> <td>37.74</td> <td>35.83</td> <td>38.33</td> <td>38.54</td> <td>100</td> <td>117</td> <td>Peak</td> </tr> <tr> <td>4</td> <td>5844.08</td> <td>53.88</td> <td>-15.22</td> <td>68.38</td> <td>37.51</td> <td>35.18</td> <td>38.36</td> <td>38.49</td> <td>100</td> <td>117</td> <td>Peak</td> </tr> </tbody> </table>	Peak	Freq	Level	Limit	Over	List	ReadAntenna	Cable	Preamp	A/Pos	T/Pos	Remark		MHz	dBuV/m	dB	dBuV/m	dBuV	dB/m	dB	dB	cn	deg		1	5851.08	51.87	-16.85	112.92	36.67	34.38	38.78	38.44	100	117	Peak	2	5855.08	52.73	-16.85	113.08	38.46	34.37	38.83	38.44	100	117	Peak	3	5859.08	53.14	-16.42	79.56	37.74	35.83	38.33	38.54	100	117	Peak	4	5844.08	53.88	-15.22	68.38	37.51	35.18	38.36	38.49	100	117	Peak	Left blank																																															
Peak	Freq	Level	Limit	Over	List	ReadAntenna	Cable	Preamp	A/Pos	T/Pos	Remark																																																																																																														
	MHz	dBuV/m	dB	dBuV/m	dBuV	dB/m	dB	dB	cn	deg																																																																																																															
1	5851.08	51.87	-16.85	112.92	36.67	34.38	38.78	38.44	100	117	Peak																																																																																																														
2	5855.08	52.73	-16.85	113.08	38.46	34.37	38.83	38.44	100	117	Peak																																																																																																														
3	5859.08	53.14	-16.42	79.56	37.74	35.83	38.33	38.54	100	117	Peak																																																																																																														
4	5844.08	53.88	-15.22	68.38	37.51	35.18	38.36	38.49	100	117	Peak																																																																																																														



WIFI	U-NII-3 5725-5850MHz Band Edge @ 3m																																																																																																																									
ANT	802.11n HT40 CH159 5795MHz																																																																																																																									
1	Horizontal	Fundamental																																																																																																																								
Peak	<p>Date: 1 Date: 2022-05-22</p> <p>Site : 03CH02-SZ Condition : PEAK_BE(BA)_16-24 3m HF_ANT_3117_0107 HORIZONTAL Project : I0934-01 Mode : Mode 37 MEI : #92 G0R22G032165001G Plane : Y with Accessory MCS0 PowerSetting 17</p> <table border="1"> <thead> <tr> <th>Peak</th> <th>Freq</th> <th>Level</th> <th>Limit</th> <th>Over</th> <th>List</th> <th>ReadAntenna</th> <th>Cable</th> <th>Preamp</th> <th>A/Pos</th> <th>T/Pos</th> <th>Remark</th> </tr> <tr> <th></th> <th>MHz</th> <th>dBuV/m</th> <th>dB</th> <th>dBuV/m</th> <th>dBuV</th> <th>dB/m</th> <th>dB</th> <th>dB</th> <th>dB</th> <th>cm</th> <th>deg</th> </tr> </thead> <tbody> <tr> <td>1</td> <td>5621.00</td> <td>52.12</td> <td>-16.18</td> <td>68.30</td> <td>37.69</td> <td>34.38</td> <td>18.33</td> <td>38.48</td> <td>100</td> <td></td> <td>58 Peak</td> </tr> <tr> <td>2</td> <td>5695.00</td> <td>52.33</td> <td>-16.04</td> <td>181.97</td> <td>38.64</td> <td>34.38</td> <td>18.33</td> <td>38.53</td> <td>100</td> <td></td> <td>58 Peak</td> </tr> <tr> <td>3</td> <td>5718.00</td> <td>52.27</td> <td>-16.19</td> <td>119.46</td> <td>37.75</td> <td>34.37</td> <td>18.44</td> <td>38.49</td> <td>100</td> <td></td> <td>58 Peak</td> </tr> <tr> <td>4</td> <td>5724.00</td> <td>52.08</td> <td>-16.35</td> <td>121.29</td> <td>37.68</td> <td>34.37</td> <td>18.44</td> <td>38.49</td> <td>100</td> <td></td> <td>58 Peak</td> </tr> </tbody> </table>	Peak	Freq	Level	Limit	Over	List	ReadAntenna	Cable	Preamp	A/Pos	T/Pos	Remark		MHz	dBuV/m	dB	dBuV/m	dBuV	dB/m	dB	dB	dB	cm	deg	1	5621.00	52.12	-16.18	68.30	37.69	34.38	18.33	38.48	100		58 Peak	2	5695.00	52.33	-16.04	181.97	38.64	34.38	18.33	38.53	100		58 Peak	3	5718.00	52.27	-16.19	119.46	37.75	34.37	18.44	38.49	100		58 Peak	4	5724.00	52.08	-16.35	121.29	37.68	34.37	18.44	38.49	100		58 Peak	<p>Date: 2 Date: 2022-05-22</p> <p>Site : 03CH02-SZ Condition : PART 15.407 3m HF_ANT_3117_0107 HORIZONTAL Project : I0934-01 Mode : Mode 37 MEI : #92 G0R22G032165001G Plane : Y with Accessory MCS0 PowerSetting 17</p> <table border="1"> <thead> <tr> <th>Peak</th> <th>Freq</th> <th>Level</th> <th>Limit</th> <th>Over</th> <th>List</th> <th>ReadAntenna</th> <th>Cable</th> <th>Preamp</th> <th>A/Pos</th> <th>T/Pos</th> <th>Remark</th> </tr> <tr> <th></th> <th>MHz</th> <th>dBuV/m</th> <th>dB</th> <th>dBuV/m</th> <th>dBuV</th> <th>dB/m</th> <th>dB</th> <th>dB</th> <th>dB</th> <th>cm</th> <th>deg</th> </tr> </thead> <tbody> <tr> <td>1</td> <td>5795.00</td> <td>160.12</td> <td>33.85</td> <td>68.30</td> <td>87.14</td> <td>34.78</td> <td>18.67</td> <td>38.36</td> <td>100</td> <td></td> <td>58 Peak</td> </tr> <tr> <td>2</td> <td>5795.00</td> <td>155.14</td> <td>.....</td> <td>.....</td> <td>88.13</td> <td>34.78</td> <td>18.67</td> <td>38.36</td> <td>100</td> <td></td> <td>58 Average</td> </tr> </tbody> </table>	Peak	Freq	Level	Limit	Over	List	ReadAntenna	Cable	Preamp	A/Pos	T/Pos	Remark		MHz	dBuV/m	dB	dBuV/m	dBuV	dB/m	dB	dB	dB	cm	deg	1	5795.00	160.12	33.85	68.30	87.14	34.78	18.67	38.36	100		58 Peak	2	5795.00	155.14	.....	.....	88.13	34.78	18.67	38.36	100		58 Average
Peak	Freq	Level	Limit	Over	List	ReadAntenna	Cable	Preamp	A/Pos	T/Pos	Remark																																																																																																															
	MHz	dBuV/m	dB	dBuV/m	dBuV	dB/m	dB	dB	dB	cm	deg																																																																																																															
1	5621.00	52.12	-16.18	68.30	37.69	34.38	18.33	38.48	100		58 Peak																																																																																																															
2	5695.00	52.33	-16.04	181.97	38.64	34.38	18.33	38.53	100		58 Peak																																																																																																															
3	5718.00	52.27	-16.19	119.46	37.75	34.37	18.44	38.49	100		58 Peak																																																																																																															
4	5724.00	52.08	-16.35	121.29	37.68	34.37	18.44	38.49	100		58 Peak																																																																																																															
Peak	Freq	Level	Limit	Over	List	ReadAntenna	Cable	Preamp	A/Pos	T/Pos	Remark																																																																																																															
	MHz	dBuV/m	dB	dBuV/m	dBuV	dB/m	dB	dB	dB	cm	deg																																																																																																															
1	5795.00	160.12	33.85	68.30	87.14	34.78	18.67	38.36	100		58 Peak																																																																																																															
2	5795.00	155.14	.....	.....	88.13	34.78	18.67	38.36	100		58 Average																																																																																																															
Peak	<p>Date: 3 Date: 2022-05-22</p> <p>Site : 03CH02-SZ Condition : PEAK_BE(BA)_16-24 3m HF_ANT_3117_0107 HORIZONTAL Project : I0934-01 Mode : Mode 37 MEI : #92 G0R22G032165001G Plane : Y with Accessory MCS0 PowerSetting 17</p> <table border="1"> <thead> <tr> <th>Peak</th> <th>Freq</th> <th>Level</th> <th>Limit</th> <th>Over</th> <th>List</th> <th>ReadAntenna</th> <th>Cable</th> <th>Preamp</th> <th>A/Pos</th> <th>T/Pos</th> <th>Remark</th> </tr> <tr> <th></th> <th>MHz</th> <th>dBuV/m</th> <th>dB</th> <th>dBuV/m</th> <th>dBuV</th> <th>dB/m</th> <th>dB</th> <th>dB</th> <th>dB</th> <th>cm</th> <th>deg</th> </tr> </thead> <tbody> <tr> <td>1</td> <td>5855.00</td> <td>57.14</td> <td>-15.60</td> <td>118.88</td> <td>41.87</td> <td>34.93</td> <td>18.82</td> <td>38.48</td> <td>100</td> <td></td> <td>58 Peak</td> </tr> <tr> <td>2</td> <td>5855.00</td> <td>57.14</td> <td>-15.60</td> <td>118.88</td> <td>41.87</td> <td>34.93</td> <td>18.82</td> <td>38.48</td> <td>100</td> <td></td> <td>58 Peak</td> </tr> <tr> <td>3</td> <td>5887.00</td> <td>53.81</td> <td>-14.84</td> <td>95.85</td> <td>38.51</td> <td>35.88</td> <td>18.89</td> <td>38.59</td> <td>100</td> <td></td> <td>58 Peak</td> </tr> <tr> <td>4</td> <td>5925.00</td> <td>53.89</td> <td>-15.11</td> <td>68.28</td> <td>37.62</td> <td>35.87</td> <td>18.94</td> <td>38.54</td> <td>100</td> <td></td> <td>58 Peak</td> </tr> </tbody> </table>	Peak	Freq	Level	Limit	Over	List	ReadAntenna	Cable	Preamp	A/Pos	T/Pos	Remark		MHz	dBuV/m	dB	dBuV/m	dBuV	dB/m	dB	dB	dB	cm	deg	1	5855.00	57.14	-15.60	118.88	41.87	34.93	18.82	38.48	100		58 Peak	2	5855.00	57.14	-15.60	118.88	41.87	34.93	18.82	38.48	100		58 Peak	3	5887.00	53.81	-14.84	95.85	38.51	35.88	18.89	38.59	100		58 Peak	4	5925.00	53.89	-15.11	68.28	37.62	35.87	18.94	38.54	100		58 Peak	Left blank																																																
Peak	Freq	Level	Limit	Over	List	ReadAntenna	Cable	Preamp	A/Pos	T/Pos	Remark																																																																																																															
	MHz	dBuV/m	dB	dBuV/m	dBuV	dB/m	dB	dB	dB	cm	deg																																																																																																															
1	5855.00	57.14	-15.60	118.88	41.87	34.93	18.82	38.48	100		58 Peak																																																																																																															
2	5855.00	57.14	-15.60	118.88	41.87	34.93	18.82	38.48	100		58 Peak																																																																																																															
3	5887.00	53.81	-14.84	95.85	38.51	35.88	18.89	38.59	100		58 Peak																																																																																																															
4	5925.00	53.89	-15.11	68.28	37.62	35.87	18.94	38.54	100		58 Peak																																																																																																															



WIFI	U-NII-3 5725-5850MHz Band Edge @ 3m																																																																																																																									
ANT	802.11n HT40 CH159 5795MHz																																																																																																																									
1	Vertical	Fundamental																																																																																																																								
Peak	<p>Date: 4 Date: 2022-05-22</p> <p>Site : 03CH02-SZ Condition : PEAK_BE(BA)_16-24 3m HF_ANT_3117_0107 VERTICAL Project : I09034-01 Mode : Mode 37 MEI : #92 G0B22G032165001G Plane : Y with Accessory MCSO PowerSetting 17</p> <table border="1"> <thead> <tr> <th>Peak</th> <th>Freq</th> <th>Level</th> <th>Limit</th> <th>Over</th> <th>List</th> <th>ReadAntenna</th> <th>Cable</th> <th>Preamp</th> <th>A/Pos</th> <th>T/Pos</th> <th>Remark</th> </tr> <tr> <th></th> <th>MHz</th> <th>dBuV/m</th> <th>dB</th> <th>dBuV/m</th> <th>dBuV</th> <th>dB/m</th> <th>dB</th> <th>dB</th> <th>cm</th> <th>deg</th> <th></th> </tr> </thead> <tbody> <tr> <td>1</td> <td>5600.00</td> <td>51.71</td> <td>-16.59</td> <td>68.38</td> <td>37.43</td> <td>34.98</td> <td>18.33</td> <td>38.35</td> <td>100</td> <td></td> <td>122 Peak</td> </tr> <tr> <td>2</td> <td>5600.00</td> <td>51.86</td> <td>-16.21</td> <td>91.87</td> <td>37.67</td> <td>34.98</td> <td>18.33</td> <td>38.53</td> <td>100</td> <td></td> <td>122 Peak</td> </tr> <tr> <td>3</td> <td>5712.00</td> <td>51.88</td> <td>-16.91</td> <td>100.79</td> <td>37.46</td> <td>34.53</td> <td>18.38</td> <td>38.49</td> <td>100</td> <td></td> <td>122 Peak</td> </tr> <tr> <td>4</td> <td>5728.00</td> <td>51.79</td> <td>-16.85</td> <td>110.88</td> <td>37.27</td> <td>34.37</td> <td>18.44</td> <td>38.49</td> <td>100</td> <td></td> <td>122 Peak</td> </tr> </tbody> </table>	Peak	Freq	Level	Limit	Over	List	ReadAntenna	Cable	Preamp	A/Pos	T/Pos	Remark		MHz	dBuV/m	dB	dBuV/m	dBuV	dB/m	dB	dB	cm	deg		1	5600.00	51.71	-16.59	68.38	37.43	34.98	18.33	38.35	100		122 Peak	2	5600.00	51.86	-16.21	91.87	37.67	34.98	18.33	38.53	100		122 Peak	3	5712.00	51.88	-16.91	100.79	37.46	34.53	18.38	38.49	100		122 Peak	4	5728.00	51.79	-16.85	110.88	37.27	34.37	18.44	38.49	100		122 Peak	<p>Date: 5 Date: 2022-05-22</p> <p>Site : 03CH02-SZ Condition : PART 15.407 3m HF_ANT_3117_0107 VERTICAL Project : I09034-01 Mode : Mode 37 MEI : #92 G0B22G032165001G Plane : Y with Accessory MCSO PowerSetting 17</p> <table border="1"> <thead> <tr> <th>Peak</th> <th>Freq</th> <th>Level</th> <th>Limit</th> <th>Over</th> <th>List</th> <th>ReadAntenna</th> <th>Cable</th> <th>Preamp</th> <th>A/Pos</th> <th>T/Pos</th> <th>Remark</th> </tr> <tr> <th></th> <th>MHz</th> <th>dBuV/m</th> <th>dB</th> <th>dBuV/m</th> <th>dBuV</th> <th>dB/m</th> <th>dB</th> <th>dB</th> <th>cm</th> <th>deg</th> <th></th> </tr> </thead> <tbody> <tr> <td>1</td> <td>5795.00</td> <td>104.28</td> <td>35.98</td> <td>68.38</td> <td>89.27</td> <td>34.78</td> <td>18.67</td> <td>38.36</td> <td>100</td> <td></td> <td>122 Peak</td> </tr> <tr> <td>2</td> <td>5795.00</td> <td>107.14</td> <td>.....</td> <td>82.13</td> <td>34.78</td> <td>18.67</td> <td>38.36</td> <td>100</td> <td></td> <td></td> <td>122 Average</td> </tr> </tbody> </table>	Peak	Freq	Level	Limit	Over	List	ReadAntenna	Cable	Preamp	A/Pos	T/Pos	Remark		MHz	dBuV/m	dB	dBuV/m	dBuV	dB/m	dB	dB	cm	deg		1	5795.00	104.28	35.98	68.38	89.27	34.78	18.67	38.36	100		122 Peak	2	5795.00	107.14	.....	82.13	34.78	18.67	38.36	100			122 Average
Peak	Freq	Level	Limit	Over	List	ReadAntenna	Cable	Preamp	A/Pos	T/Pos	Remark																																																																																																															
	MHz	dBuV/m	dB	dBuV/m	dBuV	dB/m	dB	dB	cm	deg																																																																																																																
1	5600.00	51.71	-16.59	68.38	37.43	34.98	18.33	38.35	100		122 Peak																																																																																																															
2	5600.00	51.86	-16.21	91.87	37.67	34.98	18.33	38.53	100		122 Peak																																																																																																															
3	5712.00	51.88	-16.91	100.79	37.46	34.53	18.38	38.49	100		122 Peak																																																																																																															
4	5728.00	51.79	-16.85	110.88	37.27	34.37	18.44	38.49	100		122 Peak																																																																																																															
Peak	Freq	Level	Limit	Over	List	ReadAntenna	Cable	Preamp	A/Pos	T/Pos	Remark																																																																																																															
	MHz	dBuV/m	dB	dBuV/m	dBuV	dB/m	dB	dB	cm	deg																																																																																																																
1	5795.00	104.28	35.98	68.38	89.27	34.78	18.67	38.36	100		122 Peak																																																																																																															
2	5795.00	107.14	.....	82.13	34.78	18.67	38.36	100			122 Average																																																																																																															
Peak	<p>Date: 6 Date: 2022-05-22</p> <p>Site : 03CH02-SZ Condition : PEAK_BE(BA)_16-24 3m HF_ANT_3117_0107 VERTICAL Project : I09034-01 Mode : Mode 37 MEI : #92 G0B22G032165001G Plane : Y with Accessory MCSO PowerSetting 17</p> <table border="1"> <thead> <tr> <th>Peak</th> <th>Freq</th> <th>Level</th> <th>Limit</th> <th>Over</th> <th>List</th> <th>ReadAntenna</th> <th>Cable</th> <th>Preamp</th> <th>A/Pos</th> <th>T/Pos</th> <th>Remark</th> </tr> <tr> <th></th> <th>MHz</th> <th>dBuV/m</th> <th>dB</th> <th>dBuV/m</th> <th>dBuV</th> <th>dB/m</th> <th>dB</th> <th>dB</th> <th>cm</th> <th>deg</th> <th></th> </tr> </thead> <tbody> <tr> <td>1</td> <td>5888.00</td> <td>52.82</td> <td>-69.38</td> <td>122.28</td> <td>37.62</td> <td>34.98</td> <td>18.78</td> <td>38.48</td> <td>100</td> <td></td> <td>122 Peak</td> </tr> <tr> <td>2</td> <td>5906.00</td> <td>53.53</td> <td>-67.38</td> <td>118.52</td> <td>37.94</td> <td>34.93</td> <td>18.85</td> <td>38.48</td> <td>100</td> <td></td> <td>122 Peak</td> </tr> <tr> <td>3</td> <td>5980.00</td> <td>52.48</td> <td>-71.67</td> <td>88.15</td> <td>37.88</td> <td>35.83</td> <td>18.91</td> <td>38.54</td> <td>100</td> <td></td> <td>122 Peak</td> </tr> <tr> <td>4</td> <td>5911.48</td> <td>52.81</td> <td>-73.49</td> <td>68.38</td> <td>37.54</td> <td>35.87</td> <td>18.96</td> <td>38.54</td> <td>100</td> <td></td> <td>122 Peak</td> </tr> </tbody> </table>	Peak	Freq	Level	Limit	Over	List	ReadAntenna	Cable	Preamp	A/Pos	T/Pos	Remark		MHz	dBuV/m	dB	dBuV/m	dBuV	dB/m	dB	dB	cm	deg		1	5888.00	52.82	-69.38	122.28	37.62	34.98	18.78	38.48	100		122 Peak	2	5906.00	53.53	-67.38	118.52	37.94	34.93	18.85	38.48	100		122 Peak	3	5980.00	52.48	-71.67	88.15	37.88	35.83	18.91	38.54	100		122 Peak	4	5911.48	52.81	-73.49	68.38	37.54	35.87	18.96	38.54	100		122 Peak	Left blank																																																
Peak	Freq	Level	Limit	Over	List	ReadAntenna	Cable	Preamp	A/Pos	T/Pos	Remark																																																																																																															
	MHz	dBuV/m	dB	dBuV/m	dBuV	dB/m	dB	dB	cm	deg																																																																																																																
1	5888.00	52.82	-69.38	122.28	37.62	34.98	18.78	38.48	100		122 Peak																																																																																																															
2	5906.00	53.53	-67.38	118.52	37.94	34.93	18.85	38.48	100		122 Peak																																																																																																															
3	5980.00	52.48	-71.67	88.15	37.88	35.83	18.91	38.54	100		122 Peak																																																																																																															
4	5911.48	52.81	-73.49	68.38	37.54	35.87	18.96	38.54	100		122 Peak																																																																																																															





**U-NII-3 5725~5850MHz**  
**WIFI 802.11ac VHT80 (Band Edge @ 3m)**

WIFI	U-NII-3 5725~5850MHz Band Edge @ 3m																																																																																																															
ANT	802.11ac VHT80 CH155 5775MHz																																																																																																															
1	Horizontal	Fundamental																																																																																																														
Peak	<p>Date: 2022-05-22</p> <p>Site : 03CH02-SZ            Condition : PEAK_BE(B4)_16.24 3m HF_ANT_3117_0107 HORIZONTAL            Project : 1D0934-01            Mode : Mode 3B            IMEI : #92-G0B22G032165001G            Plane : Y with Accessory            MCS9 PowerSetting 17</p> <table border="1"> <thead> <tr> <th>Freq</th> <th>Level</th> <th>Limit</th> <th>Over</th> <th>Line</th> <th>ReadAntenna</th> <th>Cable</th> <th>Preamp</th> <th>A/Pos</th> <th>T/Pos</th> <th>Remark</th> </tr> <tr> <th>MHz</th> <th>dBuV/m</th> <th>dB</th> <th>dBuV/m</th> <th>dB</th> <th>dB</th> <th>dB</th> <th>dB</th> <th>cm</th> <th>deg</th> <th></th> </tr> </thead> <tbody> <tr> <td>1</td> <td>5641.40</td> <td>53.99</td> <td>-14.31</td> <td>68.30</td> <td>39.55</td> <td>34.30</td> <td>18.58</td> <td>30.44</td> <td>100</td> <td>58 Peak</td> </tr> <tr> <td>2</td> <td>5694.00</td> <td>58.29</td> <td>-43.89</td> <td>101.38</td> <td>43.73</td> <td>34.59</td> <td>18.59</td> <td>30.53</td> <td>100</td> <td>58 Peak</td> </tr> <tr> <td>3</td> <td>5725.40</td> <td>60.84</td> <td>-49.79</td> <td>110.63</td> <td>46.15</td> <td>34.37</td> <td>18.61</td> <td>30.49</td> <td>100</td> <td>58 Peak</td> </tr> <tr> <td>4</td> <td>5725.40</td> <td>61.93</td> <td>-56.62</td> <td>118.55</td> <td>47.24</td> <td>34.37</td> <td>18.61</td> <td>30.49</td> <td>100</td> <td>58 Peak</td> </tr> </tbody> </table>	Freq	Level	Limit	Over	Line	ReadAntenna	Cable	Preamp	A/Pos	T/Pos	Remark	MHz	dBuV/m	dB	dBuV/m	dB	dB	dB	dB	cm	deg		1	5641.40	53.99	-14.31	68.30	39.55	34.30	18.58	30.44	100	58 Peak	2	5694.00	58.29	-43.89	101.38	43.73	34.59	18.59	30.53	100	58 Peak	3	5725.40	60.84	-49.79	110.63	46.15	34.37	18.61	30.49	100	58 Peak	4	5725.40	61.93	-56.62	118.55	47.24	34.37	18.61	30.49	100	58 Peak	<p>Date: 2022-05-22</p> <p>Site : 03CH02-SZ            Condition : PEAK 15.407 3m HF_ANT_3117_0107 HORIZONTAL            Project : 1D0934-01            Mode : Mode 3B            IMEI : #92-G0B22G032165001G            Plane : Y with Accessory            MCS9 PowerSetting 17</p> <table border="1"> <thead> <tr> <th>Freq</th> <th>Level</th> <th>Limit</th> <th>Over</th> <th>Line</th> <th>ReadAntenna</th> <th>Cable</th> <th>Preamp</th> <th>A/Pos</th> <th>T/Pos</th> <th>Remark</th> </tr> <tr> <th>MHz</th> <th>dBuV/m</th> <th>dB</th> <th>dBuV/m</th> <th>dB</th> <th>dB</th> <th>dB</th> <th>dB</th> <th>cm</th> <th>deg</th> <th></th> </tr> </thead> <tbody> <tr> <td>1</td> <td>5775.00</td> <td>99.35</td> <td>31.05</td> <td>68.30</td> <td>84.46</td> <td>34.67</td> <td>18.62</td> <td>30.48</td> <td>100</td> <td>58 Peak</td> </tr> <tr> <td>2</td> <td>5775.00</td> <td>92.79</td> <td>-----</td> <td>-----</td> <td>77.90</td> <td>34.67</td> <td>18.62</td> <td>30.48</td> <td>100</td> <td>58 Average</td> </tr> </tbody> </table>	Freq	Level	Limit	Over	Line	ReadAntenna	Cable	Preamp	A/Pos	T/Pos	Remark	MHz	dBuV/m	dB	dBuV/m	dB	dB	dB	dB	cm	deg		1	5775.00	99.35	31.05	68.30	84.46	34.67	18.62	30.48	100	58 Peak	2	5775.00	92.79	-----	-----	77.90	34.67	18.62	30.48	100	58 Average
	Freq	Level	Limit	Over	Line	ReadAntenna	Cable	Preamp	A/Pos	T/Pos	Remark																																																																																																					
MHz	dBuV/m	dB	dBuV/m	dB	dB	dB	dB	cm	deg																																																																																																							
1	5641.40	53.99	-14.31	68.30	39.55	34.30	18.58	30.44	100	58 Peak																																																																																																						
2	5694.00	58.29	-43.89	101.38	43.73	34.59	18.59	30.53	100	58 Peak																																																																																																						
3	5725.40	60.84	-49.79	110.63	46.15	34.37	18.61	30.49	100	58 Peak																																																																																																						
4	5725.40	61.93	-56.62	118.55	47.24	34.37	18.61	30.49	100	58 Peak																																																																																																						
Freq	Level	Limit	Over	Line	ReadAntenna	Cable	Preamp	A/Pos	T/Pos	Remark																																																																																																						
MHz	dBuV/m	dB	dBuV/m	dB	dB	dB	dB	cm	deg																																																																																																							
1	5775.00	99.35	31.05	68.30	84.46	34.67	18.62	30.48	100	58 Peak																																																																																																						
2	5775.00	92.79	-----	-----	77.90	34.67	18.62	30.48	100	58 Average																																																																																																						
Peak	<p>Date: 2022-05-22</p> <p>Site : 03CH02-SZ            Condition : PEAK_BE(B4)_16.24 3m HF_ANT_3117_0107 HORIZONTAL            Project : 1D0934-01            Mode : Mode 3B            IMEI : #92-G0B22G032165001G            Plane : Y with Accessory            MCS9 PowerSetting 17</p> <table border="1"> <thead> <tr> <th>Freq</th> <th>Level</th> <th>Limit</th> <th>Over</th> <th>Line</th> <th>ReadAntenna</th> <th>Cable</th> <th>Preamp</th> <th>A/Pos</th> <th>T/Pos</th> <th>Remark</th> </tr> <tr> <th>MHz</th> <th>dBuV/m</th> <th>dB</th> <th>dBuV/m</th> <th>dB</th> <th>dB</th> <th>dB</th> <th>dB</th> <th>cm</th> <th>deg</th> <th></th> </tr> </thead> <tbody> <tr> <td>1</td> <td>5851.20</td> <td>58.38</td> <td>-41.38</td> <td>119.48</td> <td>43.20</td> <td>34.88</td> <td>18.68</td> <td>30.48</td> <td>100</td> <td>58 Peak</td> </tr> <tr> <td>2</td> <td>5857.00</td> <td>58.62</td> <td>-51.62</td> <td>119.24</td> <td>43.46</td> <td>34.93</td> <td>18.73</td> <td>30.48</td> <td>100</td> <td>58 Peak</td> </tr> <tr> <td>3</td> <td>5875.00</td> <td>56.21</td> <td>-48.08</td> <td>104.05</td> <td>41.00</td> <td>34.97</td> <td>18.73</td> <td>30.53</td> <td>100</td> <td>58 Peak</td> </tr> <tr> <td>4</td> <td>5912.20</td> <td>53.30</td> <td>-55.00</td> <td>68.30</td> <td>38.02</td> <td>35.87</td> <td>18.75</td> <td>30.54</td> <td>100</td> <td>58 Peak</td> </tr> </tbody> </table>	Freq	Level	Limit	Over	Line	ReadAntenna	Cable	Preamp	A/Pos	T/Pos	Remark	MHz	dBuV/m	dB	dBuV/m	dB	dB	dB	dB	cm	deg		1	5851.20	58.38	-41.38	119.48	43.20	34.88	18.68	30.48	100	58 Peak	2	5857.00	58.62	-51.62	119.24	43.46	34.93	18.73	30.48	100	58 Peak	3	5875.00	56.21	-48.08	104.05	41.00	34.97	18.73	30.53	100	58 Peak	4	5912.20	53.30	-55.00	68.30	38.02	35.87	18.75	30.54	100	58 Peak	Left blank																																												
Freq	Level	Limit	Over	Line	ReadAntenna	Cable	Preamp	A/Pos	T/Pos	Remark																																																																																																						
MHz	dBuV/m	dB	dBuV/m	dB	dB	dB	dB	cm	deg																																																																																																							
1	5851.20	58.38	-41.38	119.48	43.20	34.88	18.68	30.48	100	58 Peak																																																																																																						
2	5857.00	58.62	-51.62	119.24	43.46	34.93	18.73	30.48	100	58 Peak																																																																																																						
3	5875.00	56.21	-48.08	104.05	41.00	34.97	18.73	30.53	100	58 Peak																																																																																																						
4	5912.20	53.30	-55.00	68.30	38.02	35.87	18.75	30.54	100	58 Peak																																																																																																						



WIFI	U-NII-3 5725-5850MHz Band Edge @ 3m																																																																																																																									
ANT	802.11ac VHT80 CH155 5775MHz																																																																																																																									
1	Vertical	Fundamental																																																																																																																								
Peak	<p>Date: 4 Date: 2022-05-22</p> <p>Site : 03CH02-SZ Condition : PEAK_BE(BA)_16-24 3m HF_ANT_3117_0107 VERTICAL Project : ID0934-01 Mode : Mode 38 IMEI : #92 G0B2ZG02165001G Plane : Y with Accessory MCSO PowerSetting 17</p> <table border="1"> <thead> <tr> <th>Peak</th> <th>Freq</th> <th>Level</th> <th>Limit</th> <th>Over</th> <th>Line</th> <th>ReadAntenna</th> <th>Cable</th> <th>Preamp</th> <th>A/Pos</th> <th>T/Pos</th> <th>Remark</th> </tr> <tr> <th></th> <th>MHz</th> <th>dBuV/m</th> <th>dB</th> <th>dBuV/m</th> <th>dB</th> <th>dB</th> <th>dB</th> <th>dB</th> <th>cn</th> <th>deg</th> <th></th> </tr> </thead> <tbody> <tr> <td>1</td> <td>5633.68</td> <td>53.07</td> <td>-14.73</td> <td>68.38</td> <td>39.13</td> <td>34.38</td> <td>18.58</td> <td>38.44</td> <td>180</td> <td>123</td> <td>Peak</td> </tr> <tr> <td>2</td> <td>5699.89</td> <td>59.71</td> <td>-8.10</td> <td>106.32</td> <td>44.15</td> <td>34.38</td> <td>18.59</td> <td>38.53</td> <td>180</td> <td>123</td> <td>Peak</td> </tr> <tr> <td>3</td> <td>5717.48</td> <td>59.85</td> <td>-8.22</td> <td>119.87</td> <td>45.28</td> <td>34.53</td> <td>18.61</td> <td>38.49</td> <td>180</td> <td>123</td> <td>Peak</td> </tr> <tr> <td>4</td> <td>5732.89</td> <td>81.35</td> <td>-15.95</td> <td>117.18</td> <td>46.56</td> <td>34.37</td> <td>18.63</td> <td>38.49</td> <td>180</td> <td>123</td> <td>Peak</td> </tr> </tbody> </table>	Peak	Freq	Level	Limit	Over	Line	ReadAntenna	Cable	Preamp	A/Pos	T/Pos	Remark		MHz	dBuV/m	dB	dBuV/m	dB	dB	dB	dB	cn	deg		1	5633.68	53.07	-14.73	68.38	39.13	34.38	18.58	38.44	180	123	Peak	2	5699.89	59.71	-8.10	106.32	44.15	34.38	18.59	38.53	180	123	Peak	3	5717.48	59.85	-8.22	119.87	45.28	34.53	18.61	38.49	180	123	Peak	4	5732.89	81.35	-15.95	117.18	46.56	34.37	18.63	38.49	180	123	Peak	<p>Date: 5 Date: 2022-05-22</p> <p>Site : 03CH02-SZ Condition : PART 15.407 3m HF_ANT_3117_0107 VERTICAL Project : ID0934-01 Mode : Mode 38 IMEI : #92 G0B2ZG02165001G Plane : Y with Accessory MCSO PowerSetting 17</p> <table border="1"> <thead> <tr> <th>Peak</th> <th>Freq</th> <th>Level</th> <th>Limit</th> <th>Over</th> <th>Line</th> <th>ReadAntenna</th> <th>Cable</th> <th>Preamp</th> <th>A/Pos</th> <th>T/Pos</th> <th>Remark</th> </tr> <tr> <th></th> <th>MHz</th> <th>dBuV/m</th> <th>dB</th> <th>dBuV/m</th> <th>dB</th> <th>dB</th> <th>dB</th> <th>dB</th> <th>cn</th> <th>deg</th> <th></th> </tr> </thead> <tbody> <tr> <td>1</td> <td>5775.00</td> <td>102.19</td> <td>33.88</td> <td>68.38</td> <td>87.11</td> <td>34.67</td> <td>18.62</td> <td>38.48</td> <td>180</td> <td>123</td> <td>Peak</td> </tr> <tr> <td>2</td> <td>5775.00</td> <td>104.25</td> <td>.....</td> <td>79.49</td> <td>34.67</td> <td>18.62</td> <td>38.48</td> <td>180</td> <td>123</td> <td>123</td> <td>Average</td> </tr> </tbody> </table>	Peak	Freq	Level	Limit	Over	Line	ReadAntenna	Cable	Preamp	A/Pos	T/Pos	Remark		MHz	dBuV/m	dB	dBuV/m	dB	dB	dB	dB	cn	deg		1	5775.00	102.19	33.88	68.38	87.11	34.67	18.62	38.48	180	123	Peak	2	5775.00	104.25	.....	79.49	34.67	18.62	38.48	180	123	123	Average
Peak	Freq	Level	Limit	Over	Line	ReadAntenna	Cable	Preamp	A/Pos	T/Pos	Remark																																																																																																															
	MHz	dBuV/m	dB	dBuV/m	dB	dB	dB	dB	cn	deg																																																																																																																
1	5633.68	53.07	-14.73	68.38	39.13	34.38	18.58	38.44	180	123	Peak																																																																																																															
2	5699.89	59.71	-8.10	106.32	44.15	34.38	18.59	38.53	180	123	Peak																																																																																																															
3	5717.48	59.85	-8.22	119.87	45.28	34.53	18.61	38.49	180	123	Peak																																																																																																															
4	5732.89	81.35	-15.95	117.18	46.56	34.37	18.63	38.49	180	123	Peak																																																																																																															
Peak	Freq	Level	Limit	Over	Line	ReadAntenna	Cable	Preamp	A/Pos	T/Pos	Remark																																																																																																															
	MHz	dBuV/m	dB	dBuV/m	dB	dB	dB	dB	cn	deg																																																																																																																
1	5775.00	102.19	33.88	68.38	87.11	34.67	18.62	38.48	180	123	Peak																																																																																																															
2	5775.00	104.25	.....	79.49	34.67	18.62	38.48	180	123	123	Average																																																																																																															
Peak	<p>Date: 6 Date: 2022-05-22</p> <p>Site : 03CH02-SZ Condition : PEAK_BE(BA)_16-24 3m HF_ANT_3117_0107 VERTICAL Project : ID0934-01 Mode : Mode 38 IMEI : #92 G0B2ZG02165001G Plane : Y with Accessory MCSO PowerSetting 17</p> <table border="1"> <thead> <tr> <th>Peak</th> <th>Freq</th> <th>Level</th> <th>Limit</th> <th>Over</th> <th>Line</th> <th>ReadAntenna</th> <th>Cable</th> <th>Preamp</th> <th>A/Pos</th> <th>T/Pos</th> <th>Remark</th> </tr> <tr> <th></th> <th>MHz</th> <th>dBuV/m</th> <th>dB</th> <th>dBuV/m</th> <th>dB</th> <th>dB</th> <th>dB</th> <th>dB</th> <th>cn</th> <th>deg</th> <th></th> </tr> </thead> <tbody> <tr> <td>1</td> <td>5851.29</td> <td>59.39</td> <td>-8.87</td> <td>119.46</td> <td>44.29</td> <td>34.38</td> <td>18.58</td> <td>38.48</td> <td>180</td> <td>123</td> <td>Peak</td> </tr> <tr> <td>2</td> <td>5856.48</td> <td>68.34</td> <td>-8.27</td> <td>118.45</td> <td>44.06</td> <td>34.37</td> <td>18.73</td> <td>38.48</td> <td>180</td> <td>123</td> <td>Peak</td> </tr> <tr> <td>3</td> <td>5876.28</td> <td>55.75</td> <td>-18.56</td> <td>104.31</td> <td>48.68</td> <td>34.97</td> <td>18.73</td> <td>38.53</td> <td>180</td> <td>123</td> <td>Peak</td> </tr> <tr> <td>4</td> <td>5896.29</td> <td>52.78</td> <td>-15.68</td> <td>68.38</td> <td>37.24</td> <td>35.87</td> <td>18.78</td> <td>38.49</td> <td>180</td> <td>123</td> <td>Peak</td> </tr> </tbody> </table>	Peak	Freq	Level	Limit	Over	Line	ReadAntenna	Cable	Preamp	A/Pos	T/Pos	Remark		MHz	dBuV/m	dB	dBuV/m	dB	dB	dB	dB	cn	deg		1	5851.29	59.39	-8.87	119.46	44.29	34.38	18.58	38.48	180	123	Peak	2	5856.48	68.34	-8.27	118.45	44.06	34.37	18.73	38.48	180	123	Peak	3	5876.28	55.75	-18.56	104.31	48.68	34.97	18.73	38.53	180	123	Peak	4	5896.29	52.78	-15.68	68.38	37.24	35.87	18.78	38.49	180	123	Peak	Left blank																																																
Peak	Freq	Level	Limit	Over	Line	ReadAntenna	Cable	Preamp	A/Pos	T/Pos	Remark																																																																																																															
	MHz	dBuV/m	dB	dBuV/m	dB	dB	dB	dB	cn	deg																																																																																																																
1	5851.29	59.39	-8.87	119.46	44.29	34.38	18.58	38.48	180	123	Peak																																																																																																															
2	5856.48	68.34	-8.27	118.45	44.06	34.37	18.73	38.48	180	123	Peak																																																																																																															
3	5876.28	55.75	-18.56	104.31	48.68	34.97	18.73	38.53	180	123	Peak																																																																																																															
4	5896.29	52.78	-15.68	68.38	37.24	35.87	18.78	38.49	180	123	Peak																																																																																																															



**U-NII-3 - 5725~5850MHz**  
**WIFI 802.11a (Harmonic @ 3m)**

WIFI	U-NII-3 5725~5850MHz Harmonic @ 3m																																																																																																																																															
ANT	802.11a CH149 5745MHz																																																																																																																																															
1	Horizontal	Vertical																																																																																																																																														
Peak Avg.	<p>Date: 15 Level (dBuV/m) Date: 2022-05-22</p>	<p>Date: 16 Level (dBuV/m) Date: 2022-05-22</p>																																																																																																																																														
	<p>Site : 03CH02-SZ Condition : PART 15.407 3m HF_ANT_3117_0107 HORIZONTAL Project : 130034-01 Mode : Mode 30 IMEI : #92 G0B22G002165001G Plane : Y with Accessory : 6M PowerSetting 18</p> <table border="1"> <thead> <tr> <th>Freq</th> <th>Level</th> <th>Limit</th> <th>Over</th> <th>Line</th> <th>ReadAntenna</th> <th>Cable</th> <th>Preamp</th> <th>A/Pos</th> <th>T/Pos</th> <th>Remark</th> </tr> <tr> <th>MHz</th> <th>dBuV/m</th> <th>dB</th> <th>dBuV/m</th> <th>dBuV</th> <th>dB/m</th> <th>dB</th> <th>dB</th> <th>cm</th> <th>deg</th> <th></th> </tr> </thead> <tbody> <tr> <td>1</td> <td>9192.00</td> <td>58.46</td> <td>-23.54</td> <td>74.00</td> <td>61.55</td> <td>36.39</td> <td>10.82</td> <td>58.38</td> <td>100</td> <td>128 Peak</td> </tr> <tr> <td>2</td> <td>11490.00</td> <td>53.85</td> <td>-20.95</td> <td>74.00</td> <td>60.30</td> <td>38.34</td> <td>11.32</td> <td>57.91</td> <td>100</td> <td>25 Peak</td> </tr> <tr> <td>3</td> <td>11490.00</td> <td>47.88</td> <td>-6.12</td> <td>54.00</td> <td>55.13</td> <td>38.34</td> <td>11.32</td> <td>57.91</td> <td>100</td> <td>25 Average</td> </tr> <tr> <td>4</td> <td>17235.00</td> <td>53.86</td> <td>-14.46</td> <td>68.38</td> <td>52.84</td> <td>42.27</td> <td>15.58</td> <td>56.83</td> <td>---</td> <td>Peak</td> </tr> </tbody> </table>	Freq	Level	Limit	Over	Line	ReadAntenna	Cable	Preamp	A/Pos	T/Pos	Remark	MHz	dBuV/m	dB	dBuV/m	dBuV	dB/m	dB	dB	cm	deg		1	9192.00	58.46	-23.54	74.00	61.55	36.39	10.82	58.38	100	128 Peak	2	11490.00	53.85	-20.95	74.00	60.30	38.34	11.32	57.91	100	25 Peak	3	11490.00	47.88	-6.12	54.00	55.13	38.34	11.32	57.91	100	25 Average	4	17235.00	53.86	-14.46	68.38	52.84	42.27	15.58	56.83	---	Peak	<p>Site : 03CH02-SZ Condition : PART 15.407 3m HF_ANT_3117_0107 VERTICAL Project : 130034-01 Mode : Mode 30 IMEI : #92 G0B22G002165001G Plane : Y with Accessory : 6M PowerSetting 18</p> <table border="1"> <thead> <tr> <th>Freq</th> <th>Level</th> <th>Limit</th> <th>Over</th> <th>Line</th> <th>ReadAntenna</th> <th>Cable</th> <th>Preamp</th> <th>A/Pos</th> <th>T/Pos</th> <th>Remark</th> </tr> <tr> <th>MHz</th> <th>dBuV/m</th> <th>dB</th> <th>dBuV/m</th> <th>dBuV</th> <th>dB/m</th> <th>dB</th> <th>dB</th> <th>cm</th> <th>deg</th> <th></th> </tr> </thead> <tbody> <tr> <td>1</td> <td>9192.00</td> <td>51.54</td> <td>-22.46</td> <td>74.00</td> <td>62.63</td> <td>36.39</td> <td>10.82</td> <td>58.38</td> <td>100</td> <td>88 Peak</td> </tr> <tr> <td>2</td> <td>9192.00</td> <td>47.48</td> <td>-16.69</td> <td>54.00</td> <td>58.69</td> <td>36.39</td> <td>10.82</td> <td>58.38</td> <td>100</td> <td>88 Average</td> </tr> <tr> <td>3</td> <td>11490.00</td> <td>56.40</td> <td>-17.60</td> <td>74.00</td> <td>63.65</td> <td>38.34</td> <td>11.32</td> <td>57.91</td> <td>100</td> <td>133 Peak</td> </tr> <tr> <td>4</td> <td>11490.00</td> <td>50.61</td> <td>-13.39</td> <td>54.00</td> <td>56.86</td> <td>38.34</td> <td>11.32</td> <td>57.91</td> <td>100</td> <td>133 Average</td> </tr> <tr> <td>5</td> <td>17235.00</td> <td>53.99</td> <td>-14.31</td> <td>68.38</td> <td>52.97</td> <td>42.27</td> <td>15.58</td> <td>56.83</td> <td>---</td> <td>Peak</td> </tr> </tbody> </table>	Freq	Level	Limit	Over	Line	ReadAntenna	Cable	Preamp	A/Pos	T/Pos	Remark	MHz	dBuV/m	dB	dBuV/m	dBuV	dB/m	dB	dB	cm	deg		1	9192.00	51.54	-22.46	74.00	62.63	36.39	10.82	58.38	100	88 Peak	2	9192.00	47.48	-16.69	54.00	58.69	36.39	10.82	58.38	100	88 Average	3	11490.00	56.40	-17.60	74.00	63.65	38.34	11.32	57.91	100	133 Peak	4	11490.00	50.61	-13.39	54.00	56.86	38.34	11.32	57.91	100	133 Average	5	17235.00	53.99	-14.31	68.38	52.97	42.27	15.58	56.83	---
Freq	Level	Limit	Over	Line	ReadAntenna	Cable	Preamp	A/Pos	T/Pos	Remark																																																																																																																																						
MHz	dBuV/m	dB	dBuV/m	dBuV	dB/m	dB	dB	cm	deg																																																																																																																																							
1	9192.00	58.46	-23.54	74.00	61.55	36.39	10.82	58.38	100	128 Peak																																																																																																																																						
2	11490.00	53.85	-20.95	74.00	60.30	38.34	11.32	57.91	100	25 Peak																																																																																																																																						
3	11490.00	47.88	-6.12	54.00	55.13	38.34	11.32	57.91	100	25 Average																																																																																																																																						
4	17235.00	53.86	-14.46	68.38	52.84	42.27	15.58	56.83	---	Peak																																																																																																																																						
Freq	Level	Limit	Over	Line	ReadAntenna	Cable	Preamp	A/Pos	T/Pos	Remark																																																																																																																																						
MHz	dBuV/m	dB	dBuV/m	dBuV	dB/m	dB	dB	cm	deg																																																																																																																																							
1	9192.00	51.54	-22.46	74.00	62.63	36.39	10.82	58.38	100	88 Peak																																																																																																																																						
2	9192.00	47.48	-16.69	54.00	58.69	36.39	10.82	58.38	100	88 Average																																																																																																																																						
3	11490.00	56.40	-17.60	74.00	63.65	38.34	11.32	57.91	100	133 Peak																																																																																																																																						
4	11490.00	50.61	-13.39	54.00	56.86	38.34	11.32	57.91	100	133 Average																																																																																																																																						
5	17235.00	53.99	-14.31	68.38	52.97	42.27	15.58	56.83	---	Peak																																																																																																																																						



WIFI	U-NII-3 5725~5850MHz Harmonic @ 3m																																																																																																																																	
ANT	802.11a CH157 5785MHz																																																																																																																																	
1	Horizontal	Vertical																																																																																																																																
Peak Avg.	<p>Date: 17</p> <p>Date: 2022-05-22</p> <p>Site : 03CH02-SZ Condition : PART 15.407 3m HF_ANT_3117_0107 HORIZONTAL Project : 150934-01 Mode : Mode 31 MEI : #92 G0B22G032160001G Plane : Y with Accessory GM PowerSetting 18</p> <table border="1"> <thead> <tr> <th>Freq</th> <th>Level</th> <th>Over</th> <th>Limit</th> <th>ReadAntenna</th> <th>Cable</th> <th>Preamp</th> <th>A/Pos</th> <th>T/Pos</th> <th>Remark</th> </tr> <tr> <th>MHz</th> <th>dBuV/m</th> <th>dB</th> <th>dBuV/m</th> <th>dBuV</th> <th>dB/m</th> <th>dB</th> <th>dB</th> <th>cm</th> <th>deg</th> </tr> </thead> <tbody> <tr> <td>1</td> <td>9256.00</td> <td>46.18</td> <td>-22.12</td> <td>68.38</td> <td>57.36</td> <td>36.46</td> <td>10.77</td> <td>59.41</td> <td>100</td> <td>124 Peak</td> </tr> <tr> <td>2</td> <td>11379.00</td> <td>56.18</td> <td>-19.82</td> <td>76.00</td> <td>61.36</td> <td>38.42</td> <td>11.31</td> <td>57.91</td> <td>100</td> <td>78 Peak</td> </tr> <tr> <td>3</td> <td>11379.00</td> <td>48.18</td> <td>-5.82</td> <td>54.00</td> <td>55.36</td> <td>38.42</td> <td>11.31</td> <td>57.91</td> <td>100</td> <td>78 Average</td> </tr> <tr> <td>4</td> <td>17355.00</td> <td>51.45</td> <td>-14.67</td> <td>66.38</td> <td>51.83</td> <td>41.18</td> <td>15.05</td> <td>56.95</td> <td>---</td> <td>Peak</td> </tr> </tbody> </table>	Freq	Level	Over	Limit	ReadAntenna	Cable	Preamp	A/Pos	T/Pos	Remark	MHz	dBuV/m	dB	dBuV/m	dBuV	dB/m	dB	dB	cm	deg	1	9256.00	46.18	-22.12	68.38	57.36	36.46	10.77	59.41	100	124 Peak	2	11379.00	56.18	-19.82	76.00	61.36	38.42	11.31	57.91	100	78 Peak	3	11379.00	48.18	-5.82	54.00	55.36	38.42	11.31	57.91	100	78 Average	4	17355.00	51.45	-14.67	66.38	51.83	41.18	15.05	56.95	---	Peak	<p>Date: 18</p> <p>Date: 2022-05-22</p> <p>Site : 03CH02-SZ Condition : PART 15.407 3m HF_ANT_3117_0107 VERTICAL Project : 150934-01 Mode : Mode 31 MEI : #92 G0B22G032160001G Plane : Y with Accessory GM PowerSetting 18</p> <table border="1"> <thead> <tr> <th>Freq</th> <th>Level</th> <th>Over</th> <th>Limit</th> <th>ReadAntenna</th> <th>Cable</th> <th>Preamp</th> <th>A/Pos</th> <th>T/Pos</th> <th>Remark</th> </tr> <tr> <th>MHz</th> <th>dBuV/m</th> <th>dB</th> <th>dBuV/m</th> <th>dBuV</th> <th>dB/m</th> <th>dB</th> <th>dB</th> <th>cm</th> <th>deg</th> </tr> </thead> <tbody> <tr> <td>1</td> <td>9256.00</td> <td>58.68</td> <td>-17.62</td> <td>68.38</td> <td>61.86</td> <td>36.46</td> <td>10.77</td> <td>59.41</td> <td>100</td> <td>33 Peak</td> </tr> <tr> <td>2</td> <td>11379.00</td> <td>55.18</td> <td>-16.82</td> <td>74.00</td> <td>62.36</td> <td>38.42</td> <td>11.31</td> <td>57.91</td> <td>100</td> <td>129 Peak</td> </tr> <tr> <td>3</td> <td>11379.00</td> <td>48.95</td> <td>-5.85</td> <td>54.00</td> <td>56.13</td> <td>38.42</td> <td>11.31</td> <td>57.91</td> <td>100</td> <td>129 Average</td> </tr> <tr> <td>4</td> <td>17355.00</td> <td>53.22</td> <td>-12.88</td> <td>66.38</td> <td>52.42</td> <td>41.18</td> <td>15.05</td> <td>56.95</td> <td>---</td> <td>Peak</td> </tr> </tbody> </table>	Freq	Level	Over	Limit	ReadAntenna	Cable	Preamp	A/Pos	T/Pos	Remark	MHz	dBuV/m	dB	dBuV/m	dBuV	dB/m	dB	dB	cm	deg	1	9256.00	58.68	-17.62	68.38	61.86	36.46	10.77	59.41	100	33 Peak	2	11379.00	55.18	-16.82	74.00	62.36	38.42	11.31	57.91	100	129 Peak	3	11379.00	48.95	-5.85	54.00	56.13	38.42	11.31	57.91	100	129 Average	4	17355.00	53.22	-12.88	66.38	52.42	41.18	15.05	56.95	---	Peak
	Freq	Level	Over	Limit	ReadAntenna	Cable	Preamp	A/Pos	T/Pos	Remark																																																																																																																								
MHz	dBuV/m	dB	dBuV/m	dBuV	dB/m	dB	dB	cm	deg																																																																																																																									
1	9256.00	46.18	-22.12	68.38	57.36	36.46	10.77	59.41	100	124 Peak																																																																																																																								
2	11379.00	56.18	-19.82	76.00	61.36	38.42	11.31	57.91	100	78 Peak																																																																																																																								
3	11379.00	48.18	-5.82	54.00	55.36	38.42	11.31	57.91	100	78 Average																																																																																																																								
4	17355.00	51.45	-14.67	66.38	51.83	41.18	15.05	56.95	---	Peak																																																																																																																								
Freq	Level	Over	Limit	ReadAntenna	Cable	Preamp	A/Pos	T/Pos	Remark																																																																																																																									
MHz	dBuV/m	dB	dBuV/m	dBuV	dB/m	dB	dB	cm	deg																																																																																																																									
1	9256.00	58.68	-17.62	68.38	61.86	36.46	10.77	59.41	100	33 Peak																																																																																																																								
2	11379.00	55.18	-16.82	74.00	62.36	38.42	11.31	57.91	100	129 Peak																																																																																																																								
3	11379.00	48.95	-5.85	54.00	56.13	38.42	11.31	57.91	100	129 Average																																																																																																																								
4	17355.00	53.22	-12.88	66.38	52.42	41.18	15.05	56.95	---	Peak																																																																																																																								



WIFI	U-NII-3 5725~5850MHz Harmonic @ 3m																																																																																																																																												
ANT	802.11a CH165 5825MHz																																																																																																																																												
1	Horizontal	Vertical																																																																																																																																											
Peak Avg.	<p>Site : 03CH02-SZ Condition : PART 15.407 3m HF_ANT_3117_0107 HORIZONTAL Project : 150934-01 Mode : Mode 32 MCEI : #92 G0B22G032165001G Plane : Y with Accessory GM PowerSetting 18</p> <table border="1"> <thead> <tr> <th>Freq</th> <th>Level</th> <th>Over</th> <th>Limit</th> <th>ReadAntenna</th> <th>Cable</th> <th>Preamp</th> <th>A/Pos</th> <th>T/Pos</th> <th>Remark</th> </tr> <tr> <th>MHz</th> <th>dBuV/m</th> <th>dB</th> <th>dBuV/m</th> <th>dBuV</th> <th>dB/m</th> <th>dB</th> <th>cm</th> <th>deg</th> <th></th> </tr> </thead> <tbody> <tr> <td>1</td> <td>9320.00</td> <td>47.91</td> <td>-26.89</td> <td>74.00</td> <td>59.13</td> <td>36.51</td> <td>10.77</td> <td>58.58</td> <td>---</td> <td>Peak</td> </tr> <tr> <td>2</td> <td>11050.00</td> <td>53.39</td> <td>-20.61</td> <td>74.00</td> <td>68.48</td> <td>38.68</td> <td>11.36</td> <td>57.93</td> <td>100</td> <td>116 Peak</td> </tr> <tr> <td>3</td> <td>11050.00</td> <td>46.83</td> <td>-7.97</td> <td>54.00</td> <td>53.12</td> <td>38.48</td> <td>11.36</td> <td>57.93</td> <td>100</td> <td>116 Average</td> </tr> <tr> <td>4</td> <td>17475.00</td> <td>58.46</td> <td>-17.66</td> <td>68.38</td> <td>49.00</td> <td>41.94</td> <td>15.79</td> <td>57.87</td> <td>---</td> <td>Peak</td> </tr> </tbody> </table>	Freq	Level	Over	Limit	ReadAntenna	Cable	Preamp	A/Pos	T/Pos	Remark	MHz	dBuV/m	dB	dBuV/m	dBuV	dB/m	dB	cm	deg		1	9320.00	47.91	-26.89	74.00	59.13	36.51	10.77	58.58	---	Peak	2	11050.00	53.39	-20.61	74.00	68.48	38.68	11.36	57.93	100	116 Peak	3	11050.00	46.83	-7.97	54.00	53.12	38.48	11.36	57.93	100	116 Average	4	17475.00	58.46	-17.66	68.38	49.00	41.94	15.79	57.87	---	Peak	<p>Site : 03CH02-SZ Condition : PART 15.407 3m HF_ANT_3117_0107 VERTICAL Project : 150934-01 Mode : Mode 32 MCEI : #92 G0B22G032165001G Plane : Y with Accessory GM PowerSetting 18</p> <table border="1"> <thead> <tr> <th>Freq</th> <th>Level</th> <th>Over</th> <th>Limit</th> <th>ReadAntenna</th> <th>Cable</th> <th>Preamp</th> <th>A/Pos</th> <th>T/Pos</th> <th>Remark</th> </tr> <tr> <th>MHz</th> <th>dBuV/m</th> <th>dB</th> <th>dBuV/m</th> <th>dBuV</th> <th>dB/m</th> <th>dB</th> <th>cm</th> <th>deg</th> <th></th> </tr> </thead> <tbody> <tr> <td>1</td> <td>9320.00</td> <td>51.13</td> <td>-22.87</td> <td>74.00</td> <td>62.35</td> <td>36.51</td> <td>10.77</td> <td>58.58</td> <td>100</td> <td>117 Peak</td> </tr> <tr> <td>2</td> <td>9320.00</td> <td>49.28</td> <td>-4.89</td> <td>54.00</td> <td>68.42</td> <td>36.51</td> <td>10.77</td> <td>58.58</td> <td>100</td> <td>117 Average</td> </tr> <tr> <td>3</td> <td>11050.00</td> <td>58.32</td> <td>-15.68</td> <td>74.00</td> <td>65.43</td> <td>38.48</td> <td>11.36</td> <td>57.93</td> <td>100</td> <td>131 Peak</td> </tr> <tr> <td>4</td> <td>11050.00</td> <td>58.16</td> <td>-15.64</td> <td>54.00</td> <td>57.25</td> <td>38.48</td> <td>11.36</td> <td>57.93</td> <td>100</td> <td>131 Average</td> </tr> <tr> <td>5</td> <td>17475.00</td> <td>58.28</td> <td>-18.18</td> <td>68.38</td> <td>49.34</td> <td>41.94</td> <td>15.79</td> <td>57.87</td> <td>---</td> <td>Peak</td> </tr> </tbody> </table>	Freq	Level	Over	Limit	ReadAntenna	Cable	Preamp	A/Pos	T/Pos	Remark	MHz	dBuV/m	dB	dBuV/m	dBuV	dB/m	dB	cm	deg		1	9320.00	51.13	-22.87	74.00	62.35	36.51	10.77	58.58	100	117 Peak	2	9320.00	49.28	-4.89	54.00	68.42	36.51	10.77	58.58	100	117 Average	3	11050.00	58.32	-15.68	74.00	65.43	38.48	11.36	57.93	100	131 Peak	4	11050.00	58.16	-15.64	54.00	57.25	38.48	11.36	57.93	100	131 Average	5	17475.00	58.28	-18.18	68.38	49.34	41.94	15.79	57.87	---	Peak
	Freq	Level	Over	Limit	ReadAntenna	Cable	Preamp	A/Pos	T/Pos	Remark																																																																																																																																			
MHz	dBuV/m	dB	dBuV/m	dBuV	dB/m	dB	cm	deg																																																																																																																																					
1	9320.00	47.91	-26.89	74.00	59.13	36.51	10.77	58.58	---	Peak																																																																																																																																			
2	11050.00	53.39	-20.61	74.00	68.48	38.68	11.36	57.93	100	116 Peak																																																																																																																																			
3	11050.00	46.83	-7.97	54.00	53.12	38.48	11.36	57.93	100	116 Average																																																																																																																																			
4	17475.00	58.46	-17.66	68.38	49.00	41.94	15.79	57.87	---	Peak																																																																																																																																			
Freq	Level	Over	Limit	ReadAntenna	Cable	Preamp	A/Pos	T/Pos	Remark																																																																																																																																				
MHz	dBuV/m	dB	dBuV/m	dBuV	dB/m	dB	cm	deg																																																																																																																																					
1	9320.00	51.13	-22.87	74.00	62.35	36.51	10.77	58.58	100	117 Peak																																																																																																																																			
2	9320.00	49.28	-4.89	54.00	68.42	36.51	10.77	58.58	100	117 Average																																																																																																																																			
3	11050.00	58.32	-15.68	74.00	65.43	38.48	11.36	57.93	100	131 Peak																																																																																																																																			
4	11050.00	58.16	-15.64	54.00	57.25	38.48	11.36	57.93	100	131 Average																																																																																																																																			
5	17475.00	58.28	-18.18	68.38	49.34	41.94	15.79	57.87	---	Peak																																																																																																																																			



**U-NII-3 5725~5850MHz  
WIFI 802.11n HT20 (Harmonic @ 3m)**

WIFI	U-NII-3 5725~5850MHz Harmonic @ 3m																																																																																																																																	
ANT	802.11n HT20 CH149 5745MHz																																																																																																																																	
1	Horizontal	Vertical																																																																																																																																
Peak Avg.	<div style="display: flex; justify-content: space-around;"> <div style="width: 45%;"> <p>Date: 15 Date: 2022-05-22</p> <p>Site : 03CH02-SZ Condition : P/NRT 15-407 3m HF_ANT_3117_0107 HORIZONTAL Project : 100934-01 Mode : Mode 33 IMEI : #87-G0B22G032165001H Plane : Y with Accessory MCS9 PowerRating 17</p> <table border="1"> <thead> <tr> <th>Freq</th> <th>Level</th> <th>Over</th> <th>Limit</th> <th>ReadAntenna</th> <th>Cable</th> <th>Preamp</th> <th>A/Pos</th> <th>T/Pos</th> <th>Remark</th> </tr> <tr> <th>MHz</th> <th>dBuV/m</th> <th>dB</th> <th>dBuV/m</th> <th>dB</th> <th>dB</th> <th>dB</th> <th>cm</th> <th>deg</th> <th></th> </tr> </thead> <tbody> <tr> <td>1</td> <td>9192.00</td> <td>58.43</td> <td>-23.57</td> <td>74.00</td> <td>61.52</td> <td>36.39</td> <td>18.82</td> <td>58.38</td> <td>100</td> <td>75 Peak</td> </tr> <tr> <td>2</td> <td>11490.00</td> <td>58.25</td> <td>-23.43</td> <td>74.00</td> <td>57.00</td> <td>38.34</td> <td>11.32</td> <td>57.91</td> <td>104</td> <td>361 Peak</td> </tr> <tr> <td>3</td> <td>17235.00</td> <td>51.33</td> <td>-15.07</td> <td>68.38</td> <td>52.21</td> <td>42.27</td> <td>15.58</td> <td>56.83</td> <td>178</td> <td>308 Peak</td> </tr> </tbody> </table> </div> <div style="width: 45%;"> <p>Date: 16 Date: 2022-05-22</p> <p>Site : 03CH02-SZ Condition : P/NRT 15-407 3m HF_ANT_3117_0107 VERTICAL Project : 100934-01 Mode : Mode 33 IMEI : #87-G0B22G032165001H Plane : Y with Accessory MCS9 PowerRating 17</p> <table border="1"> <thead> <tr> <th>Freq</th> <th>Level</th> <th>Over</th> <th>Limit</th> <th>ReadAntenna</th> <th>Cable</th> <th>Preamp</th> <th>A/Pos</th> <th>T/Pos</th> <th>Remark</th> </tr> <tr> <th>MHz</th> <th>dBuV/m</th> <th>dB</th> <th>dBuV/m</th> <th>dB</th> <th>dB</th> <th>dB</th> <th>cm</th> <th>deg</th> <th></th> </tr> </thead> <tbody> <tr> <td>1</td> <td>9192.00</td> <td>51.43</td> <td>-22.57</td> <td>74.00</td> <td>62.52</td> <td>36.39</td> <td>18.82</td> <td>58.38</td> <td>100</td> <td>147 Peak</td> </tr> <tr> <td>2</td> <td>9192.00</td> <td>47.78</td> <td>-16.30</td> <td>54.00</td> <td>58.79</td> <td>36.39</td> <td>18.82</td> <td>58.38</td> <td>100</td> <td>147 Average</td> </tr> <tr> <td>3</td> <td>11490.00</td> <td>55.08</td> <td>-16.92</td> <td>74.00</td> <td>62.31</td> <td>38.34</td> <td>11.32</td> <td>57.91</td> <td>100</td> <td>142 Peak</td> </tr> <tr> <td>4</td> <td>12498.00</td> <td>49.88</td> <td>-14.92</td> <td>54.00</td> <td>56.33</td> <td>38.34</td> <td>11.32</td> <td>57.91</td> <td>100</td> <td>142 Average</td> </tr> <tr> <td>5</td> <td>17235.00</td> <td>52.91</td> <td>-15.39</td> <td>68.38</td> <td>51.89</td> <td>42.27</td> <td>15.58</td> <td>56.83</td> <td>178</td> <td>308 Peak</td> </tr> </tbody> </table> </div> </div>		Freq	Level	Over	Limit	ReadAntenna	Cable	Preamp	A/Pos	T/Pos	Remark	MHz	dBuV/m	dB	dBuV/m	dB	dB	dB	cm	deg		1	9192.00	58.43	-23.57	74.00	61.52	36.39	18.82	58.38	100	75 Peak	2	11490.00	58.25	-23.43	74.00	57.00	38.34	11.32	57.91	104	361 Peak	3	17235.00	51.33	-15.07	68.38	52.21	42.27	15.58	56.83	178	308 Peak	Freq	Level	Over	Limit	ReadAntenna	Cable	Preamp	A/Pos	T/Pos	Remark	MHz	dBuV/m	dB	dBuV/m	dB	dB	dB	cm	deg		1	9192.00	51.43	-22.57	74.00	62.52	36.39	18.82	58.38	100	147 Peak	2	9192.00	47.78	-16.30	54.00	58.79	36.39	18.82	58.38	100	147 Average	3	11490.00	55.08	-16.92	74.00	62.31	38.34	11.32	57.91	100	142 Peak	4	12498.00	49.88	-14.92	54.00	56.33	38.34	11.32	57.91	100	142 Average	5	17235.00	52.91	-15.39	68.38	51.89	42.27	15.58	56.83	178	308 Peak
Freq	Level	Over	Limit	ReadAntenna	Cable	Preamp	A/Pos	T/Pos	Remark																																																																																																																									
MHz	dBuV/m	dB	dBuV/m	dB	dB	dB	cm	deg																																																																																																																										
1	9192.00	58.43	-23.57	74.00	61.52	36.39	18.82	58.38	100	75 Peak																																																																																																																								
2	11490.00	58.25	-23.43	74.00	57.00	38.34	11.32	57.91	104	361 Peak																																																																																																																								
3	17235.00	51.33	-15.07	68.38	52.21	42.27	15.58	56.83	178	308 Peak																																																																																																																								
Freq	Level	Over	Limit	ReadAntenna	Cable	Preamp	A/Pos	T/Pos	Remark																																																																																																																									
MHz	dBuV/m	dB	dBuV/m	dB	dB	dB	cm	deg																																																																																																																										
1	9192.00	51.43	-22.57	74.00	62.52	36.39	18.82	58.38	100	147 Peak																																																																																																																								
2	9192.00	47.78	-16.30	54.00	58.79	36.39	18.82	58.38	100	147 Average																																																																																																																								
3	11490.00	55.08	-16.92	74.00	62.31	38.34	11.32	57.91	100	142 Peak																																																																																																																								
4	12498.00	49.88	-14.92	54.00	56.33	38.34	11.32	57.91	100	142 Average																																																																																																																								
5	17235.00	52.91	-15.39	68.38	51.89	42.27	15.58	56.83	178	308 Peak																																																																																																																								



WIFI	U-NII-3 5725~5850MHz Harmonic @ 3m																																																																																																																									
ANT	802.11n HT20 CH157 5785MHz																																																																																																																									
1	Horizontal	Vertical																																																																																																																								
Peak Avg.	<p>Date: 17</p> <p>Date: 2022-05-22</p> <p>Site : 03CH02-SZ Condition : PART 15.407 3m HF_ANT_3117_0107 HORIZONTAL Project : 150934-01 Mode : Mode 34 MCEI : #97 G0B22G032165001H Plane : Y with Accessory MCSO PowerSetting 17</p> <table border="1"> <thead> <tr> <th>Over</th> <th>ReadAntenna</th> <th>Cable</th> <th>Preamp</th> <th>A/Pos</th> <th>T/Pos</th> <th>Remark</th> </tr> <tr> <th>Freq</th> <th>Level</th> <th>Limit</th> <th>Line</th> <th>Level</th> <th>Factor</th> <th>Loss</th> <th>Factor</th> <th>dB</th> <th>cm</th> <th>deg</th> </tr> </thead> <tbody> <tr> <td>1</td> <td>9256.00</td> <td>47.94</td> <td>-20.26</td> <td>68.38</td> <td>59.12</td> <td>36.46</td> <td>10.77</td> <td>58.41</td> <td>100</td> <td>39</td> <td>Peak</td> </tr> <tr> <td>2</td> <td>11576.00</td> <td>49.52</td> <td>-18.48</td> <td>74.00</td> <td>56.78</td> <td>38.42</td> <td>11.31</td> <td>57.91</td> <td>100</td> <td>112</td> <td>Peak</td> </tr> <tr> <td>3</td> <td>17355.00</td> <td>53.07</td> <td>-15.23</td> <td>68.38</td> <td>52.27</td> <td>42.18</td> <td>15.65</td> <td>56.95</td> <td>---</td> <td>---</td> <td>Peak</td> </tr> </tbody> </table>	Over	ReadAntenna	Cable	Preamp	A/Pos	T/Pos	Remark	Freq	Level	Limit	Line	Level	Factor	Loss	Factor	dB	cm	deg	1	9256.00	47.94	-20.26	68.38	59.12	36.46	10.77	58.41	100	39	Peak	2	11576.00	49.52	-18.48	74.00	56.78	38.42	11.31	57.91	100	112	Peak	3	17355.00	53.07	-15.23	68.38	52.27	42.18	15.65	56.95	---	---	Peak	<p>Date: 18</p> <p>Date: 2022-05-22</p> <p>Site : 03CH02-SZ Condition : PART 15.407 3m HF_ANT_3117_0107 VERTICAL Project : 150934-01 Mode : Mode 34 MCEI : #97 G0B22G032165001H Plane : Y with Accessory MCSO PowerSetting 17</p> <table border="1"> <thead> <tr> <th>Over</th> <th>ReadAntenna</th> <th>Cable</th> <th>Preamp</th> <th>A/Pos</th> <th>T/Pos</th> <th>Remark</th> </tr> <tr> <th>Freq</th> <th>Level</th> <th>Limit</th> <th>Line</th> <th>Level</th> <th>Factor</th> <th>Loss</th> <th>Factor</th> <th>dB</th> <th>cm</th> <th>deg</th> </tr> </thead> <tbody> <tr> <td>1</td> <td>9256.00</td> <td>51.53</td> <td>-16.77</td> <td>68.38</td> <td>62.71</td> <td>36.46</td> <td>10.77</td> <td>58.41</td> <td>100</td> <td>112</td> <td>Peak</td> </tr> <tr> <td>2</td> <td>11576.00</td> <td>54.42</td> <td>-15.58</td> <td>74.00</td> <td>61.68</td> <td>38.42</td> <td>11.31</td> <td>57.91</td> <td>100</td> <td>112</td> <td>Peak</td> </tr> <tr> <td>3</td> <td>11576.00</td> <td>49.87</td> <td>-4.93</td> <td>54.80</td> <td>56.25</td> <td>38.42</td> <td>11.31</td> <td>57.91</td> <td>100</td> <td>112</td> <td>Average</td> </tr> <tr> <td>4</td> <td>17355.00</td> <td>51.29</td> <td>-15.91</td> <td>68.38</td> <td>51.39</td> <td>42.18</td> <td>15.65</td> <td>56.95</td> <td>---</td> <td>---</td> <td>Peak</td> </tr> </tbody> </table>	Over	ReadAntenna	Cable	Preamp	A/Pos	T/Pos	Remark	Freq	Level	Limit	Line	Level	Factor	Loss	Factor	dB	cm	deg	1	9256.00	51.53	-16.77	68.38	62.71	36.46	10.77	58.41	100	112	Peak	2	11576.00	54.42	-15.58	74.00	61.68	38.42	11.31	57.91	100	112	Peak	3	11576.00	49.87	-4.93	54.80	56.25	38.42	11.31	57.91	100	112	Average	4	17355.00	51.29	-15.91	68.38	51.39	42.18	15.65	56.95	---	---	Peak
	Over	ReadAntenna	Cable	Preamp	A/Pos	T/Pos	Remark																																																																																																																			
Freq	Level	Limit	Line	Level	Factor	Loss	Factor	dB	cm	deg																																																																																																																
1	9256.00	47.94	-20.26	68.38	59.12	36.46	10.77	58.41	100	39	Peak																																																																																																															
2	11576.00	49.52	-18.48	74.00	56.78	38.42	11.31	57.91	100	112	Peak																																																																																																															
3	17355.00	53.07	-15.23	68.38	52.27	42.18	15.65	56.95	---	---	Peak																																																																																																															
Over	ReadAntenna	Cable	Preamp	A/Pos	T/Pos	Remark																																																																																																																				
Freq	Level	Limit	Line	Level	Factor	Loss	Factor	dB	cm	deg																																																																																																																
1	9256.00	51.53	-16.77	68.38	62.71	36.46	10.77	58.41	100	112	Peak																																																																																																															
2	11576.00	54.42	-15.58	74.00	61.68	38.42	11.31	57.91	100	112	Peak																																																																																																															
3	11576.00	49.87	-4.93	54.80	56.25	38.42	11.31	57.91	100	112	Average																																																																																																															
4	17355.00	51.29	-15.91	68.38	51.39	42.18	15.65	56.95	---	---	Peak																																																																																																															



WIFI	U-NII-3 5725~5850MHz Harmonic @ 3m																																																																																																																																	
ANT	802.11n HT20 CH165 5825MHz																																																																																																																																	
1	Horizontal	Vertical																																																																																																																																
Peak Avg.	<p>Date: 15</p> <p>Date: 2022-05-22</p> <p>Site : 03CH02-SZ Condition : PART 15.407 3m HF_ANT_3117_0107 HORIZONTAL Project : 150934-01 Mode : Mode 35 MCEI : #97 G0B22G032165001H Plane : Y with Accessory MCSO PowerSetting 17</p> <table border="1"> <thead> <tr> <th>Freq</th> <th>Level</th> <th>Over</th> <th>Limit</th> <th>ReadAntenna</th> <th>Cable</th> <th>Preamp</th> <th>A/Pos</th> <th>T/Pos</th> <th>Remark</th> </tr> <tr> <th>MHz</th> <th>dBuV/m</th> <th>dB</th> <th>dBuV/m</th> <th>dBuV</th> <th>dB/m</th> <th>dB</th> <th>cm</th> <th>deg</th> <th></th> </tr> </thead> <tbody> <tr> <td>1</td> <td>9320.00</td> <td>49.49</td> <td>-24.51</td> <td>74.00</td> <td>69.71</td> <td>36.51</td> <td>10.77</td> <td>58.58</td> <td>100</td> <td>36 Peak</td> </tr> <tr> <td>2</td> <td>11050.00</td> <td>59.38</td> <td>-13.78</td> <td>74.00</td> <td>57.39</td> <td>38.68</td> <td>11.38</td> <td>57.93</td> <td>156</td> <td>347 Peak</td> </tr> <tr> <td>3</td> <td>17475.00</td> <td>53.17</td> <td>-15.13</td> <td>68.38</td> <td>52.51</td> <td>41.94</td> <td>15.79</td> <td>57.87</td> <td>158</td> <td>308 Peak</td> </tr> </tbody> </table>	Freq	Level	Over	Limit	ReadAntenna	Cable	Preamp	A/Pos	T/Pos	Remark	MHz	dBuV/m	dB	dBuV/m	dBuV	dB/m	dB	cm	deg		1	9320.00	49.49	-24.51	74.00	69.71	36.51	10.77	58.58	100	36 Peak	2	11050.00	59.38	-13.78	74.00	57.39	38.68	11.38	57.93	156	347 Peak	3	17475.00	53.17	-15.13	68.38	52.51	41.94	15.79	57.87	158	308 Peak	<p>Date: 16</p> <p>Date: 2022-05-22</p> <p>Site : 03CH02-SZ Condition : PART 15.407 3m HF_ANT_3117_0107 VERTICAL Project : 150934-01 Mode : Mode 35 MCEI : #97 G0B22G032165001H Plane : Y with Accessory MCSO PowerSetting 17</p> <table border="1"> <thead> <tr> <th>Freq</th> <th>Level</th> <th>Over</th> <th>Limit</th> <th>ReadAntenna</th> <th>Cable</th> <th>Preamp</th> <th>A/Pos</th> <th>T/Pos</th> <th>Remark</th> </tr> <tr> <th>MHz</th> <th>dBuV/m</th> <th>dB</th> <th>dBuV/m</th> <th>dBuV</th> <th>dB/m</th> <th>dB</th> <th>cm</th> <th>deg</th> <th></th> </tr> </thead> <tbody> <tr> <td>1</td> <td>9320.00</td> <td>51.93</td> <td>-22.07</td> <td>74.00</td> <td>63.15</td> <td>36.51</td> <td>10.77</td> <td>58.58</td> <td>100</td> <td>66 Peak</td> </tr> <tr> <td>2</td> <td>9320.00</td> <td>68.21</td> <td>-5.79</td> <td>54.00</td> <td>59.44</td> <td>36.51</td> <td>10.77</td> <td>58.58</td> <td>100</td> <td>66 Average</td> </tr> <tr> <td>3</td> <td>11050.00</td> <td>54.37</td> <td>-19.63</td> <td>74.00</td> <td>61.66</td> <td>38.48</td> <td>11.36</td> <td>57.93</td> <td>125</td> <td>163 Peak</td> </tr> <tr> <td>4</td> <td>11050.00</td> <td>69.94</td> <td>-4.06</td> <td>54.00</td> <td>57.93</td> <td>38.48</td> <td>11.36</td> <td>57.93</td> <td>125</td> <td>163 Average</td> </tr> <tr> <td>5</td> <td>17475.00</td> <td>53.48</td> <td>-14.98</td> <td>68.38</td> <td>52.74</td> <td>41.94</td> <td>15.79</td> <td>57.87</td> <td>158</td> <td>308 Peak</td> </tr> </tbody> </table>	Freq	Level	Over	Limit	ReadAntenna	Cable	Preamp	A/Pos	T/Pos	Remark	MHz	dBuV/m	dB	dBuV/m	dBuV	dB/m	dB	cm	deg		1	9320.00	51.93	-22.07	74.00	63.15	36.51	10.77	58.58	100	66 Peak	2	9320.00	68.21	-5.79	54.00	59.44	36.51	10.77	58.58	100	66 Average	3	11050.00	54.37	-19.63	74.00	61.66	38.48	11.36	57.93	125	163 Peak	4	11050.00	69.94	-4.06	54.00	57.93	38.48	11.36	57.93	125	163 Average	5	17475.00	53.48	-14.98	68.38	52.74	41.94	15.79	57.87	158	308 Peak
	Freq	Level	Over	Limit	ReadAntenna	Cable	Preamp	A/Pos	T/Pos	Remark																																																																																																																								
MHz	dBuV/m	dB	dBuV/m	dBuV	dB/m	dB	cm	deg																																																																																																																										
1	9320.00	49.49	-24.51	74.00	69.71	36.51	10.77	58.58	100	36 Peak																																																																																																																								
2	11050.00	59.38	-13.78	74.00	57.39	38.68	11.38	57.93	156	347 Peak																																																																																																																								
3	17475.00	53.17	-15.13	68.38	52.51	41.94	15.79	57.87	158	308 Peak																																																																																																																								
Freq	Level	Over	Limit	ReadAntenna	Cable	Preamp	A/Pos	T/Pos	Remark																																																																																																																									
MHz	dBuV/m	dB	dBuV/m	dBuV	dB/m	dB	cm	deg																																																																																																																										
1	9320.00	51.93	-22.07	74.00	63.15	36.51	10.77	58.58	100	66 Peak																																																																																																																								
2	9320.00	68.21	-5.79	54.00	59.44	36.51	10.77	58.58	100	66 Average																																																																																																																								
3	11050.00	54.37	-19.63	74.00	61.66	38.48	11.36	57.93	125	163 Peak																																																																																																																								
4	11050.00	69.94	-4.06	54.00	57.93	38.48	11.36	57.93	125	163 Average																																																																																																																								
5	17475.00	53.48	-14.98	68.38	52.74	41.94	15.79	57.87	158	308 Peak																																																																																																																								





**U-NII-3 5725~5850MHz  
WIFI 802.11n HT40 (Harmonic @ 3m)**

<b>WIFI</b>	<b>U-NII-3 5725~5850MHz Harmonic @ 3m</b>																																																																																																																						
<b>ANT</b>	<b>802.11n HT40 CH151 5755MHz</b>																																																																																																																						
<b>1</b>	<b>Horizontal</b>	<b>Vertical</b>																																																																																																																					
<b>Peak</b> <b>Avg.</b>	<p>Date: 17 Level (dBuV/m)</p> <p>Date: 2022-05-22</p> <p>Site : 03CH02-SZ Condition : PART 15.407 3m HF_ANT_3117_0107 HORIZONTAL Project : 100934-01 Mode : Mode 30 IMEI : #92-G0B22G032165001G Plane : Y with Accessory MCS9 PowerRating 17</p> <table border="1"> <thead> <tr> <th>Freq</th> <th>Level</th> <th>Over</th> <th>Line</th> <th>ReadAntenna</th> <th>Cable</th> <th>Preamp</th> <th>A/Pos</th> <th>T/Pos</th> <th>Remark</th> </tr> <tr> <th>MHz</th> <th>dBuV/m</th> <th>dB</th> <th>dBuV/m</th> <th>dB</th> <th>dB</th> <th>dB</th> <th>dB</th> <th>cm</th> <th>deg</th> </tr> </thead> <tbody> <tr> <td>1</td> <td>9286.00</td> <td>59.88</td> <td>-17.42</td> <td>68.30</td> <td>61.99</td> <td>36.41</td> <td>18.81</td> <td>58.33</td> <td>100</td> <td>63 Peak</td> </tr> <tr> <td>2</td> <td>11518.00</td> <td>48.37</td> <td>-25.63</td> <td>74.00</td> <td>55.57</td> <td>38.36</td> <td>11.34</td> <td>57.98</td> <td>---</td> <td>Peak</td> </tr> <tr> <td>3</td> <td>17205.00</td> <td>51.38</td> <td>-15.98</td> <td>68.30</td> <td>51.64</td> <td>42.22</td> <td>15.51</td> <td>56.87</td> <td>---</td> <td>Peak</td> </tr> </tbody> </table>	Freq	Level	Over	Line	ReadAntenna	Cable	Preamp	A/Pos	T/Pos	Remark	MHz	dBuV/m	dB	dBuV/m	dB	dB	dB	dB	cm	deg	1	9286.00	59.88	-17.42	68.30	61.99	36.41	18.81	58.33	100	63 Peak	2	11518.00	48.37	-25.63	74.00	55.57	38.36	11.34	57.98	---	Peak	3	17205.00	51.38	-15.98	68.30	51.64	42.22	15.51	56.87	---	Peak	<p>Date: 18 Level (dBuV/m)</p> <p>Date: 2022-05-22</p> <p>Site : 03CH02-SZ Condition : PART 15.407 3m HF_ANT_3117_0107 VERTICAL Project : 100934-01 Mode : Mode 30 IMEI : #92-G0B22G032165001G Plane : Y with Accessory MCS9 PowerRating 17</p> <table border="1"> <thead> <tr> <th>Freq</th> <th>Level</th> <th>Over</th> <th>Line</th> <th>ReadAntenna</th> <th>Cable</th> <th>Preamp</th> <th>A/Pos</th> <th>T/Pos</th> <th>Remark</th> </tr> <tr> <th>MHz</th> <th>dBuV/m</th> <th>dB</th> <th>dBuV/m</th> <th>dB</th> <th>dB</th> <th>dB</th> <th>dB</th> <th>cm</th> <th>deg</th> </tr> </thead> <tbody> <tr> <td>1</td> <td>9286.00</td> <td>58.18</td> <td>-18.12</td> <td>68.30</td> <td>61.29</td> <td>36.41</td> <td>18.81</td> <td>58.33</td> <td>100</td> <td>155 Peak</td> </tr> <tr> <td>2</td> <td>11518.00</td> <td>54.18</td> <td>-19.90</td> <td>74.00</td> <td>61.30</td> <td>38.36</td> <td>11.34</td> <td>57.98</td> <td>100</td> <td>75 Peak</td> </tr> <tr> <td>3</td> <td>11518.00</td> <td>59.25</td> <td>-11.75</td> <td>54.00</td> <td>56.46</td> <td>38.36</td> <td>11.34</td> <td>57.98</td> <td>100</td> <td>75 Average</td> </tr> <tr> <td>4</td> <td>17205.00</td> <td>53.66</td> <td>-14.64</td> <td>68.30</td> <td>52.88</td> <td>42.22</td> <td>15.51</td> <td>56.87</td> <td>---</td> <td>Peak</td> </tr> </tbody> </table>	Freq	Level	Over	Line	ReadAntenna	Cable	Preamp	A/Pos	T/Pos	Remark	MHz	dBuV/m	dB	dBuV/m	dB	dB	dB	dB	cm	deg	1	9286.00	58.18	-18.12	68.30	61.29	36.41	18.81	58.33	100	155 Peak	2	11518.00	54.18	-19.90	74.00	61.30	38.36	11.34	57.98	100	75 Peak	3	11518.00	59.25	-11.75	54.00	56.46	38.36	11.34	57.98	100	75 Average	4	17205.00	53.66	-14.64	68.30	52.88	42.22	15.51	56.87	---	Peak
Freq	Level	Over	Line	ReadAntenna	Cable	Preamp	A/Pos	T/Pos	Remark																																																																																																														
MHz	dBuV/m	dB	dBuV/m	dB	dB	dB	dB	cm	deg																																																																																																														
1	9286.00	59.88	-17.42	68.30	61.99	36.41	18.81	58.33	100	63 Peak																																																																																																													
2	11518.00	48.37	-25.63	74.00	55.57	38.36	11.34	57.98	---	Peak																																																																																																													
3	17205.00	51.38	-15.98	68.30	51.64	42.22	15.51	56.87	---	Peak																																																																																																													
Freq	Level	Over	Line	ReadAntenna	Cable	Preamp	A/Pos	T/Pos	Remark																																																																																																														
MHz	dBuV/m	dB	dBuV/m	dB	dB	dB	dB	cm	deg																																																																																																														
1	9286.00	58.18	-18.12	68.30	61.29	36.41	18.81	58.33	100	155 Peak																																																																																																													
2	11518.00	54.18	-19.90	74.00	61.30	38.36	11.34	57.98	100	75 Peak																																																																																																													
3	11518.00	59.25	-11.75	54.00	56.46	38.36	11.34	57.98	100	75 Average																																																																																																													
4	17205.00	53.66	-14.64	68.30	52.88	42.22	15.51	56.87	---	Peak																																																																																																													



WIFI	U-NII-3 5725~5850MHz Harmonic @ 3m																																																																																																																						
ANT	802.11n HT40 CH159 5795MHz																																																																																																																						
1	Horizontal	Vertical																																																																																																																					
Peak Avg.	<p>Date: 17</p> <p>Date: 2022-05-22</p> <p>Site : 03CH02-SZ Condition : PART 15.407 3m HF_ANT_3117_0107 HORIZONTAL Project : 150934-01 Mode : Mode 37 MEI : #92 G0B22G032165001G Plane : Y with Accessory</p> <table border="1"> <thead> <tr> <th>Peak</th> <th>Freq</th> <th>Level</th> <th>Limit</th> <th>Line</th> <th>Level Factor</th> <th>Loss Factor</th> <th>A/Pos</th> <th>T/Pos</th> <th>Remark</th> </tr> <tr> <th>1</th> <th>MHz</th> <th>dBuV/m</th> <th>dB</th> <th>dBuV/m</th> <th>dB</th> <th>dB</th> <th>cm</th> <th>deg</th> <th></th> </tr> </thead> <tbody> <tr> <td>1</td> <td>9272.00</td> <td>59.20</td> <td>-18.80</td> <td>68.38</td> <td>61.48</td> <td>36.48</td> <td>10.76</td> <td>59.44</td> <td>100</td> <td>76 Peak</td> </tr> <tr> <td>2</td> <td>11598.00</td> <td>49.21</td> <td>-15.09</td> <td>74.00</td> <td>56.89</td> <td>38.43</td> <td>11.31</td> <td>57.92</td> <td>100</td> <td>62 Peak</td> </tr> <tr> <td>3</td> <td>17385.00</td> <td>51.51</td> <td>-16.79</td> <td>68.38</td> <td>59.65</td> <td>42.85</td> <td>15.79</td> <td>56.98</td> <td>---</td> <td>Peak</td> </tr> </tbody> </table>	Peak	Freq	Level	Limit	Line	Level Factor	Loss Factor	A/Pos	T/Pos	Remark	1	MHz	dBuV/m	dB	dBuV/m	dB	dB	cm	deg		1	9272.00	59.20	-18.80	68.38	61.48	36.48	10.76	59.44	100	76 Peak	2	11598.00	49.21	-15.09	74.00	56.89	38.43	11.31	57.92	100	62 Peak	3	17385.00	51.51	-16.79	68.38	59.65	42.85	15.79	56.98	---	Peak	<p>Date: 18</p> <p>Date: 2022-05-22</p> <p>Site : 03CH02-SZ Condition : PART 15.407 3m HF_ANT_3117_0107 VERTICAL Project : 150934-01 Mode : Mode 37 MEI : #92 G0B22G032165001G Plane : Y with Accessory</p> <table border="1"> <thead> <tr> <th>Peak</th> <th>Freq</th> <th>Level</th> <th>Limit</th> <th>Line</th> <th>Level Factor</th> <th>Loss Factor</th> <th>A/Pos</th> <th>T/Pos</th> <th>Remark</th> </tr> <tr> <th>1</th> <th>MHz</th> <th>dBuV/m</th> <th>dB</th> <th>dBuV/m</th> <th>dB</th> <th>dB</th> <th>cm</th> <th>deg</th> <th></th> </tr> </thead> <tbody> <tr> <td>1</td> <td>9272.00</td> <td>59.20</td> <td>-17.95</td> <td>68.38</td> <td>63.55</td> <td>36.48</td> <td>10.76</td> <td>59.44</td> <td>100</td> <td>26 Peak</td> </tr> <tr> <td>2</td> <td>11598.00</td> <td>53.21</td> <td>-20.78</td> <td>74.00</td> <td>60.68</td> <td>38.43</td> <td>11.31</td> <td>57.92</td> <td>100</td> <td>62 Peak</td> </tr> <tr> <td>3</td> <td>11598.00</td> <td>49.87</td> <td>-4.93</td> <td>54.88</td> <td>56.25</td> <td>38.43</td> <td>11.31</td> <td>57.92</td> <td>100</td> <td>62 Average</td> </tr> <tr> <td>4</td> <td>17385.00</td> <td>51.58</td> <td>-16.72</td> <td>68.38</td> <td>59.72</td> <td>42.85</td> <td>15.79</td> <td>56.98</td> <td>---</td> <td>Peak</td> </tr> </tbody> </table>	Peak	Freq	Level	Limit	Line	Level Factor	Loss Factor	A/Pos	T/Pos	Remark	1	MHz	dBuV/m	dB	dBuV/m	dB	dB	cm	deg		1	9272.00	59.20	-17.95	68.38	63.55	36.48	10.76	59.44	100	26 Peak	2	11598.00	53.21	-20.78	74.00	60.68	38.43	11.31	57.92	100	62 Peak	3	11598.00	49.87	-4.93	54.88	56.25	38.43	11.31	57.92	100	62 Average	4	17385.00	51.58	-16.72	68.38	59.72	42.85	15.79	56.98	---	Peak
	Peak	Freq	Level	Limit	Line	Level Factor	Loss Factor	A/Pos	T/Pos	Remark																																																																																																													
1	MHz	dBuV/m	dB	dBuV/m	dB	dB	cm	deg																																																																																																															
1	9272.00	59.20	-18.80	68.38	61.48	36.48	10.76	59.44	100	76 Peak																																																																																																													
2	11598.00	49.21	-15.09	74.00	56.89	38.43	11.31	57.92	100	62 Peak																																																																																																													
3	17385.00	51.51	-16.79	68.38	59.65	42.85	15.79	56.98	---	Peak																																																																																																													
Peak	Freq	Level	Limit	Line	Level Factor	Loss Factor	A/Pos	T/Pos	Remark																																																																																																														
1	MHz	dBuV/m	dB	dBuV/m	dB	dB	cm	deg																																																																																																															
1	9272.00	59.20	-17.95	68.38	63.55	36.48	10.76	59.44	100	26 Peak																																																																																																													
2	11598.00	53.21	-20.78	74.00	60.68	38.43	11.31	57.92	100	62 Peak																																																																																																													
3	11598.00	49.87	-4.93	54.88	56.25	38.43	11.31	57.92	100	62 Average																																																																																																													
4	17385.00	51.58	-16.72	68.38	59.72	42.85	15.79	56.98	---	Peak																																																																																																													



**U-NII-3 5725~5850MHz**  
**WIFI 802.11ac VHT80 (Harmonic @ 3m)**

<b>WIFI</b>	<b>U-NII-3 5725~5850MHz Harmonic @ 3m</b>																																																																																																															
<b>ANT</b>	<b>802.11ac VHT80 CH155 5775MHz</b>																																																																																																															
<b>1</b>	<b>Horizontal</b>	<b>Vertical</b>																																																																																																														
<b>Peak Avg.</b>	<p>Date: 17 Level (dBuV/m)</p> <p>Date: 2022-05-22</p> <p>Site : 03CH02-SZ          Condition : P/NRT 15.407 3m HF_ANT_3117_0107 HORIZONTAL          Project : 100934-01          Mode : Mode 30          IMEI : #92-G0B22G032165001G          Plane : Y with Accessory</p> <table border="1"> <thead> <tr> <th>Freq</th> <th>Level</th> <th>Line</th> <th>Level</th> <th>Factor</th> <th>ReadAntenna</th> <th>Cable</th> <th>Preamp</th> <th>A/Pos</th> <th>T/Pos</th> <th>Remark</th> </tr> <tr> <th>MHz</th> <th>dBuV/m</th> <th>dB</th> <th>dBuV/m</th> <th>dB</th> <th>dB</th> <th>dB</th> <th>dB</th> <th>cm</th> <th>deg</th> <th></th> </tr> </thead> <tbody> <tr> <td>1 9240.00</td> <td>48.84</td> <td>-19.46</td> <td>68.30</td> <td>60.01</td> <td>36.44</td> <td>18.78</td> <td>58.39</td> <td>200</td> <td>0</td> <td>Peak</td> </tr> <tr> <td>2 11550.00</td> <td>48.58</td> <td>-25.42</td> <td>74.00</td> <td>55.77</td> <td>38.89</td> <td>11.32</td> <td>57.91</td> <td>---</td> <td>---</td> <td>Peak</td> </tr> <tr> <td>3 17325.00</td> <td>53.49</td> <td>-14.81</td> <td>68.30</td> <td>51.74</td> <td>42.15</td> <td>35.52</td> <td>56.92</td> <td>318</td> <td>---</td> <td>Peak</td> </tr> </tbody> </table>	Freq	Level	Line	Level	Factor	ReadAntenna	Cable	Preamp	A/Pos	T/Pos	Remark	MHz	dBuV/m	dB	dBuV/m	dB	dB	dB	dB	cm	deg		1 9240.00	48.84	-19.46	68.30	60.01	36.44	18.78	58.39	200	0	Peak	2 11550.00	48.58	-25.42	74.00	55.77	38.89	11.32	57.91	---	---	Peak	3 17325.00	53.49	-14.81	68.30	51.74	42.15	35.52	56.92	318	---	Peak	<p>Date: 18 Level (dBuV/m)</p> <p>Date: 2022-05-22</p> <p>Site : 03CH02-SZ          Condition : P/NRT 15.407 3m HF_ANT_3117_0107 VERTICAL          Project : 100934-01          Mode : Mode 30          IMEI : #92-G0B22G032165001G          Plane : Y with Accessory</p> <table border="1"> <thead> <tr> <th>Freq</th> <th>Level</th> <th>Line</th> <th>Level</th> <th>Factor</th> <th>ReadAntenna</th> <th>Cable</th> <th>Preamp</th> <th>A/Pos</th> <th>T/Pos</th> <th>Remark</th> </tr> <tr> <th>MHz</th> <th>dBuV/m</th> <th>dB</th> <th>dBuV/m</th> <th>dB</th> <th>dB</th> <th>dB</th> <th>dB</th> <th>cm</th> <th>deg</th> <th></th> </tr> </thead> <tbody> <tr> <td>1 9240.00</td> <td>58.71</td> <td>-17.59</td> <td>68.30</td> <td>61.83</td> <td>36.44</td> <td>18.78</td> <td>58.39</td> <td>100</td> <td>28</td> <td>Peak</td> </tr> <tr> <td>2 11550.00</td> <td>49.24</td> <td>-24.74</td> <td>74.00</td> <td>56.45</td> <td>38.88</td> <td>11.32</td> <td>57.91</td> <td>200</td> <td>0</td> <td>Peak</td> </tr> <tr> <td>3 17325.00</td> <td>53.84</td> <td>-14.46</td> <td>68.30</td> <td>55.89</td> <td>42.12</td> <td>15.22</td> <td>56.92</td> <td>---</td> <td>---</td> <td>Peak</td> </tr> </tbody> </table>	Freq	Level	Line	Level	Factor	ReadAntenna	Cable	Preamp	A/Pos	T/Pos	Remark	MHz	dBuV/m	dB	dBuV/m	dB	dB	dB	dB	cm	deg		1 9240.00	58.71	-17.59	68.30	61.83	36.44	18.78	58.39	100	28	Peak	2 11550.00	49.24	-24.74	74.00	56.45	38.88	11.32	57.91	200	0	Peak	3 17325.00	53.84	-14.46	68.30	55.89	42.12	15.22	56.92	---	---	Peak
Freq	Level	Line	Level	Factor	ReadAntenna	Cable	Preamp	A/Pos	T/Pos	Remark																																																																																																						
MHz	dBuV/m	dB	dBuV/m	dB	dB	dB	dB	cm	deg																																																																																																							
1 9240.00	48.84	-19.46	68.30	60.01	36.44	18.78	58.39	200	0	Peak																																																																																																						
2 11550.00	48.58	-25.42	74.00	55.77	38.89	11.32	57.91	---	---	Peak																																																																																																						
3 17325.00	53.49	-14.81	68.30	51.74	42.15	35.52	56.92	318	---	Peak																																																																																																						
Freq	Level	Line	Level	Factor	ReadAntenna	Cable	Preamp	A/Pos	T/Pos	Remark																																																																																																						
MHz	dBuV/m	dB	dBuV/m	dB	dB	dB	dB	cm	deg																																																																																																							
1 9240.00	58.71	-17.59	68.30	61.83	36.44	18.78	58.39	100	28	Peak																																																																																																						
2 11550.00	49.24	-24.74	74.00	56.45	38.88	11.32	57.91	200	0	Peak																																																																																																						
3 17325.00	53.84	-14.46	68.30	55.89	42.12	15.22	56.92	---	---	Peak																																																																																																						



U-NII-3 - 5725~5850MHz

Emission below 1GHz

5GHz WIFI 802.11a (LF)

WIFI	5GHz WIFI																																																																																																																																																																																	
ANT	802.11a LF																																																																																																																																																																																	
1	Horizontal	Vertical																																																																																																																																																																																
QP / Peak	<p>Date: 1 Level (dBuV/m) Date: 2022-06-04</p> <p>Site : 03CH05-SZ Condition : FCC CLASS-B 3m VULB9168-01001 HORIZONTAL Project : 120034-01 Mode : Mode 12 MEI : #92 G0R22G032165001G Plane : Y with Accessory GM PowerSetting 18</p> <table border="1"> <thead> <tr> <th>Peak</th> <th>Freq</th> <th>Level</th> <th>Over</th> <th>Limit</th> <th>ReadAntenna</th> <th>Cable</th> <th>Preamp</th> <th>A/Pos</th> <th>T/Pos</th> <th>Remark</th> </tr> <tr> <th></th> <th>MHz</th> <th>dBuV/m</th> <th>dB</th> <th>dBuV/m</th> <th>dB/m</th> <th>dB</th> <th>dB</th> <th>cm</th> <th>deg</th> <th></th> </tr> </thead> <tbody> <tr> <td>1</td> <td>98.14</td> <td>23.93</td> <td>-28.49</td> <td>43.58</td> <td>43.29</td> <td>13.92</td> <td>0.98</td> <td>35.18</td> <td>---</td> <td>Peak</td> </tr> <tr> <td>2</td> <td>196.84</td> <td>24.73</td> <td>-18.77</td> <td>43.58</td> <td>41.87</td> <td>16.71</td> <td>1.45</td> <td>35.18</td> <td>---</td> <td>Peak</td> </tr> <tr> <td>3</td> <td>317.12</td> <td>24.19</td> <td>-21.81</td> <td>46.00</td> <td>37.86</td> <td>28.15</td> <td>1.88</td> <td>34.00</td> <td>---</td> <td>Peak</td> </tr> <tr> <td>4</td> <td>582.93</td> <td>24.85</td> <td>-21.35</td> <td>46.00</td> <td>31.13</td> <td>25.43</td> <td>0.63</td> <td>34.54</td> <td>---</td> <td>Peak</td> </tr> <tr> <td>5</td> <td>796.38</td> <td>26.56</td> <td>-19.44</td> <td>46.00</td> <td>29.59</td> <td>28.19</td> <td>3.09</td> <td>34.31</td> <td>---</td> <td>Peak</td> </tr> <tr> <td>6</td> <td>974.78</td> <td>29.31</td> <td>-16.79</td> <td>54.00</td> <td>29.94</td> <td>29.99</td> <td>3.43</td> <td>34.13</td> <td>---</td> <td>Peak</td> </tr> </tbody> </table>	Peak	Freq	Level	Over	Limit	ReadAntenna	Cable	Preamp	A/Pos	T/Pos	Remark		MHz	dBuV/m	dB	dBuV/m	dB/m	dB	dB	cm	deg		1	98.14	23.93	-28.49	43.58	43.29	13.92	0.98	35.18	---	Peak	2	196.84	24.73	-18.77	43.58	41.87	16.71	1.45	35.18	---	Peak	3	317.12	24.19	-21.81	46.00	37.86	28.15	1.88	34.00	---	Peak	4	582.93	24.85	-21.35	46.00	31.13	25.43	0.63	34.54	---	Peak	5	796.38	26.56	-19.44	46.00	29.59	28.19	3.09	34.31	---	Peak	6	974.78	29.31	-16.79	54.00	29.94	29.99	3.43	34.13	---	Peak	<p>Date: 2 Level (dBuV/m) Date: 2022-06-03</p> <p>Site : 03CH05-SZ Condition : FCC CLASS-B 3m VULB9168-01001 VERTICAL Project : 120034-01 Mode : Mode 12 MEI : #92 G0R22G032165001G Plane : Y with Accessory GM PowerSetting 18</p> <table border="1"> <thead> <tr> <th>Peak</th> <th>Freq</th> <th>Level</th> <th>Over</th> <th>Limit</th> <th>ReadAntenna</th> <th>Cable</th> <th>Preamp</th> <th>A/Pos</th> <th>T/Pos</th> <th>Remark</th> </tr> <tr> <th></th> <th>MHz</th> <th>dBuV/m</th> <th>dB</th> <th>dBuV/m</th> <th>dB/m</th> <th>dB</th> <th>dB</th> <th>cm</th> <th>deg</th> <th></th> </tr> </thead> <tbody> <tr> <td>1</td> <td>36.79</td> <td>25.80</td> <td>-14.14</td> <td>49.80</td> <td>48.84</td> <td>19.38</td> <td>0.64</td> <td>35.88</td> <td>---</td> <td>Peak</td> </tr> <tr> <td>2</td> <td>96.82</td> <td>24.45</td> <td>-15.65</td> <td>43.58</td> <td>45.93</td> <td>13.98</td> <td>1.80</td> <td>35.19</td> <td>---</td> <td>Peak</td> </tr> <tr> <td>3</td> <td>196.84</td> <td>29.81</td> <td>-14.49</td> <td>43.58</td> <td>46.15</td> <td>16.51</td> <td>1.45</td> <td>35.18</td> <td>---</td> <td>Peak</td> </tr> <tr> <td>4</td> <td>332.85</td> <td>31.59</td> <td>-26.41</td> <td>46.00</td> <td>38.15</td> <td>28.44</td> <td>1.80</td> <td>34.00</td> <td>---</td> <td>Peak</td> </tr> <tr> <td>5</td> <td>642.96</td> <td>27.90</td> <td>-18.10</td> <td>46.00</td> <td>38.44</td> <td>28.57</td> <td>3.19</td> <td>34.38</td> <td>---</td> <td>Peak</td> </tr> <tr> <td>6</td> <td>988.56</td> <td>33.29</td> <td>-14.71</td> <td>54.00</td> <td>29.82</td> <td>28.13</td> <td>3.46</td> <td>34.12</td> <td>---</td> <td>Peak</td> </tr> </tbody> </table>	Peak	Freq	Level	Over	Limit	ReadAntenna	Cable	Preamp	A/Pos	T/Pos	Remark		MHz	dBuV/m	dB	dBuV/m	dB/m	dB	dB	cm	deg		1	36.79	25.80	-14.14	49.80	48.84	19.38	0.64	35.88	---	Peak	2	96.82	24.45	-15.65	43.58	45.93	13.98	1.80	35.19	---	Peak	3	196.84	29.81	-14.49	43.58	46.15	16.51	1.45	35.18	---	Peak	4	332.85	31.59	-26.41	46.00	38.15	28.44	1.80	34.00	---	Peak	5	642.96	27.90	-18.10	46.00	38.44	28.57	3.19	34.38	---	Peak	6	988.56	33.29	-14.71	54.00	29.82	28.13	3.46	34.12	---	Peak
	Peak	Freq	Level	Over	Limit	ReadAntenna	Cable	Preamp	A/Pos	T/Pos	Remark																																																																																																																																																																							
	MHz	dBuV/m	dB	dBuV/m	dB/m	dB	dB	cm	deg																																																																																																																																																																									
1	98.14	23.93	-28.49	43.58	43.29	13.92	0.98	35.18	---	Peak																																																																																																																																																																								
2	196.84	24.73	-18.77	43.58	41.87	16.71	1.45	35.18	---	Peak																																																																																																																																																																								
3	317.12	24.19	-21.81	46.00	37.86	28.15	1.88	34.00	---	Peak																																																																																																																																																																								
4	582.93	24.85	-21.35	46.00	31.13	25.43	0.63	34.54	---	Peak																																																																																																																																																																								
5	796.38	26.56	-19.44	46.00	29.59	28.19	3.09	34.31	---	Peak																																																																																																																																																																								
6	974.78	29.31	-16.79	54.00	29.94	29.99	3.43	34.13	---	Peak																																																																																																																																																																								
Peak	Freq	Level	Over	Limit	ReadAntenna	Cable	Preamp	A/Pos	T/Pos	Remark																																																																																																																																																																								
	MHz	dBuV/m	dB	dBuV/m	dB/m	dB	dB	cm	deg																																																																																																																																																																									
1	36.79	25.80	-14.14	49.80	48.84	19.38	0.64	35.88	---	Peak																																																																																																																																																																								
2	96.82	24.45	-15.65	43.58	45.93	13.98	1.80	35.19	---	Peak																																																																																																																																																																								
3	196.84	29.81	-14.49	43.58	46.15	16.51	1.45	35.18	---	Peak																																																																																																																																																																								
4	332.85	31.59	-26.41	46.00	38.15	28.44	1.80	34.00	---	Peak																																																																																																																																																																								
5	642.96	27.90	-18.10	46.00	38.44	28.57	3.19	34.38	---	Peak																																																																																																																																																																								
6	988.56	33.29	-14.71	54.00	29.82	28.13	3.46	34.12	---	Peak																																																																																																																																																																								



Co-location

5 GHz 5725~5850MHz

WIFI 802.11a (Band Edge @ 3m)

WIFI	5 GHz 5725~5850.5MHz Band Edge @ 3m																																																																																																															
ANT	802.11a CH165 5825MHz & BLE(2M) CH39																																																																																																															
1	Horizontal	Fundamental																																																																																																														
Peak	<p>Site : 03CH02-SZ            Condition : PEAK_BE(04), 16.24 3m HF_ANT_3117_0107 HORIZONTAL            : RW11 1000.000KHz VBW 3000.000KHz            Project : 1D0934-01            Mode : Mode 43            MEI : #50200020032165001G            Plane : Y with Accessory            : 0M PowerSetting 18            : 6/2/2</p> <table border="1"> <thead> <tr> <th>Peak</th> <th>Freq</th> <th>Level</th> <th>Over</th> <th>Limit</th> <th>ReadAntenna</th> <th>Cable</th> <th>Preamp</th> <th>A/Pos</th> <th>T/Pos</th> <th>Remark</th> </tr> <tr> <th></th> <th>MHz</th> <th>dBuV/m</th> <th>dB</th> <th>dBuV/m</th> <th>dB/m</th> <th>dB</th> <th>dB</th> <th>cm</th> <th>deg</th> <th></th> </tr> </thead> <tbody> <tr> <td>1</td> <td>5825.28</td> <td>58.86</td> <td>-51.48</td> <td>119.46</td> <td>42.88</td> <td>34.98</td> <td>18.78</td> <td>38.48</td> <td>116</td> <td>174 Peak</td> </tr> <tr> <td>2</td> <td>5826.88</td> <td>55.17</td> <td>-55.38</td> <td>118.52</td> <td>39.88</td> <td>34.83</td> <td>18.82</td> <td>38.42</td> <td>116</td> <td>174 Peak</td> </tr> <tr> <td>3</td> <td>5831.88</td> <td>51.54</td> <td>-59.38</td> <td>91.54</td> <td>37.24</td> <td>35.88</td> <td>18.89</td> <td>38.59</td> <td>116</td> <td>174 Peak</td> </tr> <tr> <td>4</td> <td>5937.28</td> <td>53.82</td> <td>-51.28</td> <td>85.28</td> <td>37.58</td> <td>35.87</td> <td>18.94</td> <td>38.49</td> <td>116</td> <td>174 Peak</td> </tr> </tbody> </table>	Peak	Freq	Level	Over	Limit	ReadAntenna	Cable	Preamp	A/Pos	T/Pos	Remark		MHz	dBuV/m	dB	dBuV/m	dB/m	dB	dB	cm	deg		1	5825.28	58.86	-51.48	119.46	42.88	34.98	18.78	38.48	116	174 Peak	2	5826.88	55.17	-55.38	118.52	39.88	34.83	18.82	38.42	116	174 Peak	3	5831.88	51.54	-59.38	91.54	37.24	35.88	18.89	38.59	116	174 Peak	4	5937.28	53.82	-51.28	85.28	37.58	35.87	18.94	38.49	116	174 Peak	<p>Site : 03CH02-SZ            Condition : PART 15.407 3m HF_ANT_3117_0107 HORIZONTAL            : RW11 1000.000KHz VBW 3000.000KHz            Project : 1D0934-01            Mode : Mode 43            MEI : #50200020032165001G            Plane : Y with Accessory            : 0M PowerSetting 18            : 6/2/2</p> <table border="1"> <thead> <tr> <th>Peak</th> <th>Freq</th> <th>Level</th> <th>Over</th> <th>Limit</th> <th>ReadAntenna</th> <th>Cable</th> <th>Preamp</th> <th>A/Pos</th> <th>T/Pos</th> <th>Remark</th> </tr> <tr> <th></th> <th>MHz</th> <th>dBuV/m</th> <th>dB</th> <th>dBuV/m</th> <th>dB/m</th> <th>dB</th> <th>dB</th> <th>cm</th> <th>deg</th> <th></th> </tr> </thead> <tbody> <tr> <td>1</td> <td>5825.88</td> <td>186.81</td> <td>37.71</td> <td>68.38</td> <td>98.86</td> <td>34.83</td> <td>18.74</td> <td>38.42</td> <td>116</td> <td>174 Peak</td> </tr> <tr> <td>2</td> <td>5825.88</td> <td>188.79</td> <td>.....</td> <td>63.64</td> <td>34.83</td> <td>18.74</td> <td>38.42</td> <td>116</td> <td>174 Average</td> <td></td> </tr> </tbody> </table>	Peak	Freq	Level	Over	Limit	ReadAntenna	Cable	Preamp	A/Pos	T/Pos	Remark		MHz	dBuV/m	dB	dBuV/m	dB/m	dB	dB	cm	deg		1	5825.88	186.81	37.71	68.38	98.86	34.83	18.74	38.42	116	174 Peak	2	5825.88	188.79	.....	63.64	34.83	18.74	38.42	116	174 Average	
Peak	Freq	Level	Over	Limit	ReadAntenna	Cable	Preamp	A/Pos	T/Pos	Remark																																																																																																						
	MHz	dBuV/m	dB	dBuV/m	dB/m	dB	dB	cm	deg																																																																																																							
1	5825.28	58.86	-51.48	119.46	42.88	34.98	18.78	38.48	116	174 Peak																																																																																																						
2	5826.88	55.17	-55.38	118.52	39.88	34.83	18.82	38.42	116	174 Peak																																																																																																						
3	5831.88	51.54	-59.38	91.54	37.24	35.88	18.89	38.59	116	174 Peak																																																																																																						
4	5937.28	53.82	-51.28	85.28	37.58	35.87	18.94	38.49	116	174 Peak																																																																																																						
Peak	Freq	Level	Over	Limit	ReadAntenna	Cable	Preamp	A/Pos	T/Pos	Remark																																																																																																						
	MHz	dBuV/m	dB	dBuV/m	dB/m	dB	dB	cm	deg																																																																																																							
1	5825.88	186.81	37.71	68.38	98.86	34.83	18.74	38.42	116	174 Peak																																																																																																						
2	5825.88	188.79	.....	63.64	34.83	18.74	38.42	116	174 Average																																																																																																							
Avg.	Left Blank	Left Blank																																																																																																														



WIFI	5 GHz 5725~5850.5MHz Band Edge @ 3m																																																																																																															
ANT	802.11a CH165 5825MHz & BLE(2M) CH39																																																																																																															
1	Vertical	Fundamental																																																																																																														
Peak	<p>Site : 03CH02-SZ            Condition : PEAK_BE@41_16-24 3m HF_ANT_3117_0107 VERTICAL            Project : NSW11000 0000KHz VSW:3000.000KHz            Mode : 100934-01            MEI : Mode 43            Plane : #92-G0R22G032165001G            : Y with Accessory            : 6M PowerSetting 18            : 6/2/2</p> <table border="1"> <thead> <tr> <th>Peak</th> <th>Freq</th> <th>Level</th> <th>Over</th> <th>Limit</th> <th>ReadAntenna</th> <th>Cable</th> <th>Preamp</th> <th>A/Pos</th> <th>T/Pos</th> <th>Remark</th> </tr> <tr> <th></th> <th>MHz</th> <th>dBuV/m</th> <th>dB</th> <th>dBuV/m</th> <th>dBuV</th> <th>dB/m</th> <th>dB</th> <th>dB</th> <th>cm</th> <th>deg</th> </tr> </thead> <tbody> <tr> <td>1</td> <td>5825.00</td> <td>61.85</td> <td>-18.98</td> <td>120.83</td> <td>46.65</td> <td>34.98</td> <td>18.74</td> <td>38.43</td> <td>100</td> <td>115 Peak</td> </tr> <tr> <td>2</td> <td>5825.00</td> <td>60.49</td> <td>-18.43</td> <td>120.90</td> <td>45.27</td> <td>34.93</td> <td>18.83</td> <td>38.53</td> <td>100</td> <td>115 Peak</td> </tr> <tr> <td>3</td> <td>5875.00</td> <td>54.07</td> <td>-18.99</td> <td>102.97</td> <td>38.78</td> <td>34.97</td> <td>18.85</td> <td>38.53</td> <td>100</td> <td>115 Peak</td> </tr> <tr> <td>4</td> <td>5944.00</td> <td>52.47</td> <td>-15.85</td> <td>68.38</td> <td>35.98</td> <td>35.18</td> <td>18.96</td> <td>38.49</td> <td>100</td> <td>115 Peak</td> </tr> </tbody> </table>	Peak	Freq	Level	Over	Limit	ReadAntenna	Cable	Preamp	A/Pos	T/Pos	Remark		MHz	dBuV/m	dB	dBuV/m	dBuV	dB/m	dB	dB	cm	deg	1	5825.00	61.85	-18.98	120.83	46.65	34.98	18.74	38.43	100	115 Peak	2	5825.00	60.49	-18.43	120.90	45.27	34.93	18.83	38.53	100	115 Peak	3	5875.00	54.07	-18.99	102.97	38.78	34.97	18.85	38.53	100	115 Peak	4	5944.00	52.47	-15.85	68.38	35.98	35.18	18.96	38.49	100	115 Peak	<p>Site : 03CH02-SZ            Condition : PART 15.407 3m HF_ANT_3117_0107 VERTICAL            Project : NSW11000 0000KHz VSW:3000.000KHz            Mode : 100934-01            MEI : Mode 43            Plane : #92-G0R22G032165001G            : Y with Accessory            : 6M PowerSetting 18            : 6/2/2</p> <table border="1"> <thead> <tr> <th>Peak</th> <th>Freq</th> <th>Level</th> <th>Over</th> <th>Limit</th> <th>ReadAntenna</th> <th>Cable</th> <th>Preamp</th> <th>A/Pos</th> <th>T/Pos</th> <th>Remark</th> </tr> <tr> <th></th> <th>MHz</th> <th>dBuV/m</th> <th>dB</th> <th>dBuV/m</th> <th>dBuV</th> <th>dB/m</th> <th>dB</th> <th>dB</th> <th>cm</th> <th>deg</th> </tr> </thead> <tbody> <tr> <td>1</td> <td>5825.00</td> <td>187.75</td> <td>39.45</td> <td>68.38</td> <td>92.69</td> <td>34.83</td> <td>18.74</td> <td>38.42</td> <td>100</td> <td>115 Peak</td> </tr> <tr> <td>2</td> <td>5825.00</td> <td>188.52</td> <td>.....</td> <td>65.17</td> <td>34.83</td> <td>18.74</td> <td>38.42</td> <td>100</td> <td>115</td> <td>Average</td> </tr> </tbody> </table>	Peak	Freq	Level	Over	Limit	ReadAntenna	Cable	Preamp	A/Pos	T/Pos	Remark		MHz	dBuV/m	dB	dBuV/m	dBuV	dB/m	dB	dB	cm	deg	1	5825.00	187.75	39.45	68.38	92.69	34.83	18.74	38.42	100	115 Peak	2	5825.00	188.52	.....	65.17	34.83	18.74	38.42	100	115	Average
Peak	Freq	Level	Over	Limit	ReadAntenna	Cable	Preamp	A/Pos	T/Pos	Remark																																																																																																						
	MHz	dBuV/m	dB	dBuV/m	dBuV	dB/m	dB	dB	cm	deg																																																																																																						
1	5825.00	61.85	-18.98	120.83	46.65	34.98	18.74	38.43	100	115 Peak																																																																																																						
2	5825.00	60.49	-18.43	120.90	45.27	34.93	18.83	38.53	100	115 Peak																																																																																																						
3	5875.00	54.07	-18.99	102.97	38.78	34.97	18.85	38.53	100	115 Peak																																																																																																						
4	5944.00	52.47	-15.85	68.38	35.98	35.18	18.96	38.49	100	115 Peak																																																																																																						
Peak	Freq	Level	Over	Limit	ReadAntenna	Cable	Preamp	A/Pos	T/Pos	Remark																																																																																																						
	MHz	dBuV/m	dB	dBuV/m	dBuV	dB/m	dB	dB	cm	deg																																																																																																						
1	5825.00	187.75	39.45	68.38	92.69	34.83	18.74	38.42	100	115 Peak																																																																																																						
2	5825.00	188.52	.....	65.17	34.83	18.74	38.42	100	115	Average																																																																																																						
Avg.	Left Blank	Left Blank																																																																																																														



WIFI	5 GHz 5725~5850.5MHz Band Edge @ 3m																																																															
ANT	802.11a CH165 5825MHz & BLE(2M) CH39																																																															
1	Horizontal	Fundamental																																																														
<b>Peak</b>	<p>Date: 3 Date: 2022-05-23</p> <p>Site Condition : 03CH02-S2 PEAK_BE_74 3m HF_ANT_3117_0107 HORIZONTAL RSW: 1000.000kHz VBW: 3000.000kHz Project : 100934-01 Mode : Mode 43 MEI : #92-G0B22G032165001G Plane : Y with Accessory EM Powersetting 18 6/22</p> <table border="1"> <thead> <tr> <th>Freq</th> <th>Level</th> <th>Over</th> <th>Limit</th> <th>ReadAntenna</th> <th>Cable</th> <th>Preamp</th> <th>A/Pos</th> <th>T/Pos</th> <th>Remark</th> </tr> <tr> <th>MHz</th> <th>dBuV/m</th> <th>dB</th> <th>dBuV/m</th> <th>dBuV</th> <th>dB/m</th> <th>dB</th> <th>dB</th> <th>cm</th> <th>deg</th> </tr> </thead> <tbody> <tr> <td>1</td> <td>2484.00</td> <td>51.04</td> <td>-22.86</td> <td>74.00</td> <td>46.81</td> <td>32.18</td> <td>5.68</td> <td>31.85</td> <td>116</td> <td>356 Peak</td> </tr> </tbody> </table>	Freq	Level	Over	Limit	ReadAntenna	Cable	Preamp	A/Pos	T/Pos	Remark	MHz	dBuV/m	dB	dBuV/m	dBuV	dB/m	dB	dB	cm	deg	1	2484.00	51.04	-22.86	74.00	46.81	32.18	5.68	31.85	116	356 Peak	<p>Date: 1 Date: 2022-05-23</p> <p>Site Condition : 03CH02-S2 PEAK_74 3m HF_ANT_3117_0107 HORIZONTAL RSW: 1000.000kHz VBW: 3000.000kHz Project : 100934-01 Mode : Mode 43 MEI : #92-G0B22G032165001G Plane : Y with Accessory EM Powersetting 18 6/22</p> <table border="1"> <thead> <tr> <th>Freq</th> <th>Level</th> <th>Over</th> <th>Limit</th> <th>ReadAntenna</th> <th>Cable</th> <th>Preamp</th> <th>A/Pos</th> <th>T/Pos</th> <th>Remark</th> </tr> <tr> <th>MHz</th> <th>dBuV/m</th> <th>dB</th> <th>dBuV/m</th> <th>dBuV</th> <th>dB/m</th> <th>dB</th> <th>dB</th> <th>cm</th> <th>deg</th> </tr> </thead> <tbody> <tr> <td>1</td> <td>2480.00</td> <td>96.18</td> <td>22.18</td> <td>74.00</td> <td>90.40</td> <td>32.87</td> <td>5.66</td> <td>31.95</td> <td>116</td> <td>356 Peak</td> </tr> </tbody> </table>	Freq	Level	Over	Limit	ReadAntenna	Cable	Preamp	A/Pos	T/Pos	Remark	MHz	dBuV/m	dB	dBuV/m	dBuV	dB/m	dB	dB	cm	deg	1	2480.00	96.18	22.18	74.00	90.40	32.87	5.66	31.95	116	356 Peak
Freq	Level	Over	Limit	ReadAntenna	Cable	Preamp	A/Pos	T/Pos	Remark																																																							
MHz	dBuV/m	dB	dBuV/m	dBuV	dB/m	dB	dB	cm	deg																																																							
1	2484.00	51.04	-22.86	74.00	46.81	32.18	5.68	31.85	116	356 Peak																																																						
Freq	Level	Over	Limit	ReadAntenna	Cable	Preamp	A/Pos	T/Pos	Remark																																																							
MHz	dBuV/m	dB	dBuV/m	dBuV	dB/m	dB	dB	cm	deg																																																							
1	2480.00	96.18	22.18	74.00	90.40	32.87	5.66	31.95	116	356 Peak																																																						
<b>Avg.</b>	<p>Date: 4 Date: 2022-05-23</p> <p>Site Condition : 03CH02-S2 AVG_BE_54 3m HF_ANT_3117_0107 HORIZONTAL RSW: 1000.000kHz VBW: 1.000kHz Project : 100934-01 Mode : Mode 43 MEI : #92-G0B22G032165001G Plane : Y with Accessory EM Powersetting 18 6/22</p> <table border="1"> <thead> <tr> <th>Freq</th> <th>Level</th> <th>Over</th> <th>Limit</th> <th>ReadAntenna</th> <th>Cable</th> <th>Preamp</th> <th>A/Pos</th> <th>T/Pos</th> <th>Remark</th> </tr> <tr> <th>MHz</th> <th>dBuV/m</th> <th>dB</th> <th>dBuV/m</th> <th>dBuV</th> <th>dB/m</th> <th>dB</th> <th>dB</th> <th>cm</th> <th>deg</th> </tr> </thead> <tbody> <tr> <td>1</td> <td>2483.52</td> <td>43.89</td> <td>-18.91</td> <td>54.00</td> <td>37.31</td> <td>32.87</td> <td>5.66</td> <td>31.95</td> <td>116</td> <td>356 Average</td> </tr> </tbody> </table>	Freq	Level	Over	Limit	ReadAntenna	Cable	Preamp	A/Pos	T/Pos	Remark	MHz	dBuV/m	dB	dBuV/m	dBuV	dB/m	dB	dB	cm	deg	1	2483.52	43.89	-18.91	54.00	37.31	32.87	5.66	31.95	116	356 Average	<p>Date: 2 Date: 2022-05-23</p> <p>Site Condition : 03CH02-S2 AVG_54 3m HF_ANT_3117_0107 HORIZONTAL RSW: 1000.000kHz VBW: 1.000kHz Project : 100934-01 Mode : Mode 43 MEI : #92-G0B22G032165001G Plane : Y with Accessory EM Powersetting 18 6/22</p> <table border="1"> <thead> <tr> <th>Freq</th> <th>Level</th> <th>Over</th> <th>Limit</th> <th>ReadAntenna</th> <th>Cable</th> <th>Preamp</th> <th>A/Pos</th> <th>T/Pos</th> <th>Remark</th> </tr> <tr> <th>MHz</th> <th>dBuV/m</th> <th>dB</th> <th>dBuV/m</th> <th>dBuV</th> <th>dB/m</th> <th>dB</th> <th>dB</th> <th>cm</th> <th>deg</th> </tr> </thead> <tbody> <tr> <td>1</td> <td>2480.00</td> <td>94.88</td> <td>48.88</td> <td>54.00</td> <td>88.30</td> <td>32.87</td> <td>5.66</td> <td>31.95</td> <td>116</td> <td>356 Average</td> </tr> </tbody> </table>	Freq	Level	Over	Limit	ReadAntenna	Cable	Preamp	A/Pos	T/Pos	Remark	MHz	dBuV/m	dB	dBuV/m	dBuV	dB/m	dB	dB	cm	deg	1	2480.00	94.88	48.88	54.00	88.30	32.87	5.66	31.95	116	356 Average
Freq	Level	Over	Limit	ReadAntenna	Cable	Preamp	A/Pos	T/Pos	Remark																																																							
MHz	dBuV/m	dB	dBuV/m	dBuV	dB/m	dB	dB	cm	deg																																																							
1	2483.52	43.89	-18.91	54.00	37.31	32.87	5.66	31.95	116	356 Average																																																						
Freq	Level	Over	Limit	ReadAntenna	Cable	Preamp	A/Pos	T/Pos	Remark																																																							
MHz	dBuV/m	dB	dBuV/m	dBuV	dB/m	dB	dB	cm	deg																																																							
1	2480.00	94.88	48.88	54.00	88.30	32.87	5.66	31.95	116	356 Average																																																						



WIFI	5 GHz 5725~5850.5MHz Band Edge @ 3m																																																															
ANT	802.11a CH165 5825MHz & BLE(2M) CH39																																																															
1	Vertical	Fundamental																																																														
Peak	<p>Date: 7 Date: 2022-05-23</p> <p>Site : 03CH02-SZ Condition : PEAK_BE_74 3m HF_ANT_3117_0107 VERTICAL RSW: 1000.000kHz VBW: 3000.000kHz Project : 100934-01 Mode : Mode 43 MEI : #92-G0B22G032165001G Plane : Y with Accessory EM Powersetting 18 6/22</p> <table border="1"> <thead> <tr> <th>Freq</th> <th>Level</th> <th>Over</th> <th>Limit</th> <th>ReadAntenna</th> <th>Cable</th> <th>Preamp</th> <th>A/Pos</th> <th>T/Pos</th> <th>Remark</th> </tr> <tr> <th>MHz</th> <th>dBuV/m</th> <th>dB</th> <th>dBuV/m</th> <th>dBuV</th> <th>dB/m</th> <th>dB</th> <th>dB</th> <th>cm</th> <th>deg</th> </tr> </thead> <tbody> <tr> <td>1</td> <td>2480.24</td> <td>52.31</td> <td>-21.69</td> <td>74.00</td> <td>46.48</td> <td>32.10</td> <td>5.68</td> <td>31.95</td> <td>136</td> <td>281 Peak</td> </tr> </tbody> </table>	Freq	Level	Over	Limit	ReadAntenna	Cable	Preamp	A/Pos	T/Pos	Remark	MHz	dBuV/m	dB	dBuV/m	dBuV	dB/m	dB	dB	cm	deg	1	2480.24	52.31	-21.69	74.00	46.48	32.10	5.68	31.95	136	281 Peak	<p>Date: 5 Date: 2022-05-23</p> <p>Site : 03CH02-SZ Condition : PEAK_74 3m HF_ANT_3117_0107 VERTICAL RSW: 1000.000kHz VBW: 3000.000kHz Project : 100934-01 Mode : Mode 43 MEI : #92-G0B22G032165001G Plane : Y with Accessory EM Powersetting 18 6/22</p> <table border="1"> <thead> <tr> <th>Freq</th> <th>Level</th> <th>Over</th> <th>Limit</th> <th>ReadAntenna</th> <th>Cable</th> <th>Preamp</th> <th>A/Pos</th> <th>T/Pos</th> <th>Remark</th> </tr> <tr> <th>MHz</th> <th>dBuV/m</th> <th>dB</th> <th>dBuV/m</th> <th>dBuV</th> <th>dB/m</th> <th>dB</th> <th>dB</th> <th>cm</th> <th>deg</th> </tr> </thead> <tbody> <tr> <td>1</td> <td>2480.00</td> <td>96.62</td> <td>22.62</td> <td>74.00</td> <td>90.84</td> <td>32.87</td> <td>5.66</td> <td>31.95</td> <td>136</td> <td>281 Peak</td> </tr> </tbody> </table>	Freq	Level	Over	Limit	ReadAntenna	Cable	Preamp	A/Pos	T/Pos	Remark	MHz	dBuV/m	dB	dBuV/m	dBuV	dB/m	dB	dB	cm	deg	1	2480.00	96.62	22.62	74.00	90.84	32.87	5.66	31.95	136	281 Peak
	Freq	Level	Over	Limit	ReadAntenna	Cable	Preamp	A/Pos	T/Pos	Remark																																																						
MHz	dBuV/m	dB	dBuV/m	dBuV	dB/m	dB	dB	cm	deg																																																							
1	2480.24	52.31	-21.69	74.00	46.48	32.10	5.68	31.95	136	281 Peak																																																						
Freq	Level	Over	Limit	ReadAntenna	Cable	Preamp	A/Pos	T/Pos	Remark																																																							
MHz	dBuV/m	dB	dBuV/m	dBuV	dB/m	dB	dB	cm	deg																																																							
1	2480.00	96.62	22.62	74.00	90.84	32.87	5.66	31.95	136	281 Peak																																																						
Avg.	<p>Date: 8 Date: 2022-05-23</p> <p>Site : 03CH02-SZ Condition : AVG_BE_54 3m HF_ANT_3117_0107 VERTICAL RSW: 1000.000kHz VBW: 1.000kHz Project : 100934-01 Mode : Mode 43 MEI : #92-G0B22G032165001G Plane : Y with Accessory EM Powersetting 18 6/22</p> <table border="1"> <thead> <tr> <th>Freq</th> <th>Level</th> <th>Over</th> <th>Limit</th> <th>ReadAntenna</th> <th>Cable</th> <th>Preamp</th> <th>A/Pos</th> <th>T/Pos</th> <th>Remark</th> </tr> <tr> <th>MHz</th> <th>dBuV/m</th> <th>dB</th> <th>dBuV/m</th> <th>dBuV</th> <th>dB/m</th> <th>dB</th> <th>dB</th> <th>cm</th> <th>deg</th> </tr> </thead> <tbody> <tr> <td>1</td> <td>2483.52</td> <td>43.36</td> <td>-18.54</td> <td>54.00</td> <td>37.58</td> <td>32.87</td> <td>5.66</td> <td>31.95</td> <td>136</td> <td>281 Average</td> </tr> </tbody> </table>	Freq	Level	Over	Limit	ReadAntenna	Cable	Preamp	A/Pos	T/Pos	Remark	MHz	dBuV/m	dB	dBuV/m	dBuV	dB/m	dB	dB	cm	deg	1	2483.52	43.36	-18.54	54.00	37.58	32.87	5.66	31.95	136	281 Average	<p>Date: 6 Date: 2022-05-23</p> <p>Site : 03CH02-SZ Condition : AVG_54 3m HF_ANT_3117_0107 VERTICAL RSW: 1000.000kHz VBW: 1.000kHz Project : 100934-01 Mode : Mode 43 MEI : #92-G0B22G032165001G Plane : Y with Accessory EM Powersetting 18 6/22</p> <table border="1"> <thead> <tr> <th>Freq</th> <th>Level</th> <th>Over</th> <th>Limit</th> <th>ReadAntenna</th> <th>Cable</th> <th>Preamp</th> <th>A/Pos</th> <th>T/Pos</th> <th>Remark</th> </tr> <tr> <th>MHz</th> <th>dBuV/m</th> <th>dB</th> <th>dBuV/m</th> <th>dBuV</th> <th>dB/m</th> <th>dB</th> <th>dB</th> <th>cm</th> <th>deg</th> </tr> </thead> <tbody> <tr> <td>1</td> <td>2480.00</td> <td>94.86</td> <td>48.86</td> <td>54.00</td> <td>88.28</td> <td>32.87</td> <td>5.66</td> <td>31.95</td> <td>136</td> <td>281 Average</td> </tr> </tbody> </table>	Freq	Level	Over	Limit	ReadAntenna	Cable	Preamp	A/Pos	T/Pos	Remark	MHz	dBuV/m	dB	dBuV/m	dBuV	dB/m	dB	dB	cm	deg	1	2480.00	94.86	48.86	54.00	88.28	32.87	5.66	31.95	136	281 Average
	Freq	Level	Over	Limit	ReadAntenna	Cable	Preamp	A/Pos	T/Pos	Remark																																																						
MHz	dBuV/m	dB	dBuV/m	dBuV	dB/m	dB	dB	cm	deg																																																							
1	2483.52	43.36	-18.54	54.00	37.58	32.87	5.66	31.95	136	281 Average																																																						
Freq	Level	Over	Limit	ReadAntenna	Cable	Preamp	A/Pos	T/Pos	Remark																																																							
MHz	dBuV/m	dB	dBuV/m	dBuV	dB/m	dB	dB	cm	deg																																																							
1	2480.00	94.86	48.86	54.00	88.28	32.87	5.66	31.95	136	281 Average																																																						





5 GHz 5725~5850MHz  
WIFI 802.11a (Harmonic @ 3m)

WIFI	5 GHz 5725~5850.5MHz Band Edge @ 3m																																																																																																																																																																																																													
ANT	802.11a CH165 5825MHz & BLE(2M) CH39																																																																																																																																																																																																													
1	Horizontal	Vertical																																																																																																																																																																																																												
Peak Avg.	<p>Site : 03CH02-SZ Condition : PART 15.407 3m HF_ANT_3117_0107 HORIZONTAL Project : ID0934-01 Mode : Mod-43 IMEI : #92-G0R22G032165001G Plane : Y with Accessory 6M PowerSetting 18 6/2/2</p> <table border="1"> <thead> <tr> <th>Peak</th> <th>Freq</th> <th>Level</th> <th>Limit</th> <th>Over</th> <th>Line</th> <th>ReadAntenna</th> <th>Cable</th> <th>Preamp</th> <th>A/Pos</th> <th>T/Pos</th> <th>Remark</th> </tr> <tr> <th></th> <th>MHz</th> <th>dBuV/m</th> <th>dB</th> <th>dBuV/m</th> <th>dB</th> <th>dB</th> <th>dB</th> <th>dB</th> <th>cm</th> <th>deg</th> <th></th> </tr> </thead> <tbody> <tr> <td>1</td> <td>4960.00</td> <td>58.83</td> <td>-23.97</td> <td>74.00</td> <td>38.15</td> <td>33.73</td> <td>8.98</td> <td>38.83</td> <td>---</td> <td>---</td> <td>Peak</td> </tr> <tr> <td>2</td> <td>7440.00</td> <td>48.25</td> <td>-27.75</td> <td>74.00</td> <td>31.38</td> <td>35.78</td> <td>11.12</td> <td>32.00</td> <td>---</td> <td>---</td> <td>Peak</td> </tr> <tr> <td>3</td> <td>9320.00</td> <td>48.91</td> <td>-25.09</td> <td>74.00</td> <td>68.13</td> <td>36.31</td> <td>18.77</td> <td>58.58</td> <td>---</td> <td>---</td> <td>Peak</td> </tr> <tr> <td>4</td> <td>11650.00</td> <td>53.16</td> <td>-28.84</td> <td>74.00</td> <td>68.25</td> <td>38.48</td> <td>12.36</td> <td>57.93</td> <td>100</td> <td>214</td> <td>Peak</td> </tr> <tr> <td>5</td> <td>11650.00</td> <td>46.43</td> <td>-7.57</td> <td>54.00</td> <td>53.52</td> <td>38.48</td> <td>12.36</td> <td>57.93</td> <td>100</td> <td>214</td> <td>Average</td> </tr> <tr> <td>6</td> <td>17475.00</td> <td>54.21</td> <td>-14.09</td> <td>68.30</td> <td>53.55</td> <td>41.94</td> <td>15.79</td> <td>57.87</td> <td>---</td> <td>---</td> <td>Peak</td> </tr> </tbody> </table>	Peak	Freq	Level	Limit	Over	Line	ReadAntenna	Cable	Preamp	A/Pos	T/Pos	Remark		MHz	dBuV/m	dB	dBuV/m	dB	dB	dB	dB	cm	deg		1	4960.00	58.83	-23.97	74.00	38.15	33.73	8.98	38.83	---	---	Peak	2	7440.00	48.25	-27.75	74.00	31.38	35.78	11.12	32.00	---	---	Peak	3	9320.00	48.91	-25.09	74.00	68.13	36.31	18.77	58.58	---	---	Peak	4	11650.00	53.16	-28.84	74.00	68.25	38.48	12.36	57.93	100	214	Peak	5	11650.00	46.43	-7.57	54.00	53.52	38.48	12.36	57.93	100	214	Average	6	17475.00	54.21	-14.09	68.30	53.55	41.94	15.79	57.87	---	---	Peak	<p>Site : 03CH02-SZ Condition : PART 15.407 3m HF_ANT_3117_0107 VERTICAL Project : ID0934-01 Mode : Mod-43 IMEI : #92-G0R22G032165001G Plane : Y with Accessory 6M PowerSetting 18 6/2/2</p> <table border="1"> <thead> <tr> <th>Peak</th> <th>Freq</th> <th>Level</th> <th>Limit</th> <th>Over</th> <th>Line</th> <th>ReadAntenna</th> <th>Cable</th> <th>Preamp</th> <th>A/Pos</th> <th>T/Pos</th> <th>Remark</th> </tr> <tr> <th></th> <th>MHz</th> <th>dBuV/m</th> <th>dB</th> <th>dBuV/m</th> <th>dB</th> <th>dB</th> <th>dB</th> <th>dB</th> <th>cm</th> <th>deg</th> <th></th> </tr> </thead> <tbody> <tr> <td>1</td> <td>4960.00</td> <td>58.41</td> <td>-23.59</td> <td>74.00</td> <td>38.53</td> <td>33.73</td> <td>8.98</td> <td>38.83</td> <td>---</td> <td>---</td> <td>Peak</td> </tr> <tr> <td>2</td> <td>7440.00</td> <td>45.64</td> <td>-28.36</td> <td>74.00</td> <td>38.77</td> <td>35.78</td> <td>11.12</td> <td>32.00</td> <td>---</td> <td>---</td> <td>Peak</td> </tr> <tr> <td>3</td> <td>9320.00</td> <td>51.44</td> <td>-22.56</td> <td>74.00</td> <td>62.66</td> <td>36.51</td> <td>18.77</td> <td>58.58</td> <td>100</td> <td>119</td> <td>Peak</td> </tr> <tr> <td>4</td> <td>9320.00</td> <td>47.87</td> <td>-6.93</td> <td>54.00</td> <td>58.29</td> <td>36.51</td> <td>18.77</td> <td>58.58</td> <td>100</td> <td>119</td> <td>Average</td> </tr> <tr> <td>5</td> <td>11650.00</td> <td>56.59</td> <td>-17.41</td> <td>74.00</td> <td>63.68</td> <td>38.48</td> <td>12.36</td> <td>57.93</td> <td>100</td> <td>270</td> <td>Peak</td> </tr> <tr> <td>6</td> <td>11650.00</td> <td>49.89</td> <td>-4.31</td> <td>54.00</td> <td>56.78</td> <td>38.48</td> <td>12.36</td> <td>57.93</td> <td>100</td> <td>270</td> <td>Average</td> </tr> <tr> <td>7</td> <td>17475.00</td> <td>55.38</td> <td>-12.08</td> <td>68.30</td> <td>54.64</td> <td>41.94</td> <td>15.79</td> <td>57.87</td> <td>---</td> <td>---</td> <td>Peak</td> </tr> </tbody> </table>	Peak	Freq	Level	Limit	Over	Line	ReadAntenna	Cable	Preamp	A/Pos	T/Pos	Remark		MHz	dBuV/m	dB	dBuV/m	dB	dB	dB	dB	cm	deg		1	4960.00	58.41	-23.59	74.00	38.53	33.73	8.98	38.83	---	---	Peak	2	7440.00	45.64	-28.36	74.00	38.77	35.78	11.12	32.00	---	---	Peak	3	9320.00	51.44	-22.56	74.00	62.66	36.51	18.77	58.58	100	119	Peak	4	9320.00	47.87	-6.93	54.00	58.29	36.51	18.77	58.58	100	119	Average	5	11650.00	56.59	-17.41	74.00	63.68	38.48	12.36	57.93	100	270	Peak	6	11650.00	49.89	-4.31	54.00	56.78	38.48	12.36	57.93	100	270	Average	7	17475.00	55.38	-12.08	68.30	54.64	41.94	15.79	57.87	---	---	Peak
	Peak	Freq	Level	Limit	Over	Line	ReadAntenna	Cable	Preamp	A/Pos	T/Pos	Remark																																																																																																																																																																																																		
	MHz	dBuV/m	dB	dBuV/m	dB	dB	dB	dB	cm	deg																																																																																																																																																																																																				
1	4960.00	58.83	-23.97	74.00	38.15	33.73	8.98	38.83	---	---	Peak																																																																																																																																																																																																			
2	7440.00	48.25	-27.75	74.00	31.38	35.78	11.12	32.00	---	---	Peak																																																																																																																																																																																																			
3	9320.00	48.91	-25.09	74.00	68.13	36.31	18.77	58.58	---	---	Peak																																																																																																																																																																																																			
4	11650.00	53.16	-28.84	74.00	68.25	38.48	12.36	57.93	100	214	Peak																																																																																																																																																																																																			
5	11650.00	46.43	-7.57	54.00	53.52	38.48	12.36	57.93	100	214	Average																																																																																																																																																																																																			
6	17475.00	54.21	-14.09	68.30	53.55	41.94	15.79	57.87	---	---	Peak																																																																																																																																																																																																			
Peak	Freq	Level	Limit	Over	Line	ReadAntenna	Cable	Preamp	A/Pos	T/Pos	Remark																																																																																																																																																																																																			
	MHz	dBuV/m	dB	dBuV/m	dB	dB	dB	dB	cm	deg																																																																																																																																																																																																				
1	4960.00	58.41	-23.59	74.00	38.53	33.73	8.98	38.83	---	---	Peak																																																																																																																																																																																																			
2	7440.00	45.64	-28.36	74.00	38.77	35.78	11.12	32.00	---	---	Peak																																																																																																																																																																																																			
3	9320.00	51.44	-22.56	74.00	62.66	36.51	18.77	58.58	100	119	Peak																																																																																																																																																																																																			
4	9320.00	47.87	-6.93	54.00	58.29	36.51	18.77	58.58	100	119	Average																																																																																																																																																																																																			
5	11650.00	56.59	-17.41	74.00	63.68	38.48	12.36	57.93	100	270	Peak																																																																																																																																																																																																			
6	11650.00	49.89	-4.31	54.00	56.78	38.48	12.36	57.93	100	270	Average																																																																																																																																																																																																			
7	17475.00	55.38	-12.08	68.30	54.64	41.94	15.79	57.87	---	---	Peak																																																																																																																																																																																																			

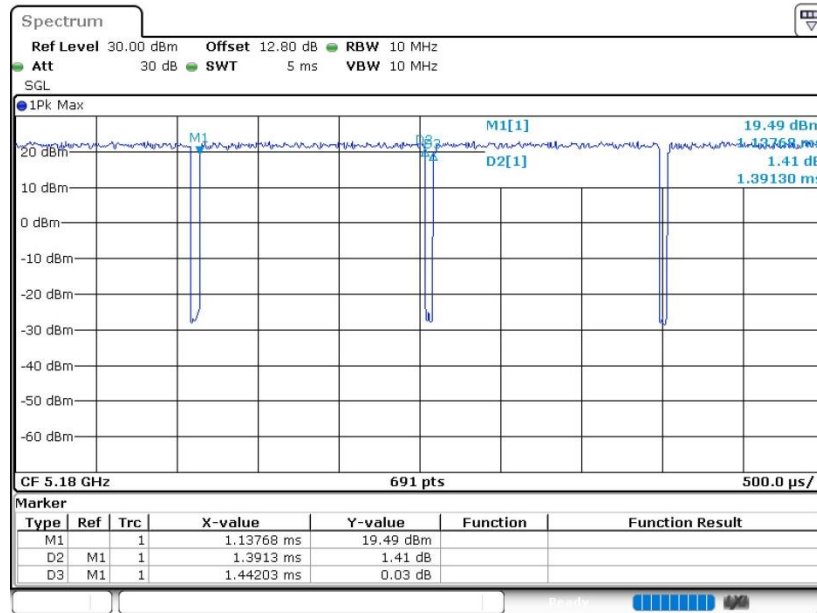


## Appendix E. Duty Cycle Plots

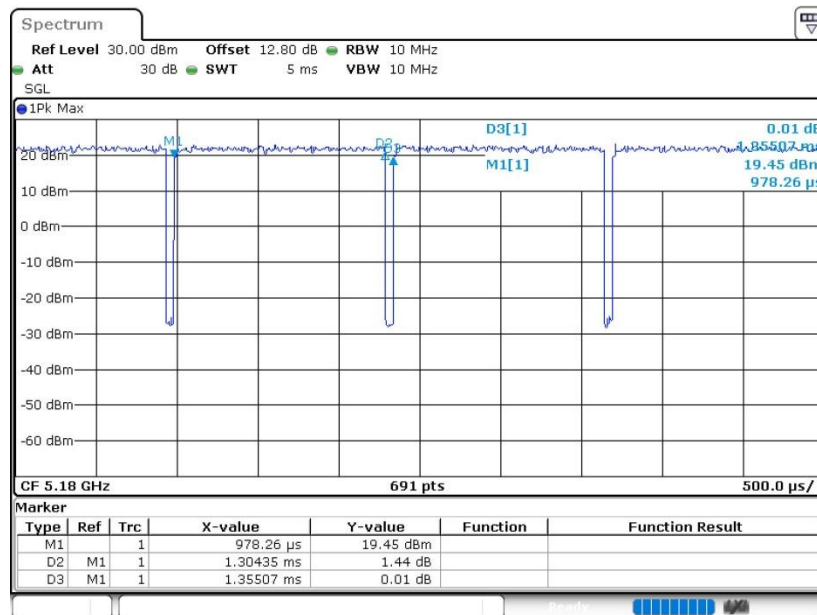
Band	Duty Cycle(%)	T(ms)	1/T(kHz)	VBW Setting
802.11a	96.48	1.391	0.719	1KHz
802.11n HT20	96.26	1.304	0.767	1KHz
802.11n HT40	92.58	0.651	1.537	3KHz
802.11ac VHT80	85.82	0.325	3.080	10KHZ



802.11a

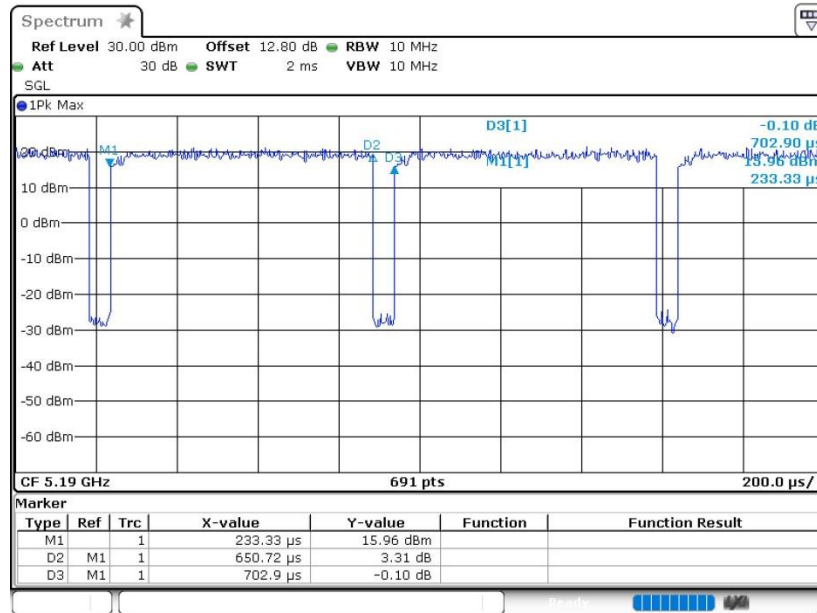


802.11n HT20





802.11n HT40



802.11ac VHT80

