

# ZMUIPNG 6 IN 1 HUB Product Instruction Manual

Product Link: <https://www.amazon.com/dp/B0CFTWXCS7>

## 1. Port introduction

### a) Dual HDMI Port

Use the HDMI-HDMI cable to connect the docking station to the monitor.

Maximum resolution up to **4K@30Hz**. [1]

Easily to achieve multiple monitors displays for Windows and MacOS laptop

**Support MST & SST Mode**. [2]

### b) USB 2.0 Port

Connect USB peripherals such as keyboards, mice, external hard drives, and more. [3]

3 USB 2.0 allow quick transfer of data with a speed up to 480mbp/s. [4]

### c) USB C Power Delivery Port

Connect your power adapter with USB C plug to the HUB (**Our hub doesn't include a charger!!!!**)

Supports 100w charging and its backward compatibility. [5]

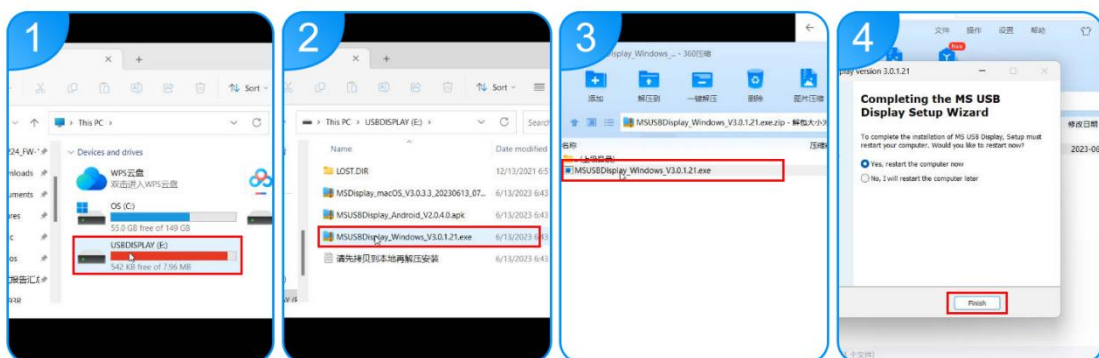
## 2. Driver installation steps★



### How to Install Driver on Mac OS Laptops?



### How to Install Driver on Windows Laptops?









### 3. Laptop Compatibility★

Only if your laptop's built-in USB C port (Can't be used with usb to usb c converter) is fully functional port which support Data transfer & Video Display & PD charging, you can use the full functions of our hub, such as **Thunderbolt 3/4, USB4, Type C 3.1/3.2 Gen 2 with Power Delivery & DisplayPort**. If you aren't sure what functions the built-in usb c port of your computer supports, we suggest you contact your computer supplier for help.

**⚠ Important Note: Please confirm which type of USB C port on your laptop is.**

Please make sure your laptop supports DisplayPort Alternate Mode

✓ Thunderbolt 3 Full Function		✗ Only Data Transfer	
✓ Support Data+ Displayport Alt		✗ Only Charging	
✓ Data+PD Displayport alt		✗ Only Data+ Power Delivery	

Compatibility List (Not full List)	
Brand	Laptops
Hp	HP Elitebook 830 840 G5/G6/G7/G8/Spectre Laptop 13-af001TU/ Spectre x360 13t/ Spectre folio(13t-ak000cto)/Spectre 360 laptop/ Specter x369; Elitebook 840 G5 series/ Elitebook X2/Elitebook x360 1030 G3/ Elitebook 745 G6/ 2018 HP Elite 800 G4; Envy Geforce x250/ Envy x360 Laptop (15z-ds100); Z book 15u G3/ Zbook 17 G4; Zbook 15 g6
Dell	Dell XPS 9380/ XPS 13 9365/ XPS 15 2018/ XPS 13 9300/ New XPS 15 with i7 dedicated video card 64GB of ram and 2TB SSD; Latitude 7280/ Latitude 5310 2-in-1; Precision 7730/ Precision 7750; Laptop 5590.
MacBook	MacBook Pro (2023/2022/2021/2020/2019/2018/2017/2016); Macbook Air 2018-2022, Mac mini 2018-2022; iPad Pro 2018; iMac 27.
Lenovo	Lenovo Yoga 9/Yoga 720-13IKB/ Yoga 730/ Yoga 900-13ISK/ Yoga 910/ Yoga 920/ Yoga 930/ Yoga 940-14IIL; 3rd generation Thinkpad Yoga; Yoga15 Thinkpad Ultrabook Pro; Thinkpad E590/Thinkpad P72/ Thinkpad T470/ Thinkpad X1 Carbon (2019 model); Flex 14 IML (81XG); LegionY530; Lenovo C930/ T480s/ X390.
Surface	Microsoft Surface Book 2/ Surface Go/ Surface Laptop 3; Surface Pro 7.
Huawei	Huawei Macbook Mate10/ Mate10 pro/ Mate20/ Mate20 pro / Mate30/ Mate30Pro.
Other	Google Slate (2019); Chromebook C340-15; SanDisk Cruise Glide; Razer Blade 2017 (gtx 1060); Pixel book go 2019/2020.

## Not Compatibility List (Not full List)

Dell Chromebook 5190, Dell Latitude 3390, Dell inspiron 5379;
All HP Pavillion x360, HP Elitebook x360 1030 G2, HP ENVY, model U110nr, HP ProBook 650 G2, HP Elitebook 840 G3, HP Probook 455 G4, HP Laptop 17-cn1008cy;
Lenovo Yoga Flex 5, Lenovo IdeaPad 330S-151KB(Type 81F5), Lenovo IdeaPad S340, Lenovo Tab 4; lenovo Ideapad 3 (15"), Lenovo Flex 5-15ITL05 Laptop (ideapad) - Type 82HT; lenovo ideapad 2in1 14
ASUS 202C Chromebook, Asus zenpad z10, ASUS ZenBook Duo UX481 14", Asus Vivobook 17; Acer chromebook, model CB515-1HT-C2AE;
Acer Aspire E15, Acer nitro 5
iPhone; Ps4; Nintendo switch;
Samsung Galaxy Tab A8 /A10e, Samsung Galaxy Tab S3/4, Samsung Galaxy Tab E, Samsung Galaxy s5/s6/s7, Samsung Galaxy Tab A LTE 8, Samsung Galaxy a7/a8/a10 e/a20/a50/j7 Prime;
Google Pixel, Google pixel book 2, Pixel2, Pixel xl, Pixel C;
LG G6/K8/K20/K30/Stylo 5/4/G7 thin Q, LGGoogleNexus5X/6P;
Oneplus 2/3/3T/5T/6/6T/7/7T/7T Pro;
Motorola G7/G6/G5/Zplay/Z3; Honor view 10; Alcatel 7;
ZTE/ZTE max pro/ZTE Blade X Max/zxon 7; Blu vivo xl, blu vivo 5r, blu g9 pro;

### Notices:

If you can't find your laptop on the list, please let us know, we are happy to help you check if this docking station is compatible with your device.

#### 4. How to Use the Product

Follow the steps below to use the product effectively:

Step 1. Connect the HUB's USB C cable to your laptop's USB C full-featured port.

Step 2. Connect the laptop's 65W+ power adapter to the HUB to charge your laptop.

Step 3. Once connected, the HUB will start working automatically, expanding the connectivity options of your laptop.

Step 4. Linking your expansion device to the HUB

#### 5. Voice of the Customers:

<b>Q1: Does not work with my computer. /Not compatible with my system.</b>
<p>① Check if your laptop's usb c port is a fully functional usb c port which support Data transfer &amp; Video Display &amp; PD charging.</p> <p>PS: If you can't confirm this on your own, please contact me with the computer model number or a screenshot of the text on the bottom of the computer and I will confirm for you if the failure is due to insufficient USB C port functionality.</p> <p>② Ensure that the monitor or display is powered on and properly connected to the HUB.</p> <p>③ Update your laptop's graphics driver to the latest version.</p> <p>④ Try using a different HDMI TO HDMI video cable or port on the HUB.</p>

<b>Q2: Gets really hot./The unit gets very hot when in use.</b>
The hub temperature will heat up when it works. 0℃-60 ℃ is the normal and reasonable range. It's a normal situation for all hubs on the market, not a quality problem, please feel relieved about usage. Hope can help. If you still have questions, please feel free to contact us.
<b>Q3: Did not work for my keyboard and mouse. / Keyboard &amp; mouse have lag time when using the hub.</b>
Are your mouse and keyboard wireless? When a USB 3.0 device is working, it will cause noise and interfere with devices such as a wireless mouse/keyboard operating at 2.4Ghz. Intel has also confirmed this issue. For all hubs, this is an unresolved problem currently. What we can do is to reduce the noise interference to the 2.4Ghz channel, product itself has been shielded but it cannot completely block the interference. 1. Keep the wireless mouse/keyboard as close as possible to the mouse/keyboard receiver. 2. Or keep the receiver is as far away as possible from the USB 3.0 device. 3. Use cabled mouse, keyboard. After trying this methods still not working, please let us know. We will make a further step to help you.
<b>Q4: Why I can't charge my Dell/HP Laptop with the usb c charging port of this usb c docking station?</b>
The USB C Power Charging function of our docking station doesn't work for laptop own a AC charging adapter. Those Laptop (Dell/HP/ThinkPad...) do not allow 3rd party charger to charge their laptop in other ways.
<b>Q5: When I plug in or plug out on this docking station, hdmi monitors go black for 2 – 4 seconds and then recover? Is this normal?</b>
Please do not worry and be patient waiting for it. It is a process of EDID (Extended Display Identification Data) communication, which may blackout screen for a few seconds. The recovery time depends on laptop and monitor (1 minute at max).
<b>Q6: Why is the packaging damaged when I receive the product?</b>
Our products are delivered by Amazon. So we have absolutely no idea what kind of product we will give you. If you encounter this problem, please contact us immediately and we will provide you with your most satisfactory answer.

#### Express Gratitude

Thank you for your support of ABIWAZY, if there is any doubt during your use of the product, or malfunction, you can contact us through the Amazon order. After receiving your letter, we will reply at the first time.

#### NOTE ★

##### [1] Wireless Device

External devices are not recommended for you to use wireless devices, the wireless interference problem is currently unsolvable and manufacturers such as Intel have made statements about it. If you are adamant that you intend to use wireless devices, then please keep the individual unlimited devices as far away as possible. Also, keep the receiver as close as possible to the operating equipment.

##### [2] Data Transmission Rate

480Mbps is a theoretical parameter, the actual transmission rate is affected by cables, ports, operating environment and so on.

[3] Resolution and frame rate

Due to the short board effect, our statement of 4K@30Hz is based on the premise that you are using a 2K monitor. And the resolution and frame rate support is backward compatible, including 2K@60Hz; 2K@30Hz; 1080P@60Hz; 1080P@30H, etc..

[4] Charging Rate

The 100W fast charging is the theoretical input value, the actual input value is under 87W, which is caused by unavoidable loss. The actual charging power depends on the power adapter, the protocol supported by the laptop port, etc. The actual input value depends on the power adapter and the protocol supported by the laptop port. Downward compatible with 45W, 65W, etc. Fast charging, the actual output voltage and current is determined by the power adapter protocol.