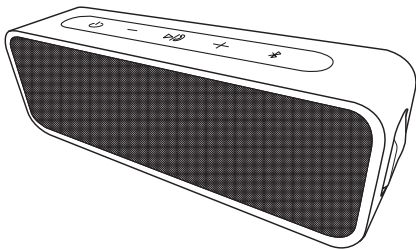


amazonbasics



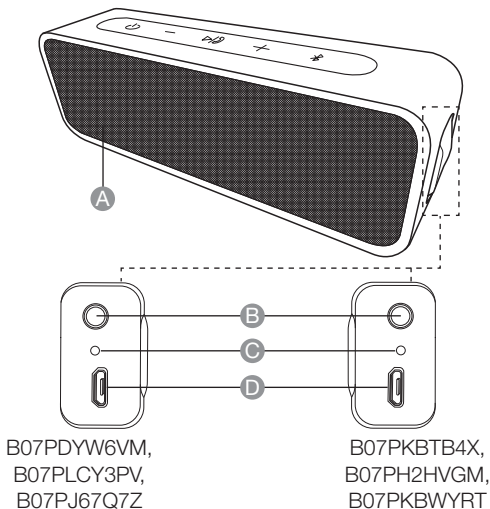
Bluetooth Stereo Speaker with Water Resistant Design
Enceinte Stéreo Bluetooth Résistante à l'Eau
Bluetooth-Stereo-Lautsprecher mit Wasserfestem Design
Altoparlante Stereo Bluetooth con Design Resistente all'Acqua
Altavoz Estéreo Bluetooth con Diseño Resistente al Agua
Bluetooth Stereo-Luidspreker met Waterbestendig Ontwerp
Bluetooth ステレオスピーカー耐水デザイン付

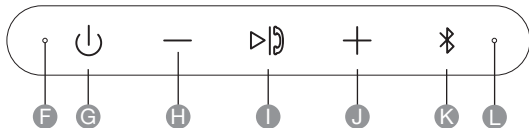
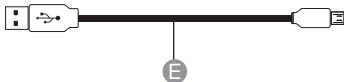
B07PDYW6VM, B07PLCY3PV, B07PJ67Q7Z, B07PKBTB4X,
B07PH2HVGM, B07PKBWYRT

English	3
Français	21
Deutsch.....	38
Italiano	54
Español	69
Nederlands.....	84
日本語	99

Welcome Guide • English

Contents: Before getting started, ensure the package contains the following components:





A Speaker

B AUX IN socket

C Reset switch

D USB Micro B port

E USB cable

F Status indicator

G On/off switch

H Decrease volume switch

I Play/pause/call switch

J Increase volume switch

K Bluetooth® switch

L Microphone

NOTICE

To keep the splash proof properties of this product, keep the side flap closed.

IMPORTANT SAFEGUARDS



Read these instructions carefully and retain them for future use. If this product is passed to a third party, then these instructions must be included.

When using electrical appliances, basic safety precautions should always be followed to reduce the risk of fire, electric shock, and/or injury to persons including the following:

- Read these instructions.
- Keep these instructions.
- Heed all instructions.
- To avoid accidental falls into pools, bathtubs or other water containers, do not place it at the edge.
- Do not install near any heat sources such as radiators, heat registers, stoves, or other products (including amplifiers) that produce heat.
- Refer all servicing to qualified service personnel.
- No naked flame sources, such as lighted candles, should be placed on the product.
- This product is only suitable for use in moderate climates. Do not use it in tropical or in particularly humid climates.



To prevent possible hearing damage, do not listen at high volume levels for long periods.

Battery Warnings



WARNING



Batteries shall not be exposed to excessive heat such as sunshine, fire or the like.

- The battery contained in this product is non-replaceable. Do not throw the product into a fire.
- Before disposal the battery must be removed from the product. Contact qualified professional.
- Do not leave the battery charging for a prolonged period of time when the product is not in use.
- Do not charge overnight.
- If the product appears to be bulging or shows other undesirable phenomena (e.g. excess noise), stop using it immediately.
- Do not drop this product.
- Do not cover while charging.
- Charge this product once every 3 months to avoid shortening its battery life.
- Batteries produce heat when charging and discharging. If the product becomes too hot to touch, turn it off and unplug it immediately.
- Charge this product only with a compatible power

source from reputable manufacturers e.g. a power adapter.

- If the battery leaks avoid contact with skin and eyes. Rinse affected areas immediately with plenty of clean water, then consult a doctor.

Symbols Explanation

	This symbol stands for “Conformité Européenne”, which means “Conformity with EU-directives”. With the CE-marking the manufacturer confirms that this product complies with applicable European directives and regulations.
	Direct current (DC).
IPX4	Protected against splashing water from any direction. Do not immerse in water.

Intended Use

- This product is intended for household use only. It is not intended for commercial use.
- This product is intended to be used indoors and outdoors. It is protected against splashing water from any direction. Do not immerse in water.
- No liability will be accepted for damages resulting from improper use or non-compliance with these instructions.

Before First Use

- Check for transport damages.

**DANGER**

Risk of suffocation! Keep any packaging materials away from children – these materials are a potential source of danger, e.g. suffocation.

Operation

Charging built-in battery

- When the voice indicator “Low Battery” is heard, the product needs to be charged.
- Connect the USB cable (E) to the USB Micro B port (D).
- Connect the other end of the USB cable (E) to a USB-A port on a computer or a suitable power adaptor 5 V \equiv 2 A. The status indicator (F) flashes red during charging.
- The product is fully charged when the status indicator (F) stops flashing.

Switching on/off

Press and hold the on/off switch (G) to switch on/off.

This prompts the voice indicator respectively, for each step.

NOTICE

The product automatically switches off approximately after 20 minutes of inactivity.

Pairing mode

NOTICE

Bluetooth® pairing is required if the speaker is used the first time with a new Bluetooth® enabled device.

- After switching on the product, the status indicator blinks blue slowly for approximately 12 seconds. After which, the product goes to pairing mode automatically.
- If the product does not automatically start pairing mode, press the Bluetooth® button (K) to enter pairing mode. The status indicator flashes blue.
- Activate Bluetooth® on the device you wish to pair and search for a new device.



- Select the Bluetooth® device name from the list on your device.

Model number:	Bluetooth® device name:
B07PDYW6VM B07PLCY3PV B07PJ67Q7Z	AmazonBasics WP926
B07PKBTB4X B07PH2HVGGM B07PKBWYRT	AmazonBasics WP927

- Once the devices are paired, the status indicator (F) lights up blue.

Disconnecting Bluetooth®

Press and hold down the Bluetooth® button (K) to disconnect connected device.

NOTICE

The product continuously attempts to reconnect a lost Bluetooth® connection. If it cannot, manually reconnect via the device's Bluetooth® menu.


Auxiliary input mode

Connect an 3.5 mm audio cable (not included) to the AUX IN socket (B) and to the desired playback device e.g. MP3 player.


Music playback


 : Press to play/pause the playback.

 : Press to skip to the next track.

 : Press to return to the previous track.

Calling


 : Press to accept/end call.

 : Press and hold to reject call.

Volume control

NOTICE

The volume of the playback resets to the medium volume after each start up.

 : Press and hold to increase volume.

 : Press and hold to decrease volume.

Factory reset

If the product is not functioning properly, press the reset switch (C) with a pointed object (for example a paper clip) to reset to original factory settings.

Cleaning and Maintenance

NOTICE

Switch the product off before cleaning.

NOTICE

During cleaning do not immerse the electrical parts of the product in water or other liquids. Never hold the product under running water.

- To clean, wipe with a soft, slightly moist cloth.
- Never use corrosive detergents, wire brushes, abrasive scourers, metal or sharp utensils to clean the product.

FCC Compliance Statement

1. This device complies with Part 15 of the FCC rules. Operation is subject to the following two conditions:
(1) this device may not cause harmful interference, and
(2) this device must accept any interference received, including interference that may cause undesired operation.
2. Changes or modifications not expressly approved by the party responsible for compliance could void the user's authority to operate the equipment.

FCC Interference Statement

This equipment has been tested and found to comply with the limits for a Class B digital device, pursuant to part 15 of the FCC Rules. These limits are designed to provide reasonable protection against harmful interference in a residential installation. This equipment generates, uses and can radiate radio frequency energy and, if not installed and used in accordance with the instructions, may cause harmful interference to radio communications. However, there is no guarantee that interference will not occur in a particular installation. If this equipment does cause harmful interference to radio or television reception, which can be determined by turning the equipment off and on, the user is encouraged to try to correct the interference by one or more of the following measures:

- Reorient or relocate the receiving antenna.
- Increase the separation between the equipment and receiver.
- Connect the equipment into an outlet on a circuit different from that to which the receiver is connected.
- Consult the dealer or an experienced radio/TV technician for help.

Canada IC Notice

- This device contains licence-exempt transmitter(s)/ receiver(s) that comply with Innovation, Science and Economic Development Canada's licence-exempt RSS(s). Operation is subject to the following two conditions:
 - (1) this device may not cause interference, and
 - (2) this device must accept any interference, including interference that may cause undesired operation of the device.
- This equipment complies with Industry Canada radiation exposure limits set forth for an uncontrolled environment.
- This Class B digital apparatus complies with Canadian CAN ICES-3(B) / NMB-3(B) standard.

Simplified EU Declaration of Conformity

- Hereby, Amazon EU Sarl declares that the radio equipment type B07PDYW6VM, B07PLCY3PV, B07PJ67Q7Z, B07PKBTB4X, B07PH2HVGM, B07PKBWYRT is in compliance with Directive 2014/53/EU.
- The full text of the EU declaration of conformity is available at the following internet address:
https://www.amazon.co.uk/amazon_private_brand_EU_compliance

Disposal



The Waste Electrical and Electronic Equipment (WEEE) Directive aims to minimize the impact of electrical and electronic goods on the environment, by increasing re-use and recycling and by reducing the amount of WEEE going to landfill. The symbol on this product or its packaging signifies that this product must be disposed separately from ordinary household wastes at its end of life. Be aware that this is your responsibility to dispose of electronic equipment at recycling centers in order to conserve natural resources.

Each country should have its collection centers for electrical and electronic equipment recycling. For information about your recycling drop off area, please contact your related electrical and electronic equipment waste management authority, your local city office, or your house hold waste disposal service.

Battery Disposal



Do not dispose of used batteries with your household waste. Take them to an appropriate disposal/collection site.

Trademarks

The Bluetooth® word mark and logos are registered trademarks owned by Bluetooth SIG, Inc. and any use of such marks by Amazon.com, Inc. or its affiliates is under license.



Specifications

Model number:

B07PKBTB4X
B07PH2HVGGM
B07PKBWYRT

Input:

5 V $\overline{\text{---}}$ 2 A, Lithium
battery 3.7 V, 4400 mAh

Operation frequency:

2402 - 2480 MHZ

RF power:

4 dBm

Charging time:

4 hours

Power consumption:

Max. 9 W

Frequency response:

70 Hz to 20 kHz

Sensitivity:

- 3.9 dB

Impedance:

R= 4 Ω ; L= 4 Ω

Bluetooth® version

4.2

Operating distance (range):

32. 8' (10 m)

IP Rating:

IPX4

Net weight:

approx. 14.1 oz (401 g)

Dimensions
(L x W x H):

approx. 7 x 1.8 x 2.3 in
(178 x 45 x 58 mm)

Specifications

Model number:	B07PDYW6VM B07PLCY3PV B07PJ67Q7Z
Input:	5 V $\overline{\text{---}}$ 2 A, Lithium battery 7.4 V, 2200 mAh
Operation frequency:	2402 - 2480 MHz
RF power:	4 dBm
Charging time:	3 hours
Power consumption:	Max. 15 W
Frequency response:	50 \pm 20 Hz to 20 kHz
Sensitivity:	- 5.2 dB
Impedance:	R= 8 Ω ; L= 8 Ω
Bluetooth® version	4.2
Operating distance (range):	32. 8' (10 m)
IP Rating:	IPX4
Net weight:	approx. 19.7 oz (561 g)
Dimensions (L x W x H):	approx. 7.4 x 2.3 x 2.6 in (189 x 58 x 65 cm)

English

Français

Deutsch

Italiano

Español

Nederlands

日本語

Feedback and Help

Love it? Hate it? Let us know with a customer review.

AmazonBasics is committed to delivering customer-driven products that live up to your high standards. We encourage you to write a review sharing your experiences with the product.



US: amazon.com/review/review-your-purchases#

UK: amazon.co.uk/review/review-your-purchases#



US: amazon.com/gp/help/customer/contact-us

UK: amazon.co.uk/gp/help/customer/contact-us



amazon.com/AmazonBasics

MADE IN CHINA
FABRIQUÉ EN CHINE
HERGESTELLT IN CHINA
PRODOTTO IN CINA
HECHO EN CHINA
GEMAAKT IN CHINA
中国製

V5-07/19