

EXHIBIT 16 – PHOTOS – EMC AND SAR SETUP

Figure E16.1 – Setup, Conducted Measurements



Figure E16.2 – Setup, Radiated Measurements <30MHz



Figure E16.3 – Setup, Radiated Measurements 30 – 1000MHz



Figure E16.4 – Setup, Radiated Measurements, 1 – 18GHz



Figure E16.5 – Setup, Radiated Measurements, 18 - 26GHz



Figure E16.6 – Setup, Radiated Rx Measurements, 1 - 18GHz



Figure E16.7 – Setup, NFC Frequency Stability Measurements




Figure E16.8 – Setup, NFC Frequency Stability Measurements



Figure E16.9 – Setup, Line Conducted Measurements




Figure E16.10 – Setup, Line Conducted Measurements



APPENDIX C - SETUP PHOTOS

Figure C.1 – Photo – Setup: Extremity, DUT Back – Silicone Band (B1)




Figure C.2 – Photo – Setup: Extremity, DUT Back - Metal Band (B2)

