

Aruba Products and Solutions Brochure

FROM ENTERPRISE TO SMALL
BUSINESS



TABLE OF CONTENTS

ACCESS POINTS	3
---------------	---

GATEWAYS	11
----------	----

SWITCHES	13
----------	----

OPERATIONS AND MANAGEMENT	18
---------------------------	----

ENTERPRISE SECURITY SOLUTIONS	19
-------------------------------	----

LOCATION SERVICES	21
-------------------	----

SMALL BUSINESS NETWORKING	22
---------------------------	----

INTRODUCTION

Aruba, a Hewlett Packard Enterprise company, believes that the most dynamic customer experiences happen at the Edge. Our mission is to deliver innovative solutions that harness the power of the Edge to create support the mission and drive positive outcomes for our customers – from the Edge to the Data Center. For more info, simply contact your dedicated Federal sales team or **let us know** and we'll reach out to you.

ACCESS POINTS

Aruba wireless access points deliver simple, fast, secure connectivity whether indoors or out. Our broad portfolio of Wi-Fi Alliance certified APs are designed to optimize IT, user, and IoT experiences and are backed by a limited lifetime warranty.

CAMPUS ACCESS POINTS



ARUBA 630 SERIES

High-capacity Wi-Fi 6E AP designed to take advantage of the 6 GHz band, which translates into far greater speeds, wider channels, and less interference

- Unlocks the 6 GHz band to more than double the available capacity
- Comprehensive tri-band coverage across 2.4 GHz, 5 GHz, and 6 GHz
- 3.9 Gbps maximum aggregate data rate
- Up to seven 160 MHz channels to better support low-latency, bandwidth-hungry applications like high-definition video and augmented reality/virtual reality applications
- Unique ultra tri-band filtering enables 5 GHz and 6 GHz channels to operate without restrictions or interference
- High availability with 2.5 Gbps dual Ethernet port for hitless failover of Ethernet and power
- Includes Aruba Air Slice for application assurance for latency-sensitive devices and applications
- Supports all Aruba wireless software capabilities including AirMatch, ClientMatch, Air Pass, and Dynamic Segmentation

AP-635 includes integrated downtilt omni-directional antennas



ARUBA 550 SERIES

Flagship Wi-Fi 6 AP designed for environments such as large indoor locations, indoor warehouse facilities and high-density locations

- Supports all Wi-Fi 6 certification features including multi-user OFDMA and MU-MIMO
- Delivers state of the art access security via WPA3 and Enhanced Open Wi-Fi standards
- Maximum aggregate data rate of 6Gbps (HE80/HE40) and up to 1024 clients per radio
- Cost-effective connectivity for devices using Wi-Fi, Bluetooth 5 and Zigbee
- Includes Aruba Air Slice for latency-sensitive devices and applications, such as voice and video
- Aruba Intelligent Power Monitoring (IPM) allows AP to operate with switches that even have limited PoE budgets
- Supports all Aruba WLAN software capabilities including AirMatch, ClientMatch, PEF, and fast roaming

AP-555 includes 8 integrated downtilt omnidirectional internal antennas.



ARUBA 530 SERIES

High-end Wi-Fi 6 APs designed for environments such as training and meeting facilities, hospitals and larger office spaces

- Supports all Wi-Fi 6 certification features including multi-user OFDMA and MU-MIMO
- Delivers state of the art access security with WPA3 and Enhanced Open Wi-Fi standards
- Maximum data rate of 3.55Gbps aggregate (HE80/HE40) and up to 1024 clients per radio
- Cost-effective connectivity for devices using Wi-Fi, Bluetooth 5 and Zigbee
- Includes Aruba Air Slice for latency-sensitive devices and applications, such as voice and video
- Aruba IPM allows AP to operate with switches that even have limited PoE budgets
- Supports all Aruba WLAN software capabilities including AirMatch, ClientMatch, PEF, and fast roaming

AP-535 includes integrated downtilt omnidirectional internal antennas.

AP-534 includes 4 RP-SMA type connectors for external antennas.



ARUBA 510 SERIES

Mid-range Wi-Fi 6 APs designed for environments such as education centers, lodging and typical office spaces

- Supports all Wi-Fi 6 certification features including multi-user OFDMA and MU-MIMO
- Delivers state of the art access security with WPA3 and Enhanced Open Wi-Fi standards
- Maximum data rates of 4.8Gbps in the 5GHz band and 575Mbps in the 2.4GHz band (for an aggregate peak data rate of 5.4Gbps)
- Cost-effective connectivity for devices using Wi-Fi, Bluetooth 5 and Zigbee
- Includes Aruba Air Slice for latency-sensitive devices and applications, such as voice and video
- Aruba IPM allows AP to operate with switches that even have limited PoE budgets
- Supports all Aruba WLAN software capabilities including AirMatch, ClientMatch, PEF, and fast roaming

AP-515 includes 4 downtilt internal antennas.

AP-514 includes 4 RP-SMA type external antennas.



ARUBA 500 SERIES

Entry-level Wi-Fi 6 APs designed for environments such as smaller offices, and clinics

- Supports all Wi-Fi 6 certification features including multi-user OFDMA and MU-MIMO
- Delivers state of the art security with WPA3 and Enhanced Open Wi-Fi standards
- Maximum data rate of 1.77Gbps aggregate; 1.2Gbps (5GHz) and 574Mbps (2.4GHz), and up to 256 clients per radio.
- Cost-effective connectivity for devices using Wi-Fi, Bluetooth 5 and Zigbee
- Includes Aruba Air Slice for latency-sensitive devices and applications, such as voice and video
- Aruba IPM allows AP to operate with switches that even have limited PoE budgets
- Supports all Aruba WLAN software capabilities including AirMatch, ClientMatch, PEF, and fast roaming

AP-505 includes integrated downtilt omnidirectional internal antennas.

AP-504 includes 2 RP-SMA type connectors for external antennas.



ARUBA 340 SERIES

Wi-Fi 5 Wave 2 APs designed for larger environments such as large indoor locations, indoor warehouse facilities and high-density locations

- 802.3bz-compliant HPE Smart Rate (1/2.5 GigE) multi-gigabit uplink and redundant 1 gigabit uplink
- Dual-5 GHz or dual-band (2.4 GHz and 5 GHz) radio modes
- Supports 4x4:4SS with up to 3 MU-MIMO clients across 4 streams
- Delivers radio data rates up to 2,166 Mbps in the 5 GHz band and up to 800 Mbps in the 2.4 GHz band
- Aggregate max data rate of 4.3 Gbps in dual-5 GHz mode and 3.0 Gbps in dual-band mode
- Supports 160 MHz channel bandwidth (VHT160)
- Built-in connectivity for devices using Wi-Fi and Bluetooth.
- Supports all Aruba WLAN software capabilities including ClientMatch, AirWatch, PEF, and fast roaming

AP-344 includes 4 external dual-band RP-SMA antenna connectors and 4 external 5 GHz RP-SMA antenna connectors for use when Dual-5 GHz operation is desired.

AP-345 includes 8 integrated downtilt omnidirectional antennas.



ARUBA 330 SERIES

Wi-Fi 5 Wave 2 APs designed for larger environments such as training and meeting facilities, hospitals and larger office spaces

- Multi-gigabit 802.11ac Wave 2 with 802.3bz-compliant HPE Smart Rate (1/2.5/5 GigE) multi-gigabit uplink and redundant 1 gigabit uplink
- Supports 4x4:4SS with up to 3 MU-MIMO clients across 4 streams
- Delivers data rates up to 1,733 Mbps in the 5 GHz band and up to 600 Mbps in the 2.4 GHz band
- Supports 160 MHz channel bandwidth (VHT160)
- Built-in connectivity for devices using Wi-Fi and Bluetooth.
- Supports all Aruba WLAN software capabilities including ClientMatch, AirWatch, PEF, and fast roaming

AP-334/IAP-334 include 4 external dual-band RP-SMA antenna connectors.

AP-335/IAP-335 include 8 integrated downtilt omnidirectional antennas with dual-polarization.



ARUBA 320 SERIES

Wi-Fi 5 Wave 2 APs designed for environments such as education centers, lodging and typical office spaces

- Supports 4x4:4SS with up to 3 MU-MIMO clients across 3 streams
- Delivers data rates up to 1,733 Mbps in the 5 GHz band and up to 600 Mbps in the 2.4 GHz band
- Supports 160 MHz channel bandwidth (VHT160)
- Built-in connectivity for devices using Wi-Fi and Bluetooth.
- Supports all Aruba WLAN software capabilities including ClientMatch, AirWatch, PEF, and fast roaming

AP-324/IAP-324 include 4 external dual-band RP-SMA antenna connectors.

AP-325/IAP-325 include 8 integrated downtilt omnidirectional antennas.



ARUBA 310 SERIES

Wi-Fi 5 Wave 2 APs designed for environments such as smaller offices, and clinics

- High performance, cost-optimized AP with single gigabit uplink
- Supports 4x4:4SS with up to 3 MU-MIMO clients across 4 streams
- Delivers data rates up to 1,733 Mbps in the 5 GHz band and up to 300 Mbps in the 2.4 GHz band
- Supports 160 MHz channel bandwidth (VHT160)
- Built-in connectivity for devices using Wi-Fi and Bluetooth.
- Supports all Aruba WLAN software capabilities including ClientMatch, AirWatch, PEF, and fast roaming

AP-314/IAP-314 include 4 external dual-band RP-SMA antenna connectors.

AP-315/IAP-315 include 4 integrated downtilt omnidirectional antennas.



ARUBA 300 SERIES

Entry-level Wi-Fi 5 Wave 2 APs for smaller workplaces, small work locations

- Supports 3x3:3SS with up to 2 MU-MIMO clients across 2 streams
- Single gigabit uplink
- Delivers data rates up to 1,300 Mbps in the 5 GHz band and up to 300 Mbps in the 2.4 GHz band
- Supports 80 MHz channel bandwidth (VHT80)
- Built-in connectivity for devices using Wi-Fi and Bluetooth.
- Supports all Aruba WLAN software capabilities including ClientMatch, AirWatch, PEF, and fast roaming

AP-304/IAP-304 include 3 external dual-band RP-SMA antenna connectors.

AP-305/IAP-305 include 3 integrated downtilt omnidirectional antennas.



ARUBA 303 SERIES

Wi-Fi 5 Wave 2 APs designed for environments such as medium density offices, retail, clinics, schools

- Supports 2x2:2SS MU-MIMO
- Delivers a maximum concurrent data rate of 867 Mbps in the 5 GHz band and 300 Mbps in the 2.4 GHz band (for an aggregate peak data rate of 1.2 Gbps).
- Built-in connectivity for location and IoT devices using Wi-Fi and Bluetooth. Zigbee requires USB adapter
- Supports all Aruba WLAN software capabilities including AIOps, ClientMatch, AirWatch, PEF, and fast roaming

303P variant: additional ethernet port with POE, smartrate uplink port, BT5+Zigbee.

RUGGEDIZED ACCESS POINTS



ARUBA 518 SERIES

Industrial, high performance Wi-Fi 6 APs for harsh-weather and indoor use cases

- Delivers aggregate data rates up to 3 Gbps (HE80/HE40)
- One 100/1000BASE-T and one 100/1000/2500BASE-T port
- 4x4:4SS and 160 MHz channel capability, MU-MIMO support
- Cost-effective connectivity for location and IoT devices using Wi-Fi, Bluetooth 5 and Zigbee
- Includes Aruba Air Slice for latency-sensitive IoT devices and applications, such as voice and video
- Aruba Intelligent Power Monitoring (IPM) allows AP to operate with switches that even have limited PoE budgets
- Extended temperature range and dust sealing for deployment in industrial environments
- Supports all Aruba WLAN software capabilities including AIOps, ClientMatch, AirWatch, PEF, and fast roaming

AP-518 includes four external RP-SMA antenna connectors for 5 GHz use and two external RP-SMA antenna connectors for 2.4 GHz use.



ARUBA 318 SERIES

Industrial, tactical, high performance Wi-Fi 5 Wave 2 APs with one 1000BASE-T and one 1000BASE-X SFP uplink ports

- Supports 4x4:4SS
- Delivers data rates up to 1,733 Mbps in the 5 GHz band and up to 300 Mbps in the 2.4 GHz band
- Supports 160 MHz channel bandwidth (2SS/VHT160)
- Extended temperature range and dust sealing for deployment in dry industrial and tactical environments
- Supports all Aruba WLAN software capabilities including ClientMatch, AirWatch, PEF, and fast roaming

AP-318 includes four external RP-SMA antenna connectors for 5 GHz use and two external RP-SMA antenna connectors for 2.4 GHz use.

OUTDOOR ACCESS POINTS



ARUBA 570 SERIES

Wi-Fi 6 APs

- Delivers aggregate data rates up to 3 Gbps (HE80/HE40)
- 4x4:4SS and 160Mhz channel capability on 5Ghz, 2x2:2ss on 2.4Ghz, MU-MIMO Support
- One 100/1000/2500BASE-T and one 100/1000 port
- Cost-effective connectivity for location and IoT devices using Wi-Fi, Bluetooth 5 and Zigbee
- Includes Aruba Air Slice for latency-sensitive IoT devices and applications, such as voice and video
- Aruba IPM allows AP to operate with switches that even have limited PoE budgets
- Supports all Aruba WLAN software capabilities including AIOps, ClientMatch, AirWatch, PEF, and fast roaming

AP-574 at 5 GHz - four Nf connectors and at 2.4 GHz – two Nf connectors for external antenna use.

AP-575 – includes built-in Omni Directional Antennas – 5dBi at 5 GHz and 3.4dBi at 2.4 GHz.

AP-577 - includes built-in 90°Hx90°V Directional Antennas – 5.6dBi at 5 GHz and 6.8dBi at 2.4 GHz.



ARUBA 560 SERIES

High performance Wi-Fi 6 APs with single Gigabit uplink

- Supports 2x2:2SS and 80 MHz channel bandwidth (HE80)
- Delivers data rates up to 1.2 Gbps in the 5 GHz band and 574 Mbps in the 2.4 GHz band
- Supports 80 MHz channel bandwidth (HE80)

AP-565 includes 2.4-GHz and 5-GHz radios, each with 2x2 MIMO and integrated omnidirectional antennas.

AP-567 includes 2.4-GHz and 5-GHz radios, each with 2x2 MIMO and integrated directional antennas.



ARUBA 370 SERIES

Highest performance Wi-Fi 5 Wave 2 AP with one 1000BASE-T and one 1000BASE-X SFP uplink ports

- Supports 4x4:4SS and 160 MHz channel bandwidth (VHT160)
- Delivers data rates up to 1,733 Mbps in the 5 GHz band and 300 Mbps in the 2.4 GHz band
- Supports 160 MHz channel bandwidth (VHT160)

AP-374 at 5 GHz - four Nf connectors and at 2.4 GHz - two Nf connectors for external antenna use.

AP-375 at 5 GHz 4x4 MU-MIMO - Internal Omni Antennas and at 2.4 GHz 2x2 MIMO - Internal Omni Antennas.

AP-377 at 5 GHz 4x4 MU-MIMO - Internal 80°H x 80°V Directional Antennas and at 2.4 GHz 2x2 MIMO - Internal Directional Antennas.



ARUBA 360 SERIES

High performance Wi-Fi 5 Wave 2 APs with single Gigabit uplink

- Supports 2x2:2SS and 80 MHz channel bandwidth (VHT80)
- Delivers data rates up to 867 Mbps in the 5 GHz band and 400 Mbps in the 2.4 GHz band
- Supports 80 MHz channel bandwidth (VHT80)

AP-365 includes 2.4-GHz and 5-GHz radios, each with 2x2 MIMO and integrated downtilt omnidirectional antennas.

AP-367 includes 2.4-GHz and 5-GHz radios, each with 2x2 MIMO and integrated directional antennas.

HAZARDOUS LOCATION ACCESS POINTS



ARUBA 570EX SERIES

High performance Wi-Fi 6 APs with dual radios and hazardous location certification

- Delivers aggregate data rates up to 3Gbps (HE80/HE40)
- 4x4:4SS and 160MHz channel capability on 5GHz, 2x2:2ss on 2.4GHz, MU-MIMO Support
- One 100/1000/2500BASE-T and one 100/1000 port
- Cost-effective connectivity for location and IoT devices using Wi-Fi, Bluetooth 5 and Zigbee
- Includes Aruba Air Slice for latency-sensitive IoT devices and applications, such as voice and video
- Aruba IPM allows AP to operate with switches that even have limited PoE budgets
- Supports all Aruba WLAN software capabilities including AIOps, ClientMatch, AirWatch, PEF, and fast roaming

AP-575EX – includes built-in omni-directional antennas – 5dBi @ 5GHz, 3.4dBi @ 2.4GHz

AP-577EX – includes built-in 90°Hx90°V Directional Antennas – 5.6dBi at 5 GHz and 6.8dBi at 2.4 GHz.



ARUBA 370EX SERIES

High performance Wi-Fi 5 Wave 2 APs with dual radios and hazardous location certification

- Supports 4x4:4SS and 160 MHz channel bandwidth (VHT160)
- Delivers data rates up to 1,733 Mbps in the 5 GHz band and 300 Mbps in the 2.4 GHz band
- Supports 160 MHz channel bandwidth (VHT160)

AP-375EX at 5 GHz 802.11ac 4x4 MU-MIMO includes Internal Omni Antennas and 2.4 GHz 802.11n 2x2 MIMO includes Internal Omni Antennas.

AP-377EX at 5 GHz 802.11ac 4x4 MU-MIMO includes Internal 80°H x 80°V Directional Antennas and 2.4 GHz 802.11n 2x2 MIMO includes Internal Directional Antennas.

POINT-TO-POINT OUTDOOR ACCESS POINTS



ARUBA 387 SERIES

Very High 802.11ad and 802.11ac Wave 2 performance for outdoor point-to-point connectivity

- Cost-effective and easy-to-deploy with automatic radio alignment
- Up to 3.37 Gbps of aggregate throughput (60GHz: 2.5Gbps and 5GHz: 867Mbps)
- Up to 400 meters of extended range
- IoT-ready with integrated Bluetooth Low Energy (BLE)
- Participates in Aruba's Dynamic Segmentation solution

REMOTE ACCESS POINTS AND HOSPITALITY

Aruba's Remote Access Point (RAP) solutions offer network extension capabilities for highly secure environments. A RAP can be deployed to extend both wired and wireless connectivity across public and untrusted networks, like LTE and the Internet, in a highly secure manner. RAP connectivity is centrally managed and meets all requirements for connectivity to unclassified networks as well as connectivity into classified networks up to Top Secret, in compliance with the CSfC program.



ARUBA 500H SERIES

Wi-Fi 6 APs for hospitality, branch offices and teleworking

- Supports all Wi-Fi 6 certification features including multi-user OFDMA and MU-MIMO
- Delivers state of the art security with WPA3 and Enhanced Open Wi-Fi standards
- Up to 1.5 Gbps of wireless throughput
- Dual-radio 2x2:2SS and 80 MHz channel bandwidth (HE80)
- Provides connectivity for maximum of 256 clients per radio (512 in total)
- Includes remote AP bundles

AP-505H has a USB port (AP-503H does not), and 4 downlink wired ports (AP-503H has two)

AP-505H can supply POE-PSE on two of those downlink ports (AP-503H does not support PSE)



ARUBA 303H SERIES

High performance Wi-Fi 5 Wave 2 APs for hospitality, branch offices and teleworking

- Dual-radio 2x2:2SS and 80 MHz channel bandwidth (VHT80)
- Delivers data rate of 867 Mbps in the 5 GHz band and up to 300 Mbps in the 2.4 GHz band
- Supports 80 MHz channel bandwidth (VHT80)
- Includes remote AP bundles

AP-303H includes 2 integrated dual-band moderately directional antennas.



ARUBA 203H SERIES

High performance Wi-Fi 5 APs for branch offices and hospitality environments

- Dual-radio 2x2:2SS and 80 MHz channel bandwidth (VHT80)
- Delivers data rates up to 867Mbps in the 5 GHz band and up to 400 Mbps in the 2.4 GHz band
- Supports 80 MHz channel bandwidth (VHT80)

AP-203H includes 2 integrated dual-band moderately directional antennas.



ARUBA 203R SERIES

Moderate performance Wi-Fi 5 APs for small branch offices and work from home

- Delivers data rates up to 867 Mbps in the 5 GHz band and up to 400 Mbps in the 2.4 GHz band
- Supports 80 MHz channel bandwidth (VHT80)
- Three (3) built-in Ethernet ports for devices such as printers, VoIP handsets, cameras

The 203RP variant adds the capability to supply POE power to an attached wired device.

BRIDGES



ARUBA 501 WIRELESS CLIENT BRIDGE

Links up to 15 Ethernet devices or an RS232 serial device to a wireless network at Gigabit speeds

- One dual-band three spatial-stream MIMO radio running up to 1.3 Gbps
- Support for IEEE 802.11b/g/n and 802.11a/n/ac WLAN networks
- Supports 3x3:3SS

GATEWAYS

Aruba's gateway portfolio consists of enterprise-class hardware for deployment in a distributed Wi-Fi and SD-Branch deployments. The gateways offer features that allow organizations to optimize Wi-Fi and Wired Segmentation experiences for end-users. Capabilities include high-performance traffic and data routing, IPSec tunnel termination for both VPN clients and site to site, role-based access, Per-User firewalling, Dynamic Segmentation and more.



ARUBA 9000 SERIES

Gateways suited for small to medium-size remote site deployments for SD-Branch and distributed WLAN. The 9000 series offers connectivity for up to 40 times maximum client density and up to 10 times the maximum throughput of typical small form factor remote site appliances.

- Aruba 9004 Series: 4x100/1000 BASE-T ports, 32 AP support - 4 Gbps FW - 2K users
- Aruba 9012 Series: 12x100/1000 BASE-T ports (6x802.3at PoE), 32 AP support - 6 Gbps FW - 2K users
- Aruba 9004-LTE Series: 4x100/1000 BASE-T ports with integrated LTE, 4 Gbps FW - 2K users¹
- Gateways can be clustered at each branch for high availability and resiliency



ARUBA 7200 SERIES

Optimized to ensure high performance Wi-Fi 6 connectivity, or large remote site and headend gateway capabilities. Select models support up to 32,000 mobile clients. Each delivers stateful firewall policy enforcement at up to 100 Gbps – capacity and speed for any use case.

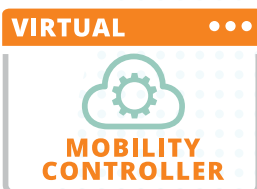
- Aruba 7280 Series: 2048 AP support, 40 Gbps FW-32K users
- Aruba 7240XM Series: 2048 AP support, 40 Gbps FW-32K users
- Aruba 7220 Series: 1024 AP support, 40 Gbps FW-24K users
- Aruba 7210 Series: 512 AP support, 20 Gbps FW-16K users
- Aruba 7205 Series: 256 AP support, 15 Gbps FW-8K users



ARUBA 7000 SERIES

Optimized for SD-Branch, smaller WLAN Deployments, or remote site connectivity, while reducing the cost and complexity of deployment and management.

- Aruba 7030 Series: 64 AP support – 8 Gbps FW - 4K users
- Aruba 7024 Series: 32 AP support – 4 Gbps FW - 2K users
- Aruba 7010 Series: 32AP support – 4 Gbps FW - 2K users
- Aruba 7008 Series: 16 AP support – 2 Gbps FW - 1K users
- Aruba 7005 Series: 16 AP support – 2 Gbps FW - 1K users



ARUBA MOBILITY CONTROLLER - VIRTUAL APPLIANCE

Deployed as a Virtual Appliance (VA), the Mobility Controller (MC-VA) runs on ArubaOS 8 and provides a flexible deployment alternative to hardware mobility controllers and gateways (72xx and 7xxx). The VA form factor allows deployment of Aruba WLAN and remote site capabilities on specialized hardware where size weight and power are of concern, often in the tactical environment.

- MC-VA-50 – 50 AP, 800 clients
- MC-VA-250 – 250 AP, 4K clients
- MC-VA-1K – 1000 AP, 16K clients

¹ The 9004-LTE series does not support distributed WLAN deployments



ARUBA MOBILITY CONDUCTOR - VIRTUAL OR HARDWARE

A next generation WLAN orchestration platform that can be deployed as hardware or virtual appliances (VA). The Aruba Mobility Conductor provides orchestration of up to 10,000 Controllers and Access Points and management of up to 100,000 client devices. The Mobility Conductor features high availability with hitless failover in an unlikely event of a controller outage. It also supports live upgrades of managed devices with no downtime and automatic RF optimization for high density environments.

- Aruba Mobility Conductor Virtual Appliance supports 50/500/1,000/5,000/10,000 devices
- Aruba Mobility Conductor Hardware Appliance supports 1000/5,000/10,000 devices



ARUBA VIRTUAL GATEWAY

Deployed in public cloud infrastructure, such as Amazon Web Services virtual private cloud (AWS VPC) or Microsoft Azure Virtual Network (VNet). These software-only gateways serve as a headend gateway for seamless and secure connectivity for each branch, as well as data center locations connected to public clouds.

- Aruba Virtual Gateway License: 500 Mbps throughput, up to 16 virtual CPUs and 1600 tunnels
- Aruba Virtual Gateway License: 2 Gbps throughput, up to 16 virtual CPUs and 4096 tunnels
- Aruba Virtual Gateway License: 4 Gbps throughput, up to 16 virtual CPUs and 8192 tunnels

SWITCHES

From small to large organizations, Aruba's comprehensive switching portfolio includes solutions that are ideal for access, aggregation, core, and the data center. Next-gen Aruba CX (AOS-CX) switching software and portfolio with fixed ports or modular chassis that offer non-blocking speeds from 1GbE to 100GbE. This provides the flexibility to start with a needed port count and scale to full-density switches as you grow – all with the built-in automation and analytics that your business and IT team requires. Features include high resiliency redundant management, fabric, power, and fans and industry-standard high power PoE and HPE Smart Rate multi-gigabit ports.



ARUBA CX 8400 SWITCH SERIES

Carrier-class 8 slot chassis based on a fully resilient design creates a highly available network for today's most demanding campus core and data center networks. Fully programmable AOS-CX software delivers automation with built-in monitoring and analytics to improve visibility and troubleshooting.

- High performance 19.2 terabits per second switching (1.2Tbps/slot) capacity
- Aruba Virtual Switching Extension (VSX) for high availability, redundant management, power, and fabric
- Built-in REST APIs and Python scripts for complete automation and programmability
- Intelligent monitoring, visibility and remediation with Aruba Network Analytics Engine
- One touch deployment with the Aruba CX Mobile App
- Aruba NetEdit support for automated configuration and verification
- Advanced Layer 2/3 feature set includes BGP, EVPN, OSPF, VRF-Lite, and IPv6
- High density, line rate 10GbE/25GbE/40GbE/100GbE connectivity



ARUBA CX 8360 SWITCH SERIES

The Aruba CX 8360 Switch Series offers a flexible and innovative approach to addressing the application, security, and scalability demands of the mobile, cloud, and IoT era. These switches serve the needs of the next-generation core and aggregation layer of campuses, as well as virtual and highly dynamic data center environments.

- High-performance 2.4Tbps and 1,145 Mpps
- Intelligent monitoring and visibility with Aruba Network Analytics Engine
- High availability with industry-leading VSX redundancy, and redundant power supplies and fans Designed for core/aggregation in the campus or Top of Rack or End of Row in data center environments
- MACsec secured connectivity over untrusted domains
- ArubaOS-CX automation and programmability using built-in REST APIs and Python scripts
- Advanced Layer 2/3 feature set includes BGP, OSPF, VRF, and IPv6
- Compact 1U switch with 1/10/25GbE and 40/100GbE connectivity



ARUBA CX 8325 SWITCH SERIES

Modern family of stackable switches designed for high scalability in aggregation, core, top of rack (ToR) and end of rack (EoR) deployments. Compact 1U switches provide wire speed 10/25/40/100 GbE connectivity with options for front-to-back or back-to-front cooling.

- High performance 6.4Tbps with 2,000 Mpps
- High availability with industry-leading VSX redundancy, and redundant power supplies and fans
- Built-in REST APIs and Python scripts for complete automation and programmability
- Advanced Layer 2/3 feature set includes BGP, OSPF, VRF-Lite, and IPv6
- Dynamic VXLAN with BGP-EVPN for deep segmentation in data center and campus networks
- Intelligent monitoring, visibility, and remediation with Aruba Network Analytics Engine
- One touch deployment with the Aruba CX Mobile App
- Aruba NetEdit support for automated configuration and verification



ARUBA CX 8320 SWITCH SERIES

High performance Layer 3 campus core and aggregation switches with modern, fully programmable AOS-CX and 2.5 Tbps of switching capacity. The 8320 also serves as a top of rack (ToR) switch for data centers needing 10GbE connectivity to servers and 40GbE to the spine.

- High performance 2.5Tbps with 1,905MPPS
- High availability with Aruba Virtual Switching Extension (VSX), and redundant, hot-swappable power supplies and fans
- Built-in REST APIs and Python scripts for complete automation and programmability
- Intelligent monitoring, visibility, and remediation with Aruba Network Analytics Engine
- One touch deployment with the Aruba CX Mobile App
- Aruba NetEdit support for automated configuration and verification
- Advanced Layer 2/3 feature set includes BGP, OSPF, VRF, and IPv6
- Compact 1U switches with 1/10GbE (SFP/SFP+ and 10GBASE-T) and 40GbE connectivity



ARUBA CX 6400 SWITCH SERIES

Family of high availability modular switches ideal for use from access to core and into the data center. Versatile 5 and 10 slot chassis support speeds of up to 100GbE, high power PoE, and multi-gigabit Ethernet.

- Powerful modular Layer 3 switches with BGP, EVPN, VXLAN, VRF, and OSPF with robust security and QoS
- High performance switching with up to 28 Tbps with 20 Bpps
- High availability with industry-leading VSX redundancy and redundant power supplies and fans
- Full density HPE Smart Rate (1/2.5/5GbE) multi-gigabit, 60W PoE and SFP+ modules
- High speed, non-blocking 1GbE, 10GbE, 25GbE, 40GbE, 50GbE and 100GbE
- Intelligent monitoring, visibility, and remediation with Aruba Network Analytics Engine
- One touch deployment with the Aruba CX Mobile App
- Aruba NetEdit support for automated configuration and verification
- Aruba Dynamic Segmentation for secure and easy-to-manage user and IoT access



ARUBA CX 6300 SWITCH SERIES

Modern, flexible and intelligent family of stackable switches ideal for enterprise access, aggregation and core deployments. This series has built-in high-speed uplinks and include models with 24 SFP+ ports and full density 60W PoE with multi-gigabit Ethernet for a high-performance network.

- Stackable Layer 3 switches with BGP, EVPN, VXLAN, VRF, and OSPF with robust security and QoS
- High performance 880 Gbps system switching capacity, 660 MPPS of system throughput and up to 200 Gbps stacking bandwidth
- Compact 1U switches with full density HPE Smart Rate (1/2.5/5GbE) multi-gigabit, 60W PoE and SFP+ models
- Built-in 10GbE/25GbE/50GbE uplinks
- Intelligent monitoring, visibility, and remediation with Aruba Network Analytics Engine
- Power-to-port switch bundle with back-to-front airflow ideal for data center 1GbE ToR and OOBM deployments
- One touch deployment with the Aruba CX Mobile App
- Aruba NetEdit support for automated configuration and verification
- Aruba Dynamic Segmentation for secure and easy-to-manage user and IoT access



ARUBA CX 6200 SWITCH SERIES

Family of stackable access switches ideal for enterprise branch offices, campuses, and SMB networks. Switch series have built-in uplinks, models with PoE and introduce industry leading monitoring and troubleshooting capabilities to the access layer.

- Enterprise-class connectivity with support for ACLs, robust QoS and common protocols such as static and Access OSPF routing
- Scalability with 8-member switch VSF stacking
- Convenient built-in 1/10GbE uplinks and up to 740W of Class 4 PoE
- Intelligent monitoring, visibility, and troubleshooting with Aruba Network Analytics Engine
- Simple, one touch deployment with the Aruba CX Mobile App
- Aruba NetEdit support for automated configuration and verification
- Aruba Dynamic Segmentation for secure and easy-to-manage user and IoT access



ARUBA CX 6100 SWITCH SERIES

Family of entry level access switches ideal for branch offices, mid-market enterprise, and SMB networks. This series is ready for simple deployment with plenty of PoE for IoT, fast 10GbE uplinks and robust security features like ACLs and static routing to help protect your network. Easy-to-use configuration tools enable error-free installs with choice of management to best fit network requirements.

- Enterprise-class Layer 2 connectivity with support for ACLs, robust QoS, static routing, and IPv6
- High speed 1/10GbE uplinks built-in
- IOT ready with up to 370W of Class 4 PoE for powering access points and the latest IoT devices
- Right size deployment with 12, 24, and 48 port 1U models
- Quiet deployment with compact and fanless 12 port PoE model
- Aruba NetEdit support for automated configuration and verification



ARUBA 5400R ZL2 SWITCH SERIES

Scalable, versatile, and modular advanced Layer 3 access and aggregation switching solution with powerful 2 Tbps backplane and low 2.1 us latency.

- Advanced 3 feature set includes OSPF, IPv6/IPv4 routing, BGP, Tunnel Node, robust QoS policy-based routing and VSF stacking with no software licensing required
- 6 and 12 slot compact chassis
- Scalable line rate 40GbE for wireless traffic aggregation
- Redundant management and power
- Supports up to 96 10 GbE ports, 96 HPE Smart Rate multi-gig ports, or 288 1 GbE ports
- High density PoE+ (288 ports full PoE+) capable



ARUBA 3810 SWITCH SERIES

Advanced Layer 3 access and aggregation 1U switching solution with backplane stacking, low latency and resiliency.

- Advanced L3 with OSPF, BGP, MACsec, VRRP, Tunnel Node with no software licensing required
- 24 or 48 gigabit ports, Smart Rate multi-gig model and 16 port SFP+ model
- 10 chassis backplane stacking
- Modular 10 GbE SFP+, HPE Smart Rate multi-gig ports and 40GbE QSFP+ uplinks
- Up to 1440 W PoE+ for powering APs, cameras and IoT devices



ARUBA 2930M SWITCH SERIES

High performance and scalable Layer 3 access switching solution with redundant and modular power, modular uplinks and modular stacking.

- Layer 3 switch series with static, RIP and Access OSPF routing, Tunnel Node, ACLs, sFlow, IPv6 with no software licensing required.
- 24 and 48 port Gigabit models and Smart Rate multi-gig Ethernet models with 8 or 24 built-in ports
- Scalable and resilient with 10 chassis backplane stacking
- Modular 10 GbE SFP+, HPE Smart Rate multi-gig ports and 40 GbE QSFP+ uplinks
- Up to 1440 W PoE+ for powering APs, cameras and IoT devices
- Two models support 802.3bt PoE



ARUBA 2930F SWITCH SERIES

High performance and cost-effective Layer 3 access fixed port switching solution with stacking for increased performance and redundancy.

- Layer 3 switch series with static, RIP and Access OSPF routing, Tunnel Node, ACLs, sFlow, IPv6 with no software licensing required
- 8, 24 and 48 port Gigabit ports
- 8 chassis stacking with Virtual Switching Framework (VSF)
- Built-in 1 GbE or 10 GbE uplinks
- Up to 740 W PoE+ for powering APs, cameras and IoT devices



ARUBA 2540 SWITCH SERIES

A robust and easy to deploy Layer 2+ access switching solution that offers enhanced security and 10GbE uplinks, RIP and static routing, and flexible management.

- Supports static and RIP routing, ACLs, sFlow, IPv6 with no software licensing required
- 24 or 48 ports of Gigabit
- Convenient built-in 10 GbE uplinks
- Up to 370 W PoE+ for powering APs, cameras and IoT devices

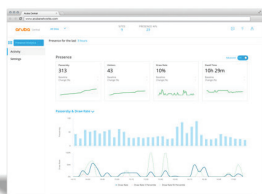


ARUBA 2530 SWITCH SERIES

A cost-effective, reliable and secure Layer 2 access switching solution that delivers entry level features for small-to-midsize businesses.

- Supports ACLs, sFlow, and IPv6 with no software licensing required
- 8, 24, 48 port 10/100 and Gigabit switches
- Up to 370 W PoE+ for powering APs, cameras and IoT devices
- Energy efficient Ethernet, quiet fan-less models and low power mode settings

OPERATIONS AND MANAGEMENT



ARUBA CENTRAL: CLOUD AND ON-PREMISES OPTIONS

A modern microservices solution for intuitive, secure, and cost-effective multi-site management and operations of Aruba ESP infrastructure and software, which includes wired, wireless and SD-WAN components. Includes AIOps visibility, user and application optimization, SD-WAN orchestration, as well as options for managed guest access, presence and connectivity analytics.

Available per 1, 3, 5, 7 or 10-year subscriptions; licensed per managed network device.



ARUBA USER EXPERIENCE INSIGHT (UXI)

A cloud hosted network service assurance solution designed to find network and application issues, and provide troubleshooting and optimization guidance to improve the day-to-day user experience. With on-site sensors, UXI conducts synthetic network and application monitoring and testing from the edge to the cloud that is instantly viewable from a simple-to-use web dashboard.

Sensors are needed for on-premises use - per location or area.

- G-Series: integrated Wi-Fi, Gigabit Ethernet, Cellular, and Bluetooth 5
- F-Series: integrated Wi-Fi, Gigabit Ethernet, and Cellular

Available 1, 3, or 5-year subscriptions; licensed per managed sensor.



ARUBA AIRWAVE: ON-PREMISES

A traditional multivendor network operations system for enterprise-grade wired and wireless infrastructure management and monitoring. Includes granular app, RF, and connectivity analytics with insight that allows for streamlined and centrally managed troubleshooting and controls.

Available in hardware or virtual appliances; licensed per managed network device.



ARUBA FABRIC COMPOSER

Aruba Fabric Composer is an intelligent, API-driven, software-defined orchestration solution that simplifies and accelerates leaf-spine network provisioning and day-to-day operations across rack-scale compute and storage infrastructure. Some of its key features include:

- Data Center Ecosystem Integration
- Powerful End-to-End Visualization of Virtual and Physical Components
- Event-based Workflow Automation
- Workload Visibility
- Workload Optimization
- Global Network Control

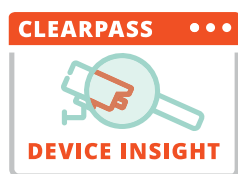
ENTERPRISE-CLASS SECURITY SOLUTIONS



ARUBA ZERO TRUST SECURITY

An integrated security framework for networking and security teams that provides visibility and network control, for the devices and users that connect from anywhere. Aruba combines security components across the campus, branch and cloud-connected network infrastructure for added security, advanced threat detection and response, and secure network access control. Protects millions of users and IoT devices, and the vast amounts of distributed data generated today.

NETWORK ACCESS CONTROL (NAC)



CLEARPASS DEVICE INSIGHT

A modern cloud solution that addresses the most stringent visibility requirements for today's diverse network environments. Broadly and accurately profiles all wireless and wired connected devices – providing contextual information from traditional IT managed devices to previously undetected IoT devices such as cameras, medical equipment and other hard to detect endpoints. Contextual information may include device type, vendor, hardware version, and behavior, including applications and resources accessed. Classify unknown devices and provide classification recommendations with ClearPass Device Insight.

Subscription license options

- 1, 3 and 5-year subscriptions
- 100, 500, 1K, 2.5K, 5K, 10K, 25K, 50K, and 100K increments



ARUBA CLEARPASS POLICY MANAGER

Provides role and device-based network access control for employees, contractors and guests across any multivendor wired, wireless and VPN infrastructure. With a built-in context-based policy engine, RADIUS, TACACS+, Non-RADIUS enforcement options, device profiling, posture assessment, onboarding, and guest access options, ClearPass is unrivaled as a foundation for network security in organizations of any size.

ClearPass Policy Manager is available as virtual and hardware appliances and can be deployed in a cluster to increase scalability and redundancy.

Hardware Appliance options

- Aruba ClearPass C1000 S-1200 R4 HW-Based Appliance
- Aruba ClearPass C2010 DL20 Gen10 HW-Based Appliance
- Aruba ClearPass C3010 DL360 Gen10 HW-Based Appliance

Virtual Appliance options

- Aruba ClearPass Cx000V VM-Based Appliance

Perpetual license options (per concurrent endpoints)

- Access for Aruba ClearPass Policy Manager: 100, 500, 1K, 2.5K, 5K, 10K increments

Subscription licenses options (per concurrent endpoints)

- 1/3/5 Year Access for Aruba ClearPass Policy Manager: 100, 500, 1K, 2.5K, 5K, 10K increments



CLEARPASS GUEST

A Policy Manager feature that allows IT to automate guest access for users - visitors, contractors and employees - to securely connect to the Internet on personally owned Wi-Fi or Ethernet enabled devices. Context can be used to permit specific device types, days of use, hours, bandwidth used and more.

Guest use is included in the base Policy Manager Access Licensing. You do have to ensure that you have adequate Policy Manager capacity to connect guests and IT-managed internal devices.



CLEARPASS ONBOARD

A Policy Manager module that provides automated provisioning of any Windows, macOS, iOS, Android, Chromebook, and Ubuntu devices via a user driven self-guided portal. Network details, security settings and unique device identity certificates are automatically configured on authorized devices. Cloud identity services like Microsoft Azure Active Directory and Google G Suite can also be used as identity providers with Onboard for secure certificate enrollment.

Perpetual license options (per user)

- Onboard for Aruba ClearPass Policy Manager: 100, 500, 1K, 2.5K, 5K, 10K increments

Subscription licenses options (per user)

- 1/3/5-Year: 100, 500, 1K, 2.5K, 5K, 10K increments



CLEARPASS ONGUARD

A Policy Manager module that leverages persistent and dissolvable agents to perform advanced endpoint posture assessments over wireless, wired and VPN connections. OnGuard's health-check capabilities ensure compliance and network safeguards before devices connect. The persistent agent also provides additional security by continually monitoring the endpoint for compliance violations.

Perpetual license options (per installed endpoint)

- OnGuard for Aruba ClearPass Policy Manager: 100, 500, 1K, 2.5K, 5K, 10K increments

Subscription licenses options (per installed endpoint)

- 1 or 3-Year: 100, 500, 1K, 2.5K, 5K, 10K increments

SOFTWARE VPN CLIENT



ARUBA VIRTUAL INTRANET ACCESS (VIA)

Aruba VIA offers secure IPSec VPN connectivity to on-premises hosted services for end-users working from home or connecting from public or private WLANs. The VPN client is available for Android, iOS, Linux, MacOS and Windows platforms. Aruba VIA meets all security requirements for both unclassified and classified networks up to Top Secret in compliance with the CSfC program.

Available as an ArubaOS per-concurrent-session license

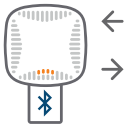
LOCATION SERVICES

Aruba's Location Services portfolio enables organizations such as enterprises, retailers, hotels, casinos, airports, stadiums, and hospitals to use location to engage with customers and employees in new and creative ways. Use cases include indoor way-finding, proximity-based notifications, asset tracking, location sharing and more. Engagement via mobile apps helps improve user interaction and experiences, while streamlining processes. Organizations can easily leverage built-in Bluetooth technology in Aruba AP's to create a location services ready network.



ARUBA MERIDIAN LOCATION SERVICES PLATFORM

Meridian is a cloud-based software platform that allows organizations to manage mobile engagement and asset tracking services, and create or improve location-aware mobile apps. The platform includes a comprehensive location mapping engine, proximity-based campaigns editor, and apps specific visibility and reporting functions.



ARUBA BEACONS

Beacons use Bluetooth technology to enable a "blue dot" wayfinding experience with turn-by-turn directions or to enable proximity-aware campaigns and push notifications. Both standalone beacons and those in Aruba AP's can be used in conjunction with the Meridian platform.



ARUBA TAGS

Aruba Tags are small, Bluetooth-based devices that are attached to valued assets for tracking and location purposes. When used with the Aruba Meridian platform, Aruba Tags enable businesses to easily find physical assets within indoor and outdoor locations that are utilizing Bluetooth-enabled Aruba Wireless APs.

SMALL BUSINESS SOLUTIONS

The Aruba Instant On family of products is intended to satisfy the needs of businesses that range from 1 to 99 employees or users. The portfolio includes indoor/outdoor Wi-Fi access points (APs) and switches designed to deliver secure, high-speed connectivity with hassle-free set-up and management, all with the quality, performance and exceptional support that customers expect from Aruba.

These products are not intended to directly map to Aruba's existing products from a feature or management perspective. The intended customer consists of small retailers, boutique hoteliers, start-ups and similar businesses. There is also not direct upgrade path from Aruba Instant On products to Aruba Enterprise products. Aruba Instant On products are sold exclusively through Aruba partners.

Each of these products comes with Limited Lifetime Support that includes 24X7 phone support for the first 90 days and chat support for the entire warranty period.

ACCESS POINTS



ARUBA INSTANT ON AP11

A great access point for the small retail shop or home office where email and light surfing are your primary activities.

- Wi-Fi 5, 2x2 ceiling or wall mount access point
- Aruba Instant On operating system and cloud/mobile app management
- Gigabit Ethernet with PoE support
- Max data rate: 1167 Mbps for 25 users. 50 devices.
- WPA2/WPA3, URL/website blocking, built-in firewall, app categorization



ARUBA INSTANT ON AP11D

Perfect for the desktop or shelf in a small store where built-in Ethernet ports meet needed convenience and space requirements.

- Wi-Fi 5, 2x2 desktop or wall mount access point
- Aruba Instant On operating system and cloud/mobile app management
- Smart Wi-Fi Mesh support
- 4 - Gigabit Ethernet ports with PoE support
- Max data rate: 1167 Mbps for 25 users. 50 devices.
- WPA2/WPA3, URL/website blocking, built-in firewall, app categorization



ARUBA INSTANT ON AP12

An access point designed for moderate to small boutique hotels, the busy café or where you're seeing a steady stream of guests and video apps. A step in the right direction for faster Wi-Fi mesh performance.

- Wi-Fi 5, 3x3 ceiling or wall mount access point
- Aruba Instant On operating system and cloud/mobile app management
- Smart Wi-Fi Mesh support
- Gigabit Ethernet ports with PoE support
- Max data rate: 1600 Mbps for 50 users. 75 devices.
- WPA2/WPA3, URL/website blocking, built-in firewall, app categorization

**ARUBA INSTANT ON AP15**

The Wi-Fi answer for locations where heavy unified communications and high-performance streaming is needed. Also, the fastest mesh performance possible.

- Wi-Fi 5, 4x4 ceiling or wall mount access point
- Aruba Instant On operating system and cloud/mobile app management
- Smart Wi-Fi Mesh support
- Gigabit Ethernet ports with PoE support
- Max data rate: 2033 Mbps for 75 users. 100 devices.
- WPA2/WPA3, URL/website blocking, built-in firewall, app categorization

**ARUBA INSTANT ON AP17**

The access point for the small patio, pool area or receiving dock that lets your users enjoy the outdoors.

- Wi-Fi 5, 2x2 outdoor access point
- Aruba Instant On operating system and cloud/mobile app management
- Gigabit Ethernet with PoE support
- Max data rate: 1167 Mbps for 25 users. 50 devices.
- WPA2/WPA3, URL/website blocking, built-in firewall, app categorization

**ARUBA INSTANT ON AP22**

The access point for reimagined offices, schools, and retail/hospitality.

- First Wi-Fi Certified 6TM (Wi-Fi 6) Aruba Instant On access point
- Fast 802.11ax, 2X2:2
- Smart Mesh Wi-Fi support
- Mandatory 802.11ax feature-set: OFDMA, TWT, 1024-QAM, BSS Coloring
- Built-in Wi-Fi router/gateway functionality
- Integrated Bluetooth
- Easy-to-use web and mobile app for setup and management
- Application classification, control and visibility

SWITCHES



ARUBA INSTANT ON 1930 SERIES

Seven models of Layer 2+, cloud-managed switches ideal for businesses with limited IT staff. The series comes with the flexibility to choose from 8, 24, or 48 models, with and without PoE.

- Plug and play switches designed to work with Instant On APs and management solutions
- Supports Class4 PoE (i.e. PoE+) for models that support PoE
- 24 and 48 port models include four SFP/SFP+ transceiver slots that support 1 Gbps or 10-Gbps
- Managed via Instant On cloud-management (mobile app and/or web portal) or local web GUI
- Includes IEEE 802.1X, VLAN support and other common industry standards

For detailed product information, individual datasheets can be viewed or downloaded at:
<https://www.arubanetworks.com/>