

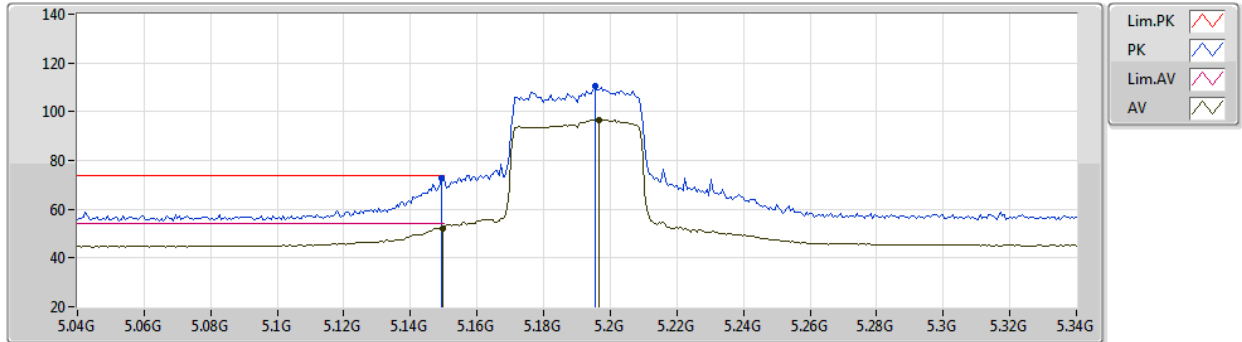


Band Edge and Fundamental Emissions

Operating Mode 802.11ax 40MHz / Nss 1 MCS 0 / TXBF 1S2T / Ant. 1 + Ant. 2 / CH38 **Polarization** V

**802.11ax HEW40-BF_Nss1,(MCS0)_2TX
5190MHz_TX**

08/06/2020



EUT Y_2TX
Setting 79
04-E-P-2-10

Type	Freq (Hz)	Level (dBuV/m)	Limit (dBuV/m)	Margin (dB)	Raw (dBuV)	Dist (m)	Condition	Azimuth (°)	Height (m)	Comment	AF (dB)	CL (dB)	PA (dB)
PK	5.1492G	72.85	74.00	-1.15	68.07	3	Vertical	263	1.77	-	33.05	5.10	33.37
AV	5.1498G	52.13	54.00	-1.87	47.35	3	Vertical	263	1.77	-	33.05	5.10	33.37
PK	5.1954G	110.28	Inf	-Inf	105.43	3	Vertical	263	1.77	-	33.10	5.13	33.38
AV	5.1966G	96.68	Inf	-Inf	91.83	3	Vertical	263	1.77	-	33.10	5.13	33.38

Note 1: Frequencies within 5150~5250 are the fundamental frequencies at 5190MHz

Note 2: Measurement receive antenna polarization: H (Horizontal), V (Vertical)

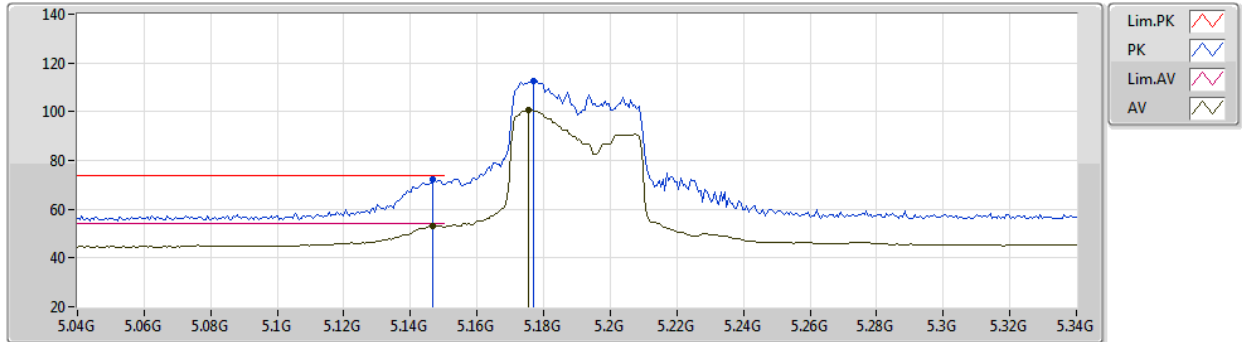


Band Edge and Fundamental Emissions

Operating Mode | 802.11ax 40MHz / Nss 1 MCS 0 / TXBF 1S2T / Ant. 1 + Ant. 2 / CH38 | **Polarization** | H

**802.11ax HEW40-BF_Nss1,(MCS0)_2TX
5190MHz_TX**

08/06/2020



EUT_Y_2TX
Setting 79
04-E-P-2-10

Type	Freq (Hz)	Level (dBuV/m)	Limit (dBuV/m)	Margin (dB)	Raw (dBuV)	Dist (m)	Condition	Azimuth (°)	Height (m)	Comment	AF (dB)	CL (dB)	PA (dB)
PK	5.1468G	72.43	74.00	-1.57	67.65	3	Horizontal	31	1.55	-	33.05	5.10	33.37
AV	5.1468G	53.24	54.00	-0.76	48.46	3	Horizontal	31	1.55	-	33.05	5.10	33.37
PK	5.1768G	112.40	Inf	-Inf	107.58	3	Horizontal	31	1.55	-	33.08	5.12	33.38
AV	5.1756G	100.67	Inf	-Inf	95.85	3	Horizontal	31	1.55	-	33.08	5.12	33.38

Note 1: Frequencies within 5150~5250 are the fundamental frequencies at 5190MHz

Note 2: Measurement receive antenna polarization: H (Horizontal), V (Vertical)

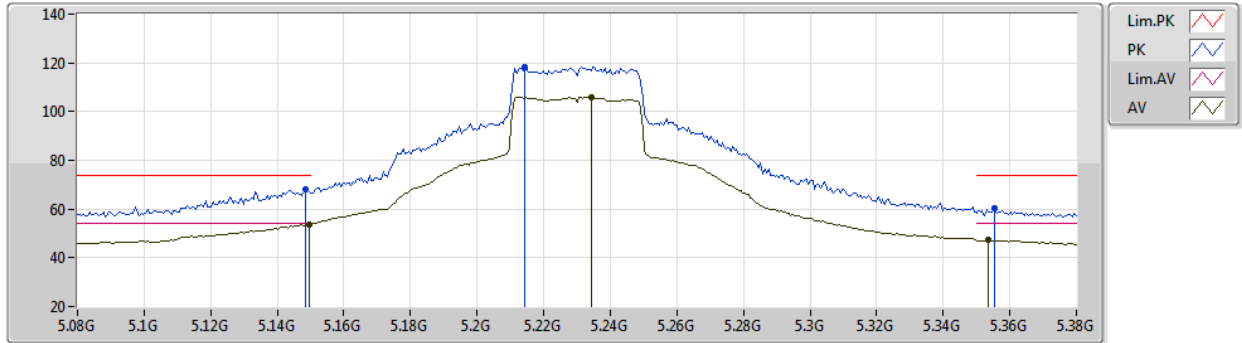


Band Edge and Fundamental Emissions

Operating Mode 802.11ax 40MHz / Nss 1 MCS 0 / TXBF 1S2T / Ant. 1 + Ant. 2 / CH46 **Polarization** V

**802.11ax HEW40-BF_Nss1,(MCS0)_2TX
5230MHz_TX**

08/06/2020



EUT Y_2TX
Setting 100
04-E-L-2-10

Type	Freq (Hz)	Level (dBuV/m)	Limit (dBuV/m)	Margin (dB)	Raw (dBuV)	Dist (m)	Condition	Azimuth (°)	Height (m)	Comment	AF (dB)	CL (dB)	PA (dB)
PK	5.1484G	67.98	74.00	-6.02	63.20	3	Vertical	187	2.97	-	33.05	5.10	33.37
AV	5.1496G	53.79	54.00	-0.21	49.01	3	Vertical	187	2.97	-	33.05	5.10	33.37
PK	5.2144G	118.14	Inf	-Inf	113.27	3	Vertical	187	2.97	-	33.11	5.14	33.38
AV	5.2342G	106.12	Inf	-Inf	101.22	3	Vertical	187	2.97	-	33.13	5.15	33.38
PK	5.3554G	60.19	74.00	-13.81	55.00	3	Vertical	187	2.97	-	33.37	5.21	33.39
AV	5.3536G	47.19	54.00	-6.81	42.01	3	Vertical	187	2.97	-	33.36	5.21	33.39

Note 1: Frequencies within 5150~5250 are the fundamental frequencies at 5230MHz
 Note 2: Measurement receive antenna polarization: H (Horizontal), V (Vertical)

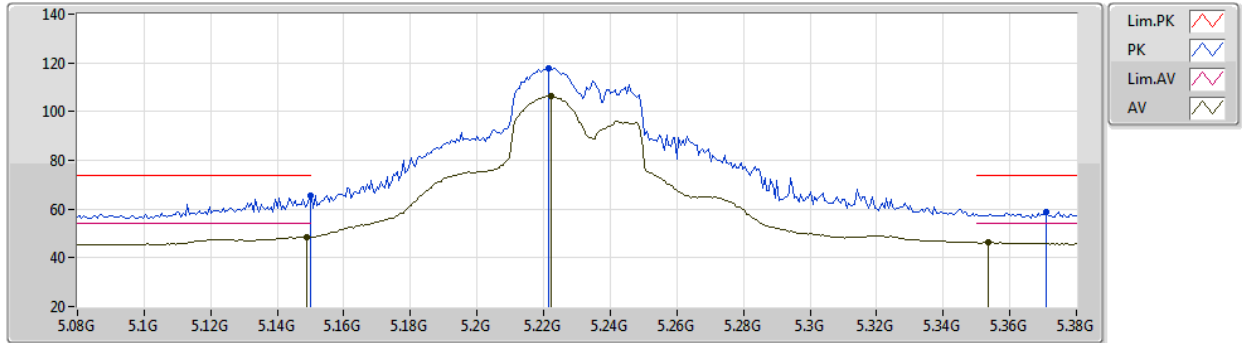


Band Edge and Fundamental Emissions

Operating Mode 802.11ax 40MHz / Nss 1 MCS 0 / TXBF 1S2T / Ant. 1 + Ant. 2 / CH46 Polarization H

802.11ax HEW40-BF_Nss1,(MCS0)_2TX
5230MHz_TX

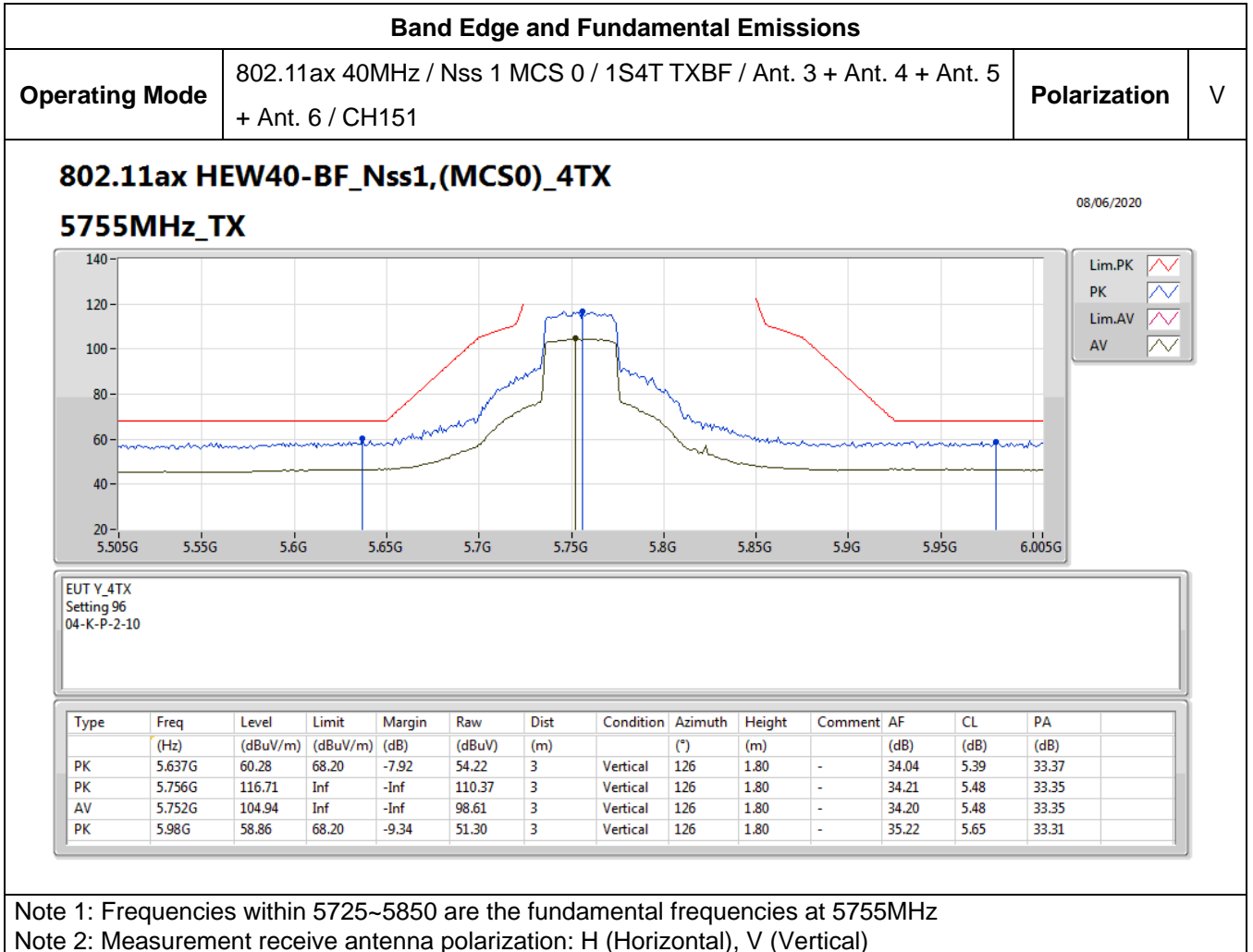
08/06/2020

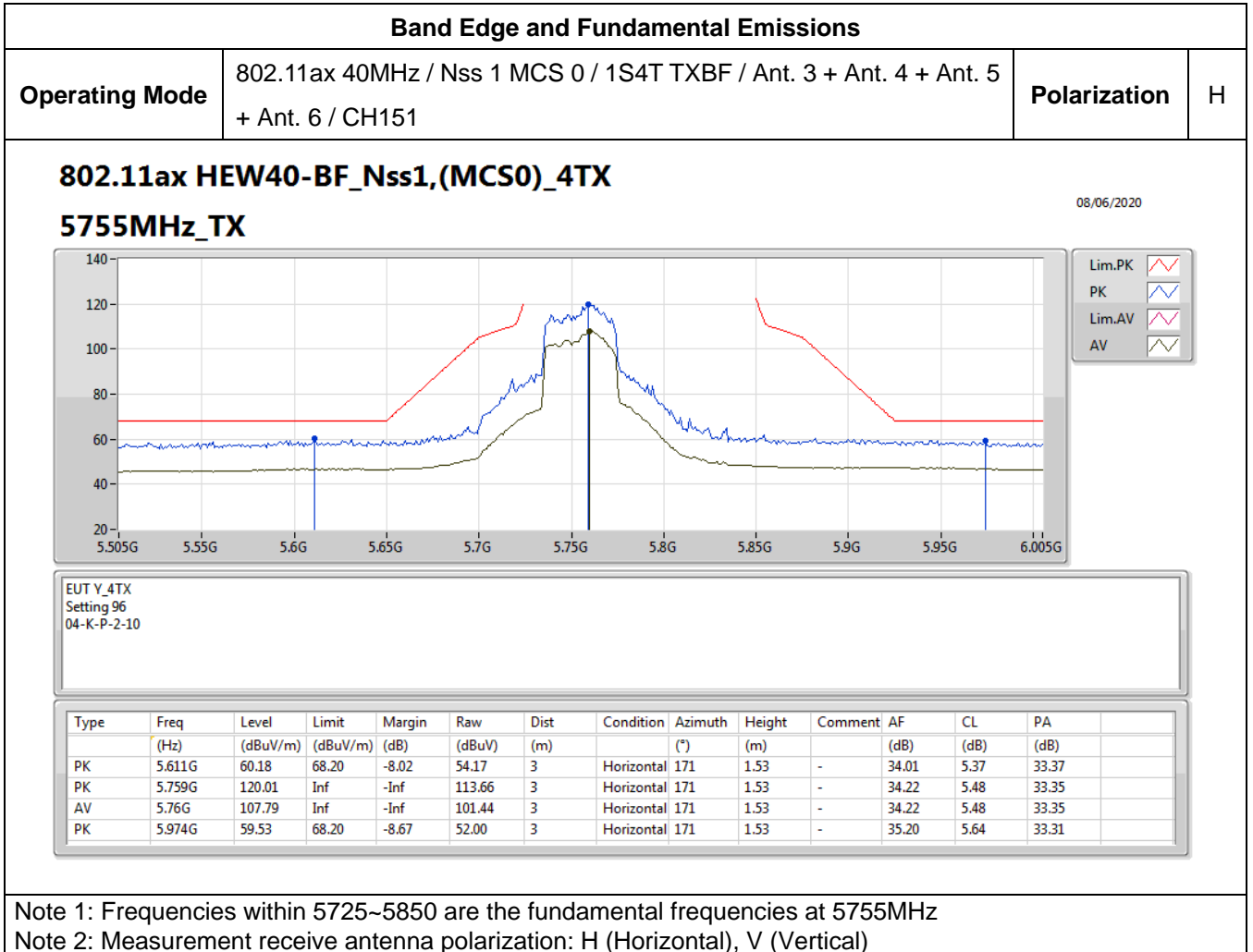


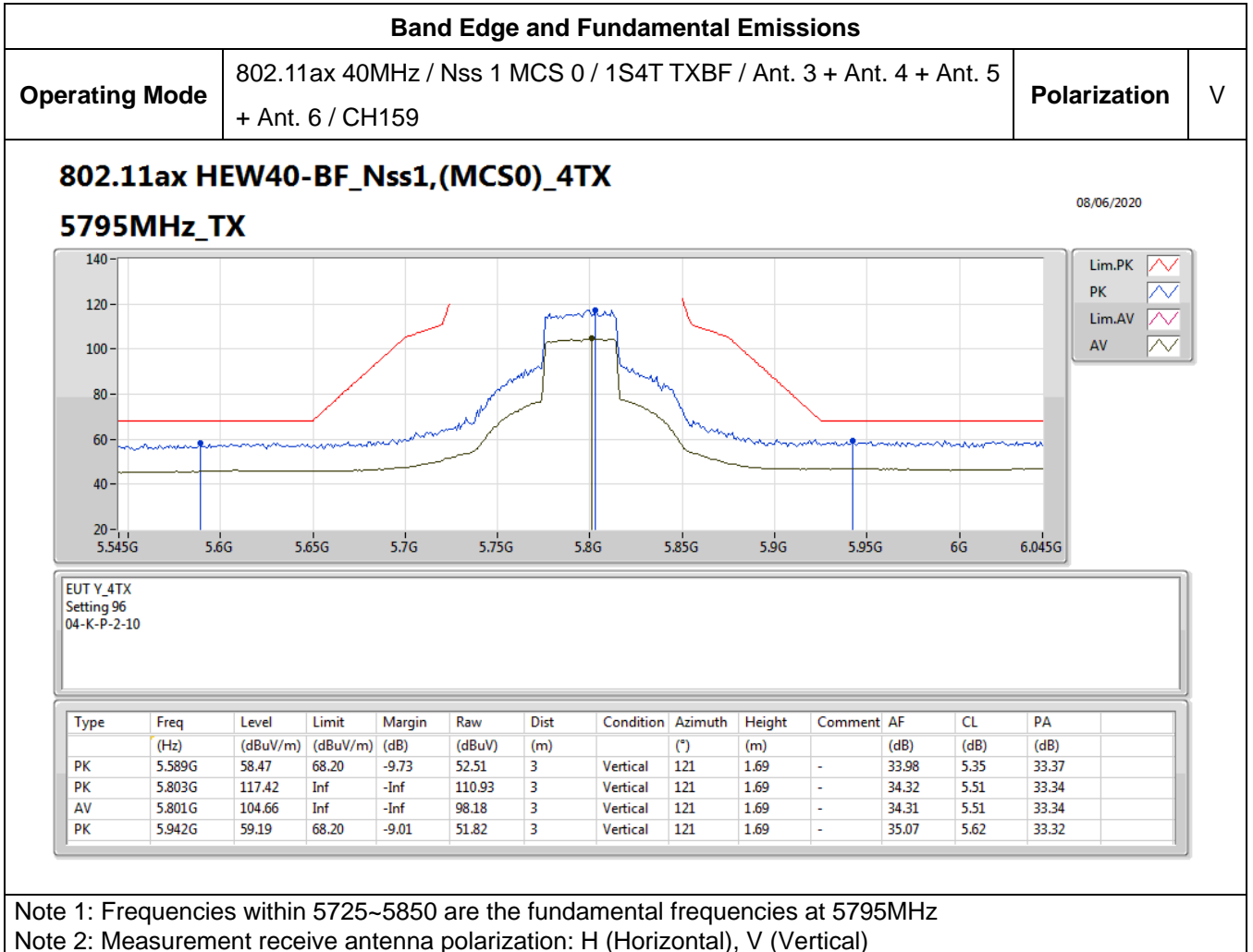
EUT Y_2TX
Setting 100
04-E-L-2-10

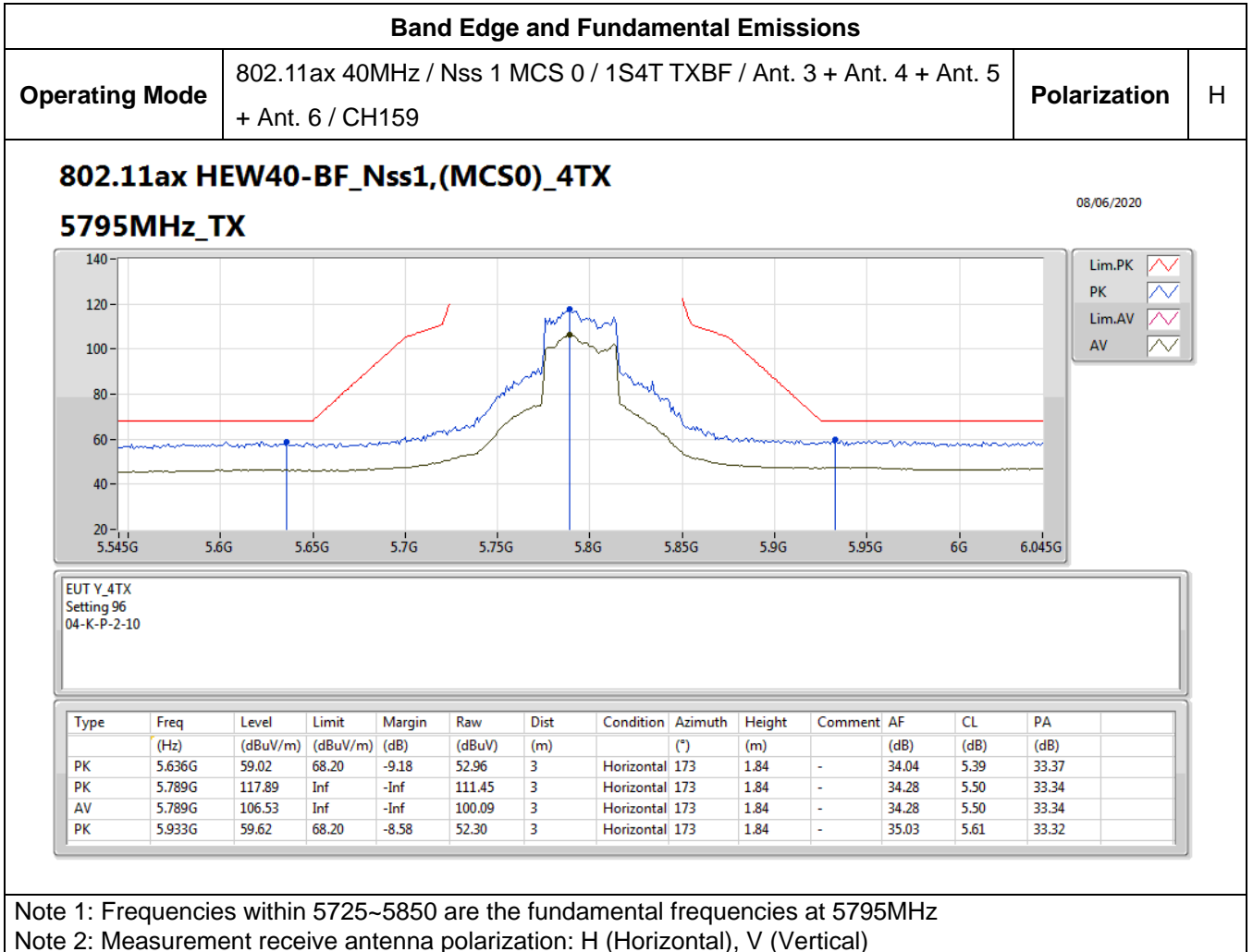
Type	Freq (Hz)	Level (dBuV/m)	Limit (dBuV/m)	Margin (dB)	Raw (dBuV)	Dist (m)	Condition	Azimuth (°)	Height (m)	Comment	AF (dB)	CL (dB)	PA (dB)
PK	5.15G	65.34	74.00	-8.66	60.56	3	Horizontal	250	2.20	-	33.05	5.10	33.37
AV	5.149G	48.64	54.00	-5.36	43.86	3	Horizontal	250	2.20	-	33.05	5.10	33.37
PK	5.2216G	117.78	Inf	-Inf	112.90	3	Horizontal	250	2.20	-	33.12	5.14	33.38
AV	5.2222G	106.30	Inf	-Inf	101.42	3	Horizontal	250	2.20	-	33.12	5.14	33.38
PK	5.371G	58.85	74.00	-15.15	53.61	3	Horizontal	250	2.20	-	33.41	5.22	33.39
AV	5.3536G	46.24	54.00	-7.76	41.06	3	Horizontal	250	2.20	-	33.36	5.21	33.39

Note 1: Frequencies within 5150~5250 are the fundamental frequencies at 5230MHz
 Note 2: Measurement receive antenna polarization: H (Horizontal), V (Vertical)







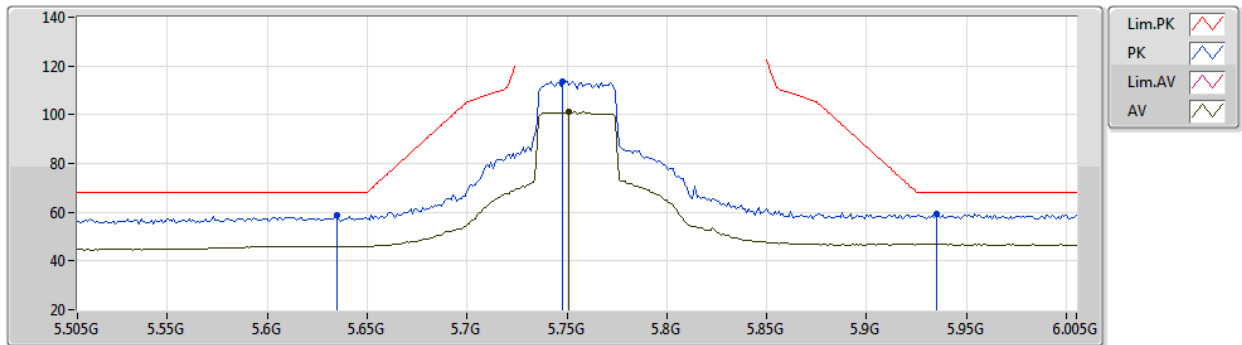




Band Edge and Fundamental Emissions			
Operating Mode	802.11ax 40MHz / Nss 2 MCS 0 / 2S4T TXBF / Ant. 3 + Ant. 4 + Ant. 5 + Ant. 6 / CH151	Polarization	V

**802.11ax HEW40-BF_Nss2,(MCS0)_4TX
5755MHz_TX**

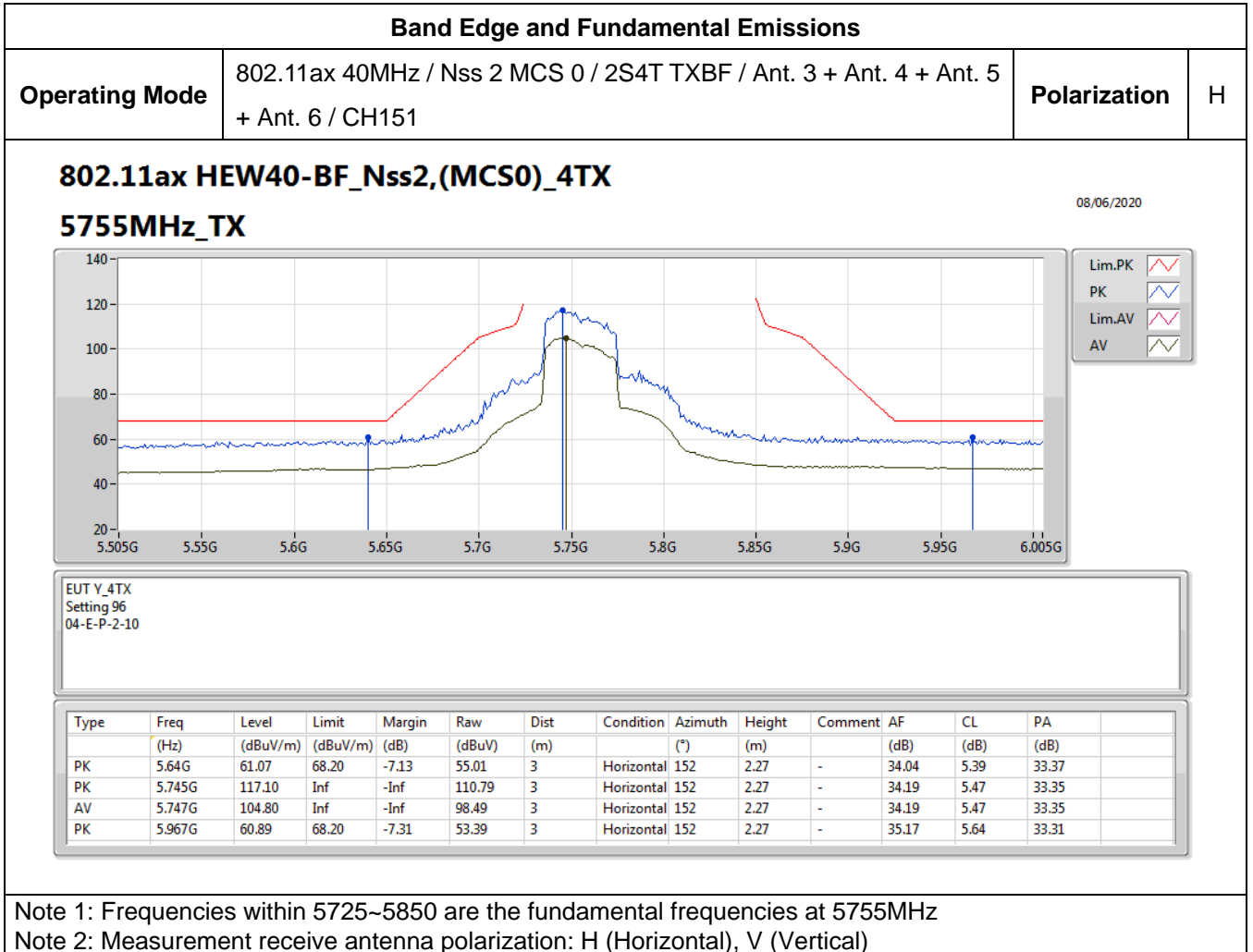
08/06/2020

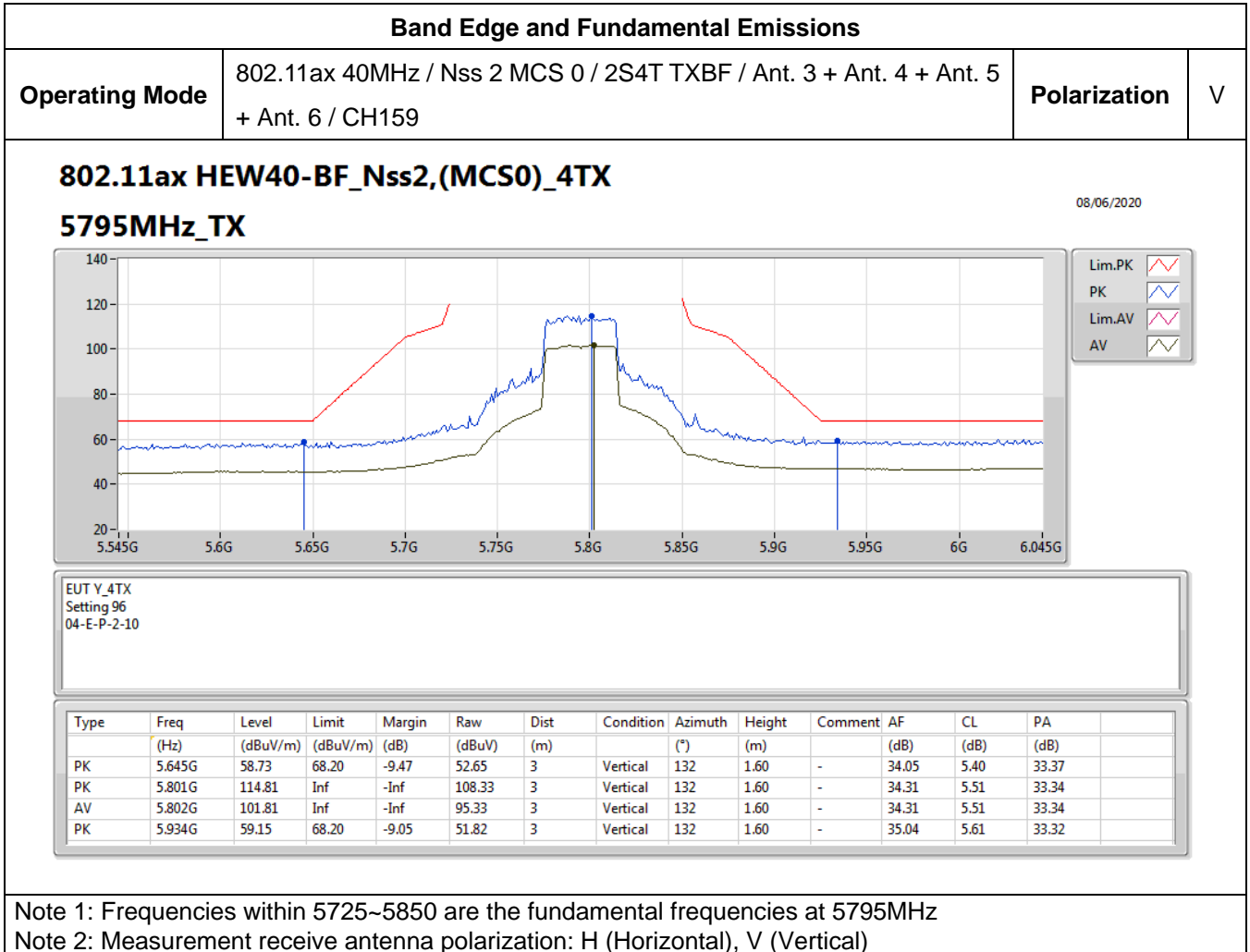


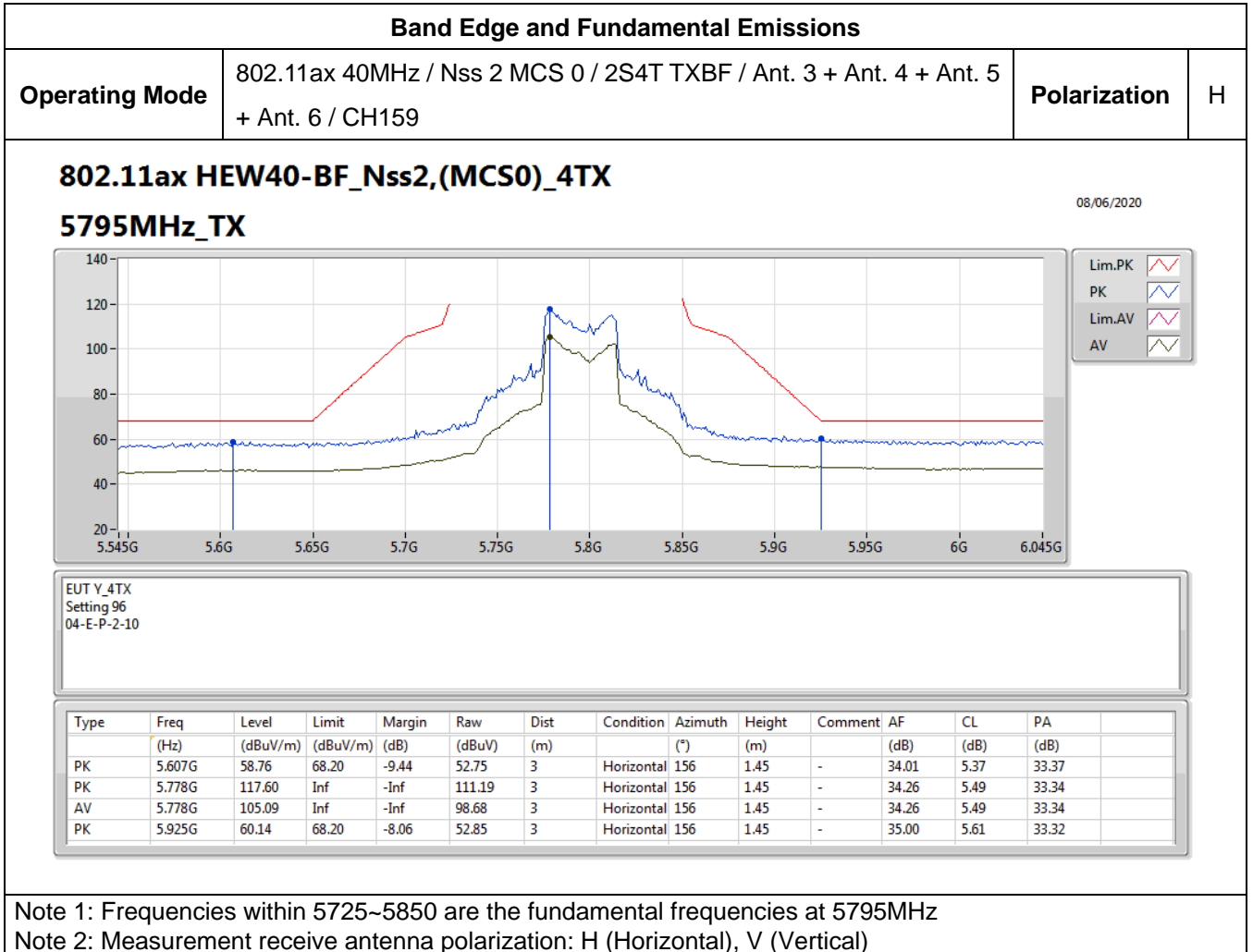
EUT Y_4TX
Setting 96
04-E-P-2-10

Type	Freq (Hz)	Level (dBuV/m)	Limit (dBuV/m)	Margin (dB)	Raw (dBuV)	Dist (m)	Condition	Azimuth (°)	Height (m)	Comment	AF (dB)	CL (dB)	PA (dB)
PK	5.635G	58.66	68.20	-9.54	52.60	3	Vertical	117	1.73	-	34.04	5.39	33.37
PK	5.748G	113.77	Inf	-Inf	107.45	3	Vertical	117	1.73	-	34.20	5.47	33.35
AV	5.751G	101.09	Inf	-Inf	94.76	3	Vertical	117	1.73	-	34.20	5.48	33.35
PK	5.935G	59.39	68.20	-8.81	52.06	3	Vertical	117	1.73	-	35.04	5.61	33.32

Note 1: Frequencies within 5725~5850 are the fundamental frequencies at 5755MHz
 Note 2: Measurement receive antenna polarization: H (Horizontal), V (Vertical)









Band Edge and Fundamental Emissions

Operating Mode

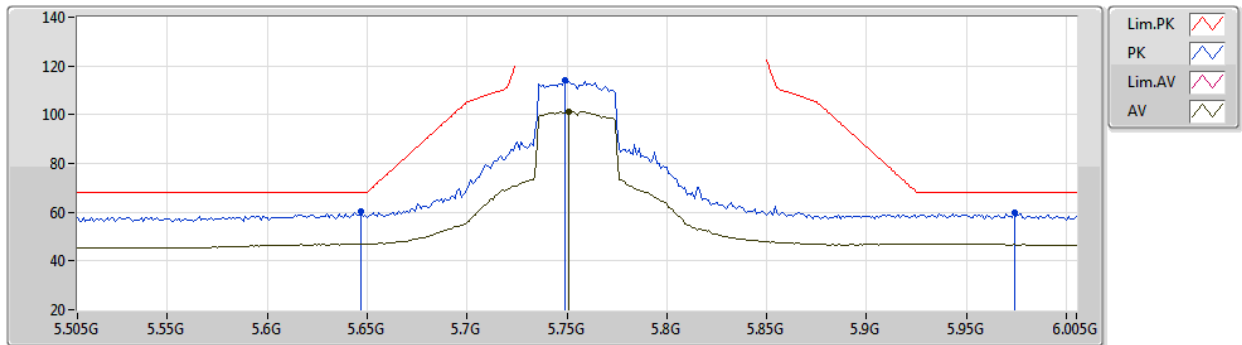
802.11ax 40MHz / Nss 3 MCS 0 / 3S4T TXBF / Ant. 3 + Ant. 4 + Ant. 5
+ Ant. 6 / CH151

Polarization

V

**802.11ax HEW40-BF_Nss3,(MCS0)_4TX
5755MHz_TX**

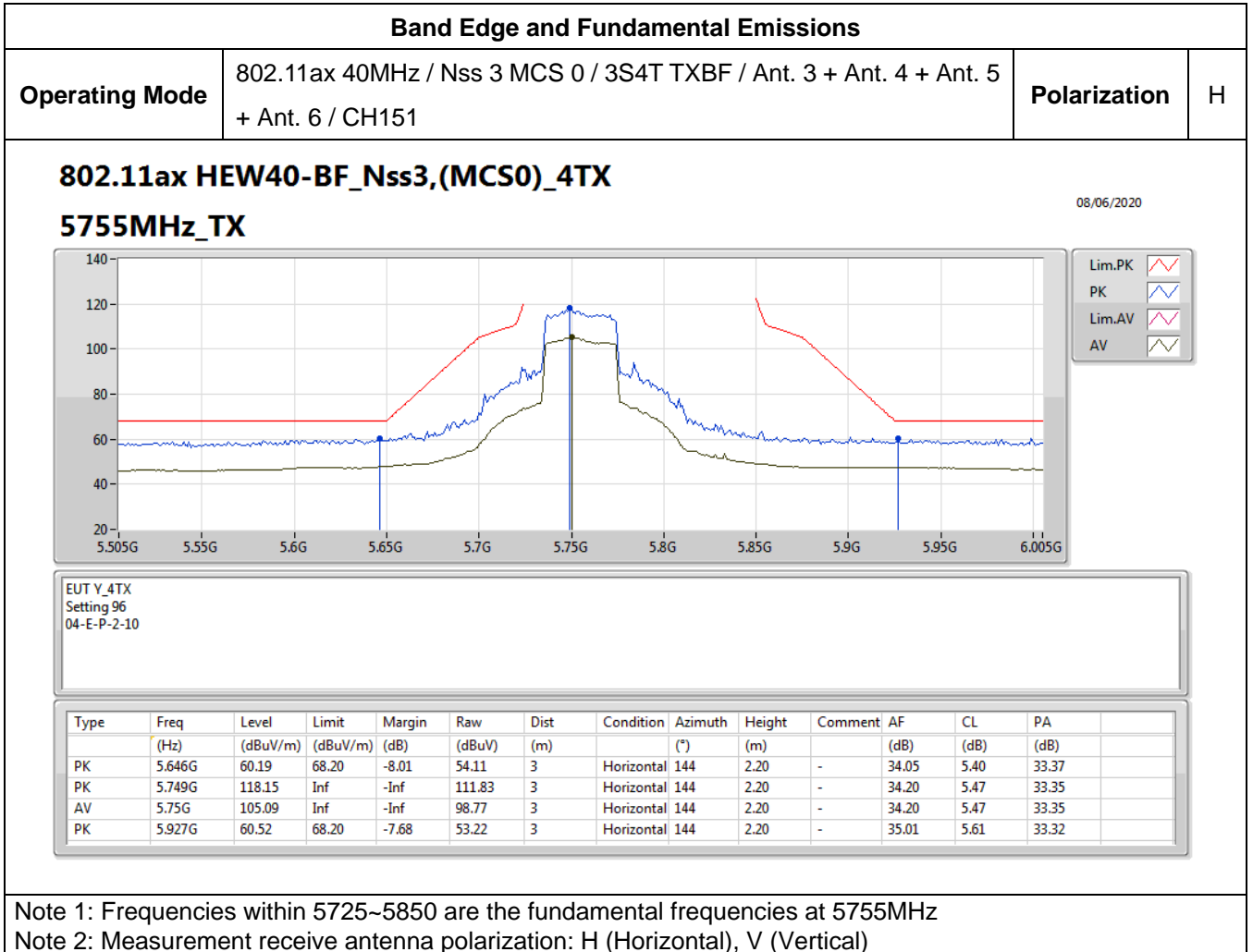
08/06/2020

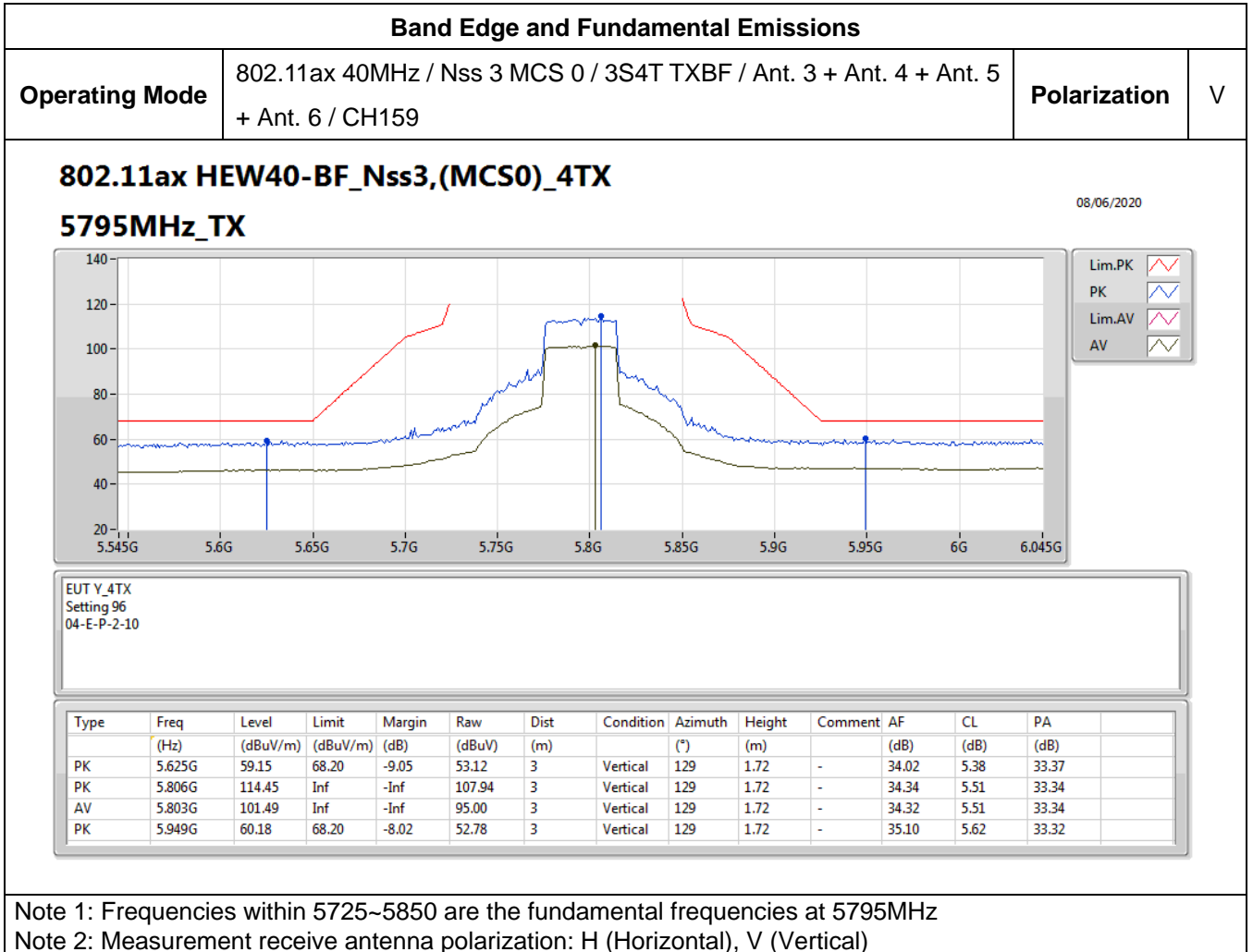


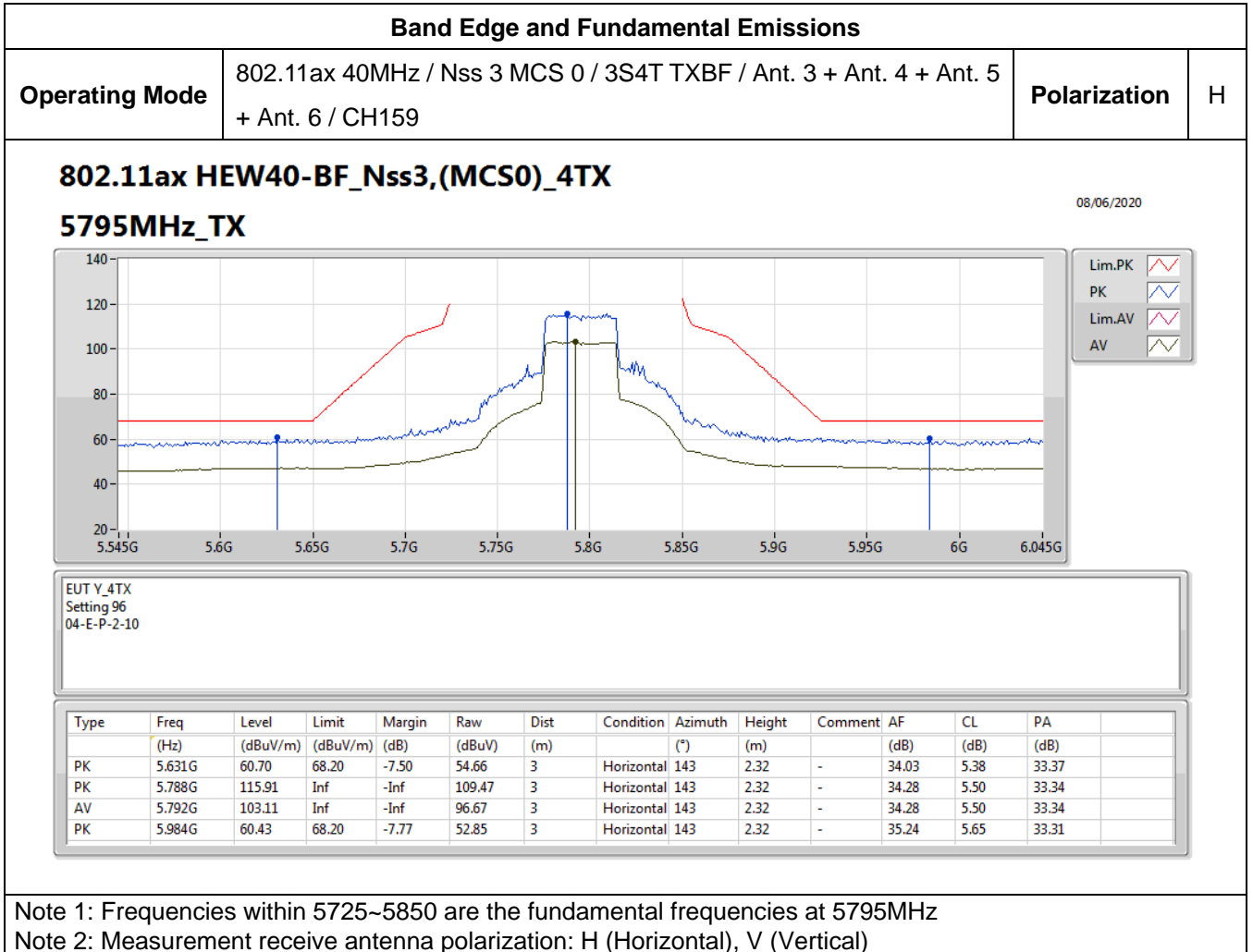
EUT Y_4TX
Setting 96
04-E-P-2-10

Type	Freq (Hz)	Level (dBuV/m)	Limit (dBuV/m)	Margin (dB)	Raw (dBuV)	Dist (m)	Condition	Azimuth (°)	Height (m)	Comment	AF (dB)	CL (dB)	PA (dB)
PK	5.647G	60.34	68.20	-7.86	54.26	3	Vertical	126	1.73	-	34.05	5.40	33.37
PK	5.749G	114.03	Inf	-Inf	107.71	3	Vertical	126	1.73	-	34.20	5.47	33.35
AV	5.751G	101.18	Inf	-Inf	94.85	3	Vertical	126	1.73	-	34.20	5.48	33.35
PK	5.974G	59.87	68.20	-8.33	52.34	3	Vertical	126	1.73	-	35.20	5.64	33.31

Note 1: Frequencies within 5725~5850 are the fundamental frequencies at 5755MHz
 Note 2: Measurement receive antenna polarization: H (Horizontal), V (Vertical)







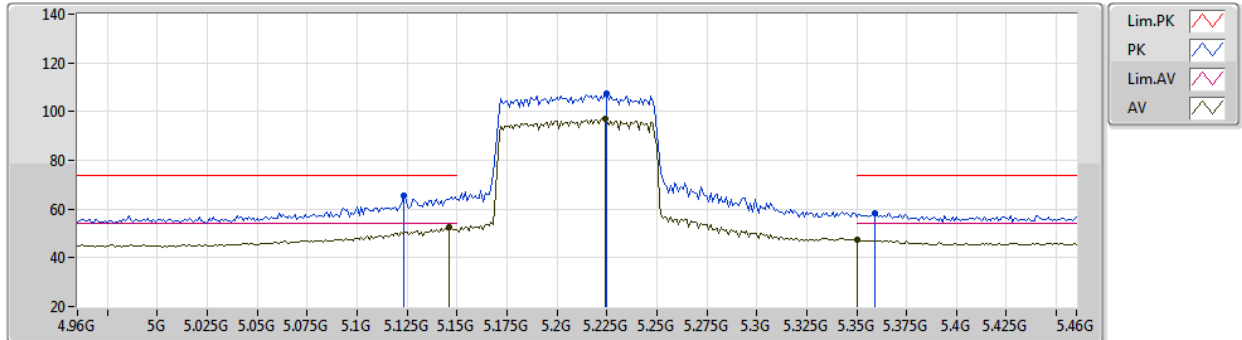


Band Edge and Fundamental Emissions

Operating Mode 802.11ax 80MHz / Nss 1 MCS 0 / 1S2T CDD / Ant. 1 + Ant. 2 / CH42 Polarization V

802.11ax HEW80_Nss1,(MCS0)_2TX
5210MHz_TX

08/06/2020



EUT Y_2TX
Setting 77
04-E-P-2-10

Type	Freq (Hz)	Level (dBuV/m)	Limit (dBuV/m)	Margin (dB)	Raw (dBuV)	Dist (m)	Condition	Azimuth (°)	Height (m)	Comment	AF (dB)	CL (dB)	PA (dB)
PK	5.123G	65.63	74.00	-8.37	60.89	3	Vertical	196	3.00	-	33.02	5.09	33.37
AV	5.146G	52.39	54.00	-1.61	47.61	3	Vertical	196	3.00	-	33.05	5.10	33.37
PK	5.225G	107.50	Inf	-Inf	102.62	3	Vertical	196	3.00	-	33.12	5.14	33.38
AV	5.224G	97.05	Inf	-Inf	92.17	3	Vertical	196	3.00	-	33.12	5.14	33.38
PK	5.359G	58.50	74.00	-15.50	53.30	3	Vertical	196	3.00	-	33.38	5.21	33.39
AV	5.35G	47.30	54.00	-6.70	42.13	3	Vertical	196	3.00	-	33.35	5.21	33.39

Note 1: Frequencies within 5150~5250 are the fundamental frequencies at 5210MHz
 Note 2: Measurement receive antenna polarization: H (Horizontal), V (Vertical)

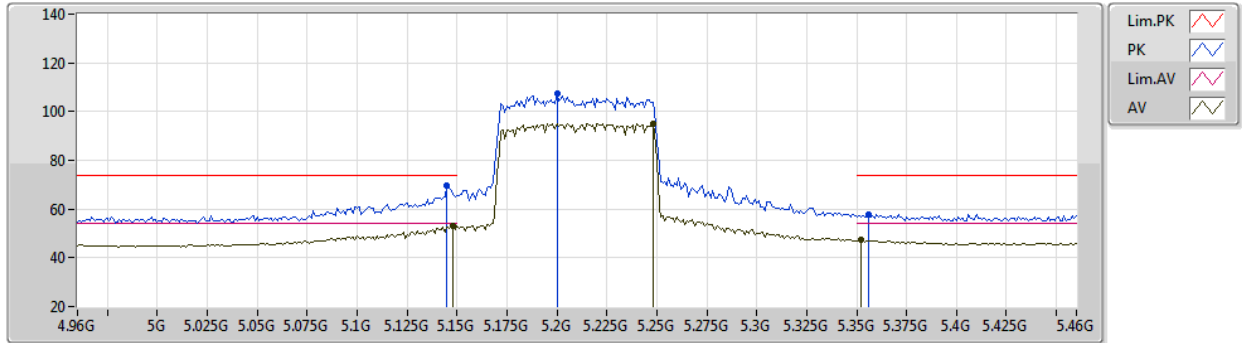


Band Edge and Fundamental Emissions

Operating Mode | 802.11ax 80MHz / Nss 1 MCS 0 / 1S2T CDD / Ant. 1 + Ant. 2 / CH42 | **Polarization** | H

**802.11ax HEW80_Nss1,(MCS0)_2TX
5210MHz_TX**

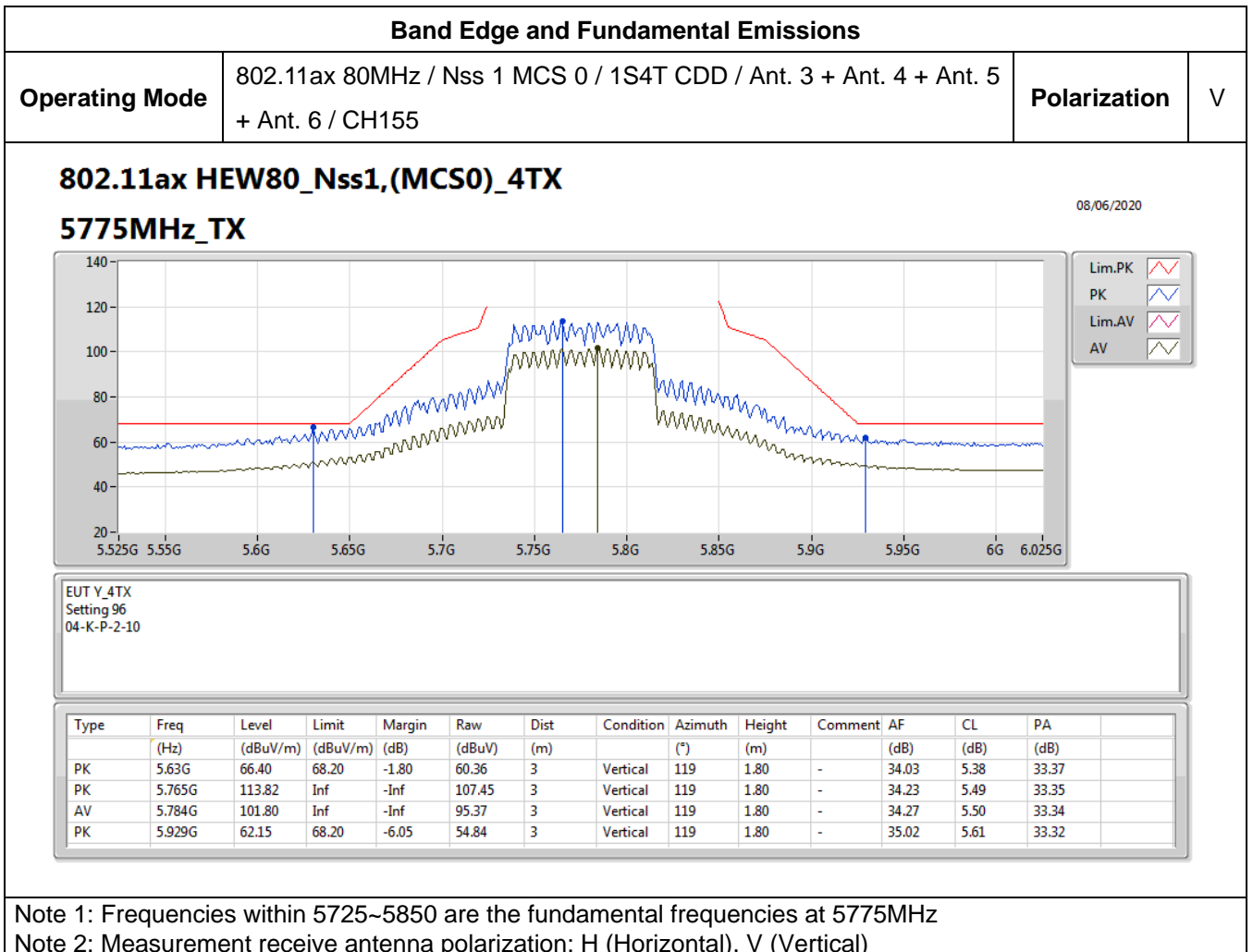
08/06/2020

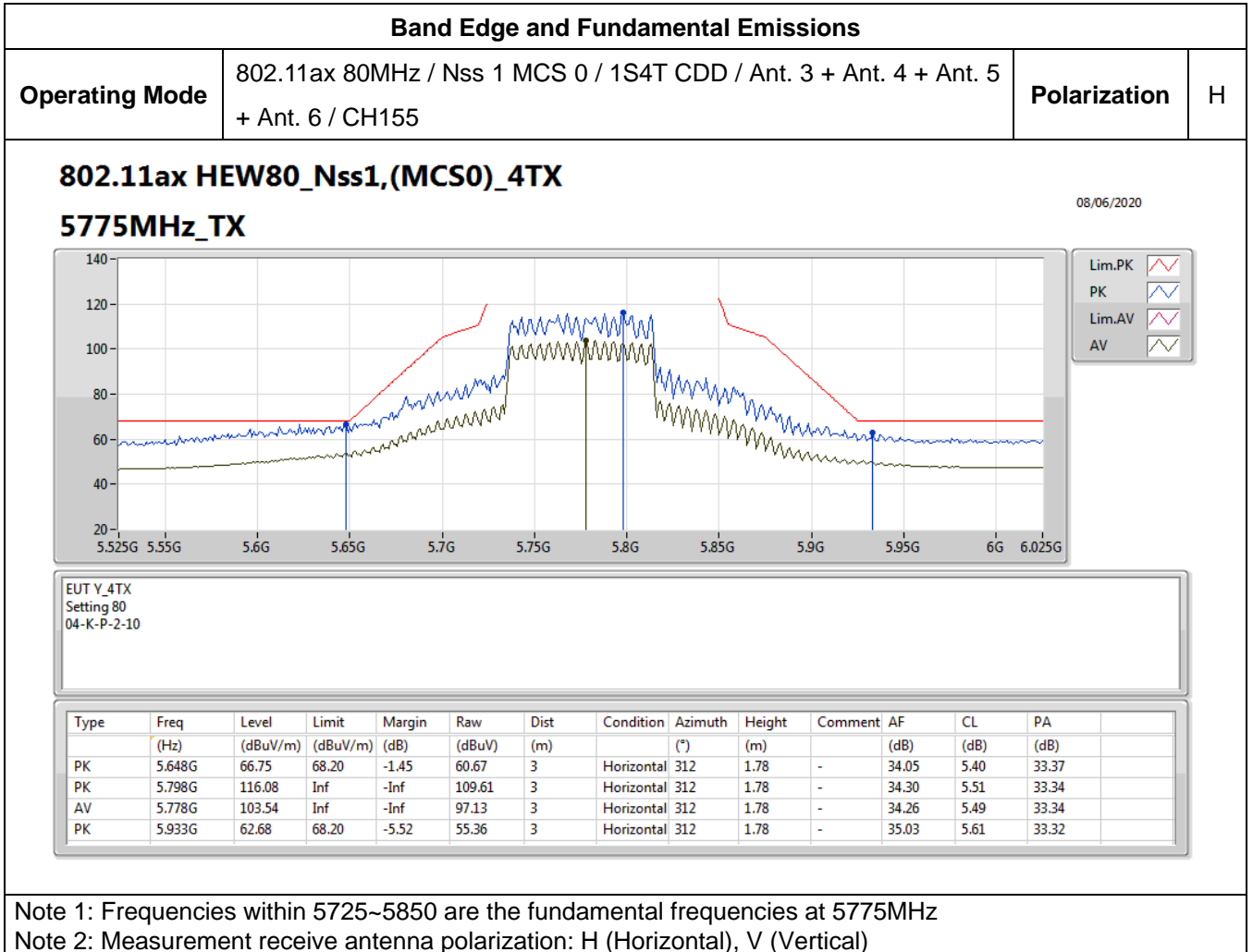


EUT Y_2TX
Setting 77
04-E-P-2-10

Type	Freq (Hz)	Level (dBuV/m)	Limit (dBuV/m)	Margin (dB)	Raw (dBuV)	Dist (m)	Condition	Azimuth (°)	Height (m)	Comment	AF (dB)	CL (dB)	PA (dB)
PK	5.145G	69.66	74.00	-4.34	64.88	3	Horizontal	241	1.88	-	33.05	5.10	33.37
AV	5.148G	53.14	54.00	-0.86	48.36	3	Horizontal	241	1.88	-	33.05	5.10	33.37
PK	5.2G	107.58	Inf	-Inf	102.73	3	Horizontal	241	1.88	-	33.10	5.13	33.38
AV	5.248G	95.20	Inf	-Inf	90.28	3	Horizontal	241	1.88	-	33.15	5.15	33.38
PK	5.356G	57.95	74.00	-16.05	52.76	3	Horizontal	241	1.88	-	33.37	5.21	33.39
AV	5.352G	47.38	54.00	-6.62	42.20	3	Horizontal	241	1.88	-	33.36	5.21	33.39

Note 1: Frequencies within 5150~5250 are the fundamental frequencies at 5210MHz
 Note 2: Measurement receive antenna polarization: H (Horizontal), V (Vertical)





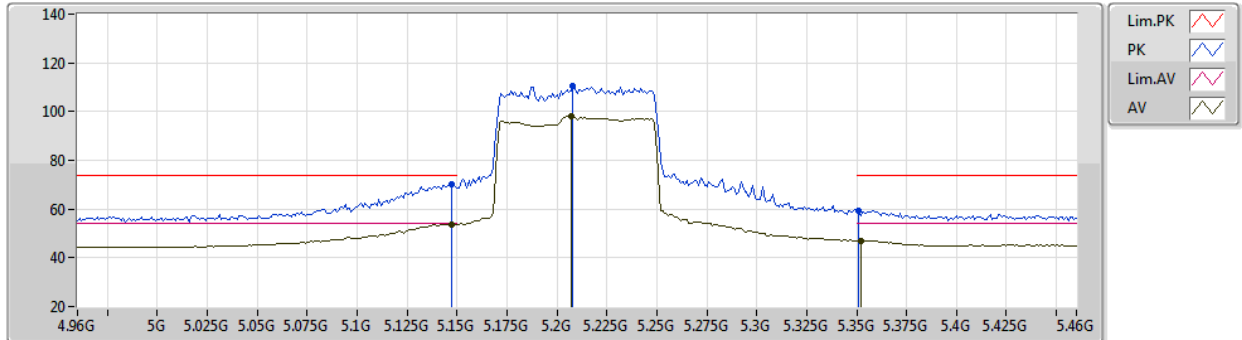


Band Edge and Fundamental Emissions

Operating Mode 802.11ax 80MHz / Nss 1 MCS 0 / TXBF 1S2T / Ant. 1 + Ant. 2 / CH42 **Polarization** V

**802.11ax HEW80-BF_Nss1,(MCS0)_2TX
5210MHz_TX**

08/06/2020



EUT Y_2TX
Setting 80
04-E-L-2-10

Type	Freq (Hz)	Level (dBuV/m)	Limit (dBuV/m)	Margin (dB)	Raw (dBuV)	Dist (m)	Condition	Azimuth (°)	Height (m)	Comment	AF (dB)	CL (dB)	PA (dB)
PK	5.147G	70.16	74.00	-3.84	65.38	3	Vertical	173	2.51	-	33.05	5.10	33.37
AV	5.147G	53.87	54.00	-0.13	49.09	3	Vertical	173	2.51	-	33.05	5.10	33.37
PK	5.208G	110.41	Inf	-Inf	105.55	3	Vertical	173	2.51	-	33.11	5.13	33.38
AV	5.207G	98.14	Inf	-Inf	93.28	3	Vertical	173	2.51	-	33.11	5.13	33.38
PK	5.351G	59.26	74.00	-14.74	54.09	3	Vertical	173	2.51	-	33.35	5.21	33.39
AV	5.352G	47.05	54.00	-6.95	41.87	3	Vertical	173	2.51	-	33.36	5.21	33.39

Note 1: Frequencies within 5150~5250 are the fundamental frequencies at 5210MHz
 Note 2: Measurement receive antenna polarization: H (Horizontal), V (Vertical)

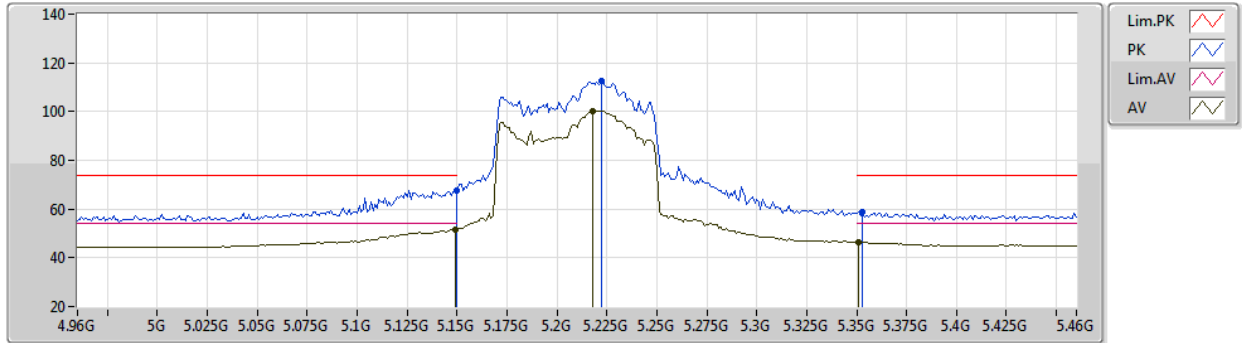


Band Edge and Fundamental Emissions

Operating Mode | 802.11ax 80MHz / Nss 1 MCS 0 / TXBF 1S2T / Ant. 1 + Ant. 2 / CH42 | **Polarization** | H

**802.11ax HEW80-BF_Nss1,(MCS0)_2TX
5210MHz_TX**

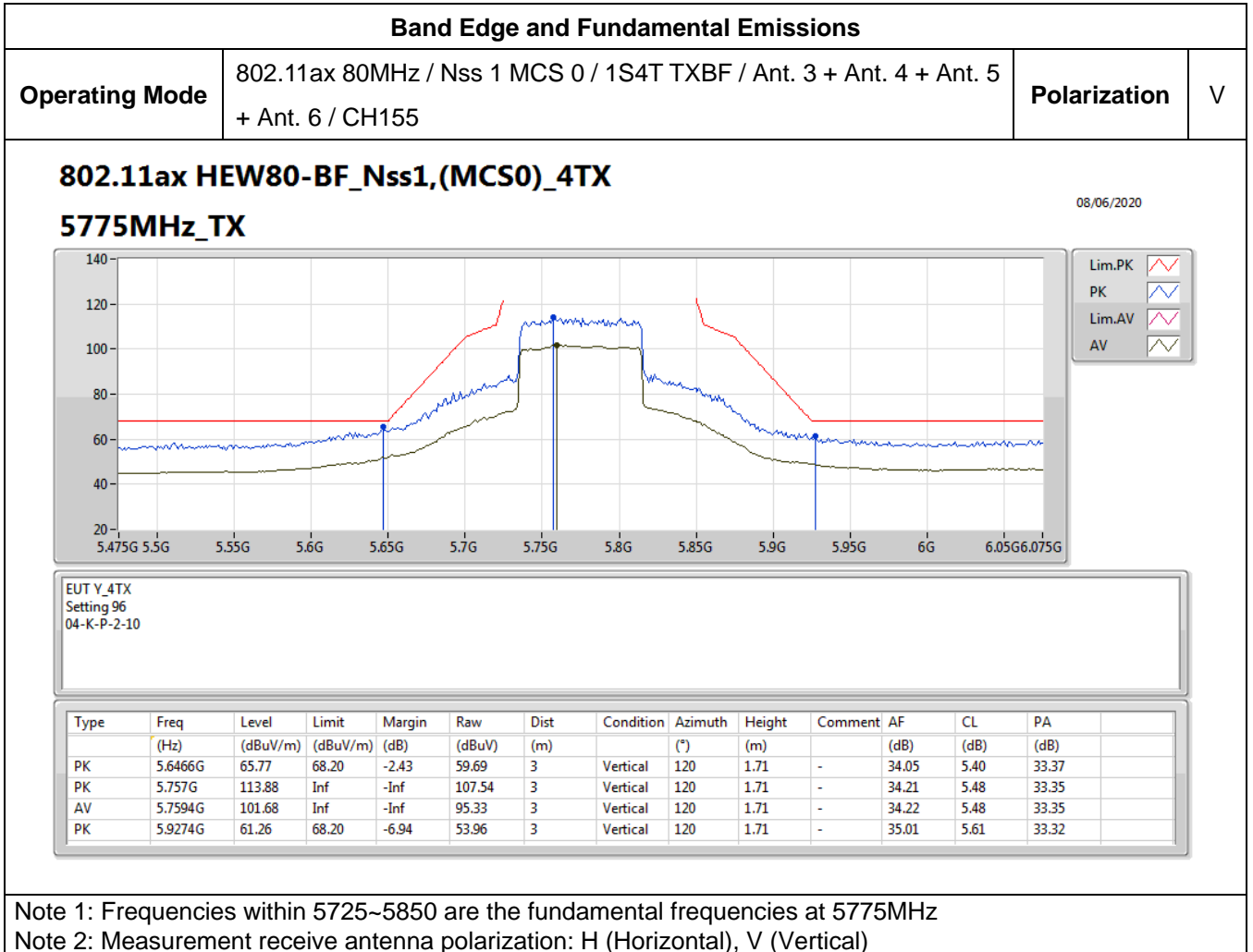
08/06/2020

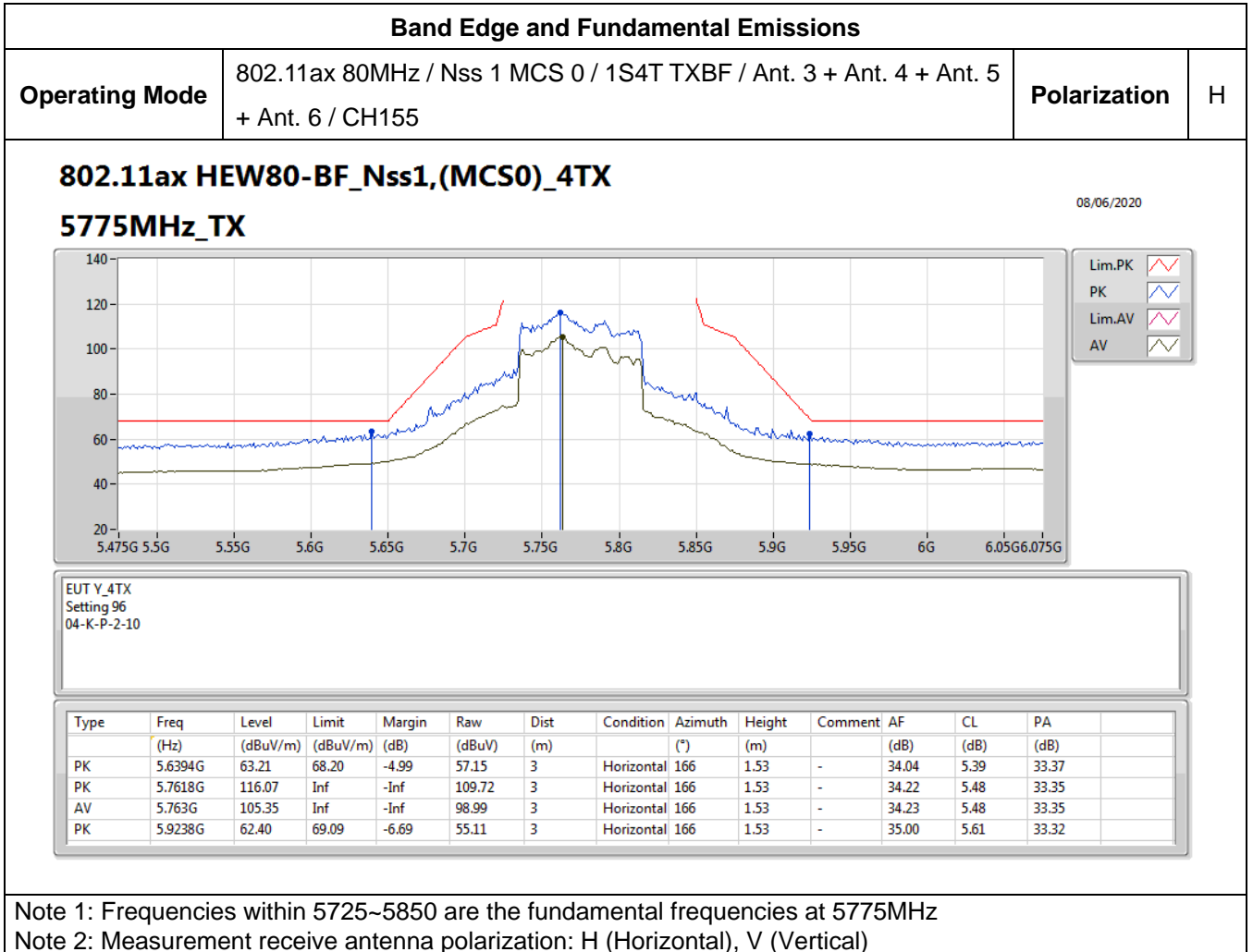


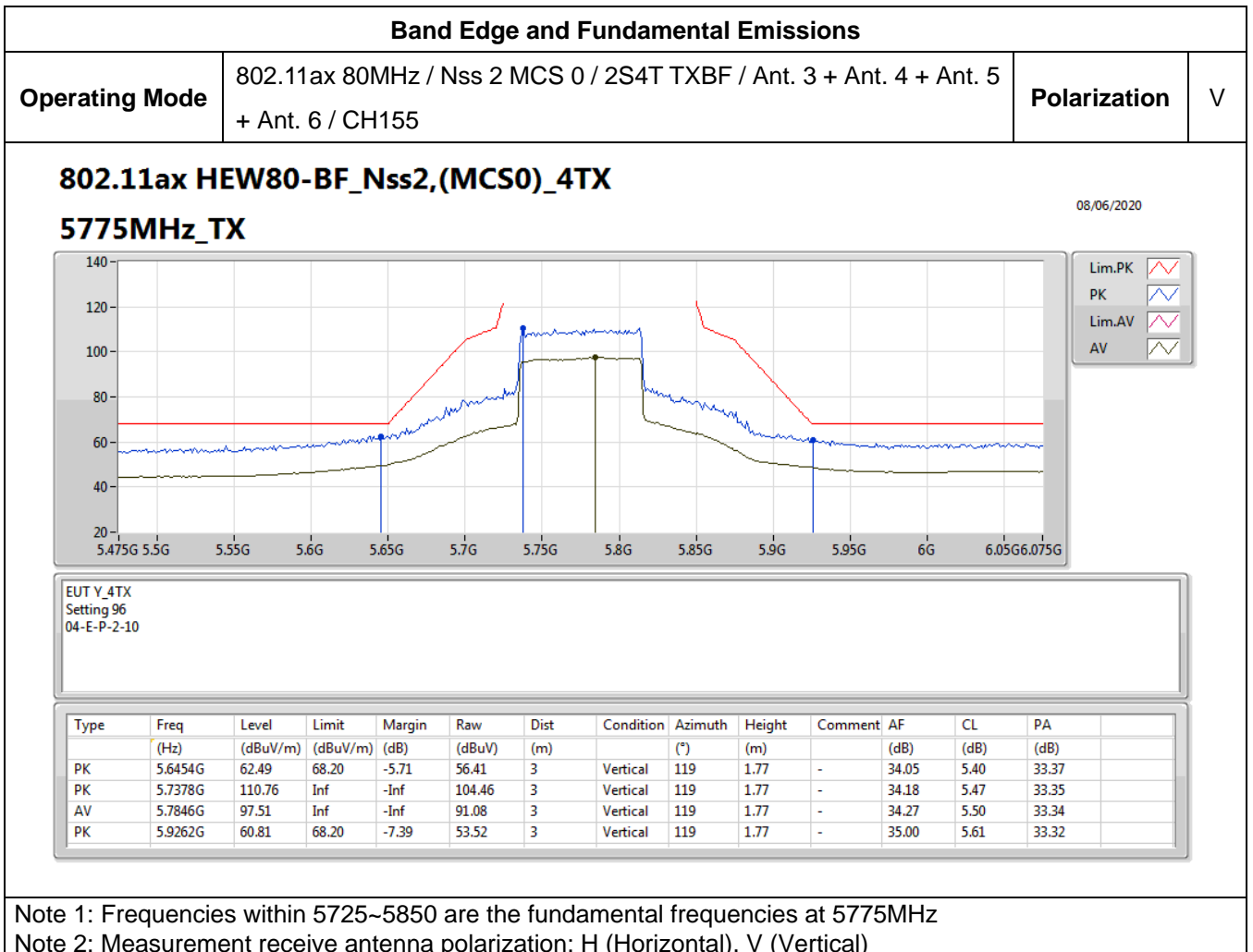
EUT Y_2TX
Setting 80
04-E-L-2-10

Type	Freq (Hz)	Level (dBuV/m)	Limit (dBuV/m)	Margin (dB)	Raw (dBuV)	Dist (m)	Condition	Azimuth (°)	Height (m)	Comment	AF (dB)	CL (dB)	PA (dB)
PK	5.15G	67.75	74.00	-6.25	62.96	3	Horizontal	254	1.56	-	33.05	5.11	33.37
AV	5.149G	51.67	54.00	-2.33	46.89	3	Horizontal	254	1.56	-	33.05	5.10	33.37
PK	5.222G	112.59	Inf	-Inf	107.71	3	Horizontal	254	1.56	-	33.12	5.14	33.38
AV	5.218G	100.43	Inf	-Inf	95.55	3	Horizontal	254	1.56	-	33.12	5.14	33.38
PK	5.353G	58.95	74.00	-15.05	53.77	3	Horizontal	254	1.56	-	33.36	5.21	33.39
AV	5.351G	46.35	54.00	-7.65	41.18	3	Horizontal	254	1.56	-	33.35	5.21	33.39

Note 1: Frequencies within 5150~5250 are the fundamental frequencies at 5210MHz
 Note 2: Measurement receive antenna polarization: H (Horizontal), V (Vertical)





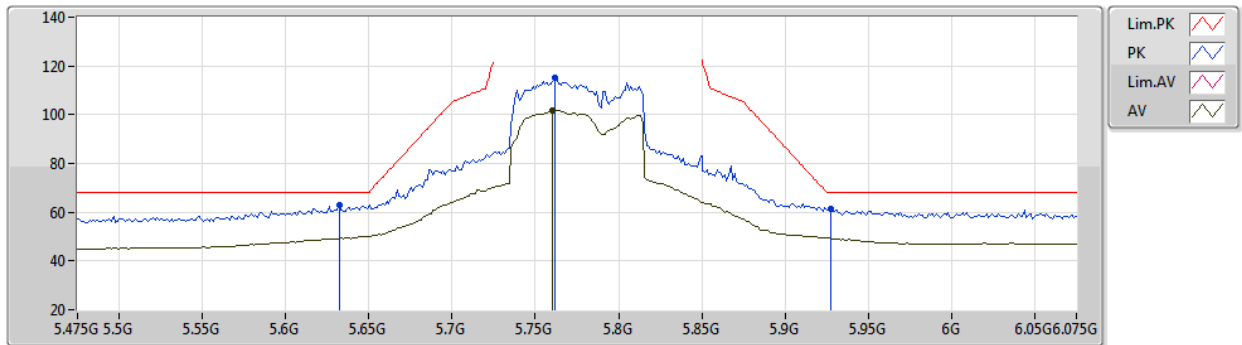




Band Edge and Fundamental Emissions			
Operating Mode	802.11ax 80MHz / Nss 2 MCS 0 / 2S4T TXBF / Ant. 3 + Ant. 4 + Ant. 5 + Ant. 6 / CH155	Polarization	H

**802.11ax HEW80-BF_Nss2,(MCS0)_4TX
5775MHz_TX**

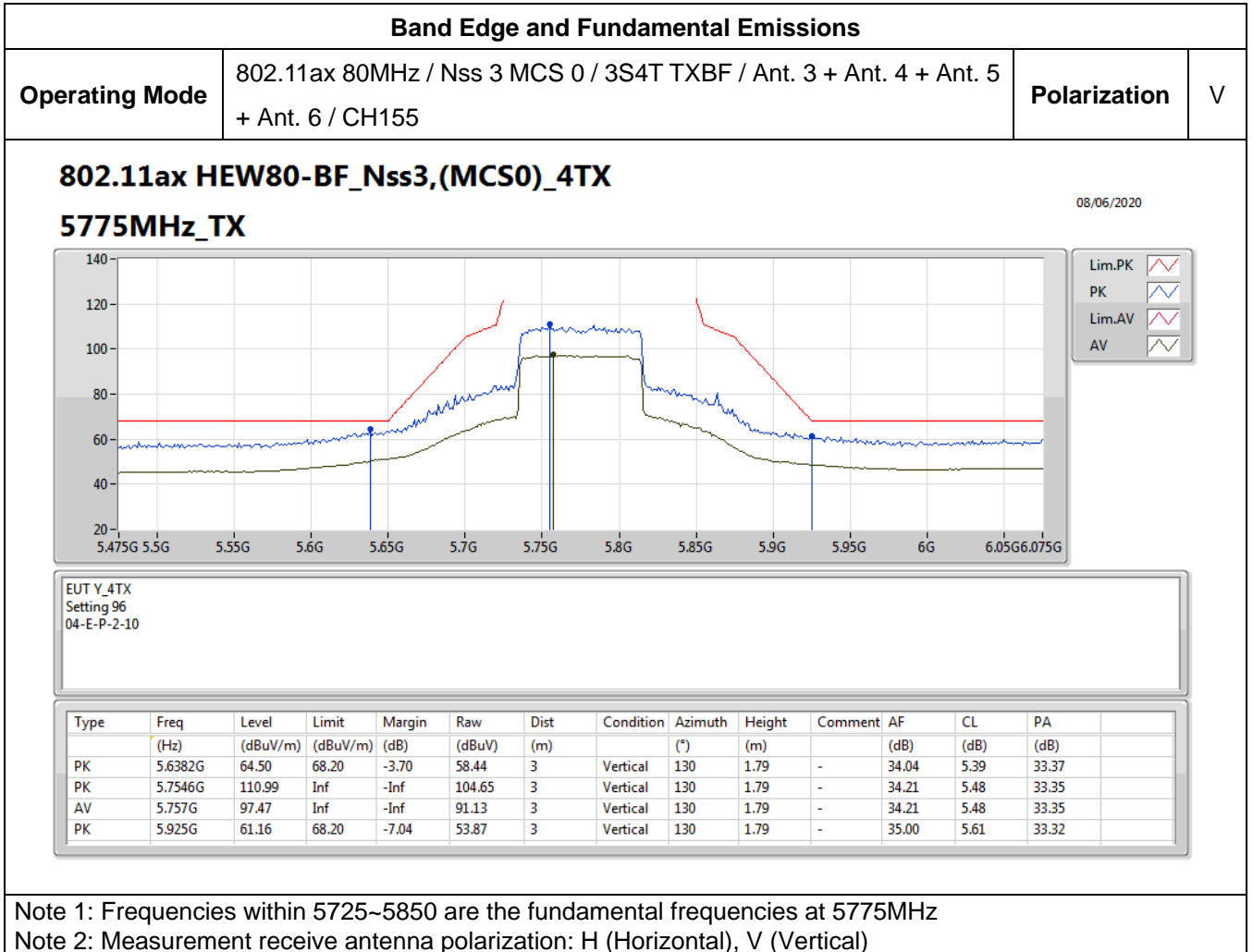
08/06/2020



EUT Y_4TX
Setting 96
04-E-P-2-10

Type	Freq (Hz)	Level (dBuV/m)	Limit (dBuV/m)	Margin (dB)	Raw (dBuV)	Dist (m)	Condition	Azimuth (°)	Height (m)	Comment	AF (dB)	CL (dB)	PA (dB)
PK	5.6322G	62.91	68.20	-5.29	56.86	3	Horizontal	159	1.48	-	34.03	5.39	33.37
PK	5.7618G	115.16	Inf	-Inf	108.81	3	Horizontal	159	1.48	-	34.22	5.48	33.35
AV	5.7606G	101.79	Inf	-Inf	95.44	3	Horizontal	159	1.48	-	34.22	5.48	33.35
PK	5.9274G	61.25	68.20	-6.95	53.95	3	Horizontal	159	1.48	-	35.01	5.61	33.32

Note 1: Frequencies within 5725~5850 are the fundamental frequencies at 5775MHz
 Note 2: Measurement receive antenna polarization: H (Horizontal), V (Vertical)

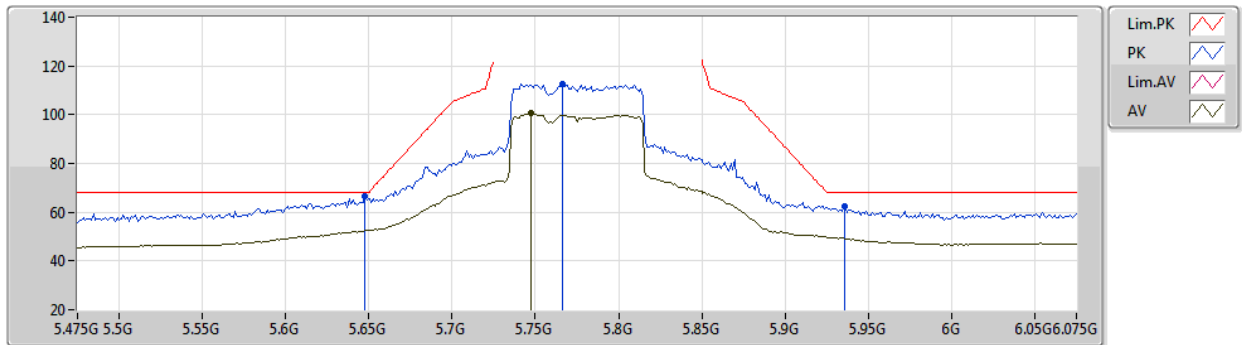




Band Edge and Fundamental Emissions			
Operating Mode	802.11ax 80MHz / Nss 3 MCS 0 / 3S4T TXBF / Ant. 3 + Ant. 4 + Ant. 5 + Ant. 6 / CH155	Polarization	H

**802.11ax HEW80-BF_Nss3,(MCS0)_4TX
5775MHz_TX**

08/06/2020



EUT Y_4TX
Setting 96
04-E-P-2-10

Type	Freq (Hz)	Level (dBuV/m)	Limit (dBuV/m)	Margin (dB)	Raw (dBuV)	Dist (m)	Condition	Azimuth (°)	Height (m)	Comment	AF (dB)	CL (dB)	PA (dB)
PK	5.6478G	66.33	68.20	-1.87	60.25	3	Horizontal	150	2.18	-	34.05	5.40	33.37
PK	5.7666G	112.40	Inf	-Inf	106.03	3	Horizontal	150	2.18	-	34.23	5.49	33.35
AV	5.7474G	100.49	Inf	-Inf	94.18	3	Horizontal	150	2.18	-	34.19	5.47	33.35
PK	5.9358G	62.18	68.20	-6.02	54.84	3	Horizontal	150	2.18	-	35.04	5.62	33.32

Note 1: Frequencies within 5725~5850 are the fundamental frequencies at 5775MHz
 Note 2: Measurement receive antenna polarization: H (Horizontal), V (Vertical)



2.7. Frequency Stability Measurement

2.7.1. Limit

Manufacturers of U-NII devices are responsible for ensuring frequency stability such that an emissions is maintained within the band of operation under all conditions of normal operation as specified in the user's manual or ± 20 ppm (IEEE 802.11n specification).

2.7.2. Measuring Instruments and Setting

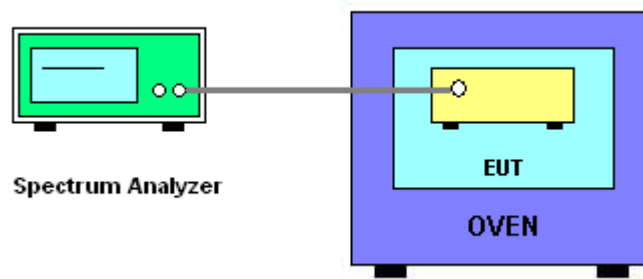
Please refer to section 3 of equipments list in this report. The following table is the setting of the spectrum analyzer.

Spectrum Parameter	Setting
Attenuation	Auto
Span Frequency	Entire absence of modulation emissions bandwidth
RBW	10 kHz
VBW	10 kHz
Sweep Time	Auto

2.7.3. Test Procedures

1. The EUT was placed inside the environmental test chamber and powered by nominal DC voltage.
2. The EUT was programmed to be in continuously un-modulation transmitting mode.
3. Set the spectrum analyzer span to view the entire un-modulation emissions bandwidth.
4. Turn the EUT on and couple its output to a spectrum analyzer.
5. Turn the EUT off and set the chamber to the highest temperature specified.
6. Allow sufficient time (approximately 30 min) for the temperature of the chamber to stabilize, turn the EUT on and measure the operating frequency after 2, 5, and 10 minutes.
7. Extreme temperature rule is $-30^{\circ}\text{C} \sim 50^{\circ}\text{C}$.
8. Repeat step 4 and 5 with the temperature chamber set to the lowest temperature.
9. The test chamber was allowed to stabilize at $+20$ degree C for a minimum of 30 minutes. The supply voltage was then adjusted on the EUT from 85% to 115% and the frequency record.

2.7.4. Test Setup Layout



2.7.5. Test Deviation

There is no deviation with the original standard.

2.7.6. EUT Operation during Test

The EUT was programmed to be in continuously un-modulation transmitting mode.



2.7.7. Test Result of Frequency Stability

Mode: 20 MHz / Ant. 1

Voltage vs. Frequency Stability

Voltage	Measurement Frequency (MHz)			
(V)	5180 MHz			
	0 Minute	2 Minute	5 Minute	10 Minute
138	5180.0280	5180.0279	5180.0275	5180.0269
120	5180.0273	5180.0266	5180.0265	5180.0264
102	5180.0272	5180.0266	5180.0262	5180.0256
Max. Deviation (MHz)	0.0280	0.0279	0.0275	0.0269
Max. Deviation (ppm)	5.4054	5.3861	5.3089	5.1931
Limit	Within Operation Band			
Result	PASS			

Temperature vs. Frequency Stability

Temperature	Measurement Frequency (MHz)			
(°C)	5180 MHz			
	0 Minute	2 Minute	5 Minute	10 Minute
-30	5180.0724	5180.0720	5180.0712	5180.0706
-20	5180.0723	5180.0723	5180.0723	5180.0722
-10	5180.0724	5180.0724	5180.0723	5180.0723
0	5180.0247	5180.0243	5180.0241	5180.0235
10	5180.0260	5180.0251	5180.0243	5180.0237
20	5180.0273	5180.0271	5180.0262	5180.0254
30	5180.0286	5180.0282	5180.0280	5180.0277
40	5180.0291	5180.0288	5180.0281	5180.0271
50	5180.0296	5180.0288	5180.0286	5180.0279
Max. Deviation (MHz)	0.0724	0.0724	0.0723	0.0723
Max. Deviation (ppm)	13.9807	13.9691	13.9575	13.9537
Limit	Within Operation Band			
Result	PASS			



Voltage vs. Frequency Stability

Voltage	Measurement Frequency (MHz)			
(V)	5200 MHz			
	0 Minute	2 Minute	5 Minute	10 Minute
138	5200.0326	5200.0318	5200.0311	5200.0310
120	5200.0325	5200.0322	5200.0321	5200.0315
102	5200.0315	5200.0308	5200.0304	5200.0299
Max. Deviation (MHz)	0.0326	0.0322	0.0321	0.0315
Max. Deviation (ppm)	6.2692	6.1923	6.1731	6.0577
Limit	Within Operation Band			
Result	PASS			

Temperature vs. Frequency Stability

Temperature	Measurement Frequency (MHz)			
(°C)	5200 MHz			
	0 Minute	2 Minute	5 Minute	10 Minute
-30	5200.0729	5200.0729	5200.0728	5200.0728
-20	5200.0730	5200.0729	5200.0729	5200.0728
-10	5200.0731	5200.0731	5200.0730	5200.0729
0	5200.0314	5200.0307	5200.0297	5200.0288
10	5200.0318	5200.0312	5200.0311	5200.0306
20	5200.0325	5200.0318	5200.0314	5200.0309
30	5200.0328	5200.0324	5200.0318	5200.0312
40	5200.0340	5200.0336	5200.0329	5200.0328
50	5200.0356	5200.0346	5200.0338	5200.0336
Max. Deviation (MHz)	0.0731	0.0731	0.0730	0.0729
Max. Deviation (ppm)	14.0538	14.0500	14.0423	14.0231
Limit	Within Operation Band			
Result	PASS			



Voltage vs. Frequency Stability

Voltage	Measurement Frequency (MHz)			
(V)	5240 MHz			
	0 Minute	2 Minute	5 Minute	10 Minute
138	5240.0298	5240.0293	5240.0285	5240.0282
120	5240.0291	5240.0289	5240.0283	5240.0278
102	5240.0285	5240.0277	5240.0274	5240.0271
Max. Deviation (MHz)	0.0298	0.0293	0.0285	0.0282
Max. Deviation (ppm)	5.6870	5.5916	5.4389	5.3817
Limit	Within Operation Band			
Result	PASS			

Temperature vs. Frequency Stability

Temperature	Measurement Frequency (MHz)			
(°C)	5240 MHz			
	0 Minute	2 Minute	5 Minute	10 Minute
-30	5240.0723	5240.0723	5240.0722	5240.0722
-20	5240.0725	5240.0725	5240.0724	5240.0723
-10	5240.0726	5240.0725	5240.0724	5240.0723
0	5240.0273	5240.0270	5240.0265	5240.0258
10	5240.0279	5240.0275	5240.0271	5240.0264
20	5240.0291	5240.0285	5240.0283	5240.0279
30	5240.0295	5240.0289	5240.0281	5240.0272
40	5240.0313	5240.0306	5240.0299	5240.0298
50	5240.0329	5240.0328	5240.0324	5240.0314
Max. Deviation (MHz)	0.0725	0.0725	0.0724	0.0723
Max. Deviation (ppm)	13.8454	13.8282	13.8149	13.8034
Limit	Within Operation Band			
Result	PASS			



Mode: 20 MHz / Ant. 2

Voltage vs. Frequency Stability

Voltage	Measurement Frequency (MHz)			
(V)	5180 MHz			
	0 Minute	2 Minute	5 Minute	10 Minute
138	5180.0294	5180.0288	5180.0281	5180.0276
120	5180.0286	5180.0284	5180.0283	5180.0273
102	5180.0280	5180.0273	5180.0267	5180.0257
Max. Deviation (MHz)	0.0294	0.0288	0.0283	0.0276
Max. Deviation (ppm)	5.6757	5.5598	5.4633	5.3282
Limit	Within Operation Band			
Result	PASS			

Temperature vs. Frequency Stability

Temperature	Measurement Frequency (MHz)			
(°C)	5180 MHz			
	0 Minute	2 Minute	5 Minute	10 Minute
-30	5180.0723	5180.0723	5180.0722	5180.0722
-20	5180.0724	5180.0724	5180.0723	5180.0723
-10	5180.0726	5180.0726	5180.0726	5180.0725
0	5180.0264	5180.0258	5180.0249	5180.0246
10	5180.0267	5180.0259	5180.0257	5180.0249
20	5180.0286	5180.0281	5180.0280	5180.0277
30	5180.0288	5180.0283	5180.0282	5180.0272
40	5180.0308	5180.0302	5180.0301	5180.0291
50	5180.0318	5180.0309	5180.0302	5180.0298
Max. Deviation (MHz)	0.0726	0.0726	0.0726	0.0725
Max. Deviation (ppm)	14.0154	14.0135	14.0097	14.0019
Limit	Within Operation Band			
Result	PASS			

**Voltage vs. Frequency Stability**

Voltage	Measurement Frequency (MHz)			
(V)	5200 MHz			
	0 Minute	2 Minute	5 Minute	10 Minute
138	5200.0324	5200.0316	5200.0314	5200.0306
120	5200.0321	5200.0311	5200.0309	5200.0299
102	5200.0314	5200.0313	5200.0307	5200.0300
Max. Deviation (MHz)	0.0324	0.0316	0.0314	0.0306
Max. Deviation (ppm)	6.2308	6.0769	6.0385	5.8846
Limit	Within Operation Band			
Result	PASS			

Temperature vs. Frequency Stability

Temperature	Measurement Frequency (MHz)			
(°C)	5200 MHz			
	0 Minute	2 Minute	5 Minute	10 Minute
-30	5200.0728	5200.0727	5200.0727	5200.0727
-20	5200.0729	5200.0728	5200.0728	5200.0728
-10	5200.0730	5200.0730	5200.0730	5200.0729
0	5200.0310	5200.0307	5200.0300	5200.0297
10	5200.0320	5200.0311	5200.0309	5200.0308
20	5200.0321	5200.0318	5200.0310	5200.0303
30	5200.0327	5200.0317	5200.0313	5200.0312
40	5200.0332	5200.0324	5200.0315	5200.0314
50	5200.0352	5200.0347	5200.0345	5200.0340
Max. Deviation (MHz)	0.0730	0.0730	0.0729	0.0728
Max. Deviation (ppm)	14.0462	14.0442	14.0288	14.0096
Limit	Within Operation Band			
Result	PASS			



Voltage vs. Frequency Stability

Voltage	Measurement Frequency (MHz)			
(V)	5240 MHz			
	0 Minute	2 Minute	5 Minute	10 Minute
138	5240.0301	5240.0295	5240.0286	5240.0284
120	5240.0291	5240.0281	5240.0280	5240.0277
102	5240.0289	5240.0287	5240.0279	5240.0269
Max. Deviation (MHz)	0.0301	0.0295	0.0286	0.0284
Max. Deviation (ppm)	5.7443	5.6298	5.4580	5.4198
Limit	Within Operation Band			
Result	PASS			

Temperature vs. Frequency Stability

Temperature	Measurement Frequency (MHz)			
(°C)	5240 MHz			
	0 Minute	2 Minute	5 Minute	10 Minute
-30	5240.0724	5240.0723	5240.0723	5240.0722
-20	5240.0726	5240.0726	5240.0725	5240.0724
-10	5240.0727	5240.0726	5240.0726	5240.0726
0	5240.0277	5240.0272	5240.0263	5240.0254
10	5240.0287	5240.0280	5240.0278	5240.0277
20	5240.0291	5240.0287	5240.0281	5240.0274
30	5240.0296	5240.0288	5240.0278	5240.0272
40	5240.0312	5240.0309	5240.0300	5240.0290
50	5240.0315	5240.0310	5240.0302	5240.0296
Max. Deviation (MHz)	0.0727	0.0726	0.0726	0.0726
Max. Deviation (ppm)	13.8702	13.8588	13.8569	13.8550
Limit	Within Operation Band			
Result	PASS			



Mode: 20 MHz / Ant. 3

Voltage vs. Frequency Stability

Voltage	Measurement Frequency (MHz)			
(V)	5745 MHz			
	0 Minute	2 Minute	5 Minute	10 Minute
138	5745.0061	5745.0060	5745.0056	5745.0050
120	5745.0056	5745.0049	5745.0042	5745.0036
102	5745.0051	5745.0045	5745.0041	5745.0040
Max. Deviation (MHz)	0.0061	0.0060	0.0056	0.0050
Max. Deviation (ppm)	1.0618	1.0444	0.9748	0.8703
Limit	Within Operation Band			
Result	PASS			

Temperature vs. Frequency Stability

Temperature	Measurement Frequency (MHz)			
(°C)	5745 MHz			
	0 Minute	2 Minute	5 Minute	10 Minute
-30	5745.0759	5745.0751	5745.0749	5745.0748
-20	5745.0757	5745.0754	5745.0749	5745.0743
-10	5745.0755	5745.0747	5745.0744	5745.0741
0	5745.0070	5745.0067	5745.0060	5745.0051
10	5745.0058	5745.0054	5745.0051	5745.0046
20	5745.0056	5745.0048	5745.0047	5745.0043
30	5745.0052	5745.0050	5745.0048	5745.0044
40	5745.0032	5745.0022	5745.0014	5745.0005
50	5745.0012	5745.0005	5744.9999	5744.9990
Max. Deviation (MHz)	0.0759	0.0754	0.0749	0.0748
Max. Deviation (ppm)	13.2115	13.1245	13.0374	13.0200
Limit	Within Operation Band			
Result	PASS			



Voltage vs. Frequency Stability

Voltage	Measurement Frequency (MHz)			
(V)	5785 MHz			
	0 Minute	2 Minute	5 Minute	10 Minute
138	5785.0066	5785.0057	5785.0052	5785.0048
120	5785.0065	5785.0055	5785.0052	5785.0043
102	5785.0060	5785.0051	5785.0045	5785.0041
Max. Deviation (MHz)	0.0066	0.0057	0.0052	0.0048
Max. Deviation (ppm)	1.1409	0.9853	0.8989	0.8297
Limit	Within Operation Band			
Result	PASS			

Temperature vs. Frequency Stability

Temperature	Measurement Frequency (MHz)			
(°C)	5785 MHz			
	0 Minute	2 Minute	5 Minute	10 Minute
-30	5785.0763	5785.0759	5785.0752	5785.0749
-20	5785.0758	5785.0755	5785.0752	5785.0751
-10	5785.0749	5785.0743	5785.0741	5785.0734
0	5785.0089	5785.0086	5785.0077	5785.0075
10	5785.0069	5785.0063	5785.0061	5785.0058
20	5785.0065	5785.0063	5785.0054	5785.0053
30	5785.0062	5785.0055	5785.0050	5785.0047
40	5785.0046	5785.0045	5785.0035	5785.0030
50	5785.0032	5785.0025	5785.0022	5785.0014
Max. Deviation (MHz)	0.0763	0.0759	0.0752	0.0751
Max. Deviation (ppm)	13.1893	13.1201	12.9991	12.9818
Limit	Within Operation Band			
Result	PASS			



Voltage vs. Frequency Stability

Voltage	Measurement Frequency (MHz)			
(V)	5825 MHz			
	0 Minute	2 Minute	5 Minute	10 Minute
138	5825.0063	5825.0056	5825.0046	5825.0040
120	5825.0061	5825.0058	5825.0051	5825.0046
102	5825.0052	5825.0050	5825.0040	5825.0039
Max. Deviation (MHz)	0.0063	0.0058	0.0051	0.0046
Max. Deviation (ppm)	1.0815	0.9957	0.8755	0.7897
Limit	Within Operation Band			
Result	PASS			

Temperature vs. Frequency Stability

Temperature	Measurement Frequency (MHz)			
(°C)	5825 MHz			
	0 Minute	2 Minute	5 Minute	10 Minute
-30	5825.0764	5825.0762	5825.0761	5825.0757
-20	5825.0756	5825.0751	5825.0746	5825.0738
-10	5825.0751	5825.0747	5825.0740	5825.0735
0	5825.0052	5825.0050	5825.0048	5825.0043
10	5825.0058	5825.0052	5825.0046	5825.0041
20	5825.0061	5825.0055	5825.0049	5825.0044
30	5825.0064	5825.0058	5825.0048	5825.0043
40	5825.0072	5825.0068	5825.0063	5825.0058
50	5825.0087	5825.0079	5825.0069	5825.0065
Max. Deviation (MHz)	0.0764	0.0762	0.0761	0.0757
Max. Deviation (ppm)	13.1159	13.0815	13.0644	12.9957
Limit	Within Operation Band			
Result	PASS			



Mode: 20 MHz / Ant. 4

Voltage vs. Frequency Stability

Voltage	Measurement Frequency (MHz)			
(V)	5745 MHz			
	0 Minute	2 Minute	5 Minute	10 Minute
138	5745.0079	5745.0077	5745.0069	5745.0065
120	5745.0078	5745.0074	5745.0064	5745.0061
102	5745.0076	5745.0066	5745.0057	5745.0055
Max. Deviation (MHz)	0.0079	0.0077	0.0069	0.0065
Max. Deviation (ppm)	1.3751	1.3403	1.2010	1.1314
Limit	Within Operation Band			
Result	PASS			

Temperature vs. Frequency Stability

Temperature	Measurement Frequency (MHz)			
(°C)	5745 MHz			
	0 Minute	2 Minute	5 Minute	10 Minute
-30	5745.0761	5745.0754	5745.0745	5745.0739
-20	5745.0755	5745.0754	5745.0747	5745.0738
-10	5745.0749	5745.0741	5745.0737	5745.0735
0	5745.0064	5745.0057	5745.0056	5745.0050
10	5745.0073	5745.0069	5745.0065	5745.0055
20	5745.0078	5745.0068	5745.0067	5745.0059
30	5745.0080	5745.0073	5745.0068	5745.0058
40	5745.0096	5745.0094	5745.0086	5745.0079
50	5745.0109	5745.0106	5745.0102	5745.0100
Max. Deviation (MHz)	0.0761	0.0754	0.0747	0.0739
Max. Deviation (ppm)	13.2463	13.1245	13.0026	12.8634
Limit	Within Operation Band			
Result	PASS			



Voltage vs. Frequency Stability

Voltage	Measurement Frequency (MHz)			
(V)	5785 MHz			
	0 Minute	2 Minute	5 Minute	10 Minute
138	5785.0077	5785.0067	5785.0062	5785.0052
120	5785.0073	5785.0067	5785.0066	5785.0062
102	5785.0066	5785.0062	5785.0060	5785.0059
Max. Deviation (MHz)	0.0077	0.0067	0.0066	0.0062
Max. Deviation (ppm)	1.3310	1.1582	1.1409	1.0717
Limit	Within Operation Band			
Result	PASS			

Temperature vs. Frequency Stability

Temperature	Measurement Frequency (MHz)			
(°C)	5785 MHz			
	0 Minute	2 Minute	5 Minute	10 Minute
-30	5785.0760	5785.0757	5785.0751	5785.0743
-20	5785.0753	5785.0750	5785.0742	5785.0740
-10	5785.0747	5785.0746	5785.0737	5785.0729
0	5785.0108	5785.0104	5785.0099	5785.0091
10	5785.0088	5785.0085	5785.0080	5785.0074
20	5785.0073	5785.0064	5785.0054	5785.0052
30	5785.0070	5785.0061	5785.0057	5785.0055
40	5785.0060	5785.0055	5785.0050	5785.0040
50	5785.0053	5785.0050	5785.0047	5785.0044
Max. Deviation (MHz)	0.0760	0.0757	0.0751	0.0743
Max. Deviation (ppm)	13.1374	13.0856	12.9818	12.8436
Limit	Within Operation Band			
Result	PASS			

**Voltage vs. Frequency Stability**

Voltage	Measurement Frequency (MHz)			
(V)	5825 MHz			
	0 Minute	2 Minute	5 Minute	10 Minute
138	5825.0081	5825.0075	5825.0069	5825.0064
120	5825.0078	5825.0077	5825.0072	5825.0062
102	5825.0071	5825.0063	5825.0056	5825.0048
Max. Deviation (MHz)	0.0081	0.0077	0.0072	0.0064
Max. Deviation (ppm)	1.3906	1.3219	1.2361	1.0987
Limit	Within Operation Band			
Result	PASS			

Temperature vs. Frequency Stability

Temperature	Measurement Frequency (MHz)			
(°C)	5825 MHz			
	0 Minute	2 Minute	5 Minute	10 Minute
-30	5825.0760	5825.0750	5825.0749	5825.0741
-20	5825.0757	5825.0747	5825.0746	5825.0737
-10	5825.0754	5825.0751	5825.0745	5825.0742
0	5825.0057	5825.0050	5825.0046	5825.0045
10	5825.0067	5825.0064	5825.0057	5825.0056
20	5825.0078	5825.0070	5825.0069	5825.0067
30	5825.0080	5825.0078	5825.0073	5825.0071
40	5825.0091	5825.0089	5825.0083	5825.0074
50	5825.0107	5825.0104	5825.0096	5825.0086
Max. Deviation (MHz)	0.0760	0.0751	0.0749	0.0742
Max. Deviation (ppm)	13.0472	12.8927	12.8584	12.7382
Limit	Within Operation Band			
Result	PASS			



Mode: 20 MHz / Ant. 5

Voltage vs. Frequency Stability

Voltage	Measurement Frequency (MHz)			
(V)	5745 MHz			
	0 Minute	2 Minute	5 Minute	10 Minute
138	5745.0070	5745.0069	5745.0065	5745.0062
120	5745.0069	5745.0061	5745.0057	5745.0050
102	5745.0065	5745.0061	5745.0054	5745.0044
Max. Deviation (MHz)	0.0070	0.0069	0.0065	0.0062
Max. Deviation (ppm)	1.2185	1.2010	1.1314	1.0792
Limit	Within Operation Band			
Result	PASS			

Temperature vs. Frequency Stability

Temperature	Measurement Frequency (MHz)			
(°C)	5745 MHz			
	0 Minute	2 Minute	5 Minute	10 Minute
-30	5745.0754	5745.0752	5745.0747	5745.0739
-20	5745.0753	5745.0746	5745.0745	5745.0736
-10	5745.0747	5745.0741	5745.0731	5745.0727
0	5745.0085	5745.0078	5745.0072	5745.0063
10	5745.0070	5745.0062	5745.0054	5745.0047
20	5745.0069	5745.0065	5745.0058	5745.0050
30	5745.0068	5745.0065	5745.0062	5745.0052
40	5745.0049	5745.0041	5745.0037	5745.0029
50	5745.0046	5745.0041	5745.0034	5745.0024
Max. Deviation (MHz)	0.0754	0.0752	0.0747	0.0739
Max. Deviation (ppm)	13.1245	13.0896	13.0026	12.8634
Limit	Within Operation Band			
Result	PASS			

**Voltage vs. Frequency Stability**

Voltage	Measurement Frequency (MHz)			
(V)	5785 MHz			
	0 Minute	2 Minute	5 Minute	10 Minute
138	5785.0077	5785.0070	5785.0068	5785.0060
120	5785.0069	5785.0064	5785.0060	5785.0056
102	5785.0065	5785.0064	5785.0058	5785.0052
Max. Deviation (MHz)	0.0077	0.0070	0.0068	0.0060
Max. Deviation (ppm)	1.3310	1.2100	1.1755	1.0372
Limit	Within Operation Band			
Result	PASS			

Temperature vs. Frequency Stability

Temperature	Measurement Frequency (MHz)			
(°C)	5785 MHz			
	0 Minute	2 Minute	5 Minute	10 Minute
-30	5785.0765	5785.0756	5785.0754	5785.0751
-20	5785.0756	5785.0750	5785.0746	5785.0742
-10	5785.0749	5785.0746	5785.0744	5785.0734
0	5785.0042	5785.0036	5785.0030	5785.0021
10	5785.0050	5785.0041	5785.0031	5785.0021
20	5785.0069	5785.0067	5785.0061	5785.0056
30	5785.0074	5785.0067	5785.0066	5785.0065
40	5785.0076	5785.0074	5785.0070	5785.0067
50	5785.0088	5785.0085	5785.0079	5785.0076
Max. Deviation (MHz)	0.0765	0.0756	0.0754	0.0751
Max. Deviation (ppm)	13.2239	13.0683	13.0337	12.9818
Limit	Within Operation Band			
Result	PASS			



Voltage vs. Frequency Stability

Voltage	Measurement Frequency (MHz)			
(V)	5825 MHz			
	0 Minute	2 Minute	5 Minute	10 Minute
138	5825.0077	5825.0070	5825.0060	5825.0058
120	5825.0069	5825.0061	5825.0053	5825.0048
102	5825.0066	5825.0060	5825.0051	5825.0049
Max. Deviation (MHz)	0.0077	0.0070	0.0060	0.0058
Max. Deviation (ppm)	1.3219	1.2017	1.0300	0.9957
Limit	Within Operation Band			
Result	PASS			

Temperature vs. Frequency Stability

Temperature	Measurement Frequency (MHz)			
(°C)	5825 MHz			
	0 Minute	2 Minute	5 Minute	10 Minute
-30	5825.0768	5825.0762	5825.0753	5825.0749
-20	5825.0759	5825.0753	5825.0745	5825.0741
-10	5825.0753	5825.0750	5825.0741	5825.0731
0	5825.0079	5825.0071	5825.0061	5825.0058
10	5825.0071	5825.0066	5825.0058	5825.0056
20	5825.0069	5825.0067	5825.0066	5825.0061
30	5825.0066	5825.0061	5825.0057	5825.0051
40	5825.0051	5825.0045	5825.0043	5825.0039
50	5825.0043	5825.0034	5825.0033	5825.0032
Max. Deviation (MHz)	0.0768	0.0762	0.0753	0.0749
Max. Deviation (ppm)	13.1845	13.0815	12.9270	12.8584
Limit	Within Operation Band			
Result	PASS			



Mode: 20 MHz / Ant. 6

Voltage vs. Frequency Stability

Voltage	Measurement Frequency (MHz)			
(V)	5745 MHz			
	0 Minute	2 Minute	5 Minute	10 Minute
138	5745.0082	5745.0080	5745.0074	5745.0072
120	5745.0076	5745.0070	5745.0064	5745.0058
102	5745.0074	5745.0072	5745.0066	5745.0060
Max. Deviation (MHz)	0.0082	0.0080	0.0074	0.0072
Max. Deviation (ppm)	1.4273	1.3925	1.2881	1.2533
Limit	Within Operation Band			
Result	PASS			

Temperature vs. Frequency Stability

Temperature	Measurement Frequency (MHz)			
(°C)	5745 MHz			
	0 Minute	2 Minute	5 Minute	10 Minute
-30	5745.0764	5745.0761	5745.0752	5745.0742
-20	5745.0758	5745.0752	5745.0748	5745.0741
-10	5745.0750	5745.0743	5745.0737	5745.0734
0	5745.0071	5745.0066	5745.0063	5745.0053
10	5745.0074	5745.0070	5745.0065	5745.0064
20	5745.0076	5745.0074	5745.0071	5745.0063
30	5745.0079	5745.0076	5745.0075	5745.0069
40	5745.0088	5745.0080	5745.0074	5745.0066
50	5745.0106	5745.0099	5745.0095	5745.0087
Max. Deviation (MHz)	0.0764	0.0761	0.0752	0.0742
Max. Deviation (ppm)	13.2985	13.2463	13.0896	12.9156
Limit	Within Operation Band			
Result	PASS			



Voltage vs. Frequency Stability

Voltage	Measurement Frequency (MHz)			
(V)	5785 MHz			
	0 Minute	2 Minute	5 Minute	10 Minute
138	5785.0080	5785.0072	5785.0067	5785.0057
120	5785.0078	5785.0074	5785.0073	5785.0072
102	5785.0070	5785.0065	5785.0055	5785.0047
Max. Deviation (MHz)	0.0080	0.0074	0.0073	0.0072
Max. Deviation (ppm)	1.3829	1.2792	1.2619	1.2446
Limit	Within Operation Band			
Result	PASS			

Temperature vs. Frequency Stability

Temperature	Measurement Frequency (MHz)			
(°C)	5785 MHz			
	0 Minute	2 Minute	5 Minute	10 Minute
-30	5785.0761	5785.0753	5785.0744	5785.0734
-20	5785.0755	5785.0747	5785.0743	5785.0738
-10	5785.0745	5785.0740	5785.0736	5785.0727
0	5785.0066	5785.0063	5785.0060	5785.0055
10	5785.0072	5785.0068	5785.0066	5785.0061
20	5785.0078	5785.0075	5785.0071	5785.0065
30	5785.0082	5785.0080	5785.0072	5785.0067
40	5785.0102	5785.0095	5785.0092	5785.0085
50	5785.0111	5785.0105	5785.0100	5785.0094
Max. Deviation (MHz)	0.0761	0.0753	0.0744	0.0738
Max. Deviation (ppm)	13.1547	13.0164	12.8608	12.7571
Limit	Within Operation Band			
Result	PASS			

**Voltage vs. Frequency Stability**

Voltage	Measurement Frequency (MHz)			
(V)	5825 MHz			
	0 Minute	2 Minute	5 Minute	10 Minute
138	5825.0090	5825.0083	5825.0079	5825.0078
120	5825.0082	5825.0074	5825.0070	5825.0064
102	5825.0072	5825.0069	5825.0068	5825.0067
Max. Deviation (MHz)	0.0090	0.0083	0.0079	0.0078
Max. Deviation (ppm)	1.5451	1.4249	1.3562	1.3391
Limit	Within Operation Band			
Result	PASS			

Temperature vs. Frequency Stability

Temperature	Measurement Frequency (MHz)			
(°C)	5825 MHz			
	0 Minute	2 Minute	5 Minute	10 Minute
-30	5825.0763	5825.0762	5825.0758	5825.0752
-20	5825.0753	5825.0744	5825.0736	5825.0730
-10	5825.0750	5825.0743	5825.0733	5825.0728
0	5825.0047	5825.0042	5825.0037	5825.0029
10	5825.0067	5825.0063	5825.0056	5825.0048
20	5825.0082	5825.0079	5825.0069	5825.0063
30	5825.0086	5825.0082	5825.0080	5825.0073
40	5825.0105	5825.0099	5825.0095	5825.0089
50	5825.0115	5825.0112	5825.0105	5825.0103
Max. Deviation (MHz)	0.0763	0.0762	0.0758	0.0752
Max. Deviation (ppm)	13.0987	13.0815	13.0129	12.9099
Limit	Within Operation Band			
Result	PASS			



Mode: 40 MHz / Ant. 1

Voltage vs. Frequency Stability

Voltage	Measurement Frequency (MHz)			
(V)	5190 MHz			
	0 Minute	2 Minute	5 Minute	10 Minute
138	5190.0279	5190.0275	5190.0273	5190.0265
120	5190.0278	5190.0269	5190.0262	5190.0254
102	5190.0276	5190.0275	5190.0271	5190.0265
Max. Deviation (MHz)	0.0279	0.0275	0.0273	0.0265
Max. Deviation (ppm)	5.3757	5.2987	5.2601	5.1060
Limit	Within Operation Band			
Result	PASS			

Temperature vs. Frequency Stability

Temperature	Measurement Frequency (MHz)			
(°C)	5190 MHz			
	0 Minute	2 Minute	5 Minute	10 Minute
-30	5190.0733	5190.0733	5190.0732	5190.0731
-20	5190.0732	5190.0731	5190.0731	5190.0731
-10	5190.0730	5190.0730	5190.0729	5190.0729
0	5190.0291	5190.0289	5190.0283	5190.0282
10	5190.0284	5190.0275	5190.0271	5190.0269
20	5190.0278	5190.0268	5190.0262	5190.0253
30	5190.0276	5190.0273	5190.0264	5190.0257
40	5190.0261	5190.0254	5190.0252	5190.0249
50	5190.0260	5190.0252	5190.0243	5190.0235
Max. Deviation (MHz)	0.0733	0.0733	0.0732	0.0731
Max. Deviation (ppm)	14.1175	14.1156	14.1098	14.0925
Limit	Within Operation Band			
Result	PASS			



Voltage vs. Frequency Stability

Voltage	Measurement Frequency (MHz)			
(V)	5230 MHz			
	0 Minute	2 Minute	5 Minute	10 Minute
138	5230.0296	5230.0292	5230.0291	5230.0282
120	5230.0286	5230.0281	5230.0280	5230.0277
102	5230.0283	5230.0278	5230.0269	5230.0266
Max. Deviation (MHz)	0.0296	0.0292	0.0291	0.0282
Max. Deviation (ppm)	5.6597	5.5832	5.5641	5.3920
Limit	Within Operation Band			
Result	PASS			

Temperature vs. Frequency Stability

Temperature	Measurement Frequency (MHz)			
(°C)	5230 MHz			
	0 Minute	2 Minute	5 Minute	10 Minute
-30	5230.0724	5230.0724	5230.0723	5230.0723
-20	5230.0726	5230.0725	5230.0724	5230.0723
-10	5230.0726	5230.0726	5230.0725	5230.0725
0	5230.0263	5230.0256	5230.0246	5230.0242
10	5230.0281	5230.0278	5230.0274	5230.0264
20	5230.0286	5230.0278	5230.0271	5230.0262
30	5230.0291	5230.0284	5230.0277	5230.0275
40	5230.0300	5230.0299	5230.0290	5230.0288
50	5230.0315	5230.0307	5230.0306	5230.0301
Max. Deviation (MHz)	0.0726	0.0726	0.0725	0.0725
Max. Deviation (ppm)	13.8834	13.8757	13.8700	13.8623
Limit	Within Operation Band			
Result	PASS			



Mode: 40 MHz / Ant. 2

Voltage vs. Frequency Stability

Voltage	Measurement Frequency (MHz)			
(V)	5190 MHz			
	0 Minute	2 Minute	5 Minute	10 Minute
138	5190.0294	5190.0284	5190.0282	5190.0279
120	5190.0292	5190.0287	5190.0283	5190.0278
102	5190.0283	5190.0274	5190.0270	5190.0266
Max. Deviation (MHz)	0.0294	0.0287	0.0283	0.0279
Max. Deviation (ppm)	5.6647	5.5299	5.4528	5.3757
Limit	Within Operation Band			
Result	PASS			

Temperature vs. Frequency Stability

Temperature	Measurement Frequency (MHz)			
(°C)	5190 MHz			
	0 Minute	2 Minute	5 Minute	10 Minute
-30	5190.0723	5190.0722	5190.0722	5190.0721
-20	5190.0724	5190.0723	5190.0723	5190.0722
-10	5190.0724	5190.0724	5190.0723	5190.0723
0	5190.0257	5190.0256	5190.0246	5190.0243
10	5190.0276	5190.0267	5190.0266	5190.0262
20	5190.0292	5190.0291	5190.0282	5190.0274
30	5190.0299	5190.0298	5190.0290	5190.0289
40	5190.0310	5190.0305	5190.0296	5190.0289
50	5190.0326	5190.0317	5190.0307	5190.0303
Max. Deviation (MHz)	0.0724	0.0724	0.0723	0.0723
Max. Deviation (ppm)	13.9576	13.9422	13.9306	13.9249
Limit	Within Operation Band			
Result	PASS			

**Voltage vs. Frequency Stability**

Voltage	Measurement Frequency (MHz)			
(V)	5230 MHz			
	0 Minute	2 Minute	5 Minute	10 Minute
138	5230.0299	5230.0296	5230.0293	5230.0283
120	5230.0295	5230.0293	5230.0291	5230.0283
102	5230.0288	5230.0287	5230.0282	5230.0277
Max. Deviation (MHz)	0.0299	0.0296	0.0293	0.0283
Max. Deviation (ppm)	5.7170	5.6597	5.6023	5.4111
Limit	Within Operation Band			
Result	PASS			

Temperature vs. Frequency Stability

Temperature	Measurement Frequency (MHz)			
(°C)	5230 MHz			
	0 Minute	2 Minute	5 Minute	10 Minute
-30	5230.0723	5230.0723	5230.0723	5230.0722
-20	5230.0724	5230.0723	5230.0723	5230.0722
-10	5230.0724	5230.0724	5230.0724	5230.0723
0	5230.0264	5230.0256	5230.0248	5230.0238
10	5230.0279	5230.0270	5230.0268	5230.0259
20	5230.0295	5230.0288	5230.0287	5230.0281
30	5230.0297	5230.0290	5230.0281	5230.0275
40	5230.0309	5230.0304	5230.0299	5230.0289
50	5230.0328	5230.0319	5230.0318	5230.0311
Max. Deviation (MHz)	0.0724	0.0724	0.0724	0.0723
Max. Deviation (ppm)	13.8509	13.8356	13.8337	13.8279
Limit	Within Operation Band			
Result	PASS			



Mode: 40 MHz / Ant. 3

Voltage vs. Frequency Stability

Voltage	Measurement Frequency (MHz)			
(V)	5755 MHz			
	0 Minute	2 Minute	5 Minute	10 Minute
138	5755.0058	5755.0057	5755.0051	5755.0050
120	5755.0052	5755.0050	5755.0042	5755.0036
102	5755.0048	5755.0041	5755.0035	5755.0030
Max. Deviation (MHz)	0.0058	0.0057	0.0051	0.0050
Max. Deviation (ppm)	1.0078	0.9904	0.8862	0.8688
Limit	Within Operation Band			
Result	PASS			

Temperature vs. Frequency Stability

Temperature	Measurement Frequency (MHz)			
(°C)	5755 MHz			
	0 Minute	2 Minute	5 Minute	10 Minute
-30	5755.0766	5755.0764	5755.0755	5755.0751
-20	5755.0756	5755.0748	5755.0739	5755.0736
-10	5755.0750	5755.0742	5755.0733	5755.0730
0	5755.0083	5755.0074	5755.0073	5755.0067
10	5755.0066	5755.0063	5755.0057	5755.0054
20	5755.0052	5755.0044	5755.0043	5755.0039
30	5755.0049	5755.0045	5755.0036	5755.0035
40	5755.0034	5755.0029	5755.0023	5755.0014
50	5755.0020	5755.0016	5755.0007	5754.9997
Max. Deviation (MHz)	0.0766	0.0764	0.0755	0.0751
Max. Deviation (ppm)	13.3102	13.2754	13.1190	13.0495
Limit	Within Operation Band			
Result	PASS			



Voltage vs. Frequency Stability

Voltage	Measurement Frequency (MHz)			
(V)	5795 MHz			
	0 Minute	2 Minute	5 Minute	10 Minute
138	5795.0060	5795.0052	5795.0047	5795.0040
120	5795.0052	5795.0048	5795.0040	5795.0038
102	5795.0047	5795.0043	5795.0041	5795.0037
Max. Deviation (MHz)	0.0060	0.0052	0.0047	0.0040
Max. Deviation (ppm)	1.0354	0.8973	0.8110	0.6903
Limit	Within Operation Band			
Result	PASS			

Temperature vs. Frequency Stability

Temperature	Measurement Frequency (MHz)			
(°C)	5795 MHz			
	0 Minute	2 Minute	5 Minute	10 Minute
-30	5795.0760	5795.0753	5795.0747	5795.0744
-20	5795.0757	5795.0748	5795.0741	5795.0737
-10	5795.0756	5795.0746	5795.0740	5795.0733
0	5795.0022	5795.0013	5795.0012	5795.0003
10	5795.0038	5795.0031	5795.0030	5795.0026
20	5795.0052	5795.0045	5795.0043	5795.0035
30	5795.0055	5795.0046	5795.0043	5795.0033
40	5795.0057	5795.0049	5795.0044	5795.0035
50	5795.0058	5795.0051	5795.0045	5795.0036
Max. Deviation (MHz)	0.0760	0.0753	0.0747	0.0744
Max. Deviation (ppm)	13.1148	12.9940	12.8904	12.8387
Limit	Within Operation Band			
Result	PASS			



Mode: 40 MHz / Ant. 4

Voltage vs. Frequency Stability

Voltage	Measurement Frequency (MHz)			
(V)	5755 MHz			
	0 Minute	2 Minute	5 Minute	10 Minute
138	5755.0077	5755.0073	5755.0070	5755.0062
120	5755.0068	5755.0067	5755.0066	5755.0059
102	5755.0060	5755.0057	5755.0055	5755.0046
Max. Deviation (MHz)	0.0077	0.0073	0.0070	0.0062
Max. Deviation (ppm)	1.3380	1.2685	1.2163	1.0773
Limit	Within Operation Band			
Result	PASS			

Temperature vs. Frequency Stability

Temperature	Measurement Frequency (MHz)			
(°C)	5755 MHz			
	0 Minute	2 Minute	5 Minute	10 Minute
-30	5755.0759	5755.0755	5755.0746	5755.0745
-20	5755.0756	5755.0753	5755.0752	5755.0751
-10	5755.0750	5755.0740	5755.0730	5755.0722
0	5755.0042	5755.0035	5755.0025	5755.0015
10	5755.0062	5755.0055	5755.0051	5755.0050
20	5755.0068	5755.0065	5755.0060	5755.0050
30	5755.0072	5755.0063	5755.0054	5755.0044
40	5755.0092	5755.0088	5755.0081	5755.0080
50	5755.0102	5755.0093	5755.0085	5755.0075
Max. Deviation (MHz)	0.0759	0.0755	0.0752	0.0751
Max. Deviation (ppm)	13.1885	13.1190	13.0669	13.0495
Limit	Within Operation Band			
Result	PASS			



Voltage vs. Frequency Stability

Voltage	Measurement Frequency (MHz)			
(V)	5795 MHz			
	0 Minute	2 Minute	5 Minute	10 Minute
138	5795.0081	5795.0074	5795.0069	5795.0061
120	5795.0074	5795.0066	5795.0062	5795.0053
102	5795.0070	5795.0069	5795.0063	5795.0059
Max. Deviation (MHz)	0.0081	0.0074	0.0069	0.0061
Max. Deviation (ppm)	1.3978	1.2770	1.1907	1.0526
Limit	Within Operation Band			
Result	PASS			

Temperature vs. Frequency Stability

Temperature	Measurement Frequency (MHz)			
(°C)	5795 MHz			
	0 Minute	2 Minute	5 Minute	10 Minute
-30	5795.0757	5795.0752	5795.0745	5795.0738
-20	5795.0756	5795.0747	5795.0741	5795.0737
-10	5795.0748	5795.0741	5795.0737	5795.0735
0	5795.0049	5795.0039	5795.0036	5795.0030
10	5795.0058	5795.0049	5795.0040	5795.0039
20	5795.0074	5795.0065	5795.0060	5795.0058
30	5795.0078	5795.0073	5795.0064	5795.0061
40	5795.0092	5795.0091	5795.0081	5795.0073
50	5795.0108	5795.0099	5795.0093	5795.0092
Max. Deviation (MHz)	0.0757	0.0752	0.0745	0.0738
Max. Deviation (ppm)	13.0630	12.9767	12.8559	12.7351
Limit	Within Operation Band			
Result	PASS			



Mode: 40 MHz / Ant. 5

Voltage vs. Frequency Stability

Voltage	Measurement Frequency (MHz)			
(V)	5755 MHz			
	0 Minute	2 Minute	5 Minute	10 Minute
138	5755.0065	5755.0056	5755.0052	5755.0047
120	5755.0061	5755.0057	5755.0054	5755.0053
102	5755.0054	5755.0051	5755.0041	5755.0031
Max. Deviation (MHz)	0.0065	0.0057	0.0054	0.0053
Max. Deviation (ppm)	1.1295	0.9904	0.9383	0.9209
Limit	Within Operation Band			
Result	PASS			

Temperature vs. Frequency Stability

Temperature	Measurement Frequency (MHz)			
(°C)	5755 MHz			
	0 Minute	2 Minute	5 Minute	10 Minute
-30	5755.0761	5755.0757	5755.0751	5755.0748
-20	5755.0752	5755.0749	5755.0739	5755.0735
-10	5755.0746	5755.0743	5755.0735	5755.0732
0	5755.0025	5755.0016	5755.0015	5755.0010
10	5755.0043	5755.0042	5755.0032	5755.0024
20	5755.0061	5755.0055	5755.0051	5755.0050
30	5755.0063	5755.0054	5755.0044	5755.0040
40	5755.0070	5755.0065	5755.0063	5755.0060
50	5755.0073	5755.0072	5755.0066	5755.0056
Max. Deviation (MHz)	0.0761	0.0757	0.0751	0.0748
Max. Deviation (ppm)	13.2233	13.1538	13.0495	12.9974
Limit	Within Operation Band			
Result	PASS			



Voltage vs. Frequency Stability

Voltage	Measurement Frequency (MHz)			
(V)	5795 MHz			
	0 Minute	2 Minute	5 Minute	10 Minute
138	5795.0068	5795.0059	5795.0054	5795.0045
120	5795.0065	5795.0063	5795.0057	5795.0048
102	5795.0060	5795.0057	5795.0051	5795.0045
Max. Deviation (MHz)	0.0068	0.0063	0.0057	0.0048
Max. Deviation (ppm)	1.1734	1.0871	0.9836	0.8283
Limit	Within Operation Band			
Result	PASS			

Temperature vs. Frequency Stability

Temperature	Measurement Frequency (MHz)			
(°C)	5795 MHz			
	0 Minute	2 Minute	5 Minute	10 Minute
-30	5795.0757	5795.0752	5795.0749	5795.0748
-20	5795.0752	5795.0742	5795.0740	5795.0738
-10	5795.0750	5795.0741	5795.0739	5795.0738
0	5795.0058	5795.0050	5795.0047	5795.0044
10	5795.0060	5795.0059	5795.0054	5795.0046
20	5795.0065	5795.0056	5795.0049	5795.0040
30	5795.0067	5795.0057	5795.0055	5795.0047
40	5795.0085	5795.0084	5795.0082	5795.0078
50	5795.0086	5795.0081	5795.0075	5795.0065
Max. Deviation (MHz)	0.0757	0.0752	0.0749	0.0748
Max. Deviation (ppm)	13.0630	12.9767	12.9249	12.9077
Limit	Within Operation Band			
Result	PASS			



Mode: 40 MHz / Ant. 6

Voltage vs. Frequency Stability

Voltage	Measurement Frequency (MHz)			
(V)	5755 MHz			
	0 Minute	2 Minute	5 Minute	10 Minute
138	5755.0073	5755.0069	5755.0062	5755.0057
120	5755.0072	5755.0063	5755.0062	5755.0053
102	5755.0070	5755.0067	5755.0065	5755.0057
Max. Deviation (MHz)	0.0073	0.0069	0.0065	0.0057
Max. Deviation (ppm)	1.2685	1.1990	1.1295	0.9904
Limit	Within Operation Band			
Result	PASS			

Temperature vs. Frequency Stability

Temperature	Measurement Frequency (MHz)			
(°C)	5755 MHz			
	0 Minute	2 Minute	5 Minute	10 Minute
-30	5755.0759	5755.0756	5755.0749	5755.0746
-20	5755.0753	5755.0748	5755.0743	5755.0735
-10	5755.0746	5755.0744	5755.0740	5755.0736
0	5755.0053	5755.0047	5755.0042	5755.0041
10	5755.0064	5755.0063	5755.0057	5755.0049
20	5755.0072	5755.0068	5755.0067	5755.0065
30	5755.0076	5755.0072	5755.0071	5755.0067
40	5755.0093	5755.0083	5755.0081	5755.0077
50	5755.0100	5755.0099	5755.0095	5755.0094
Max. Deviation (MHz)	0.0759	0.0756	0.0749	0.0746
Max. Deviation (ppm)	13.1885	13.1364	13.0148	12.9626
Limit	Within Operation Band			
Result	PASS			



Voltage vs. Frequency Stability

Voltage	Measurement Frequency (MHz)			
(V)	5795 MHz			
	0 Minute	2 Minute	5 Minute	10 Minute
138	5795.0086	5795.0082	5795.0078	5795.0070
120	5795.0076	5795.0069	5795.0064	5795.0056
102	5795.0074	5795.0072	5795.0066	5795.0059
Max. Deviation (MHz)	0.0086	0.0082	0.0078	0.0070
Max. Deviation (ppm)	1.4840	1.4150	1.3460	1.2079
Limit	Within Operation Band			
Result	PASS			

Temperature vs. Frequency Stability

Temperature	Measurement Frequency (MHz)			
(°C)	5795 MHz			
	0 Minute	2 Minute	5 Minute	10 Minute
-30	5795.0764	5795.0760	5795.0753	5795.0746
-20	5795.0760	5795.0754	5795.0745	5795.0737
-10	5795.0753	5795.0747	5795.0737	5795.0734
0	5795.0092	5795.0083	5795.0082	5795.0073
10	5795.0077	5795.0073	5795.0068	5795.0058
20	5795.0076	5795.0072	5795.0070	5795.0065
30	5795.0074	5795.0070	5795.0060	5795.0051
40	5795.0061	5795.0056	5795.0049	5795.0043
50	5795.0050	5795.0040	5795.0033	5795.0028
Max. Deviation (MHz)	0.0764	0.0760	0.0753	0.0746
Max. Deviation (ppm)	13.1838	13.1148	12.9940	12.8732
Limit	Within Operation Band			
Result	PASS			



Mode: 80 MHz / Ant. 1

Voltage vs. Frequency Stability

Voltage	Measurement Frequency (MHz)			
(V)	5210 MHz			
	0 Minute	2 Minute	5 Minute	10 Minute
138	5210.0286	5210.0285	5210.0280	5210.0274
120	5210.0278	5210.0276	5210.0275	5210.0265
102	5210.0276	5210.0269	5210.0266	5210.0259
Max. Deviation (MHz)	0.0286	0.0285	0.0280	0.0274
Max. Deviation (ppm)	5.4894	5.4702	5.3743	5.2591
Limit	Within Operation Band			
Result	PASS			

Temperature vs. Frequency Stability

Temperature	Measurement Frequency (MHz)			
(°C)	5210 MHz			
	0 Minute	2 Minute	5 Minute	10 Minute
-30	5210.0722	5210.0722	5210.0721	5210.0721
-20	5210.0723	5210.0722	5210.0722	5210.0721
-10	5210.0725	5210.0724	5210.0724	5210.0723
0	5210.0259	5210.0257	5210.0248	5210.0244
10	5210.0262	5210.0252	5210.0248	5210.0242
20	5210.0278	5210.0274	5210.0268	5210.0267
30	5210.0281	5210.0277	5210.0269	5210.0266
40	5210.0290	5210.0287	5210.0286	5210.0281
50	5210.0294	5210.0290	5210.0283	5210.0280
Max. Deviation (MHz)	0.0724	0.0724	0.0724	0.0723
Max. Deviation (ppm)	13.9060	13.8964	13.8887	13.8829
Limit	Within Operation Band			
Result	PASS			



Mode: 80 MHz / Ant. 2

Voltage vs. Frequency Stability

Voltage	Measurement Frequency (MHz)			
(V)	5210 MHz			
	0 Minute	2 Minute	5 Minute	10 Minute
138	5210.0294	5210.0287	5210.0282	5210.0281
120	5210.0286	5210.0281	5210.0276	5210.0272
102	5210.0278	5210.0273	5210.0265	5210.0262
Max. Deviation (MHz)	0.0294	0.0287	0.0282	0.0281
Max. Deviation (ppm)	5.6430	5.5086	5.4127	5.3935
Limit	Within Operation Band			
Result	PASS			

Temperature vs. Frequency Stability

Temperature	Measurement Frequency (MHz)			
(°C)	5210 MHz			
	0 Minute	2 Minute	5 Minute	10 Minute
-30	5210.0723	5210.0722	5210.0722	5210.0721
-20	5210.0725	5210.0724	5210.0724	5210.0723
-10	5210.0726	5210.0725	5210.0724	5210.0724
0	5210.0261	5210.0256	5210.0248	5210.0247
10	5210.0278	5210.0269	5210.0260	5210.0253
20	5210.0286	5210.0279	5210.0276	5210.0272
30	5210.0290	5210.0287	5210.0277	5210.0267
40	5210.0310	5210.0306	5210.0298	5210.0289
50	5210.0311	5210.0308	5210.0301	5210.0293
Max. Deviation (MHz)	0.0725	0.0725	0.0724	0.0724
Max. Deviation (ppm)	13.9251	13.9079	13.9040	13.9002
Limit	Within Operation Band			
Result	PASS			



Mode: 80 MHz / Ant. 3

Voltage vs. Frequency Stability

Voltage	Measurement Frequency (MHz)			
(V)	5775 MHz			
	0 Minute	2 Minute	5 Minute	10 Minute
138	5775.0055	5775.0049	5775.0043	5775.0033
120	5775.0052	5775.0045	5775.0042	5775.0035
102	5775.0042	5775.0037	5775.0030	5775.0021
Max. Deviation (MHz)	0.0055	0.0049	0.0043	0.0035
Max. Deviation (ppm)	0.9524	0.8485	0.7446	0.6061
Limit	Within Operation Band			
Result	PASS			

Temperature vs. Frequency Stability

Temperature	Measurement Frequency (MHz)			
(°C)	5775 MHz			
	0 Minute	2 Minute	5 Minute	10 Minute
-30	5775.0759	5775.0755	5775.0747	5775.0739
-20	5775.0754	5775.0753	5775.0749	5775.0742
-10	5775.0751	5775.0746	5775.0737	5775.0730
0	5775.0023	5775.0013	5775.0003	5775.0002
10	5775.0043	5775.0042	5775.0041	5775.0039
20	5775.0052	5775.0045	5775.0036	5775.0026
30	5775.0057	5775.0048	5775.0043	5775.0038
40	5775.0073	5775.0065	5775.0057	5775.0056
50	5775.0087	5775.0080	5775.0073	5775.0064
Max. Deviation (MHz)	0.0759	0.0755	0.0749	0.0742
Max. Deviation (ppm)	13.1429	13.0736	12.9697	12.8485
Limit	Within Operation Band			
Result	PASS			



Mode: 80 MHz / Ant. 4

Voltage vs. Frequency Stability

Voltage	Measurement Frequency (MHz)			
(V)	5775 MHz			
	0 Minute	2 Minute	5 Minute	10 Minute
138	5775.0075	5775.0067	5775.0062	5775.0054
120	5775.0068	5775.0063	5775.0061	5775.0056
102	5775.0058	5775.0050	5775.0045	5775.0041
Max. Deviation (MHz)	0.0075	0.0067	0.0062	0.0056
Max. Deviation (ppm)	1.2987	1.1602	1.0736	0.9697
Limit	Within Operation Band			
Result	PASS			

Temperature vs. Frequency Stability

Temperature	Measurement Frequency (MHz)			
(°C)	5775 MHz			
	0 Minute	2 Minute	5 Minute	10 Minute
-30	5775.0760	5775.0754	5775.0745	5775.0742
-20	5775.0757	5775.0751	5775.0741	5775.0736
-10	5775.0754	5775.0747	5775.0741	5775.0740
0	5775.0053	5775.0050	5775.0040	5775.0031
10	5775.0059	5775.0053	5775.0045	5775.0041
20	5775.0068	5775.0063	5775.0061	5775.0057
30	5775.0073	5775.0071	5775.0065	5775.0056
40	5775.0089	5775.0081	5775.0072	5775.0064
50	5775.0096	5775.0087	5775.0085	5775.0076
Max. Deviation (MHz)	0.0760	0.0754	0.0745	0.0742
Max. Deviation (ppm)	13.1602	13.0563	12.9004	12.8485
Limit	Within Operation Band			
Result	PASS			



Mode: 80 MHz / Ant. 5

Voltage vs. Frequency Stability

Voltage	Measurement Frequency (MHz)			
(V)	5775 MHz			
	0 Minute	2 Minute	5 Minute	10 Minute
138	5775.0060	5775.0054	5775.0045	5775.0036
120	5775.0056	5775.0048	5775.0039	5775.0029
102	5775.0049	5775.0047	5775.0044	5775.0035
Max. Deviation (MHz)	0.0060	0.0054	0.0045	0.0036
Max. Deviation (ppm)	1.0390	0.9351	0.7792	0.6234
Limit	Within Operation Band			
Result	PASS			

Temperature vs. Frequency Stability

Temperature	Measurement Frequency (MHz)			
(°C)	5775 MHz			
	0 Minute	2 Minute	5 Minute	10 Minute
-30	5775.0759	5775.0754	5775.0745	5775.0736
-20	5775.0756	5775.0748	5775.0738	5775.0732
-10	5775.0754	5775.0747	5775.0741	5775.0735
0	5775.0033	5775.0026	5775.0022	5775.0015
10	5775.0038	5775.0031	5775.0025	5775.0016
20	5775.0056	5775.0051	5775.0046	5775.0036
30	5775.0060	5775.0056	5775.0053	5775.0050
40	5775.0078	5775.0070	5775.0069	5775.0068
50	5775.0084	5775.0074	5775.0070	5775.0061
Max. Deviation (MHz)	0.0759	0.0754	0.0745	0.0736
Max. Deviation (ppm)	13.1429	13.0563	12.9004	12.7446
Limit	Within Operation Band			
Result	PASS			



Mode: 80 MHz / Ant. 6

Voltage vs. Frequency Stability

Voltage	Measurement Frequency (MHz)			
(V)	5775 MHz			
	0 Minute	2 Minute	5 Minute	10 Minute
138	5775.0080	5775.0076	5775.0068	5775.0061
120	5775.0071	5775.0061	5775.0052	5775.0043
102	5775.0065	5775.0061	5775.0058	5775.0056
Max. Deviation (MHz)	0.0080	0.0076	0.0068	0.0061
Max. Deviation (ppm)	1.3853	1.3160	1.1775	1.0563
Limit	Within Operation Band			
Result	PASS			

Temperature vs. Frequency Stability

Temperature	Measurement Frequency (MHz)			
(°C)	5775 MHz			
	0 Minute	2 Minute	5 Minute	10 Minute
-30	5775.0756	5775.0749	5775.0745	5775.0741
-20	5775.0752	5775.0750	5775.0742	5775.0734
-10	5775.0750	5775.0742	5775.0734	5775.0726
0	5775.0087	5775.0080	5775.0076	5775.0068
10	5775.0078	5775.0074	5775.0070	5775.0063
20	5775.0071	5775.0066	5775.0056	5775.0052
30	5775.0067	5775.0065	5775.0056	5775.0052
40	5775.0057	5775.0054	5775.0045	5775.0041
50	5775.0045	5775.0044	5775.0039	5775.0032
Max. Deviation (MHz)	0.0756	0.0750	0.0745	0.0741
Max. Deviation (ppm)	13.0909	12.9870	12.9004	12.8312
Limit	Within Operation Band			
Result	PASS			



2.8. Antenna Requirements

2.8.1. Limit

Except for special regulations, the Low-power Radio-frequency Devices must not be equipped with any jacket for installing an antenna with extension cable. An intentional radiator shall be designed to ensure that no antenna other than that furnished by the responsible party shall be used with the device. The use of a permanently attached antenna or of an antenna that uses a unique coupling to the intentional radiator shall be considered sufficient to comply with the provisions of this Section. The manufacturer may design the unit so that the user can replace a broken antenna, but the use of a standard antenna jack or electrical connector is prohibited.

2.8.2. Antenna Connector Construction

The antenna connector complied with the requirements.



3. List of Measuring Equipments

Instrument	Manufacturer	Model No.	Serial No.	Characteristics	Calibration Date	Calibration Due Date	Remark
LISN	Schwarzbeck	NSLK 8127	8127650	9kHz ~ 30MHz	Nov. 21, 2019	Nov. 20, 2020	Conduction (CO02-CB)
LISN	Schwarzbeck	NSLK 8127	8127478	9kHz ~ 30MHz	Oct. 30, 2019	Oct. 29, 2020	Conduction (CO02-CB)
EMI Receiver	Agilent	N9038A	MY52260140	9kHz ~ 8.4GHz	Mar. 10, 2020	Mar. 09, 2021	Conduction (CO02-CB)
Pulse Limiter	Schwarzbeck	VTSD 9561F-N	00378	9kHz ~ 30MHz	Mar. 19, 2020	Mar. 18, 2021	Conduction (CO02-CB)
COND Cable	Woken	Cable	2	0.15MHz ~ 30MHz	Oct. 21, 2019	Oct. 20, 2020	Conduction (CO02-CB)
Software	Audix	E3	6.120210n	-	N.C.R.	N.C.R.	Conduction (CO02-CB)
Loop Antenna	Teseq	HLA 6120	24155	9kHz - 30 MHz	Apr. 13, 2020	Apr. 12, 2021	Radiation (03CH05-CB)
Bilog Antenna with 6dB Attenuator	TESEQ & EMCI	CBL 6112D & N-6-06	35236 & AT-N0610	30MHz ~ 2GHz	Mar. 27, 2020	Mar. 26, 2021	Radiation (03CH05-CB)
Horn Antenna	SCHWARZBECK	BBHA9120D	BBHA 9120D-1291	1GHz~18GHz	Oct. 05, 2019	Oct. 04, 2020	Radiation (03CH05-CB)
Horn Antenna	Schwarzbeck	BBHA 9170	BBHA9170252	15GHz ~ 40GHz	Jun. 27, 2019	Jun. 26, 2020	Radiation (03CH05-CB)
Horn Antenna	SCHWARZBECK	BBHA 9170	BBHA9170507	15GHz ~ 40GHz	Jun. 11, 2020	Jun. 10, 2021	Radiation (03CH05-CB)
Pre-Amplifier	EMCI	EMC330N	980331	20MHz ~ 3GHz	Apr. 28, 2020	Apr. 27, 2021	Radiation (03CH05-CB)
Pre-Amplifier	EMCI	EMC12630SE	980287	1GHz ~ 26.5GHz	Apr. 15, 2020	Apr. 14, 2021	Radiation (03CH05-CB)
Pre-Amplifier	EMCI	EMC12630SE	980287	1GHz ~ 26.5GHz	Jul. 03, 2020	Jul. 02, 2021	Radiation (03CH05-CB)
Pre-Amplifier	MITEQ	TTA1840-35-HG	1864479	18GHz ~ 40GHz	Jul. 03, 2019	Jul. 02, 2020	Radiation (03CH05-CB)
Amplifier	-	-	TF-130N-R1	18GHz ~ 40GHz	Jun. 19, 2020	Jun. 18, 2021	Radiation (03CH05-CB)
Spectrum Analyzer	R&S	FSP40	100304	9kHz ~ 40GHz	Aug. 15, 2019	Aug. 14, 2020	Radiation (03CH05-CB)
EMI Test Receiver	R&S	ESCS	826547/017	9kHz ~ 2.75GHz	May 13, 2020	May 12, 2021	Radiation (03CH05-CB)
RF Cable-low	Woken	RG402	LOW Cable-04+23	30MHz~1GHz	Oct. 07, 2019	Oct. 06, 2020	Radiation (03CH05-CB)
RF Cable-high	Woken	RG402	High Cable-28	1GHz~18GHz	Oct. 07, 2019	Oct. 06, 2020	Radiation (03CH05-CB)
RF Cable-high	Woken	RG402	High Cable-04+28	1GHz~18GHz	Feb. 01, 2020	Jan. 31, 2021	Radiation (03CH05-CB)
RF Cable-high	Woken	RG402	High Cable-40G#1	18GHz ~ 40 GHz	Jul. 24, 2019	Jul. 23, 2020	Radiation (03CH05-CB)
RF Cable-high	Woken	RG402	High Cable-40G#2	18GHz ~ 40 GHz	Jul. 24, 2019	Jul. 23, 2020	Radiation (03CH05-CB)



Instrument	Manufacturer	Model No.	Serial No.	Characteristics	Calibration Date	Calibration Due Date	Remark
Horn Antenna	ETS • Lindgren	3115	00143147	750MHz~18GHz	Oct. 22, 2019	Oct. 21, 2020	Radiation (03CH04-CB)
Horn Antenna	Schwarzbeck	BBHA 9170	BBHA9170252	15GHz ~ 40GHz	Jun. 27, 2019	Jun. 26, 2020	Radiation (03CH04-CB)
Horn Antenna	SCHWARZBECK	BBHA 9170	BBHA9170507	15GHz ~ 40GHz	Jun. 11, 2020	Jun. 10, 2021	Radiation (03CH04-CB)
Pre-Amplifier	Agilent	83017A	MY53270063	0.5GHz~26.5GHz	Mar. 11, 2020	Mar. 10, 2021	Radiation (03CH04-CB)
Pre-Amplifier	MITEQ	TTA1840-35-HG	1864479	18GHz ~ 40GHz	Jul. 03, 2019	Jul. 02, 2020	Radiation (03CH04-CB)
Amplifier	-	-	TF-130N-R1	18GHz ~ 40GHz	Jun. 19, 2020	Jun. 18, 2021	Radiation (03CH04-CB)
Spectrum Analyzer	R&S	FSP40	100142	9kHz~40GHz	Dec. 18, 2019	Dec. 17, 2020	Radiation (03CH04-CB)
RF Cable-high	Woken	RG402	High Cable-21	1GHz - 18GHz	Feb. 01, 2020	Jan. 31, 2021	Radiation (03CH04-CB)
RF Cable-high	Woken	RG402	High Cable-21	1GHz - 18GHz	Jul. 07, 2020	Jul. 06, 2021	Radiation (03CH04-CB)
RF Cable-high	Woken	RG402	High Cable-21+22	1GHz - 18GHz	Feb. 01, 2020	Jan. 31, 2021	Radiation (03CH04-CB)
RF Cable-high	Woken	RG402	High Cable-40G#1	18GHz ~ 40 GHz	Jul. 24, 2019	Jul. 23, 2020	Radiation (03CH04-CB)
RF Cable-high	Woken	RG402	High Cable-40G#2	18GHz ~ 40 GHz	Jul. 24, 2019	Jul. 23, 2020	Radiation (03CH04-CB)
Spectrum analyzer	R&S	FSV40	100979	9kHz~40GHz	May 05, 2020	May 04, 2021	Conducted (TH01-CB)
Temp. and Humidity Chamber	Ten Billion	TTH-D3SP	TBN-931011	-30~100 degree	May 28, 2020	May 27, 2021	Conducted (TH01-CB)
RF Cable-high	Woken	RG402	High Cable-06	1 GHz – 26.5 GHz	Oct. 07, 2019	Oct. 06, 2020	Conducted (TH01-CB)
RF Cable-high	Woken	RG402	High Cable-07	1 GHz –26.5 GHz	Oct. 07, 2019	Oct. 06, 2020	Conducted (TH01-CB)
RF Cable-high	Woken	RG402	High Cable-08	1 GHz –26.5 GHz	Oct. 07, 2019	Oct. 06, 2020	Conducted (TH01-CB)
RF Cable-high	Woken	RG402	High Cable-09	1 GHz –26.5 GHz	Oct. 07, 2019	Oct. 06, 2020	Conducted (TH01-CB)
RF Cable-high	Woken	RG402	High Cable-10	1 GHz –26.5 GHz	Oct. 07, 2019	Oct. 06, 2020	Conducted (TH01-CB)
RF Cable-high	Woken	RG402	High Cable-28	1 GHz –26.5 GHz	Nov. 18, 2019	Nov. 17, 2020	Conducted (TH01-CB)
Power Sensor	Agilent	E9327A	US40442088	50MHz~18GHz	Feb. 07, 2020	Feb. 06, 2021	Conducted (TH01-CB)
Power Meter	Agilent	E4416A	GB41291199	50MHz~18GHz	Feb. 07, 2020	Feb. 06, 2021	Conducted (TH01-CB)

Note: Calibration Interval of instruments listed above is one year.

N.C.R. means Non-Calibration required.



4. Measurement Uncertainty

Test Items	Uncertainty	Remark
Conducted Emission (150kHz ~ 30MHz)	2.0 dB	Confidence levels of 95%
Radiated Emission (30MHz ~ 1,000MHz)	5.6 dB	Confidence levels of 95%
Radiated Emission (1GHz ~ 18GHz)	4.9 dB	Confidence levels of 95%
Radiated Emission (18GHz ~ 40GHz)	4.6 dB	Confidence levels of 95%
Conducted Emission	2.4 dB	Confidence levels of 95%
Output Power Measurement	1.5 dB	Confidence levels of 95%
Power Density Measurement	2.4 dB	Confidence levels of 95%
Bandwidth Measurement	2%	Confidence levels of 95%
Frequency Stability	5.2×10^{-10}	Confidence levels of 95%

Appendix A. Radiated Emission Co-location Report

1. Results of Radiated Emissions for Co-located

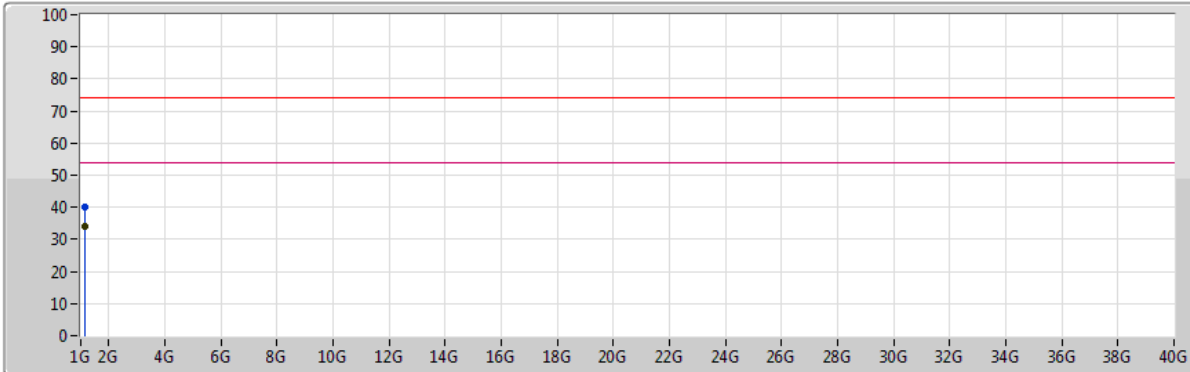
Mode Configure





Mode	Configure
Mode 1	2.4G+5G band 1

Note: Both WLAN 2.4G and WLAN 5G simultaneously could be transmitted with a same antenna.

13/07/2020

Mode 1

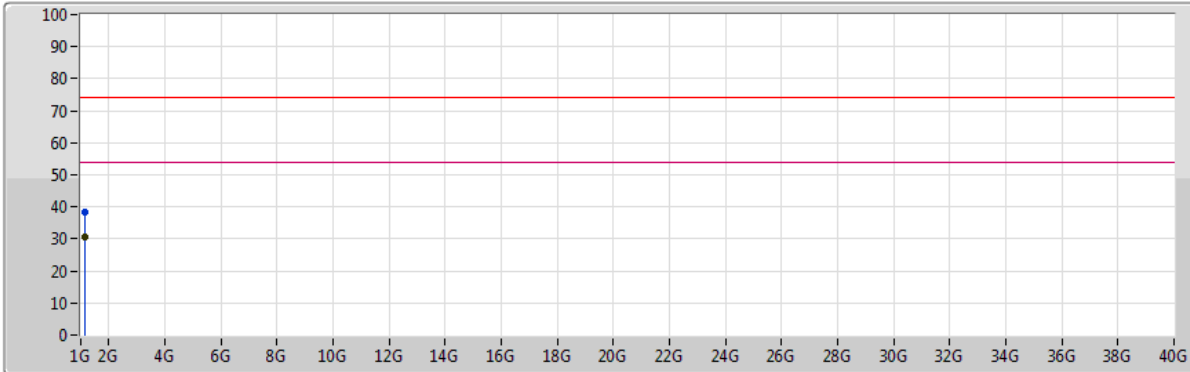






Lim.PK 
 PK 
 Lim.AV 
 AV 

Type	Freq (Hz)	Level (dBuV/m)	Limit (dBuV/m)	Margin (dB)	Factor (dB)	Dist (m)	Condition	Azimuth (°)	Height (m)	Comment	Raw (dBuV)	AF (dB)	CL (dB)	PA (dB)
PK	1.12483G	39.96	74.00	-34.04	-8.99	3	Vertical	37	1.15	-	48.95	24.72	2.84	36.55
AV	1.12489G	34.15	54.00	-19.85	-8.99	3	Vertical	37	1.15	"Worst"	43.14	24.72	2.84	36.55

13/07/2020

Mode 1



Lim.PK 
 PK 
 Lim.AV 
 AV 

Type	Freq (Hz)	Level (dBuV/m)	Limit (dBuV/m)	Margin (dB)	Factor (dB)	Dist (m)	Condition	Azimuth (°)	Height (m)	Comment	Raw (dBuV)	AF (dB)	CL (dB)	PA (dB)
PK	1.12532G	38.50	74.00	-35.50	-8.99	3	Horizontal	155	1.47	-	47.49	24.73	2.84	36.56
AV	1.12509G	30.75	54.00	-23.25	-8.99	3	Horizontal	155	1.47	"Worst"	39.74	24.73	2.84	36.56