

# RF TEST REPORT

|                   |                                |
|-------------------|--------------------------------|
| <b>Applicant</b>  | MeiG Smart Technology Co., Ltd |
| <b>FCC ID</b>     | 2APJ4-MT579                    |
| <b>Product</b>    | 4G Mobile WiFi                 |
| <b>Brand</b>      | MEIGLink                       |
| <b>Model</b>      | MT579                          |
| <b>Report No.</b> | R2402A0143-R2                  |
| <b>Issue Date</b> | July 1, 2024                   |

Eurofins TA Technology (Shanghai) Co., Ltd. tested the above equipment in accordance with the requirements in **FCC CFR47 Part 2 (2023)/ FCC CFR 47 Part 24E (2023)**. The test results show that the equipment tested is capable of demonstrating compliance with the requirements as documented in this report.

*Prepared by: Xu Ying*

*Approved by: Xu Kai*

**Eurofins TA Technology (Shanghai) Co., Ltd.**

*Building 3, No.145, Jintang Rd, Pudong Shanghai, P.R.China*

*TEL: +86-021-50791141/2/3*

*FAX: +86-021-50791141/2/3-8000*

## TABLE OF CONTENT

|   |    |
|---|----|
| 1. Test Laboratory .....  | 4  |
| 1.1. Notes of the test report .....                               | 4  |
| 1.2. Test facility .....  | 4  |
| 1.3. Testing Location .....                                       | 4  |
| 2. General Description of Equipment under Test .....              | 5  |
| 2.1. Applicant and Manufacturer Information .....                 | 5  |
| 2.2. General information .....                                    | 5  |
| 3. Applied Standards .....  | 7  |
| 4. Test Configuration .....                                       | 8  |
| 5. Test Case .....  | 10 |
| 5.1. RF Power Output and Effective Isotropic Radiated Power ..... | 10 |
| 5.2. Occupied Bandwidth .....                                     | 11 |
| 5.3. Band Edge Compliance .....                                   | 12 |
| 5.4. Peak-to-Average Power Ratio (PAPR) .....                     | 13 |
| 5.5. Frequency Stability .....                                    | 14 |
| 5.6. Spurious Emissions at Antenna Terminals .....                | 16 |
| 5.7. Radiated Spurious Emission .....                             | 17 |
| 6. Test Results .....   | 20 |
| 6.1. RF Power Output and Effective Isotropic Radiated Power ..... | 20 |
| 6.2. Occupied Bandwidth .....                                     | 27 |
| 6.3. Band Edge Compliance .....                                   | 36 |
| 6.4. Peak-to-Average Power Ratio (PAPR) .....                     | 45 |
| 6.5. Frequency Stability .....                                    | 47 |
| 6.6. Spurious Emissions at Antenna Terminals .....                | 50 |
| 6.7. Radiated Spurious Emission .....                             | 54 |
| 7. Main Test Instruments .....                                    | 57 |
| ANNEX A: The EUT Appearance .....                                 | 58 |
| ANNEX B: Test Setup Photos .....                                  | 59 |

## Summary of measurement results

| No.   | Test Case  | Clause in FCC rules        | Verdict |
|---|--|----------------------------|---------|
| 1   | RF Power Output and Effective Isotropic Radiated Power | 2.1046<br>24.232(c)        | PASS    |
| 2   | Occupied Bandwidth                                     | 2.1049                     | PASS    |
| 3   | Band Edge Compliance                                   | 2.1051 /24.238(a)          | PASS    |
| 4   | Peak-to-Average Power Ratio                            | 24.232/KDB 971168 D01(5.7) | PASS    |
| 5   | Frequency Stability                                    | 2.1055 / 24.235            | PASS    |
| 6   | Spurious Emissions at Antenna Terminals                | 2.1051 / 24.238(a)         | PASS    |
| 7   | Radiated Spurious Emission                             | 2.1053 / 24.238(a)         | PASS    |
| Date of Testing: February 23, 2024 ~ March 14, 2024<br>Date of Sample Received: February 22, 2024   |  |                            |         |
| Note: PASS: The EUT complies with the essential requirements in the standard.<br>FAIL: The EUT does not comply with the essential requirements in the standard.<br>All indications of Pass/Fail in this report are opinions expressed by Eurofins TA Technology (Shanghai) Co., Ltd. based on interpretations and/or observations of test results. Measurement Uncertainties were not taken into account and are published for informational purposes only. |  |                            |         |

## 1. Test Laboratory

### 1.1. Notes of the test report

This report shall not be reproduced in full or partial, without the written approval of **Eurofins TA Technology (Shanghai) Co., Ltd.** The results documented in this report apply only to the tested sample, under the conditions and modes of operation as described herein. Measurement Uncertainties were not taken into account and are published for informational purposes only. This report is written to support regulatory compliance of the applicable standards stated above.

### 1.2. Test facility

#### **FCC (Designation number: CN1179, Test Firm Registration Number: 446626)**

Eurofins TA Technology (Shanghai) Co., Ltd. has been listed on the US Federal Communications Commission list of test facilities recognized to perform measurements.

#### **A2LA (Certificate Number: 3857.01)**

Eurofins TA Technology (Shanghai) Co., Ltd. has been listed by American Association for Laboratory Accreditation to perform measurement.

### 1.3. Testing Location

Company: Eurofins TA Technology (Shanghai) Co., Ltd.  
Address: Building 3, No.145, Jintang Rd, Pudong Shanghai, P.R.China  
City: Shanghai  
Post code: 201201  
Country: P. R. China  
Contact: Xu Kai  
Telephone: +86-021-50791141/2/3  
Fax: +86-021-50791141/2/3-8000  
Website: <https://www.eurofins.com/electrical-and-electronics>  
E-mail: [Kain.Xu@cpt.eurofinscn.com](mailto:Kain.Xu@cpt.eurofinscn.com)

## 2. General Description of Equipment under Test

### 2.1. Applicant and Manufacturer Information

|                      |  |
|----------------------|--|
| Applicant            | MeiG Smart Technology Co., Ltd   |
| Applicant address    | 2nd Floor, Office Building, No.5 Lingxia Road, Fenghuang, Fuyong Street, Bao'an District, Shenzhen |
| Manufacturer         | MeiG Smart Technology Co., Ltd   |
| Manufacturer address | 2nd Floor, Office Building, No.5 Lingxia Road, Fenghuang, Fuyong Street, Bao'an District, Shenzhen |

### 2.2. General information

| EUT Description              |  |             |             |
|------------------------------|--|-------------|-------------|
| Model                        | MT579  |             |             |
| Lab internal SN              | R2402A0143/S01   |             |             |
| Hardware Version             | MT579_PCB_V1.00  |             |             |
| Software Version             | MT579-SA_4.0.2_EQ100   |             |             |
| Power Supply                 | Battery / AC adapter   |             |             |
| Antenna Type                 | Internal Antenna   |             |             |
| Antenna Gain                 | -0.43 dBi  |             |             |
| Test Mode(s)                 | WCDMA Band II; LTE Band 2;   |             |             |
| Test Modulation              | (WCDMA) BPSK, QPSK, 16QAM;<br>(LTE) QPSK, 16QAM;   |             |             |
| HSDPA UE Category            | 14   |             |             |
| HSUPA UE Category            | 6  |             |             |
| HSPA+ UE Category            | 14   |             |             |
| LTE Category                 | 4  |             |             |
| Maximum E.I.R.P              | WCDMA Band II:   | 20.74 dBm   |             |
|                              | LTE Band 2:  | 23.63 dBm   |             |
| Rated Power Supply Voltage   | 3.8V   |             |             |
| Operating Voltage            | Minimum: 3.5V    Maximum: 4.25V  |             |             |
| Operating Temperature        | Lowest: 0°C    Highest: +35°C  |             |             |
| Testing Temperature          | Lowest: -30°C    Highest: +50°C  |             |             |
| Operating Frequency Range(s) | Band   | Tx (MHz)    | Rx (MHz)    |
|                              | WCDMA Band II  | 1850 ~ 1910 | 1930 ~ 1990 |
|                              | LTE Band 2   | 1850 ~ 1910 | 1930 ~ 1990 |
| EUT Accessory                |  |             |             |
| Adapter                      | Manufacturer: Dongguan Sunun Power Co., Ltd<br>Model: SA68-050100U<br>Input: 100-240V 0.2A |             |             |

|  |   |
|--|---|
| Battery 1  | Manufacturer: ShenzhenAerospaceElectronic Co.,Ltd.<br>Model: MG584463 |
| Battery 2  | Manufacturer: Zhongshan Tianmao Battery Co., Ltd.<br>Model: MG584463  |
| USB Cable  | Manufacturer: Shenzhen Gaohangda Technology Co., LTD<br>Model: /      |
| Note:<br>1. The EUT is sent from the applicant to Eurofins TA and the information of the EUT is declared by the applicant. |   |

### 3. Applied Standards

According to the specifications of the manufacturer, it must comply with the requirements of the following standards:

**Test standards:**

**FCC CFR 47 Part 24E (2023)**

**FCC CFR47 Part 2 (2023)**

**Reference standard:**

**ANSI C63.26-2015**

**KDB 971168 D01 Power Meas License Digital Systems v03r01**

## 4. Test Configuration

Radiated measurements are performed by rotating the EUT in three different orthogonal test planes. EUT stand-up position (Z axis), lie-down position (X, Y axis). Receiver antenna polarization (horizontal and vertical), the worst emission was found in position (Z axis, vertical polarization for WCDMA Band II; X axis, horizontal polarization for LTE Band 2) and the worst case was recorded.

All mode and data rates and positions and RB size and modulations were investigated. Subsequently, only the worst case emissions are reported.

The following testing in WCDMA/LTE is set based on the maximum RF Output Power.

Test modes are chosen to be reported as the worst case configuration below:

| Test items   | Modes/Modulation            |
|--|-----------------------------|
|  | WCDMA Band II               |
| RF Power Output and Effective Isotropic Radiated Power | RMC<br>HSDPA/HSUPA<br>HSPA+ |
| Occupied Bandwidth                                     | RMC                         |
| Band Edge Compliance                                   | RMC                         |
| Peak-to-Average Power Ratio                            | RMC                         |
| Frequency Stability                                    | RMC                         |
| Spurious Emissions at Antenna Terminals                | RMC                         |
| Radiated Spurious Emission                             | RMC                         |



Test modes are chosen to be reported as the worst case configuration below for LTE Band 2:

| Test items   | Bandwidth (MHz)   |   |   |    |    |    | Modulation |       | RB |     |      | Test Channel |   |   |
|--|---|---|---|----|----|----|------------|-------|----|-----|------|--------------|---|---|
|  | 1.4   | 3 | 5 | 10 | 15 | 20 | QPSK       | 16QAM | 1  | 50% | 100% | L            | M | H |
| RF Power Output and Effective Isotropic Radiated Power | O   | O | O | O  | O  | O  | O          | O     | O  | O   | O    | O            | O | O |
| Occupied Bandwidth                                     | O   | O | O | O  | O  | O  | O          | O     | -  | -   | O    | O            | O | O |
| Band Edge Compliance                                   | O   | O | O | O  | O  | O  | O          | O     | O  | -   | O    | O            | - | O |
| Peak-to-Average Power Ratio                            | O   | O | O | O  | O  | O  | O          | O     | -  | -   | O    | O            | O | O |
| Frequency Stability                                    | O   | O | O | O  | O  | O  | O          | O     | O  | -   | -    | -            | O | - |
| Spurious Emissions at Antenna Terminals                | O   | O | O | O  | O  | O  | O          | -     | O  | -   | -    | O            | O | O |
| Radiated Spurious Emission                             | O   | - | O | -  | -  | O  | O          | -     | O  | -   | -    | -            | O | - |
| Note   | 1. The mark "O" means that this configuration is chosen for testing.<br>2. The mark "-" means that this configuration is not testing. |   |   |    |    |    |            |       |    |     |      |              |   |   |

## 5. Test Case

### 5.1.RF Power Output and Effective Isotropic Radiated Power

#### Ambient condition

| Temperature | Relative humidity | Pressure         |
|-------------|-------------------|------------------|
| 15°C ~ 35°C | 20% ~ 80%         | 86 kPa ~ 106 kPa |

#### Methods of Measurement


During the process of the testing, The EUT was connected to the Base Station Simulator with a known loss. The EUT is controlled by the Base Station Simulator test set to ensure max power transmission with proper modulation.

ERP can then be calculated as follows:

$$\text{EIRP (dBm)} = \text{Output Power (dBm)} + \text{Antenna Gain (dBi)}$$

$$\text{EIRP (dBm)} = \text{ERP (dBm)} + 2.15 \text{ (dB.)}$$

#### Test Setup



#### Limits

No specific RF power output requirements in part 2.1046.

Rule Part 24.232(c) Mobile and portable stations are limited to 2 watts EIRP.

Rule Part 24.232(e) Peak transmit power must be measured over any interval of continuous transmission using instrumentation calibrated in terms of an rms-equivalent voltage.

|       |                             |
|-------|-----------------------------|
| Limit | $\leq 2 \text{ W}$ (33 dBm) |
|-------|-----------------------------|

#### Measurement Uncertainty

The assessed measurement uncertainty to ensure 95% confidence level for the normal distribution is with the coverage factor  $k = 2$ ,  $U = 0.4 \text{ dB}$  for RF power output,  $k = 2$ ,  $U = 1.19 \text{ dB}$  for EIRP.

#### Test Results

Refer to the section 6.1 of this report for test data.

## 5.2. Occupied Bandwidth

### Ambient condition

| Temperature | Relative humidity | Pressure         |
|-------------|-------------------|------------------|
| 15°C ~ 35°C | 20% ~ 80%         | 86 kPa ~ 106 kPa |

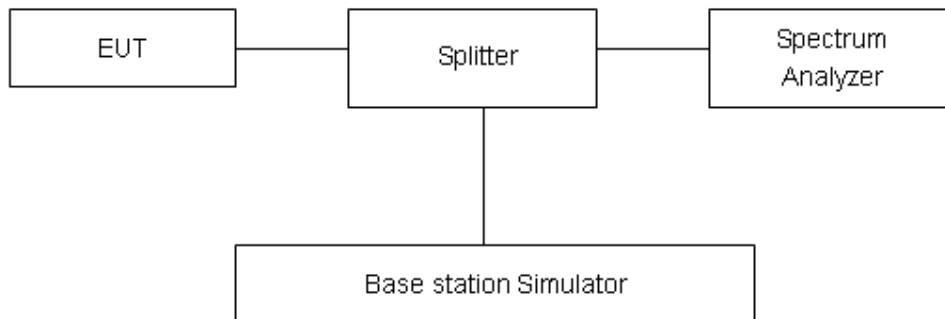
### Method of Measurement

The EUT was connected to Spectrum Analyzer and Base Station Simulator via power Splitter. The occupied bandwidth is measured using spectrum analyzer.

RBW is set to  $\geq 1\%EBW$ , VBW is set to 3x RBW.

99% power and -26dBc occupied bandwidths are recorded. Spectrum analyzer plots are included on the following pages.

### Test Setup



### Limits

No specific occupied bandwidth requirements in part 2.1049.

### Measurement Uncertainty

The assessed measurement uncertainty to ensure 95% confidence level for the normal distribution is with the coverage factor  $k = 2$ ,  $U = 624\text{Hz}$ .

### Test Results

Refer to the section 6.2 of this report for test data.

### 5.3. Band Edge Compliance

#### Ambient condition

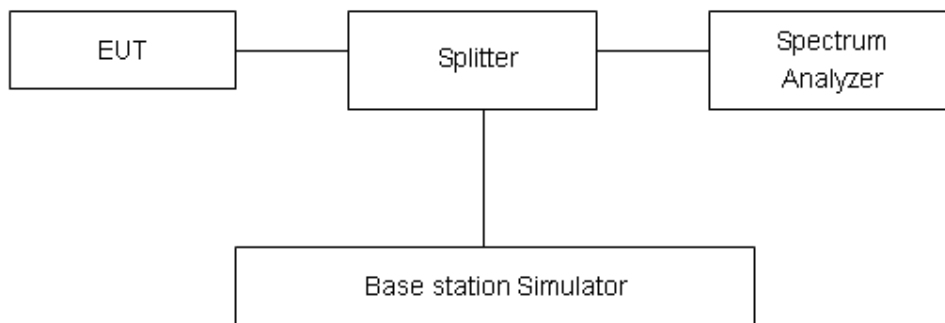
| Temperature | Relative humidity | Pressure         |
|-------------|-------------------|------------------|
| 15°C ~ 35°C | 20% ~ 80%         | 86 kPa ~ 106 kPa |

#### Method of Measurement

The EUT was connected to Spectrum Analyzer and Base Station Simulator via power Splitter. The band edge of the lowest and highest channels were measured. The Average detector is used and RBW is set to  $\geq 1\%EBW$ , VBW is set to  $3x RBW$ .

Spectrum analyzer plots are included on the following pages.

#### Test Setup



#### Limits

Rule Part 24.238(a) specifies that “on any frequency outside a licensee’s frequency block, the power of any emission shall be attenuated below the transmitter power (P) by at least  $43 + 10 \log_{10} (P)$  dB.”

|       |         |
|-------|---------|
| Limit | -13 dBm |
|-------|---------|

#### Measurement Uncertainty

The assessed measurement uncertainty to ensure 95% confidence level for the normal distribution is with the coverage factor  $k = 1.96$ ,  $U=0.684dB$ .

#### Test Results

Refer to the section 6.3 of this report for test data.

### 5.4. Peak-to-Average Power Ratio (PAPR)

#### Ambient condition

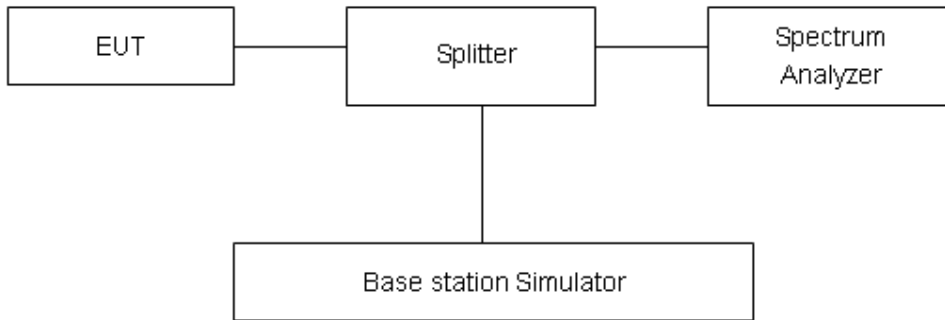
| Temperature | Relative humidity | Pressure         |
|-------------|-------------------|------------------|
| 15°C ~ 35°C | 20% ~ 80%         | 86 kPa ~ 106 kPa |

#### Methods of Measurement

Measure the total peak power and record as PPK. And measure the total average power and record as PAvg. Both the peak and average power levels must be expressed in the same logarithmic units (e.g., dBm). Determine the PAPR from:

$$PAPR (dB) = PPK (dBm) - PAvg (dBm).$$

#### Test Setup



#### Limits

In measuring transmissions in this band using an average power technique, the peak-to-average ratio (PAR) of the transmission may not exceed 13 dB in 24.232(d).

#### Measurement Uncertainty

The assessed measurement uncertainty to ensure 95% confidence level for the normal distribution is with the coverage factor  $k = 2$ ,  $U = 0.4$  dB.

#### Test Results

Refer to the section 6.4 of this report for test data.

### 5.5. Frequency Stability

#### Ambient condition

| Temperature | Relative humidity | Pressure         |
|-------------|-------------------|------------------|
| 15°C ~ 35°C | 20% ~ 80%         | 86 kPa ~ 106 kPa |

#### Method of Measurement

##### Frequency Stability (Temperature Variation)

The temperature inside the climate chamber is varied from -30°C to +50°C in 10°C step size,

(1) With all power removed, the temperature was decreased to 0°C and permitted to stabilize for three hours.

(2) Measure the carrier frequency with the test equipment in a “call mode”. These measurements should be made within 1 minute of powering up the mobile station, to prevent significant self warming.

(3) Repeat the above measurements at 10°C increments from -30°C to +50°C. Allow at least 1.5 hours at each temperature, un-powered, before making measurements.

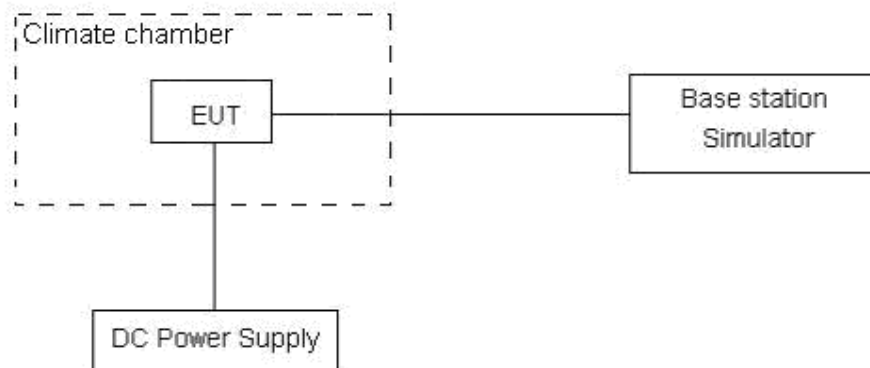
##### Frequency Stability (Voltage Variation)

The frequency stability shall be measured with variation of primary supply voltage as follows:

**Primary Supply Voltage:** The primary supply voltage is varied from 85% to 115% of the nominal value for non hand-carried battery and AC powered equipment. For hand-carried, battery-powered equipment, primary supply voltage is reduced to the battery operating end point which shall be specified by the manufacturer.

This transceiver is specified to operate with an input voltage of between 3.5 V and 4.25 V, with a nominal voltage of 3.8V.

#### Test setup



**Limits**

The frequency stability shall be sufficient to ensure that the fundamental emission stays within the authorized frequency block

**Measurement Uncertainty**

The assessed measurement uncertainty to ensure 99.75% confidence level for the normal distribution is with the coverage factor  $k = 3$ ,  $U = 0.01\text{ppm}$ .

**Test Results**

Refer to the section 6.5 of this report for test data.

### 5.6. Spurious Emissions at Antenna Terminals

#### Ambient condition

| Temperature | Relative humidity | Pressure         |
|-------------|-------------------|------------------|
| 15°C ~ 35°C | 20% ~ 80%         | 86 kPa ~ 106 kPa |

#### Method of Measurement

The EUT was connected to Spectrum Analyzer and Base Station Simulator via power Splitter. The measurement is carried out using a spectrum analyzer. The spectrum analyzer scans from 9kHz to the 10th harmonic of the carrier. The peak detector is used.

RBW is set to 1 kHz (0.009MHz~ 0.15 MHz),

RBW is set to 10 kHz (0.15 MHz~ 30 MHz)

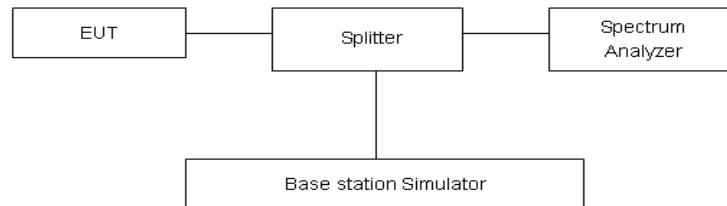
RBW is set to 100 kHz (30MHz~1000 MHz)

RBW is set to 1000 kHz (above 1000MHz)

Sweep is set to AUTO.

The modulation mode and RB allocation refer to section 5.1, using the maximum output power configuration.

#### Test setup



#### Limits

Rule Part 24.238(a) specifies that “on any frequency outside a licensee's frequency block, the power of any emission shall be attenuated below the transmitter power (P) by at least 43 + 10 log10 (P) dB.”

| Limit | -13 dBm |
|-------|---------|
|       |         |

#### Measurement Uncertainty

The assessed measurement uncertainty to ensure 99.75% confidence level for the normal distribution is with the coverage factor  $k = 1.96$ .

| Frequency  | Uncertainty |
|------------|-------------|
| 9kHz-1GHz  | 0.684 dB    |
| 1GHz-20GHz | 1.407 dB    |

#### Test Results

Refer to the section 6.6 of this report for test data.



## 5.7. Radiated Spurious Emission

### Ambient condition

| Temperature | Relative humidity | Pressure         |
|-------------|-------------------|------------------|
| 15°C ~ 35°C | 20% ~ 80%         | 86 kPa ~ 106 kPa |

### Method of Measurement

1. The testing follows FCC KDB 971168 v03r01 Section 5.8 and ANSI C63.26-2015.
2. Below 1GHz: The EUT is placed on a turntable 0.8 meters above the ground in the chamber, 3 meter away from the antenna. The maximal emission value is acquired by adjusting the antenna height, polarisation and turntable azimuth. Normally, the height range of antenna is 1 m to 4 m, the azimuth range of turntable is 0° to 360°, and the receive antenna has two polarizations Vertical (V) and Horizontal (H). Above 1GHz: (Note: the FCC's permission to use 1.5m as an alternative per TCBC Conf call of Dec. 2, 2014.) The EUT is placed on a turntable 1.5 meters above the ground in the chamber, 3 meter away from the antenna. The maximal emission value is acquired by adjusting the antenna height, polarisation and turntable azimuth. Normally, the height range of antenna is 1 m to 4 m, the azimuth range of turntable is 0° to 360°, and the receive antenna has two polarizations Vertical (V) and Horizontal (H).
3. A loop antenna, A log-periodic antenna or horn antenna shall be substituted in place of the EUT. The log-periodic antenna will be driven by a signal generator and the level will be adjusted till the same power value on the spectrum analyzer or receiver. The level of the spurious emissions can be calculated through the level of the signal generator, cable loss, the gain of the substitution antenna and the reading of the spectrum analyzer or receiver.
4. The EUT is then put into continuously transmitting mode at its maximum power level during the test. Set Test Receiver or Spectrum RBW=1MHz, VBW=3MHz, and the maximum value of the receiver should be recorded as (Pr).
5. The EUT shall be replaced by a substitution antenna. In the chamber, an substitution antenna for the frequency band of interest is placed at the reference point of the chamber. An RF Signal source for the frequency band of interest is connected to the substitution antenna with a cable that has been constructed to not interfere with the radiation pattern of the antenna. A power (PMea) is applied to the input of the substitution antenna, and adjust the level of the signal generator output until the value of the receiver reach the previously recorded (Pr). The power of signal source (PMea) is recorded. The test should be performed by rotating the test item and adjusting the receiving antenna polarization.
6. A amplifier should be connected to the Signal Source output port. And the cable should be connect between the Amplifier and the Substitution Antenna. The cable loss (Pcl) ,the Substitution Antenna Gain (Ga) and the Amplifier Gain (PAg) should be recorded after test.
7. The measurement results are obtained as described below:  

$$\text{Power(EIRP)} = \text{PMea} - \text{PAg} - \text{Pcl} + \text{Ga}$$
 The measurement results are amend as described below:  

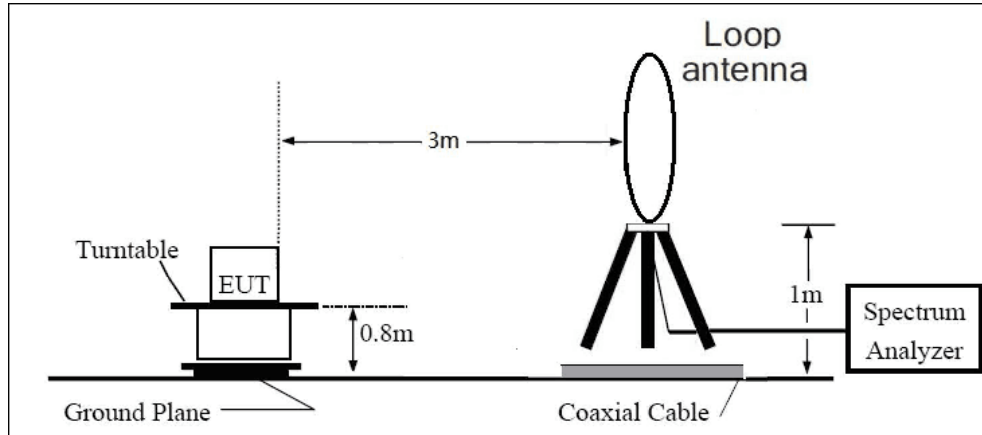
$$\text{Power(EIRP)} = \text{PMea} - \text{Pcl} + \text{Ga}$$
8. This value is EIRP since the measurement is calibrated using an antenna of known gain (2.15 dB) and known input power. ERP can be calculated from EIRP by subtracting the gain of the dipole, ERP

= EIRP-2.15dB.

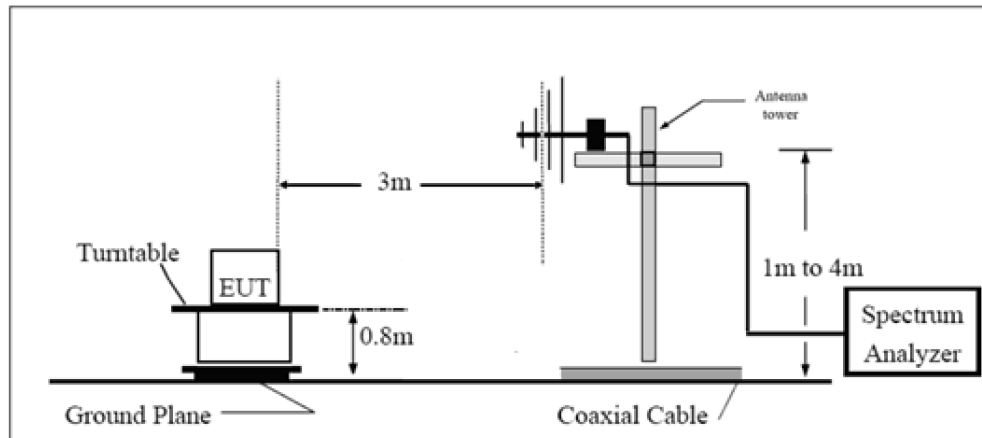
The modulation mode and RB allocation refer to section 5.1, using the maximum output power configuration.

**Test setup**

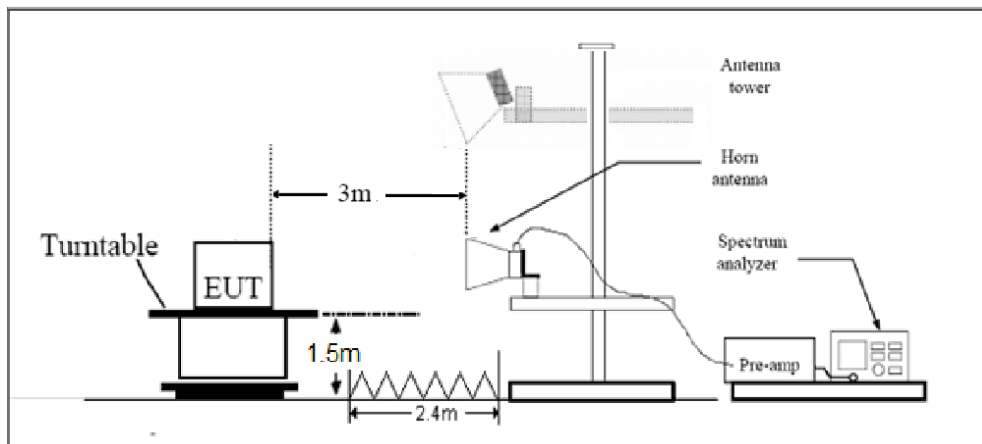
**9KHz~ 30MHz**



**30MHz~ 1GHz**



**Above 1GHz**



Note: Area side: 2.4mX3.6m

### Limits

Rule Part 24.238(a) specifies that “on any frequency outside a licensee's frequency block, the power of any emission shall be attenuated below the transmitter power (P) by at least  $43 + 10 \log_{10}(P)$  dB.”

|       |         |
|-------|---------|
| Limit | -13 dBm |
|-------|---------|

### Measurement Uncertainty

The assessed measurement uncertainty to ensure 95% confidence level for the normal distribution is with the coverage factor  $k = 1.96$ ,  $U = 3.55$  dB.

### Test Results

Refer to the section 6.7 of this report for test data.

## 6. Test Results

### 6.1. RF Power Output and Effective Isotropic Radiated Power

| WCDMA Band II |              | Maximum Output Power (dBm) |              |              | EIRP (dBm)   |              |              |
|---------------|--------------|----------------------------|--------------|--------------|--------------|--------------|--------------|
|               |              | Channel 9262               | Channel 9400 | Channel 9538 | Channel 9262 | Channel 9400 | Channel 9538 |
|               |              | 1852.4 (MHz)               | 1880 (MHz)   | 1907.6 (MHz) | 1852.4 (MHz) | 1880 (MHz)   | 1907.6 (MHz) |
| <b>RMC</b>    | 12.2k        | 21.01                      | 21.08        | 20.98        | 20.67        | 20.74        | 20.64        |
| <b>HSDPA</b>  | Sub - Test 1 | 20.43                      | 20.50        | 20.40        | 20.09        | 20.16        | 20.06        |
|               | Sub - Test 2 | 20.42                      | 20.49        | 20.39        | 20.08        | 20.15        | 20.05        |
|               | Sub - Test 3 | 19.91                      | 19.98        | 19.88        | 19.57        | 19.64        | 19.54        |
|               | Sub - Test 4 | 19.90                      | 19.97        | 19.87        | 19.56        | 19.63        | 19.53        |
| <b>HSUPA</b>  | Sub - Test 1 | 19.39                      | 19.46        | 19.36        | 19.05        | 19.12        | 19.02        |
|               | Sub - Test 2 | 17.38                      | 17.45        | 17.35        | 17.04        | 17.11        | 17.01        |
|               | Sub - Test 3 | 18.36                      | 18.44        | 18.34        | 18.02        | 18.10        | 18.00        |
|               | Sub - Test 4 | 17.35                      | 17.43        | 17.33        | 17.01        | 17.09        | 16.99        |
|               | Sub - Test 5 | 20.84                      | 20.92        | 20.82        | 20.50        | 20.58        | 20.48        |
| <b>HSPA+</b>  | 16QAM        | 18.50                      | 18.59        | 18.49        | 18.16        | 18.25        | 18.15        |

| Band      | Bandwidth (MHz) | UL Channel | RB Size | RB Position | Modulation | Power (dBm) | EIRP (dBm) |
|-----------|-----------------|------------|---------|-------------|------------|-------------|------------|
| LTE Band2 | 1.4             | 18607      | 1       | #Max        | QPSK       | 23.97       | 23.63      |
| LTE Band2 | 1.4             | 18607      | 1       | #0          | QPSK       | 23.89       | 23.55      |
| LTE Band2 | 1.4             | 18607      | 1       | #Mid        | QPSK       | 23.87       | 23.53      |
| LTE Band2 | 1.4             | 18607      | 3       | #Max        | QPSK       | 23.73       | 23.39      |
| LTE Band2 | 1.4             | 18607      | 3       | #0          | QPSK       | 23.71       | 23.37      |
| LTE Band2 | 1.4             | 18607      | 3       | #Mid        | QPSK       | 23.70       | 23.36      |
| LTE Band2 | 1.4             | 18900      | 1       | #0          | QPSK       | 23.50       | 23.16      |
| LTE Band2 | 1.4             | 19193      | 1       | #0          | QPSK       | 23.47       | 23.13      |
| LTE Band2 | 1.4             | 18900      | 1       | #Max        | QPSK       | 23.43       | 23.09      |
| LTE Band2 | 1.4             | 18900      | 1       | #Mid        | QPSK       | 23.36       | 23.02      |
| LTE Band2 | 1.4             | 19193      | 1       | #Max        | QPSK       | 23.36       | 23.02      |
| LTE Band2 | 1.4             | 18900      | 3       | #0          | QPSK       | 23.34       | 23.00      |
| LTE Band2 | 1.4             | 18900      | 3       | #Mid        | QPSK       | 23.33       | 22.99      |
| LTE Band2 | 1.4             | 18900      | 3       | #Max        | QPSK       | 23.30       | 22.96      |
| LTE Band2 | 1.4             | 19193      | 1       | #Mid        | QPSK       | 23.27       | 22.93      |
| LTE Band2 | 1.4             | 19193      | 3       | #0          | QPSK       | 23.21       | 22.87      |
| LTE Band2 | 1.4             | 19193      | 3       | #Mid        | QPSK       | 23.19       | 22.85      |
| LTE Band2 | 1.4             | 19193      | 3       | #Max        | QPSK       | 23.13       | 22.79      |
| LTE Band2 | 1.4             | 18607      | 1       | #Max        | 16QAM      | 23.00       | 22.66      |
| LTE Band2 | 1.4             | 18607      | 1       | #0          | 16QAM      | 22.95       | 22.61      |
| LTE Band2 | 1.4             | 18607      | 3       | #Max        | 16QAM      | 22.93       | 22.59      |
| LTE Band2 | 1.4             | 18607      | 3       | #Mid        | 16QAM      | 22.92       | 22.58      |
| LTE Band2 | 1.4             | 18607      | 3       | #0          | 16QAM      | 22.90       | 22.56      |
| LTE Band2 | 1.4             | 18607      | 1       | #Mid        | 16QAM      | 22.82       | 22.48      |
| LTE Band2 | 1.4             | 18607      | 6       | #0          | QPSK       | 22.75       | 22.41      |
| LTE Band2 | 1.4             | 18900      | 1       | #0          | 16QAM      | 22.71       | 22.37      |
| LTE Band2 | 1.4             | 18900      | 1       | #Max        | 16QAM      | 22.67       | 22.33      |
| LTE Band2 | 1.4             | 18900      | 1       | #Mid        | 16QAM      | 22.59       | 22.25      |
| LTE Band2 | 1.4             | 18900      | 6       | #0          | QPSK       | 22.43       | 22.09      |
| LTE Band2 | 1.4             | 18900      | 3       | #0          | 16QAM      | 22.43       | 22.09      |
| LTE Band2 | 1.4             | 18900      | 3       | #Mid        | 16QAM      | 22.43       | 22.09      |
| LTE Band2 | 1.4             | 18900      | 3       | #Max        | 16QAM      | 22.39       | 22.05      |
| LTE Band2 | 1.4             | 19193      | 6       | #0          | QPSK       | 22.15       | 21.81      |
| LTE Band2 | 1.4             | 19193      | 1       | #0          | 16QAM      | 22.13       | 21.79      |
| LTE Band2 | 1.4             | 19193      | 1       | #Max        | 16QAM      | 22.13       | 21.79      |
| LTE Band2 | 1.4             | 19193      | 3       | #0          | 16QAM      | 22.10       | 21.76      |
| LTE Band2 | 1.4             | 19193      | 3       | #Mid        | 16QAM      | 22.10       | 21.76      |
| LTE Band2 | 1.4             | 19193      | 3       | #Max        | 16QAM      | 22.05       | 21.71      |
| LTE Band2 | 1.4             | 19193      | 1       | #Mid        | 16QAM      | 22.03       | 21.69      |
| LTE Band2 | 1.4             | 18607      | 6       | #0          | 16QAM      | 21.82       | 21.48      |

|           |     |       |    |      |       |       |       |
|-----------|-----|-------|----|------|-------|-------|-------|
| LTE Band2 | 1.4 | 18900 | 6  | #0   | 16QAM | 21.39 | 21.05 |
| LTE Band2 | 1.4 | 19193 | 6  | #0   | 16QAM | 21.04 | 20.70 |
| LTE Band2 | 3   | 18615 | 1  | #Max | QPSK  | 23.63 | 23.29 |
| LTE Band2 | 3   | 18615 | 1  | #Mid | QPSK  | 23.62 | 23.28 |
| LTE Band2 | 3   | 18615 | 1  | #0   | QPSK  | 23.55 | 23.21 |
| LTE Band2 | 3   | 19185 | 1  | #0   | QPSK  | 23.31 | 22.97 |
| LTE Band2 | 3   | 18900 | 1  | #Mid | QPSK  | 23.22 | 22.88 |
| LTE Band2 | 3   | 18900 | 1  | #0   | QPSK  | 23.19 | 22.85 |
| LTE Band2 | 3   | 19185 | 1  | #Mid | QPSK  | 23.18 | 22.84 |
| LTE Band2 | 3   | 18900 | 1  | #Max | QPSK  | 23.15 | 22.81 |
| LTE Band2 | 3   | 19185 | 1  | #Max | QPSK  | 23.05 | 22.71 |
| LTE Band2 | 3   | 18615 | 1  | #Max | 16QAM | 22.97 | 22.63 |
| LTE Band2 | 3   | 18615 | 1  | #Mid | 16QAM | 22.94 | 22.60 |
| LTE Band2 | 3   | 18615 | 1  | #0   | 16QAM | 22.84 | 22.50 |
| LTE Band2 | 3   | 18615 | 8  | #Max | QPSK  | 22.68 | 22.34 |
| LTE Band2 | 3   | 18615 | 15 | #0   | QPSK  | 22.64 | 22.30 |
| LTE Band2 | 3   | 18615 | 8  | #0   | QPSK  | 22.62 | 22.28 |
| LTE Band2 | 3   | 18615 | 8  | #Mid | QPSK  | 22.62 | 22.28 |
| LTE Band2 | 3   | 18900 | 1  | #Mid | 16QAM | 22.46 | 22.12 |
| LTE Band2 | 3   | 18900 | 1  | #0   | 16QAM | 22.42 | 22.08 |
| LTE Band2 | 3   | 18900 | 8  | #0   | QPSK  | 22.35 | 22.01 |
| LTE Band2 | 3   | 18900 | 8  | #Mid | QPSK  | 22.35 | 22.01 |
| LTE Band2 | 3   | 18900 | 1  | #Max | 16QAM | 22.34 | 22.00 |
| LTE Band2 | 3   | 18900 | 15 | #0   | QPSK  | 22.31 | 21.97 |
| LTE Band2 | 3   | 18900 | 8  | #Max | QPSK  | 22.29 | 21.95 |
| LTE Band2 | 3   | 19185 | 8  | #0   | QPSK  | 22.12 | 21.78 |
| LTE Band2 | 3   | 19185 | 8  | #Mid | QPSK  | 22.12 | 21.78 |
| LTE Band2 | 3   | 19185 | 15 | #0   | QPSK  | 22.10 | 21.76 |
| LTE Band2 | 3   | 19185 | 1  | #0   | 16QAM | 22.06 | 21.72 |
| LTE Band2 | 3   | 19185 | 8  | #Max | QPSK  | 22.05 | 21.71 |
| LTE Band2 | 3   | 19185 | 1  | #Mid | 16QAM | 21.97 | 21.63 |
| LTE Band2 | 3   | 19185 | 1  | #Max | 16QAM | 21.81 | 21.47 |
| LTE Band2 | 3   | 18615 | 8  | #Max | 16QAM | 21.73 | 21.39 |
| LTE Band2 | 3   | 18615 | 8  | #Mid | 16QAM | 21.66 | 21.32 |
| LTE Band2 | 3   | 18615 | 8  | #0   | 16QAM | 21.65 | 21.31 |
| LTE Band2 | 3   | 18615 | 15 | #0   | 16QAM | 21.62 | 21.28 |
| LTE Band2 | 3   | 18900 | 8  | #0   | 16QAM | 21.33 | 20.99 |
| LTE Band2 | 3   | 18900 | 8  | #Mid | 16QAM | 21.33 | 20.99 |
| LTE Band2 | 3   | 18900 | 8  | #Max | 16QAM | 21.27 | 20.93 |
| LTE Band2 | 3   | 18900 | 15 | #0   | 16QAM | 21.19 | 20.85 |
| LTE Band2 | 3   | 19185 | 8  | #0   | 16QAM | 21.09 | 20.75 |
| LTE Band2 | 3   | 19185 | 8  | #Mid | 16QAM | 21.09 | 20.75 |
| LTE Band2 | 3   | 19185 | 15 | #0   | 16QAM | 21.02 | 20.68 |

|           |   |       |    |      |       |       |       |
|-----------|---|-------|----|------|-------|-------|-------|
| LTE Band2 | 3 | 19185 | 8  | #Max | 16QAM | 20.98 | 20.64 |
| LTE Band2 | 5 | 18625 | 1  | #Mid | QPSK  | 23.58 | 23.24 |
| LTE Band2 | 5 | 18625 | 1  | #Max | QPSK  | 23.53 | 23.19 |
| LTE Band2 | 5 | 18625 | 1  | #0   | QPSK  | 23.47 | 23.13 |
| LTE Band2 | 5 | 19175 | 1  | #0   | QPSK  | 23.27 | 22.93 |
| LTE Band2 | 5 | 18900 | 1  | #Mid | QPSK  | 23.20 | 22.86 |
| LTE Band2 | 5 | 19175 | 1  | #Mid | QPSK  | 23.16 | 22.82 |
| LTE Band2 | 5 | 18900 | 1  | #0   | QPSK  | 23.14 | 22.80 |
| LTE Band2 | 5 | 18900 | 1  | #Max | QPSK  | 23.08 | 22.74 |
| LTE Band2 | 5 | 18625 | 1  | #Mid | 16QAM | 23.01 | 22.67 |
| LTE Band2 | 5 | 18625 | 1  | #Max | 16QAM | 22.96 | 22.62 |
| LTE Band2 | 5 | 19175 | 1  | #Max | QPSK  | 22.92 | 22.58 |
| LTE Band2 | 5 | 18625 | 1  | #0   | 16QAM | 22.84 | 22.50 |
| LTE Band2 | 5 | 18625 | 12 | #Max | QPSK  | 22.67 | 22.33 |
| LTE Band2 | 5 | 18625 | 25 | #0   | QPSK  | 22.63 | 22.29 |
| LTE Band2 | 5 | 18625 | 12 | #0   | QPSK  | 22.49 | 22.15 |
| LTE Band2 | 5 | 18625 | 12 | #Mid | QPSK  | 22.49 | 22.15 |
| LTE Band2 | 5 | 18900 | 1  | #Mid | 16QAM | 22.45 | 22.11 |
| LTE Band2 | 5 | 19175 | 1  | #0   | 16QAM | 22.38 | 22.04 |
| LTE Band2 | 5 | 19175 | 1  | #Mid | 16QAM | 22.37 | 22.03 |
| LTE Band2 | 5 | 18900 | 1  | #0   | 16QAM | 22.33 | 21.99 |
| LTE Band2 | 5 | 18900 | 1  | #Max | 16QAM | 22.29 | 21.95 |
| LTE Band2 | 5 | 18900 | 12 | #0   | QPSK  | 22.28 | 21.94 |
| LTE Band2 | 5 | 18900 | 12 | #Mid | QPSK  | 22.28 | 21.94 |
| LTE Band2 | 5 | 18900 | 25 | #0   | QPSK  | 22.20 | 21.86 |
| LTE Band2 | 5 | 19175 | 12 | #0   | QPSK  | 22.19 | 21.85 |
| LTE Band2 | 5 | 19175 | 12 | #Mid | QPSK  | 22.19 | 21.85 |
| LTE Band2 | 5 | 18900 | 12 | #Max | QPSK  | 22.16 | 21.82 |
| LTE Band2 | 5 | 19175 | 1  | #Max | 16QAM | 22.10 | 21.76 |
| LTE Band2 | 5 | 19175 | 25 | #0   | QPSK  | 22.07 | 21.73 |
| LTE Band2 | 5 | 19175 | 12 | #Max | QPSK  | 22.00 | 21.66 |
| LTE Band2 | 5 | 18625 | 12 | #Max | 16QAM | 21.62 | 21.28 |
| LTE Band2 | 5 | 18625 | 25 | #0   | 16QAM | 21.62 | 21.28 |
| LTE Band2 | 5 | 18625 | 12 | #0   | 16QAM | 21.54 | 21.20 |
| LTE Band2 | 5 | 18625 | 12 | #Mid | 16QAM | 21.54 | 21.20 |
| LTE Band2 | 5 | 18900 | 12 | #0   | 16QAM | 21.26 | 20.92 |
| LTE Band2 | 5 | 18900 | 12 | #Mid | 16QAM | 21.26 | 20.92 |
| LTE Band2 | 5 | 18900 | 25 | #0   | 16QAM | 21.20 | 20.86 |
| LTE Band2 | 5 | 18900 | 12 | #Max | 16QAM | 21.15 | 20.81 |
| LTE Band2 | 5 | 19175 | 12 | #Mid | 16QAM | 21.14 | 20.80 |
| LTE Band2 | 5 | 19175 | 12 | #0   | 16QAM | 21.13 | 20.79 |
| LTE Band2 | 5 | 19175 | 12 | #Max | 16QAM | 21.02 | 20.68 |
| LTE Band2 | 5 | 19175 | 25 | #0   | 16QAM | 20.98 | 20.64 |

|           |    |       |    |      |       |       |       |
|-----------|----|-------|----|------|-------|-------|-------|
| LTE Band2 | 10 | 18650 | 1  | #Mid | QPSK  | 23.46 | 23.12 |
| LTE Band2 | 10 | 19150 | 1  | #Mid | QPSK  | 23.20 | 22.86 |
| LTE Band2 | 10 | 18650 | 1  | #0   | QPSK  | 23.19 | 22.85 |
| LTE Band2 | 10 | 19150 | 1  | #0   | QPSK  | 23.19 | 22.85 |
| LTE Band2 | 10 | 18650 | 1  | #Max | QPSK  | 23.14 | 22.80 |
| LTE Band2 | 10 | 18900 | 1  | #Mid | QPSK  | 23.03 | 22.69 |
| LTE Band2 | 10 | 18900 | 1  | #0   | QPSK  | 22.93 | 22.59 |
| LTE Band2 | 10 | 18650 | 1  | #Mid | 16QAM | 22.82 | 22.48 |
| LTE Band2 | 10 | 19150 | 1  | #Max | QPSK  | 22.81 | 22.47 |
| LTE Band2 | 10 | 18900 | 1  | #Max | QPSK  | 22.78 | 22.44 |
| LTE Band2 | 10 | 18650 | 1  | #0   | 16QAM | 22.47 | 22.13 |
| LTE Band2 | 10 | 18650 | 1  | #Max | 16QAM | 22.45 | 22.11 |
| LTE Band2 | 10 | 18650 | 25 | #0   | QPSK  | 22.37 | 22.03 |
| LTE Band2 | 10 | 18650 | 25 | #Mid | QPSK  | 22.37 | 22.03 |
| LTE Band2 | 10 | 18650 | 50 | #0   | QPSK  | 22.35 | 22.01 |
| LTE Band2 | 10 | 18650 | 25 | #Max | QPSK  | 22.34 | 22.00 |
| LTE Band2 | 10 | 18900 | 1  | #Mid | 16QAM | 22.29 | 21.95 |
| LTE Band2 | 10 | 18900 | 1  | #0   | 16QAM | 22.12 | 21.78 |
| LTE Band2 | 10 | 18900 | 25 | #0   | QPSK  | 22.00 | 21.66 |
| LTE Band2 | 10 | 18900 | 25 | #Mid | QPSK  | 22.00 | 21.66 |
| LTE Band2 | 10 | 18900 | 1  | #Max | 16QAM | 21.99 | 21.65 |
| LTE Band2 | 10 | 19150 | 1  | #Mid | 16QAM | 21.95 | 21.61 |
| LTE Band2 | 10 | 18900 | 50 | #0   | QPSK  | 21.93 | 21.59 |
| LTE Band2 | 10 | 19150 | 25 | #0   | QPSK  | 21.92 | 21.58 |
| LTE Band2 | 10 | 19150 | 25 | #Mid | QPSK  | 21.92 | 21.58 |
| LTE Band2 | 10 | 18900 | 25 | #Max | QPSK  | 21.87 | 21.53 |
| LTE Band2 | 10 | 19150 | 1  | #0   | 16QAM | 21.86 | 21.52 |
| LTE Band2 | 10 | 19150 | 50 | #0   | QPSK  | 21.85 | 21.51 |
| LTE Band2 | 10 | 19150 | 25 | #Max | QPSK  | 21.84 | 21.50 |
| LTE Band2 | 10 | 19150 | 1  | #Max | 16QAM | 21.54 | 21.20 |
| LTE Band2 | 10 | 18650 | 25 | #Mid | 16QAM | 21.43 | 21.09 |
| LTE Band2 | 10 | 18650 | 25 | #0   | 16QAM | 21.42 | 21.08 |
| LTE Band2 | 10 | 18650 | 25 | #Max | 16QAM | 21.41 | 21.07 |
| LTE Band2 | 10 | 18650 | 50 | #0   | 16QAM | 21.35 | 21.01 |
| LTE Band2 | 10 | 18900 | 25 | #0   | 16QAM | 21.06 | 20.72 |
| LTE Band2 | 10 | 18900 | 25 | #Mid | 16QAM | 21.06 | 20.72 |
| LTE Band2 | 10 | 18900 | 25 | #Max | 16QAM | 20.96 | 20.62 |
| LTE Band2 | 10 | 18900 | 50 | #0   | 16QAM | 20.93 | 20.59 |
| LTE Band2 | 10 | 19150 | 25 | #Mid | 16QAM | 20.91 | 20.57 |
| LTE Band2 | 10 | 19150 | 25 | #0   | 16QAM | 20.90 | 20.56 |
| LTE Band2 | 10 | 19150 | 50 | #0   | 16QAM | 20.82 | 20.48 |
| LTE Band2 | 10 | 19150 | 25 | #Max | 16QAM | 20.77 | 20.43 |
| LTE Band2 | 15 | 18675 | 1  | #Mid | QPSK  | 23.37 | 23.03 |



|           |    |       |    |      |       |       |       |
|-----------|----|-------|----|------|-------|-------|-------|
| LTE Band2 | 15 | 18675 | 1  | #0   | QPSK  | 23.32 | 22.98 |
| LTE Band2 | 15 | 19125 | 1  | #Mid | QPSK  | 23.24 | 22.90 |
| LTE Band2 | 15 | 18675 | 1  | #Max | QPSK  | 23.19 | 22.85 |
| LTE Band2 | 15 | 18900 | 1  | #0   | QPSK  | 23.12 | 22.78 |
| LTE Band2 | 15 | 19125 | 1  | #0   | QPSK  | 23.04 | 22.70 |
| LTE Band2 | 15 | 18900 | 1  | #Mid | QPSK  | 22.98 | 22.64 |
| LTE Band2 | 15 | 19125 | 1  | #Max | QPSK  | 22.91 | 22.57 |
| LTE Band2 | 15 | 18900 | 1  | #Max | QPSK  | 22.75 | 22.41 |
| LTE Band2 | 15 | 18675 | 1  | #Mid | 16QAM | 22.74 | 22.40 |
| LTE Band2 | 15 | 18675 | 1  | #0   | 16QAM | 22.64 | 22.30 |
| LTE Band2 | 15 | 18675 | 1  | #Max | 16QAM | 22.55 | 22.21 |
| LTE Band2 | 15 | 18675 | 36 | #0   | QPSK  | 22.43 | 22.09 |
| LTE Band2 | 15 | 18675 | 36 | #Mid | QPSK  | 22.43 | 22.09 |
| LTE Band2 | 15 | 18675 | 75 | #0   | QPSK  | 22.34 | 22.00 |
| LTE Band2 | 15 | 18675 | 36 | #Max | QPSK  | 22.30 | 21.96 |
| LTE Band2 | 15 | 18900 | 1  | #0   | 16QAM | 22.29 | 21.95 |
| LTE Band2 | 15 | 18900 | 1  | #Mid | 16QAM | 22.23 | 21.89 |
| LTE Band2 | 15 | 19125 | 1  | #Mid | 16QAM | 22.19 | 21.85 |
| LTE Band2 | 15 | 18900 | 36 | #Mid | QPSK  | 22.11 | 21.77 |
| LTE Band2 | 15 | 18900 | 36 | #0   | QPSK  | 22.10 | 21.76 |
| LTE Band2 | 15 | 19125 | 36 | #Max | QPSK  | 22.02 | 21.68 |
| LTE Band2 | 15 | 19125 | 36 | #Mid | QPSK  | 22.01 | 21.67 |
| LTE Band2 | 15 | 19125 | 75 | #0   | QPSK  | 22.01 | 21.67 |
| LTE Band2 | 15 | 19125 | 36 | #0   | QPSK  | 22.00 | 21.66 |
| LTE Band2 | 15 | 18900 | 1  | #Max | 16QAM | 21.96 | 21.62 |
| LTE Band2 | 15 | 19125 | 1  | #0   | 16QAM | 21.96 | 21.62 |
| LTE Band2 | 15 | 18900 | 75 | #0   | QPSK  | 21.92 | 21.58 |
| LTE Band2 | 15 | 18900 | 36 | #Max | QPSK  | 21.85 | 21.51 |
| LTE Band2 | 15 | 19125 | 1  | #Max | 16QAM | 21.79 | 21.45 |
| LTE Band2 | 15 | 18675 | 36 | #0   | 16QAM | 21.43 | 21.09 |
| LTE Band2 | 15 | 18675 | 36 | #Mid | 16QAM | 21.43 | 21.09 |
| LTE Band2 | 15 | 18675 | 75 | #0   | 16QAM | 21.35 | 21.01 |
| LTE Band2 | 15 | 18675 | 36 | #Max | 16QAM | 21.31 | 20.97 |
| LTE Band2 | 15 | 18900 | 36 | #0   | 16QAM | 21.14 | 20.80 |
| LTE Band2 | 15 | 18900 | 36 | #Mid | 16QAM | 21.14 | 20.80 |
| LTE Band2 | 15 | 19125 | 75 | #0   | 16QAM | 21.06 | 20.72 |
| LTE Band2 | 15 | 19125 | 36 | #Mid | 16QAM | 21.04 | 20.70 |
| LTE Band2 | 15 | 19125 | 36 | #0   | 16QAM | 21.02 | 20.68 |
| LTE Band2 | 15 | 19125 | 36 | #Max | 16QAM | 21.02 | 20.68 |
| LTE Band2 | 15 | 18900 | 75 | #0   | 16QAM | 20.96 | 20.62 |
| LTE Band2 | 15 | 18900 | 36 | #Max | 16QAM | 20.93 | 20.59 |
| LTE Band2 | 20 | 18700 | 1  | #Mid | QPSK  | 23.33 | 22.99 |
| LTE Band2 | 20 | 19100 | 1  | #Mid | QPSK  | 23.25 | 22.91 |

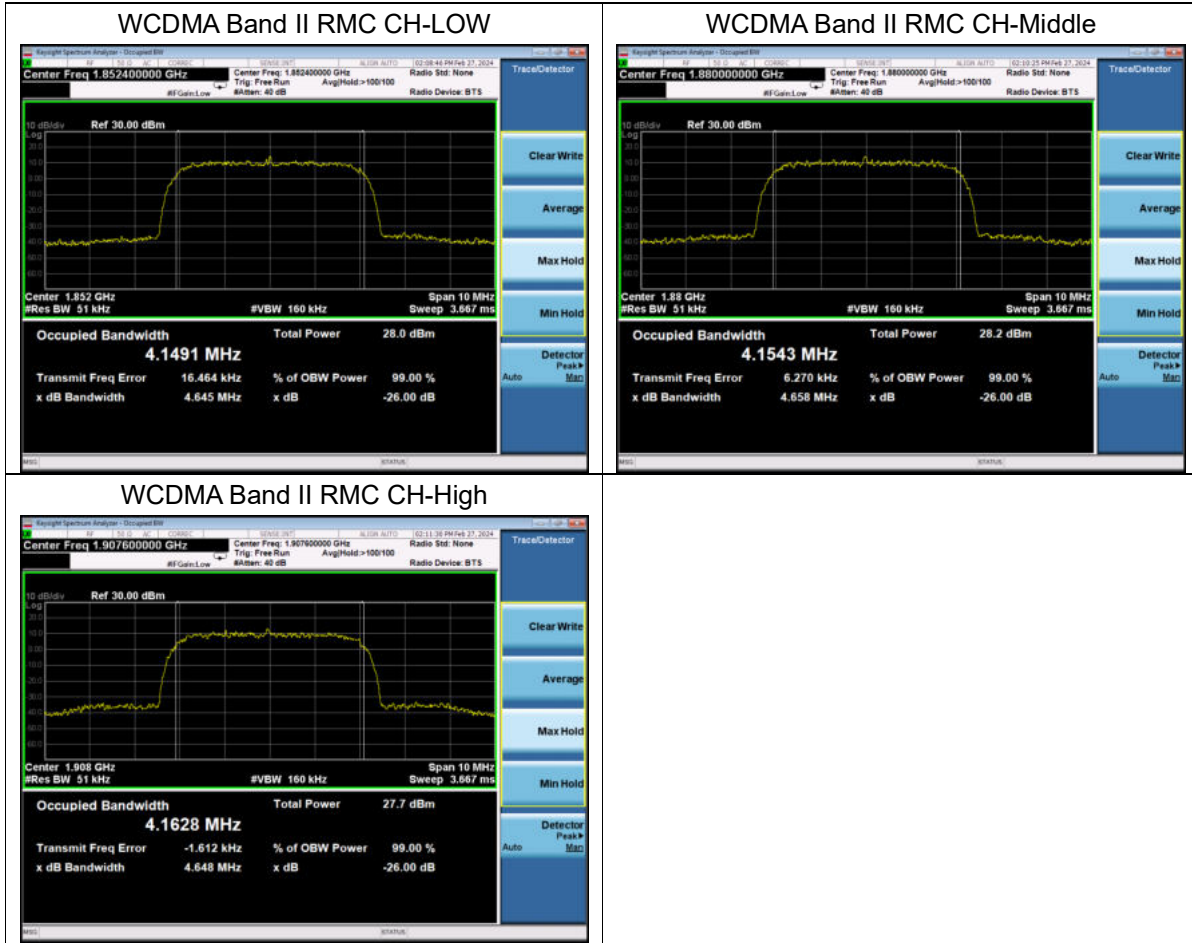
|           |    |       |     |      |       |       |       |
|-----------|----|-------|-----|------|-------|-------|-------|
| LTE Band2 | 20 | 18700 | 1   | #0   | QPSK  | 23.21 | 22.87 |
| LTE Band2 | 20 | 18900 | 1   | #0   | QPSK  | 23.14 | 22.80 |
| LTE Band2 | 20 | 18900 | 1   | #Mid | QPSK  | 23.11 | 22.77 |
| LTE Band2 | 20 | 18700 | 1   | #Max | QPSK  | 23.04 | 22.70 |
| LTE Band2 | 20 | 19100 | 1   | #Max | QPSK  | 22.81 | 22.47 |
| LTE Band2 | 20 | 18900 | 1   | #Max | QPSK  | 22.79 | 22.45 |
| LTE Band2 | 20 | 19100 | 1   | #0   | QPSK  | 22.77 | 22.43 |
| LTE Band2 | 20 | 18700 | 1   | #Mid | 16QAM | 22.60 | 22.26 |
| LTE Band2 | 20 | 18700 | 1   | #0   | 16QAM | 22.47 | 22.13 |
| LTE Band2 | 20 | 18700 | 50  | #0   | QPSK  | 22.35 | 22.01 |
| LTE Band2 | 20 | 18700 | 50  | #Mid | QPSK  | 22.35 | 22.01 |
| LTE Band2 | 20 | 18700 | 1   | #Max | 16QAM | 22.27 | 21.93 |
| LTE Band2 | 20 | 18700 | 100 | #0   | QPSK  | 22.24 | 21.90 |
| LTE Band2 | 20 | 18700 | 50  | #Max | QPSK  | 22.19 | 21.85 |
| LTE Band2 | 20 | 19100 | 100 | #0   | QPSK  | 22.09 | 21.75 |
| LTE Band2 | 20 | 18900 | 50  | #Mid | QPSK  | 22.07 | 21.73 |
| LTE Band2 | 20 | 18900 | 50  | #0   | QPSK  | 22.06 | 21.72 |
| LTE Band2 | 20 | 18900 | 1   | #Mid | 16QAM | 21.98 | 21.64 |
| LTE Band2 | 20 | 19100 | 50  | #Max | QPSK  | 21.97 | 21.63 |
| LTE Band2 | 20 | 19100 | 1   | #Mid | 16QAM | 21.94 | 21.60 |
| LTE Band2 | 20 | 18900 | 1   | #0   | 16QAM | 21.89 | 21.55 |
| LTE Band2 | 20 | 18900 | 100 | #0   | QPSK  | 21.85 | 21.51 |
| LTE Band2 | 20 | 18900 | 50  | #Max | QPSK  | 21.82 | 21.48 |
| LTE Band2 | 20 | 19100 | 50  | #Mid | QPSK  | 21.82 | 21.48 |
| LTE Band2 | 20 | 19100 | 50  | #0   | QPSK  | 21.81 | 21.47 |
| LTE Band2 | 20 | 18900 | 1   | #Max | 16QAM | 21.55 | 21.21 |
| LTE Band2 | 20 | 19100 | 1   | #Max | 16QAM | 21.53 | 21.19 |
| LTE Band2 | 20 | 19100 | 1   | #0   | 16QAM | 21.47 | 21.13 |
| LTE Band2 | 20 | 18700 | 50  | #Mid | 16QAM | 21.41 | 21.07 |
| LTE Band2 | 20 | 18700 | 50  | #0   | 16QAM | 21.40 | 21.06 |
| LTE Band2 | 20 | 18700 | 100 | #0   | 16QAM | 21.29 | 20.95 |
| LTE Band2 | 20 | 18700 | 50  | #Max | 16QAM | 21.25 | 20.91 |
| LTE Band2 | 20 | 18900 | 50  | #0   | 16QAM | 21.11 | 20.77 |
| LTE Band2 | 20 | 18900 | 50  | #Mid | 16QAM | 21.11 | 20.77 |
| LTE Band2 | 20 | 19100 | 100 | #0   | 16QAM | 21.11 | 20.77 |
| LTE Band2 | 20 | 19100 | 50  | #Max | 16QAM | 20.95 | 20.61 |
| LTE Band2 | 20 | 18900 | 100 | #0   | 16QAM | 20.94 | 20.60 |
| LTE Band2 | 20 | 19100 | 50  | #Mid | 16QAM | 20.87 | 20.53 |
| LTE Band2 | 20 | 18900 | 50  | #Max | 16QAM | 20.86 | 20.52 |
| LTE Band2 | 20 | 19100 | 50  | #0   | 16QAM | 20.86 | 20.52 |

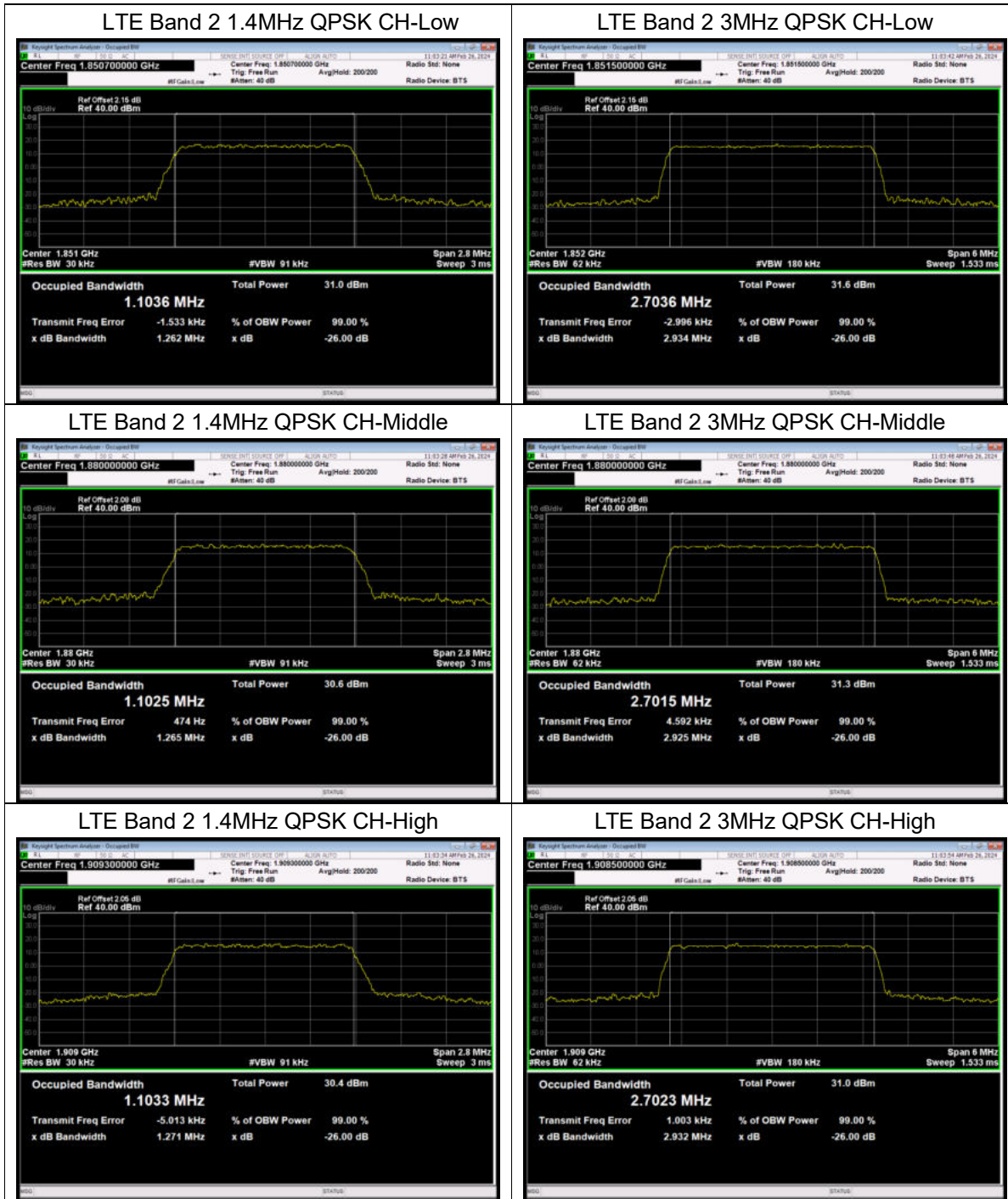
## 6.2. Occupied Bandwidth

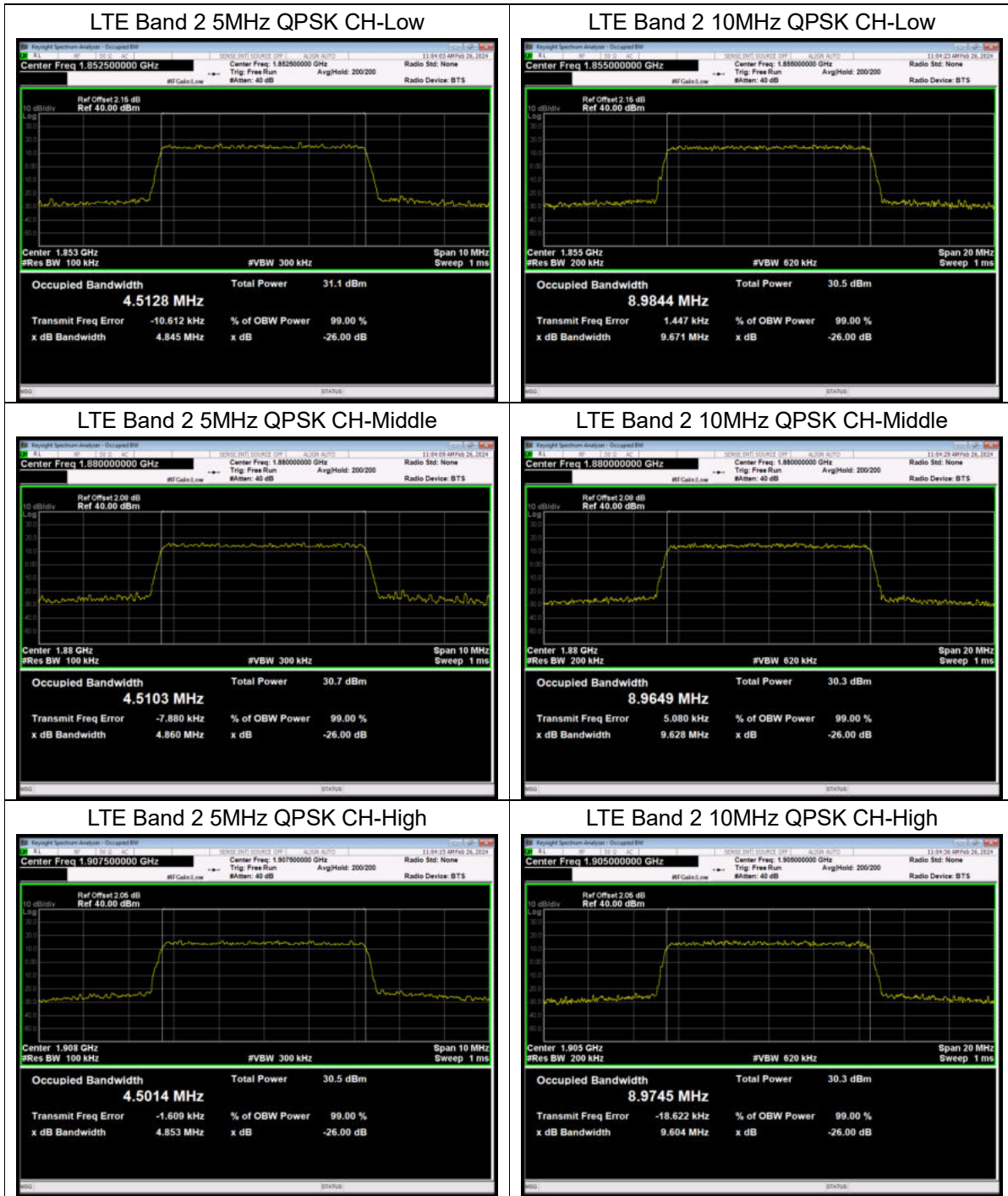
| Mode                      | Channel | Frequency (MHz) | 99% Power Bandwidth (MHz) | -26dBc Bandwidth(MHz) |
|---------------------------|---------|-----------------|---------------------------|-----------------------|
| WCDMA<br>Band II<br>(RMC) | 9262    | 1852.4          | 4.1491                    | 4.645                 |
|                           | 9400    | 1880            | 4.1543                    | 4.658                 |
|                           | 9538    | 1907.6          | 4.1628                    | 4.648                 |

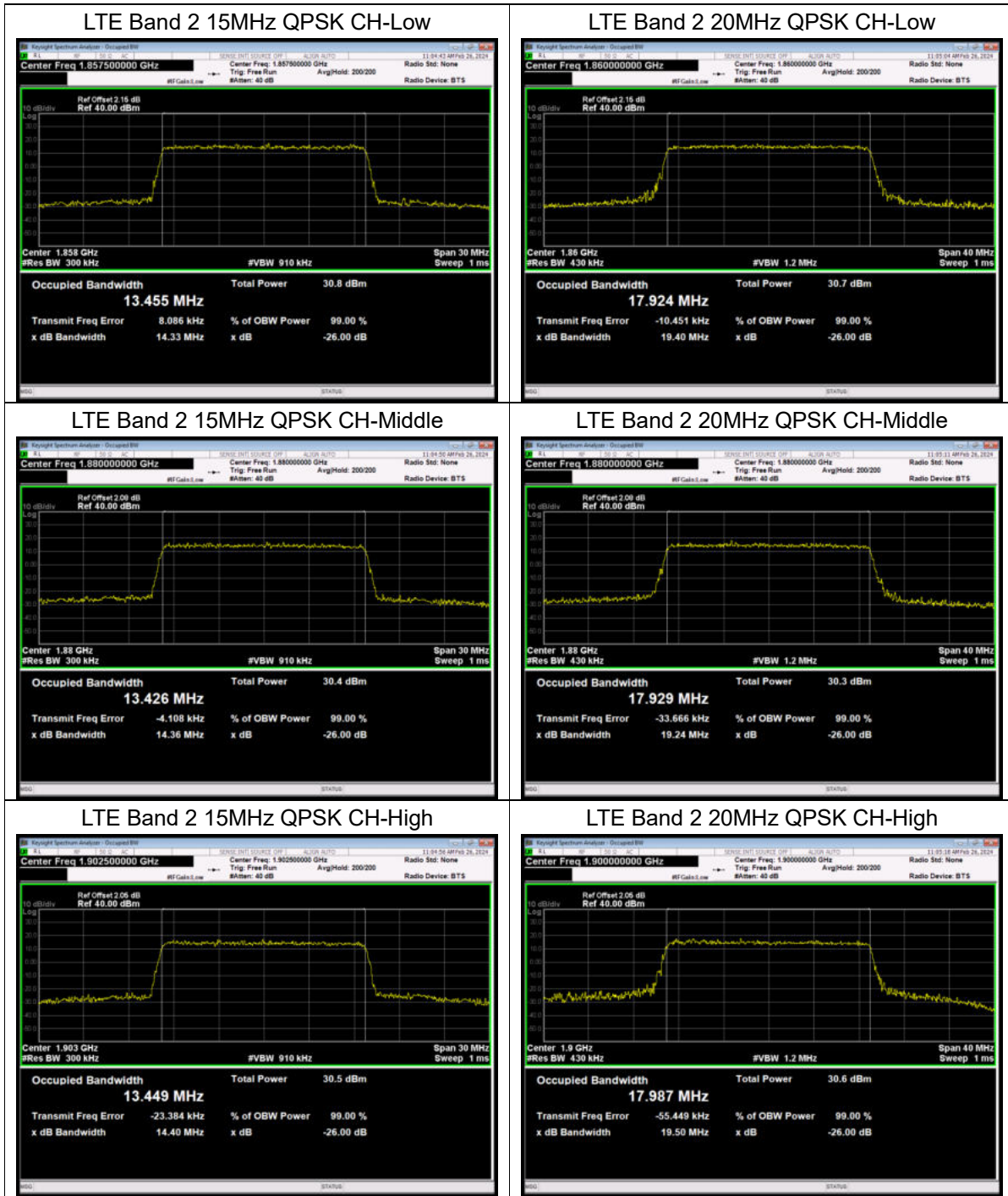
| Band      | Bandwidth (MHz) | UL Channel | RB Size | RB Position | Modulation | 99% OBW (MHz) | -26dB EBW (MHz) |
|-----------|-----------------|------------|---------|-------------|------------|---------------|-----------------|
| LTE Band2 | 1.4             | 18607      | 6       | #0          | QPSK       | 1.104         | 1.262           |
| LTE Band2 | 1.4             | 18607      | 6       | #0          | 16QAM      | 1.111         | 1.269           |
| LTE Band2 | 1.4             | 18900      | 6       | #0          | QPSK       | 1.102         | 1.265           |
| LTE Band2 | 1.4             | 18900      | 6       | #0          | 16QAM      | 1.094         | 1.265           |
| LTE Band2 | 1.4             | 19193      | 6       | #0          | QPSK       | 1.103         | 1.271           |
| LTE Band2 | 1.4             | 19193      | 6       | #0          | 16QAM      | 1.105         | 1.259           |
| LTE Band2 | 3               | 18615      | 15      | #0          | QPSK       | 2.704         | 2.934           |
| LTE Band2 | 3               | 18615      | 15      | #0          | 16QAM      | 2.693         | 2.926           |
| LTE Band2 | 3               | 18900      | 15      | #0          | QPSK       | 2.701         | 2.925           |
| LTE Band2 | 3               | 18900      | 15      | #0          | 16QAM      | 2.702         | 2.919           |
| LTE Band2 | 3               | 19185      | 15      | #0          | QPSK       | 2.702         | 2.932           |
| LTE Band2 | 3               | 19185      | 15      | #0          | 16QAM      | 2.696         | 2.930           |
| LTE Band2 | 5               | 18625      | 25      | #0          | QPSK       | 4.513         | 4.845           |
| LTE Band2 | 5               | 18625      | 25      | #0          | 16QAM      | 4.492         | 4.824           |
| LTE Band2 | 5               | 18900      | 25      | #0          | QPSK       | 4.510         | 4.860           |
| LTE Band2 | 5               | 18900      | 25      | #0          | 16QAM      | 4.507         | 4.838           |
| LTE Band2 | 5               | 19175      | 25      | #0          | QPSK       | 4.501         | 4.853           |
| LTE Band2 | 5               | 19175      | 25      | #0          | 16QAM      | 4.517         | 4.851           |
| LTE Band2 | 10              | 18650      | 50      | #0          | QPSK       | 8.984         | 9.671           |
| LTE Band2 | 10              | 18650      | 50      | #0          | 16QAM      | 8.951         | 9.652           |
| LTE Band2 | 10              | 18900      | 50      | #0          | QPSK       | 8.965         | 9.628           |
| LTE Band2 | 10              | 18900      | 50      | #0          | 16QAM      | 8.985         | 9.617           |
| LTE Band2 | 10              | 19150      | 50      | #0          | QPSK       | 8.974         | 9.604           |
| LTE Band2 | 10              | 19150      | 50      | #0          | 16QAM      | 8.973         | 9.581           |
| LTE Band2 | 15              | 18675      | 75      | #0          | QPSK       | 13.455        | 14.326          |
| LTE Band2 | 15              | 18675      | 75      | #0          | 16QAM      | 13.401        | 14.390          |
| LTE Band2 | 15              | 18900      | 75      | #0          | QPSK       | 13.426        | 14.362          |
| LTE Band2 | 15              | 18900      | 75      | #0          | 16QAM      | 13.471        | 14.326          |
| LTE Band2 | 15              | 19125      | 75      | #0          | QPSK       | 13.449        | 14.403          |

|           |    |       |     |    |       |        |        |
|-----------|----|-------|-----|----|-------|--------|--------|
| LTE Band2 | 15 | 19125 | 75  | #0 | 16QAM | 13.426 | 14.453 |
| LTE Band2 | 20 | 18700 | 100 | #0 | QPSK  | 17.924 | 19.397 |
| LTE Band2 | 20 | 18700 | 100 | #0 | 16QAM | 17.910 | 19.339 |
| LTE Band2 | 20 | 18900 | 100 | #0 | QPSK  | 17.929 | 19.244 |
| LTE Band2 | 20 | 18900 | 100 | #0 | 16QAM | 17.916 | 19.288 |
| LTE Band2 | 20 | 19100 | 100 | #0 | QPSK  | 17.987 | 19.505 |
| LTE Band2 | 20 | 19100 | 100 | #0 | 16QAM | 17.942 | 19.167 |



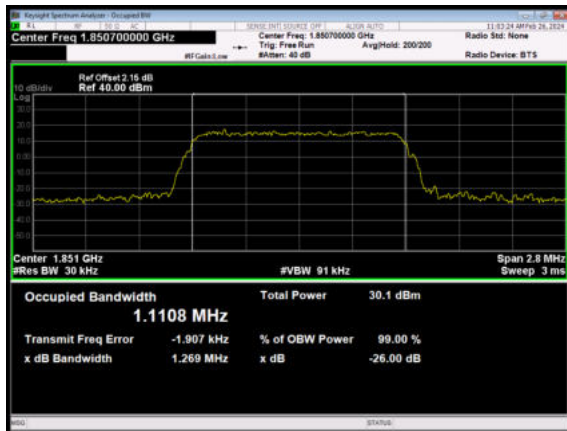




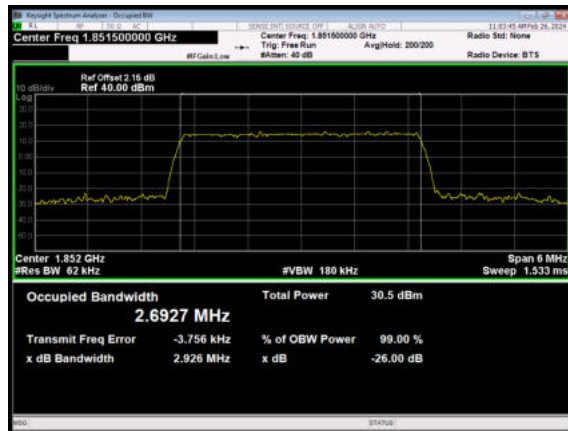




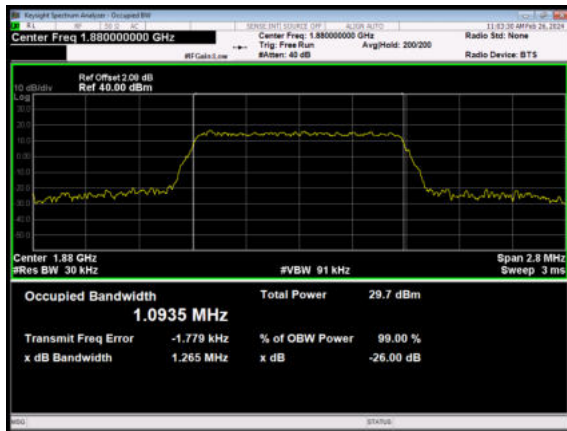
LTE Band 2 1.4MHz 16QAM CH-Low



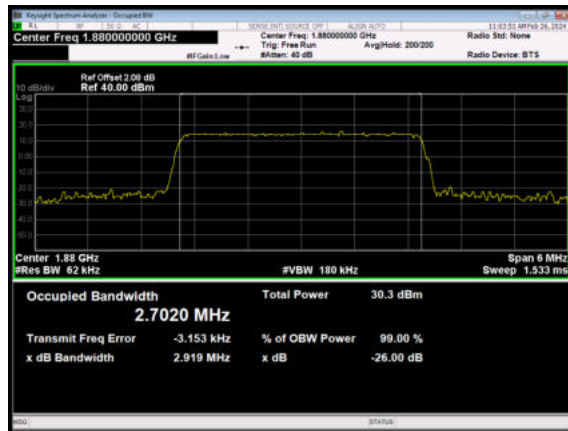
LTE Band 2 3MHz 16QAM CH-Low



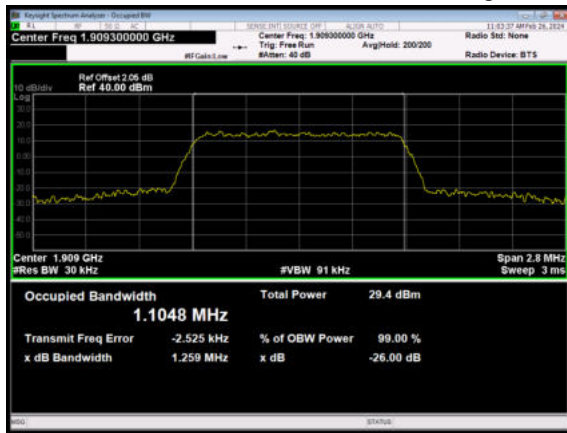
LTE Band 2 1.4MHz 16QAM CH-Middle



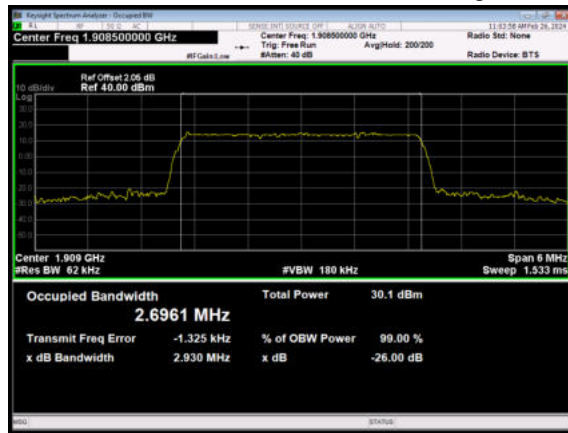
LTE Band 2 3MHz 16QAM CH-Middle



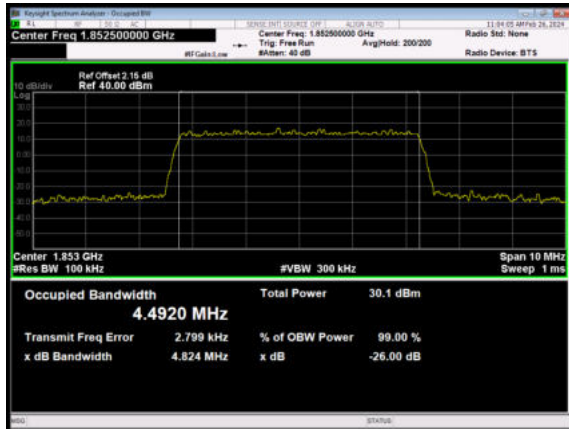
LTE Band 2 1.4MHz 16QAM CH-High



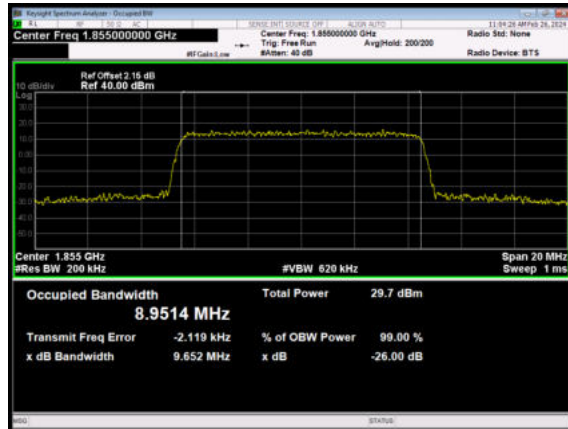
LTE Band 2 3MHz 16QAM CH-High



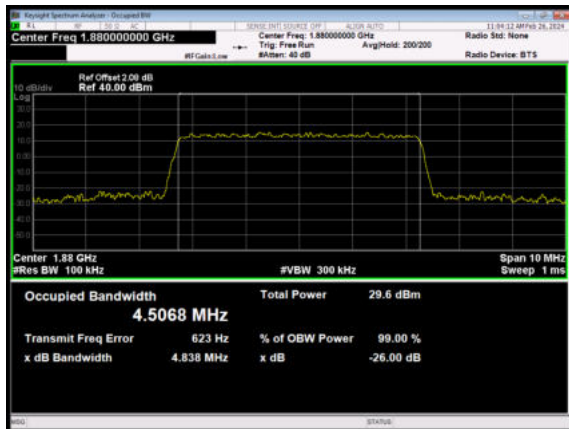
LTE Band 2 5MHz 16QAM CH-Low



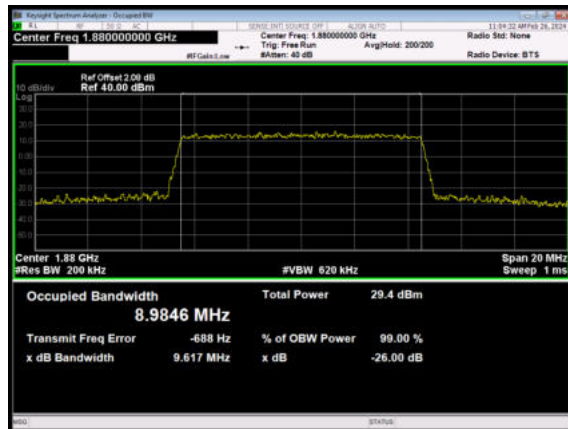
LTE Band 2 10MHz 16QAM CH-Low



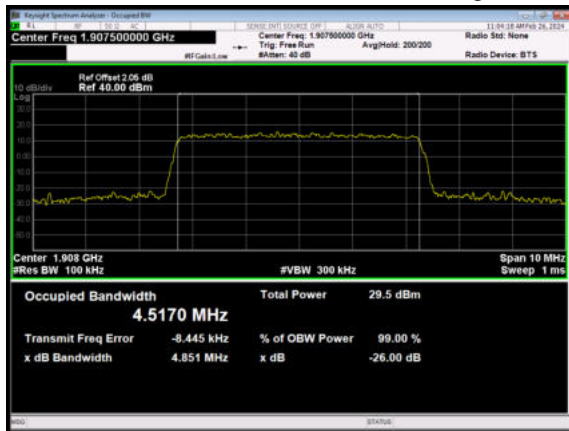
LTE Band 2 5MHz 16QAM CH-Middle



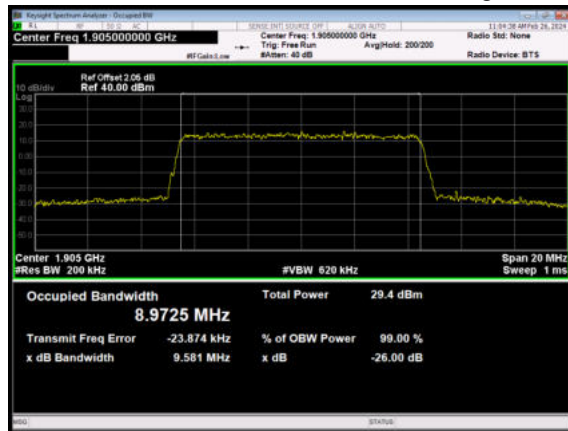
LTE Band 2 10MHz 16QAM CH-Middle



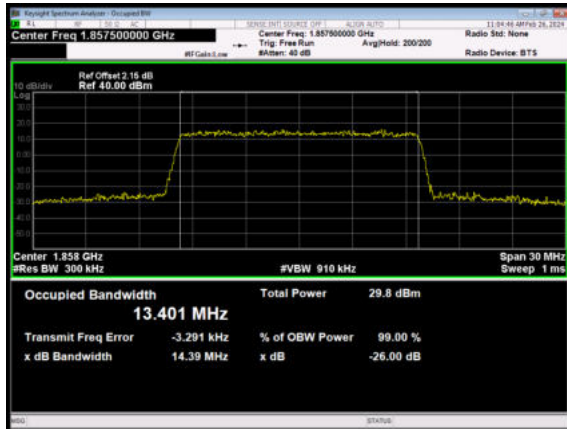
LTE Band 2 5MHz 16QAM CH-High



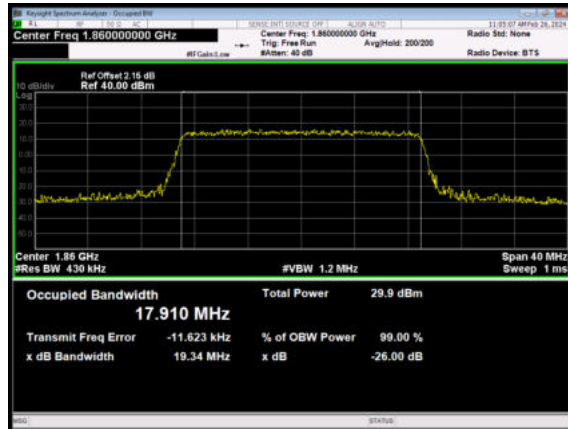
LTE Band 2 10MHz 16QAM CH-High



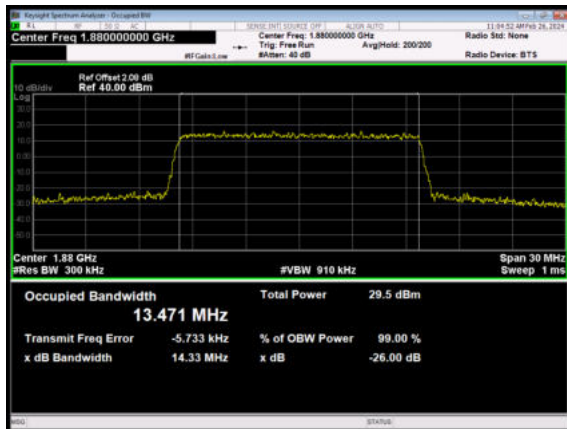
LTE Band 2 15MHz 16QAM CH-Low



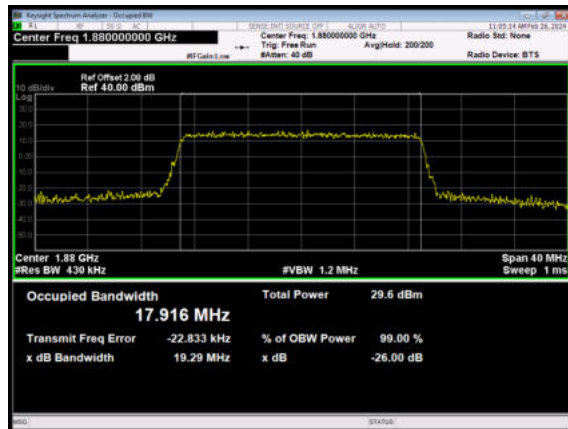
LTE Band 2 20MHz 16QAM CH-Low



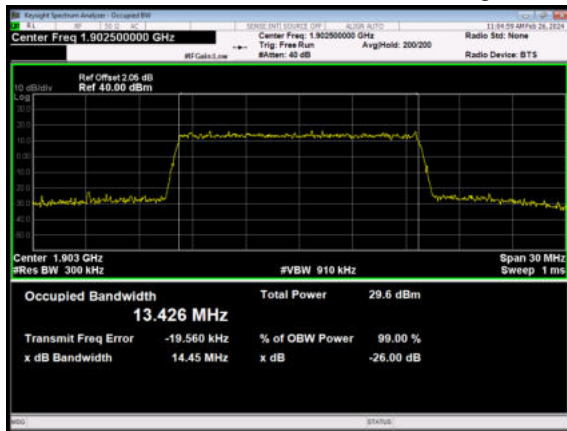
LTE Band 2 15MHz 16QAM CH-Middle



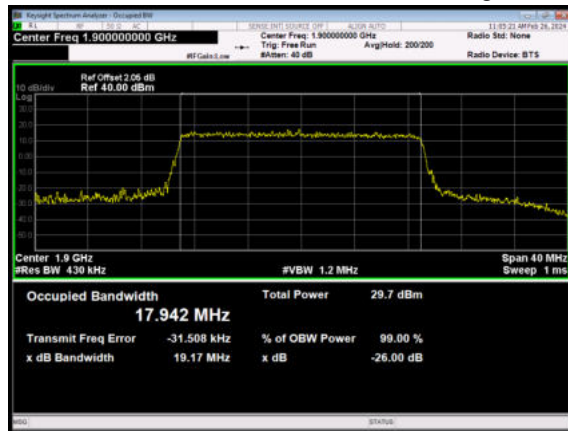
LTE Band 2 20MHz 16QAM CH-Middle



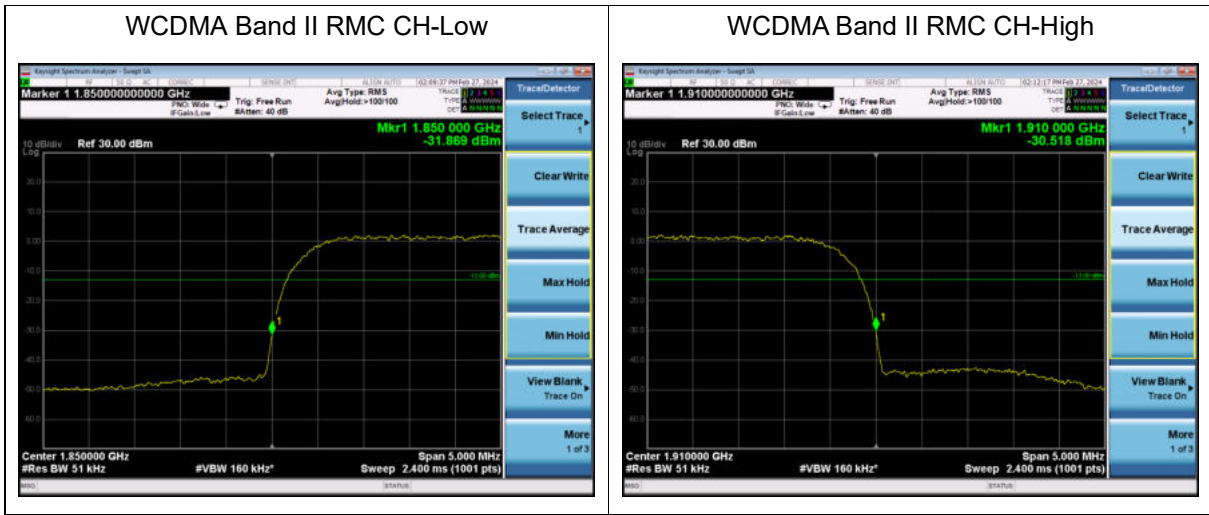
LTE Band 2 15MHz 16QAM CH-High



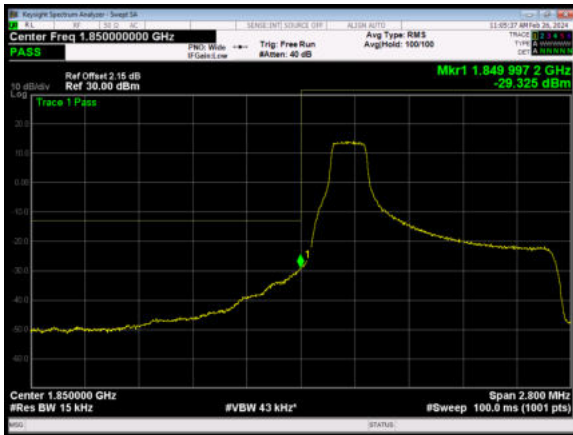
LTE Band 2 20MHz 16QAM CH-High



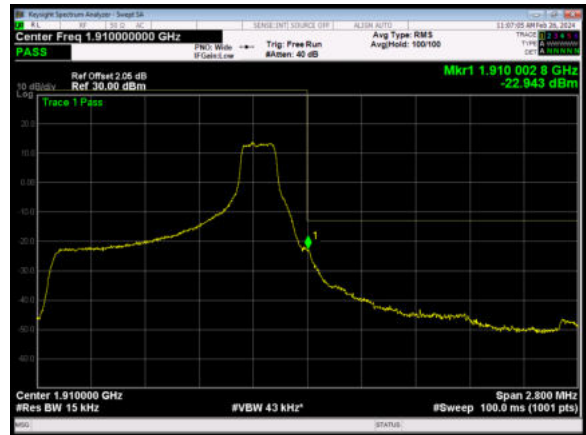
### 6.3. Band Edge Compliance



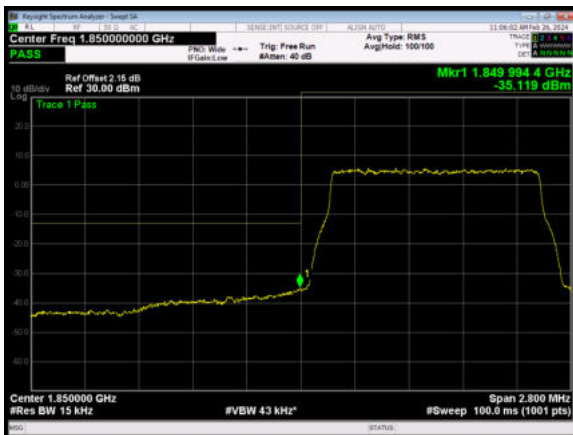
LTE Band 2 1.4MHz QPSK 1RB CH-Low



LTE Band 2 1.4MHz QPSK 1RB CH-High



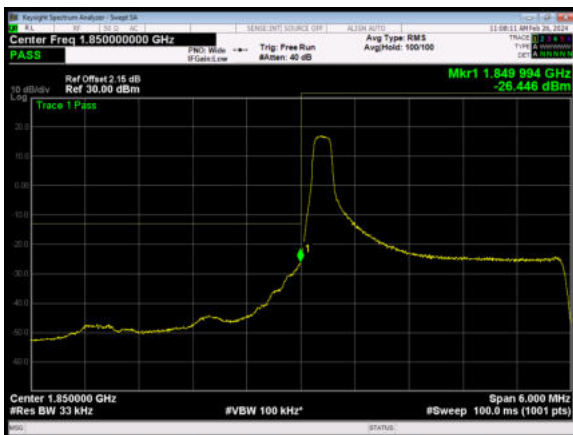
LTE Band 2 1.4MHz QPSK 100%RB CH-Low



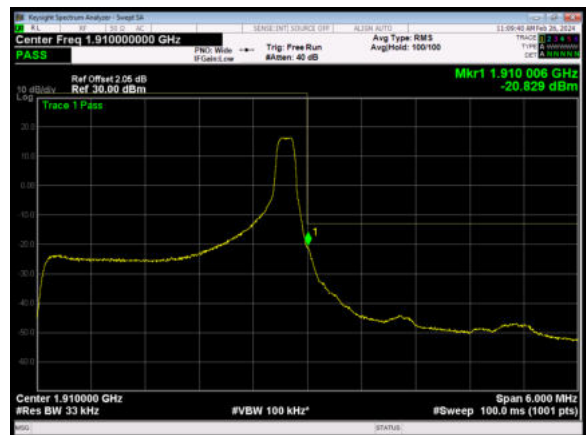
LTE Band 2 1.4MHz QPSK 100%RB CH-High



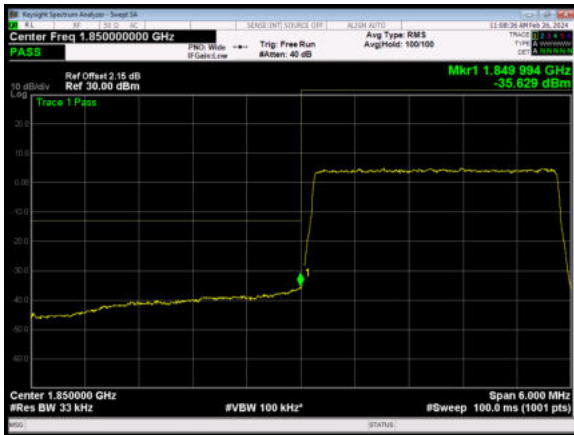
LTE Band 2 3MHz QPSK 1RB CH-Low



LTE Band 2 3MHz QPSK 1RB CH-High



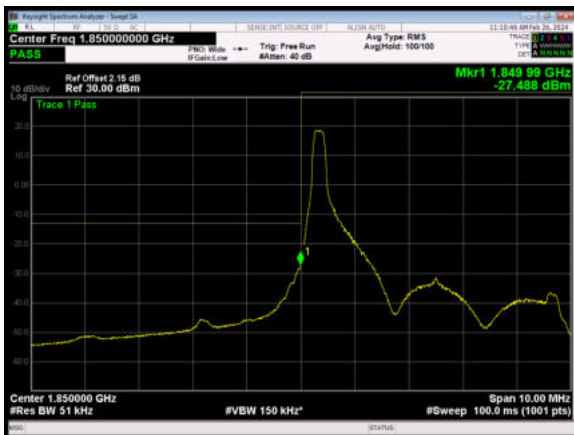
LTE Band 2 3MHz QPSK 100%RB CH-Low



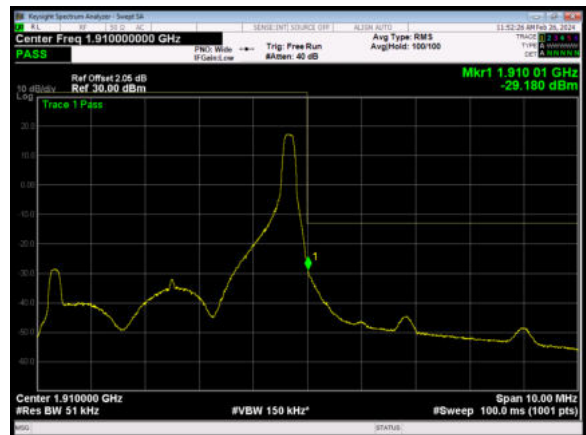
LTE Band 2 3MHz QPSK 100%RB CH-High



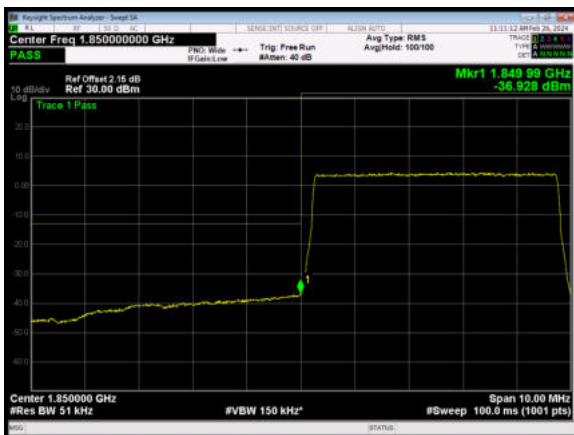
LTE Band 2 5MHz QPSK 1RB CH-Low



LTE Band 2 5MHz QPSK 1RB CH-High



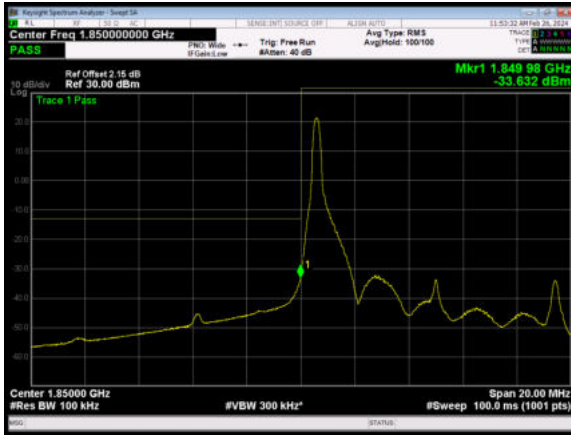
LTE Band 2 5MHz QPSK 100%RB CH-Low



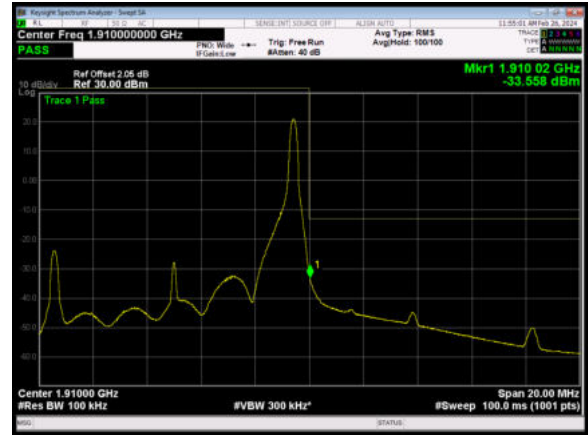
LTE Band 2 5MHz QPSK 100%RB CH-High



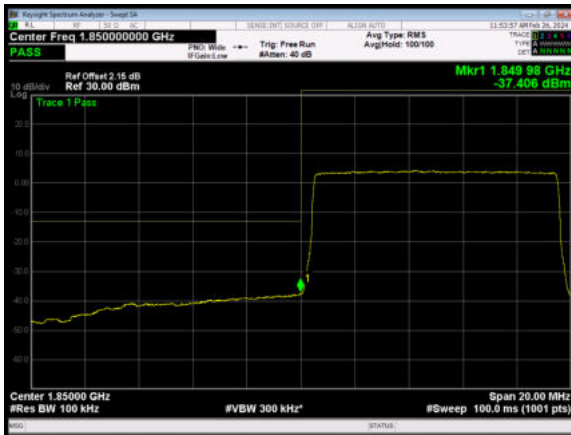
LTE Band 2 10MHz QPSK 1RB CH-Low



LTE Band 2 10MHz QPSK 1RB CH-High



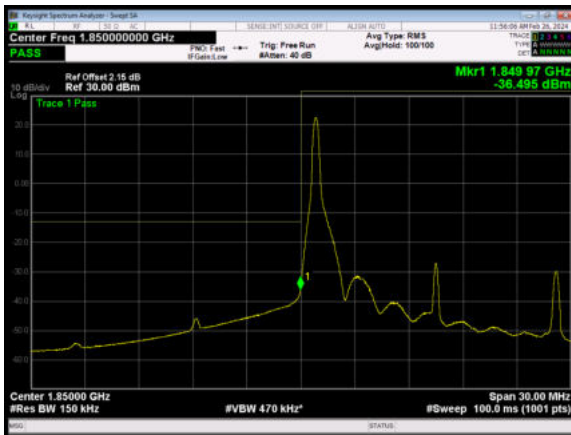
LTE Band 2 10MHz QPSK 100%RB CH-Low



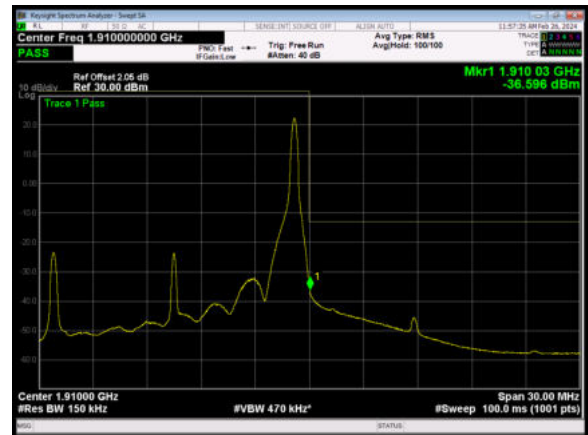
LTE Band 2 10MHz QPSK 100%RB CH-High



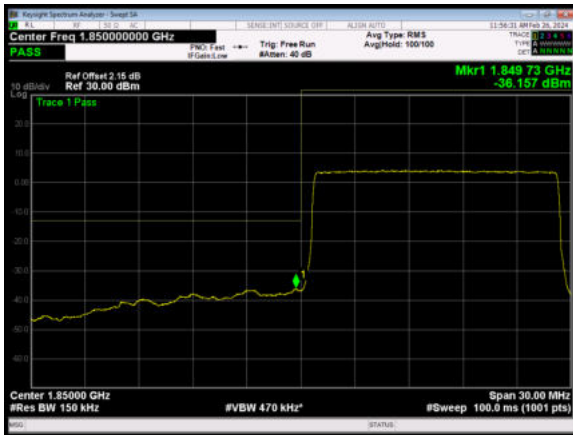
LTE Band 2 15MHz QPSK 1RB CH-Low



LTE Band 2 15MHz QPSK 1RB CH-High



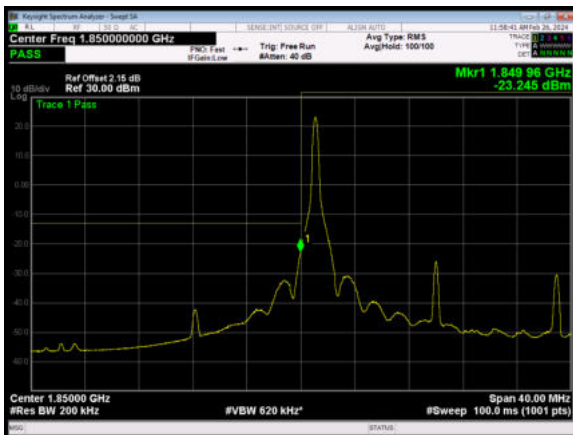
LTE Band 2 15MHz QPSK 100%RB CH-Low



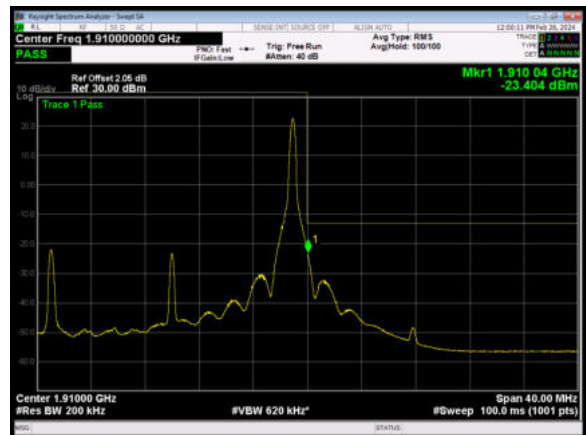
LTE Band 2 15MHz QPSK 100%RB CH-High



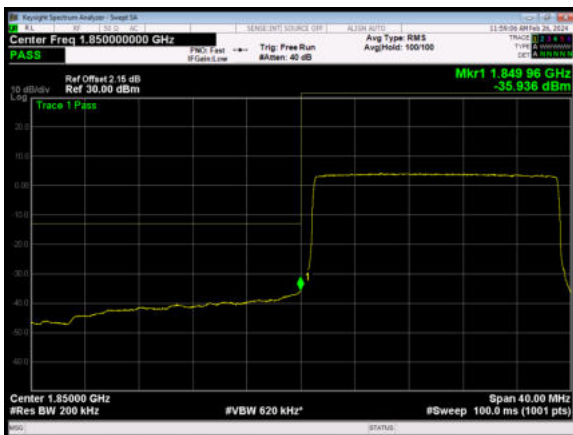
LTE Band 2 20MHz QPSK 1RB CH-Low



LTE Band 2 20MHz QPSK 1RB CH-High



LTE Band 2 20MHz QPSK 100%RB CH-Low

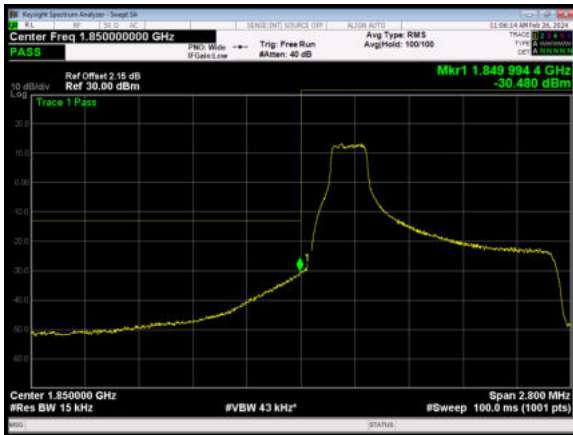


LTE Band 2 20MHz QPSK 100%RB CH-High

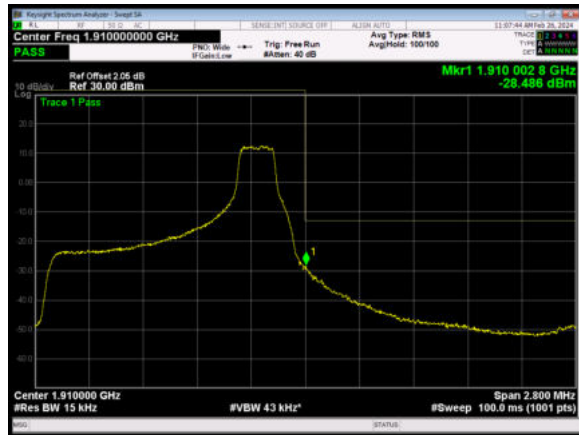




LTE Band 2 1.4MHz 16QAM 1RB CH-Low



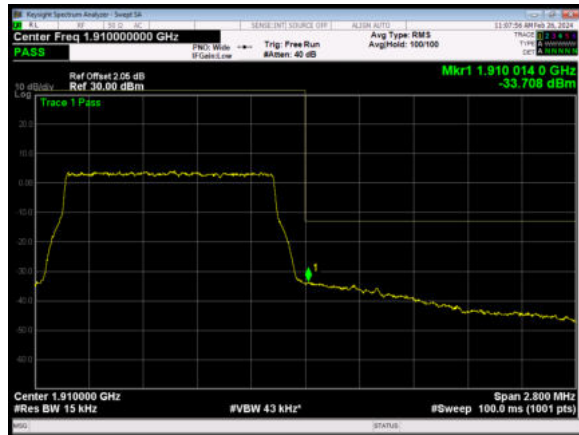
LTE Band 2 1.4MHz 16QAM 1RB CH-High



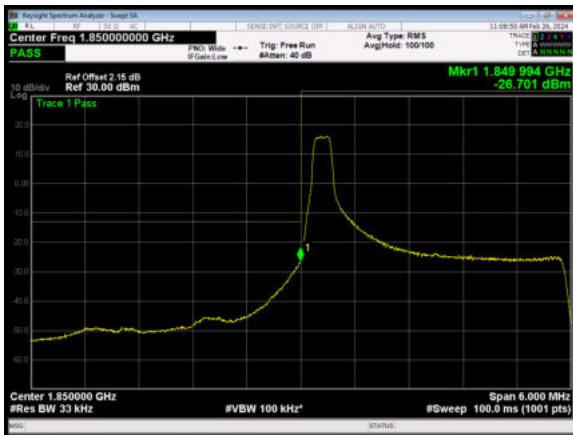
LTE Band 2 1.4MHz 16QAM 100%RB CH-Low



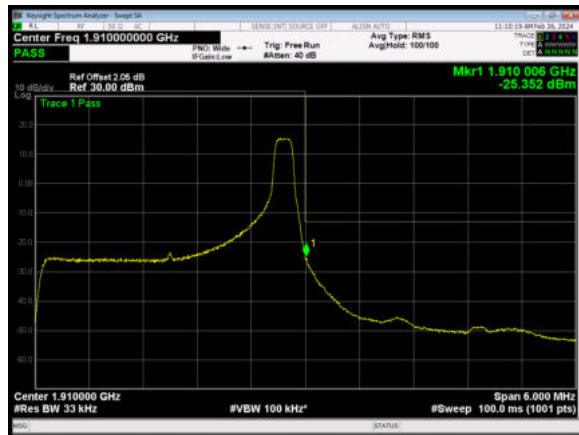
LTE Band 2 1.4MHz 16QAM 100%RB CH-High



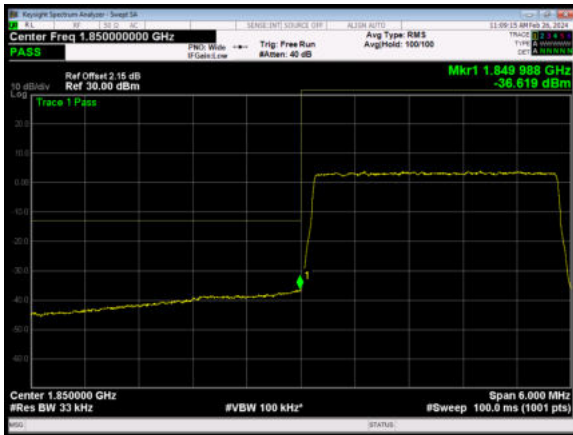
LTE Band 2 3MHz 16QAM 1RB CH-Low



LTE Band 2 3MHz 16QAM 1RB CH-High



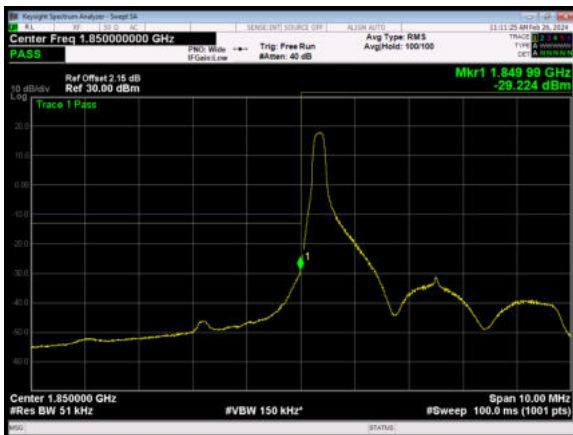
LTE Band 2 3MHz 16QAM 100%RB CH-Low



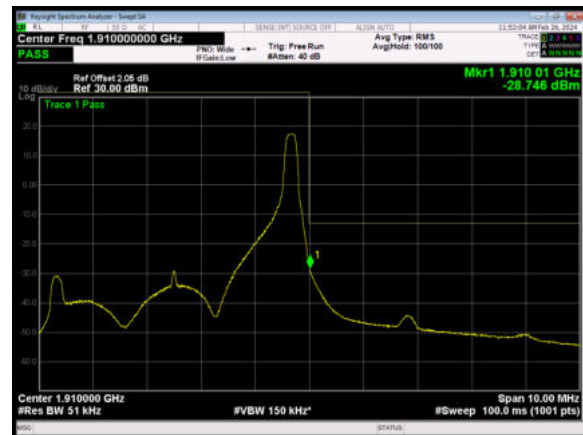
LTE Band 2 3MHz 16QAM 100%RB CH-High



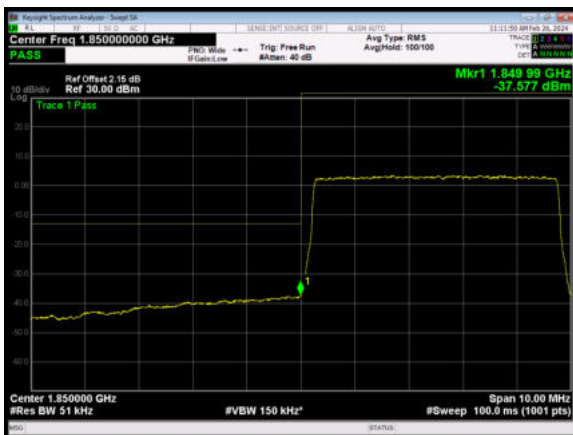
LTE Band 2 5MHz 16QAM 1RB CH-Low



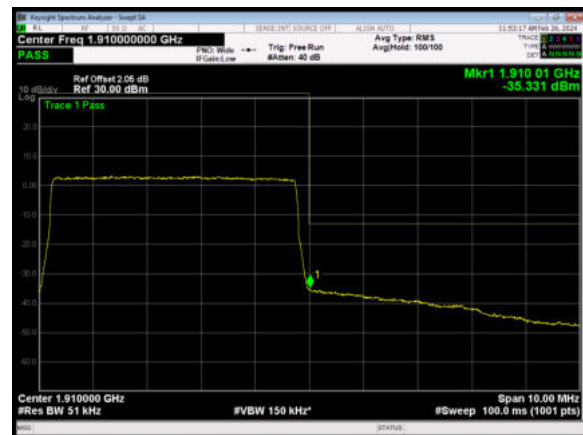
LTE Band 2 5MHz 16QAM 1RB CH-High



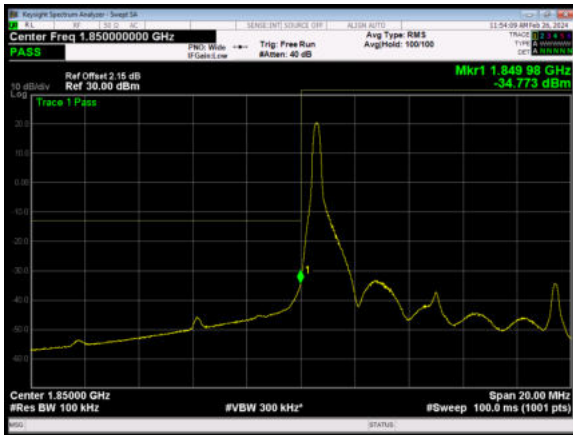
LTE Band 2 5MHz 16QAM 100%RB CH-Low



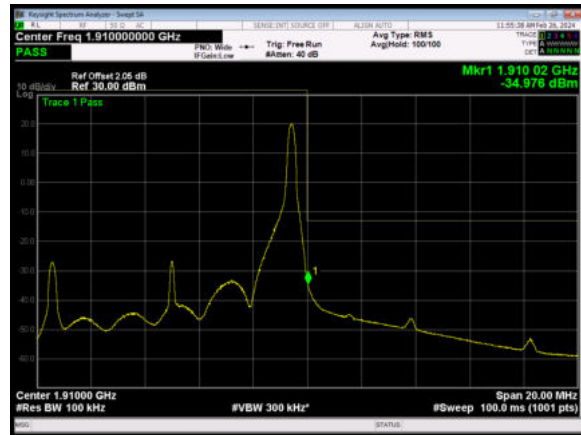
LTE Band 2 5MHz 16QAM 100%RB CH-High



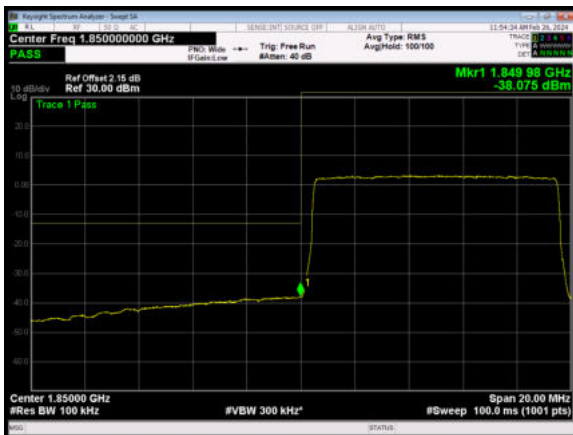
LTE Band 2 10MHz 16QAM 1RB CH-Low



LTE Band 2 10MHz 16QAM 1RB CH-High



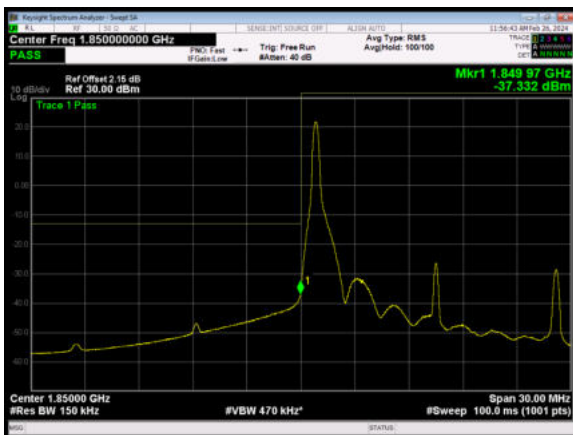
LTE Band 2 10MHz 16QAM 100%RB CH-Low



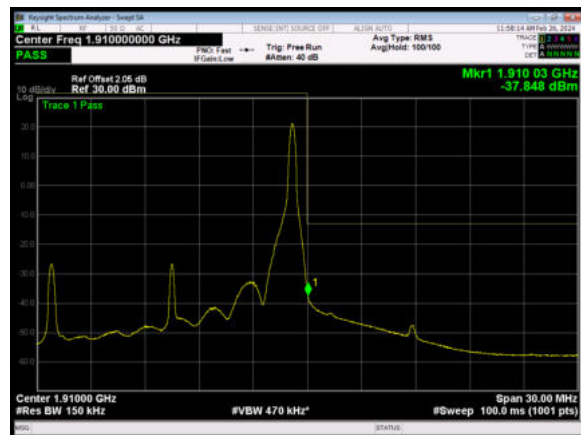
LTE Band 2 10MHz 16QAM 100%RB CH-High



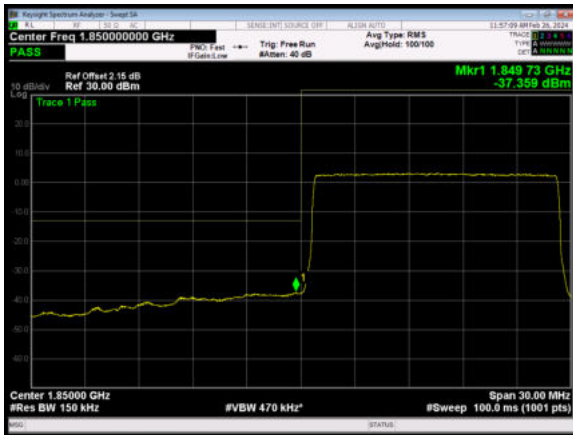
LTE Band 2 15MHz 16QAM 1RB CH-Low



LTE Band 2 15MHz 16QAM 1RB CH-High



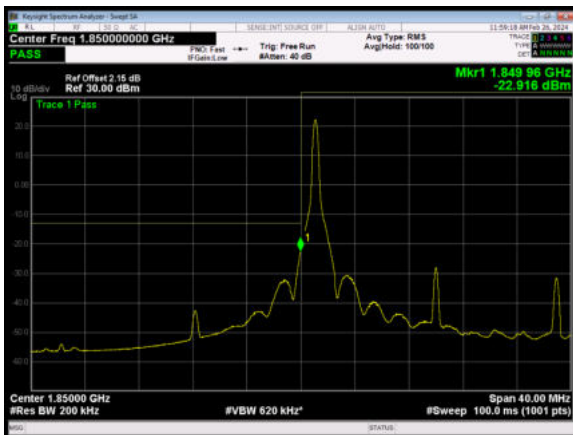
LTE Band 2 15MHz 16QAM 100%RB CH-Low



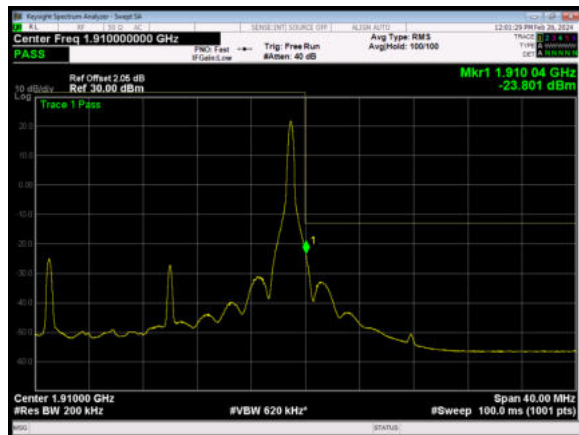
LTE Band 2 15MHz 16QAM 100%RB CH-High



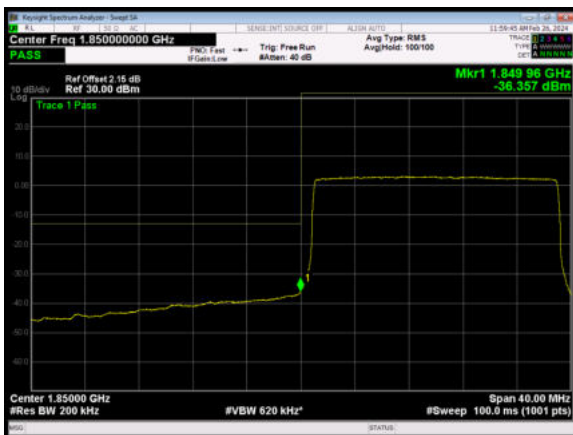
LTE Band 2 20MHz 16QAM 1RB CH-Low



LTE Band 2 20MHz 16QAM 1RB CH-High



LTE Band 2 20MHz 16QAM 100%RB CH-Low



LTE Band 2 20MHz 16QAM 100%RB CH-High



#### 6.4. Peak-to-Average Power Ratio (PAPR)

| Mode                      | Channel | Frequency (MHz) | Peak(dBm) | Avg(dBm) | PAPR(dB) | Limit(dB) | Conclusion |
|---------------------------|---------|-----------------|-----------|----------|----------|-----------|------------|
| WCDMA<br>Band II<br>(RMC) | 9262    | 1852.4          | 26.04     | 22.94    | 3.10     | ≤13       | PASS       |
|                           | 9400    | 1880            | 24.76     | 21.77    | 2.99     | ≤13       | PASS       |
|                           | 9538    | 1907.6          | 24.62     | 21.61    | 3.01     | ≤13       | PASS       |

| LTE Band2       |            |         |             |            |             |                 |         |
|-----------------|------------|---------|-------------|------------|-------------|-----------------|---------|
| Bandwidth (MHz) | UL Channel | RB Size | RB Position | Modulation | Result (dB) | high Limit (dB) | Verdict |
| 1.4             | 18607      | 6       | #0          | QPSK       | 5.48        | 13              | PASS    |
| 1.4             | 18607      | 6       | #0          | 16QAM      | 6.09        | 13              | PASS    |
| 1.4             | 18900      | 6       | #0          | QPSK       | 5.11        | 13              | PASS    |
| 1.4             | 18900      | 6       | #0          | 16QAM      | 5.91        | 13              | PASS    |
| 1.4             | 19193      | 6       | #0          | QPSK       | 5.15        | 13              | PASS    |
| 1.4             | 19193      | 6       | #0          | 16QAM      | 5.92        | 13              | PASS    |
| 3               | 18615      | 15      | #0          | QPSK       | 5.37        | 13              | PASS    |
| 3               | 18615      | 15      | #0          | 16QAM      | 6.19        | 13              | PASS    |
| 3               | 18900      | 15      | #0          | QPSK       | 5.11        | 13              | PASS    |
| 3               | 18900      | 15      | #0          | 16QAM      | 5.91        | 13              | PASS    |
| 3               | 19185      | 15      | #0          | QPSK       | 5.16        | 13              | PASS    |
| 3               | 19185      | 15      | #0          | 16QAM      | 5.99        | 13              | PASS    |
| 5               | 18625      | 25      | #0          | QPSK       | 5.32        | 13              | PASS    |
| 5               | 18625      | 25      | #0          | 16QAM      | 6.03        | 13              | PASS    |
| 5               | 18900      | 25      | #0          | QPSK       | 5.15        | 13              | PASS    |
| 5               | 18900      | 25      | #0          | 16QAM      | 5.90        | 13              | PASS    |
| 5               | 19175      | 25      | #0          | QPSK       | 5.22        | 13              | PASS    |
| 5               | 19175      | 25      | #0          | 16QAM      | 5.97        | 13              | PASS    |
| 10              | 18650      | 50      | #0          | QPSK       | 5.29        | 13              | PASS    |
| 10              | 18650      | 50      | #0          | 16QAM      | 6.04        | 13              | PASS    |
| 10              | 18900      | 50      | #0          | QPSK       | 5.18        | 13              | PASS    |
| 10              | 18900      | 50      | #0          | 16QAM      | 5.94        | 13              | PASS    |
| 10              | 19150      | 50      | #0          | QPSK       | 5.26        | 13              | PASS    |
| 10              | 19150      | 50      | #0          | 16QAM      | 6.10        | 13              | PASS    |
| 15              | 18675      | 75      | #0          | QPSK       | 5.64        | 13              | PASS    |
| 15              | 18675      | 75      | #0          | 16QAM      | 6.18        | 13              | PASS    |
| 15              | 18900      | 75      | #0          | QPSK       | 5.57        | 13              | PASS    |
| 15              | 18900      | 75      | #0          | 16QAM      | 6.08        | 13              | PASS    |
| 15              | 19125      | 75      | #0          | QPSK       | 5.67        | 13              | PASS    |

|    |       |     |    |       |      |    |      |
|----|-------|-----|----|-------|------|----|------|
| 15 | 19125 | 75  | #0 | 16QAM | 6.20 | 13 | PASS |
| 20 | 18700 | 100 | #0 | QPSK  | 5.42 | 13 | PASS |
| 20 | 18700 | 100 | #0 | 16QAM | 6.19 | 13 | PASS |
| 20 | 18900 | 100 | #0 | QPSK  | 5.43 | 13 | PASS |
| 20 | 18900 | 100 | #0 | 16QAM | 6.14 | 13 | PASS |
| 20 | 19100 | 100 | #0 | QPSK  | 5.45 | 13 | PASS |
| 20 | 19100 | 100 | #0 | 16QAM | 6.20 | 13 | PASS |

## 6.5. Frequency Stability

| WCDMA Band II   |         |                 |                 |                           |                           |         |
|-----------------|---------|-----------------|-----------------|---------------------------|---------------------------|---------|
| Condition       |         | Freq.Error (Hz) | Freq.Error (Hz) | Frequency Stability (ppm) | Frequency Stability (ppm) | Verdict |
| Temperature     | Voltage | QPSK            | BPSK            | QPSK                      | BPSK                      |         |
| Normal (25°C)   | Normal  | 11.27           | 9.98            | 0.00600                   | 0.00531                   | PASS    |
| Extreme (50°C)  |         | 7.23            | 8.87            | 0.00385                   | 0.00472                   | PASS    |
| Extreme (40°C)  |         | 17.26           | 9.61            | 0.00918                   | 0.00511                   | PASS    |
| Extreme (30°C)  |         | 1.56            | 16.28           | 0.00083                   | 0.00866                   | PASS    |
| Extreme (20°C)  |         | 5.59            | 4.38            | 0.00297                   | 0.00233                   | PASS    |
| Extreme (10°C)  |         | 15.50           | 17.63           | 0.00824                   | 0.00938                   | PASS    |
| Extreme (0°C)   |         | 12.35           | 17.43           | 0.00657                   | 0.00927                   | PASS    |
| Extreme (-10°C) |         | 13.62           | 10.81           | 0.00724                   | 0.00575                   | PASS    |
| Extreme (-20°C) |         | 8.93            | 14.61           | 0.00475                   | 0.00777                   | PASS    |
| Extreme (-30°C) |         | 12.81           | 3.97            | 0.00681                   | 0.00211                   | PASS    |
| Normal (25°C)   |         | 10.90           | 6.81            | 0.00580                   | 0.00362                   | PASS    |
| 25°C            | LV      | 10.00           | 3.66            | 0.00532                   | 0.00195                   | PASS    |
|                 | HV      | 11.27           | 9.98            | 0.00600                   | 0.00531                   | PASS    |

| LTE Band2       |         |                 |                 |                           |                           |         |
|-----------------|---------|-----------------|-----------------|---------------------------|---------------------------|---------|
| Condition       |         | Freq.Error (Hz) | Freq.Error (Hz) | Frequency Stability (ppm) | Frequency Stability (ppm) | Verdict |
| BANDWIDTH       | 1.4MHz  | 16QAM           | QPSK            | 16QAM                     | QPSK                      |         |
| Temperature     | Voltage |                 |                 |                           |                           |         |
| Normal (25°C)   | Normal  | 8.64            | 14.11           | 0.00460                   | 0.00750                   | PASS    |
| Extreme (50°C)  |         | 17.63           | 9.59            | 0.00938                   | 0.00510                   | PASS    |
| Extreme (40°C)  |         | 4.02            | 9.67            | 0.00214                   | 0.00514                   | PASS    |
| Extreme (30°C)  |         | 7.26            | 16.13           | 0.00386                   | 0.00858                   | PASS    |
| Extreme (20°C)  |         | 13.95           | 17.32           | 0.00742                   | 0.00921                   | PASS    |
| Extreme (10°C)  |         | 14.15           | 13.94           | 0.00753                   | 0.00742                   | PASS    |
| Extreme (0°C)   |         | 16.16           | 13.81           | 0.00860                   | 0.00735                   | PASS    |
| Extreme (-10°C) |         | 17.52           | 4.30            | 0.00932                   | 0.00229                   | PASS    |
| Extreme (-20°C) |         | 3.72            | 9.51            | 0.00198                   | 0.00506                   | PASS    |
| Extreme (-30°C) |         | 5.55            | 8.21            | 0.00295                   | 0.00437                   | PASS    |
| 25°C            |         | LV              | 12.17           | 15.19                     | 0.00648                   | 0.00808 |
|                 | HV      | 1.98            | 2.45            | 0.00105                   | 0.00130                   | PASS    |
| Condition       |         | Freq.Error      | Freq.Error      | Frequency                 | Frequency                 | Verdict |

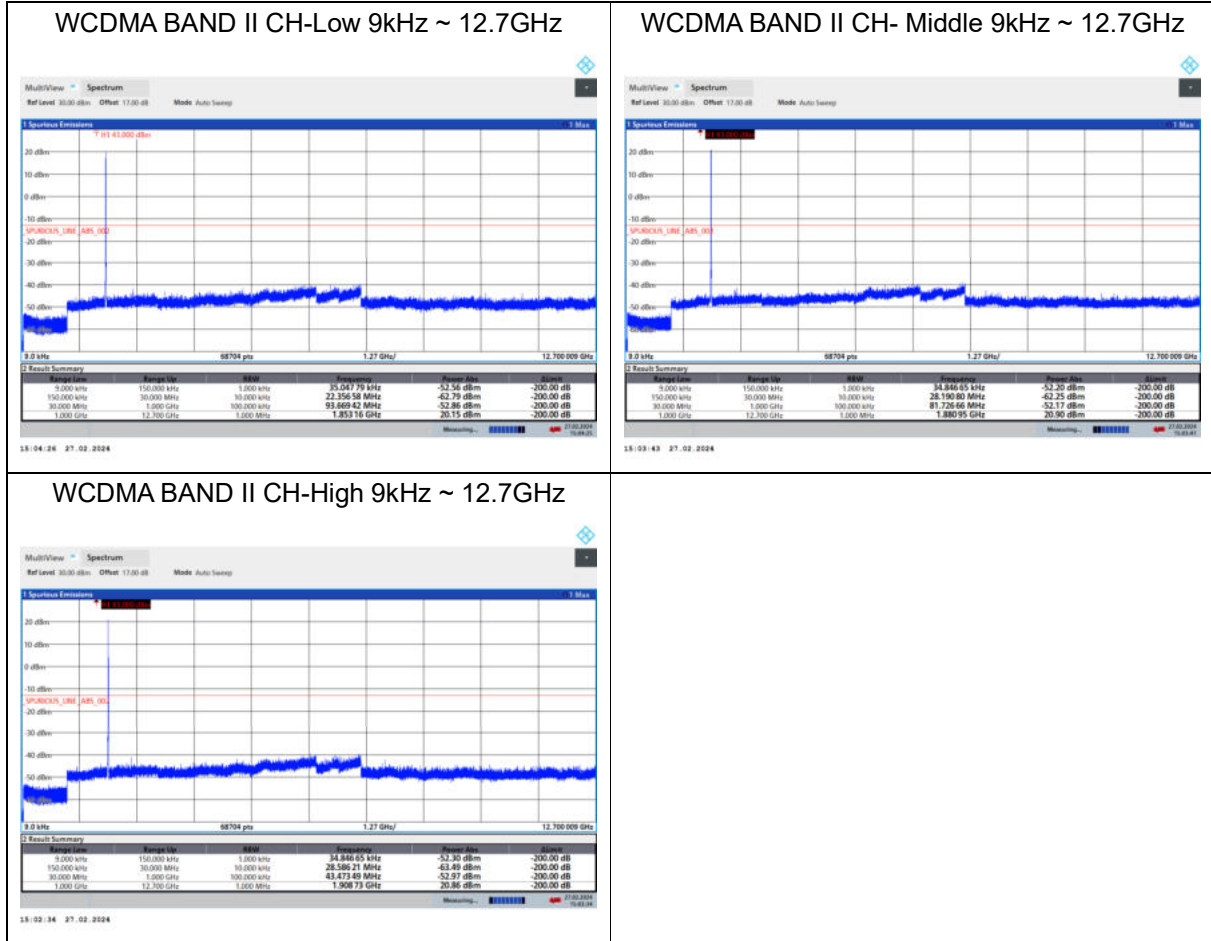
| Condition       |         | (Hz)            | (Hz)            | Stability (ppm)           | Stability (ppm)           | Verdict |      |
|-----------------|---------|-----------------|-----------------|---------------------------|---------------------------|---------|------|
| BANDWIDTH       | 3MHz    |                 |                 |                           |                           |         |      |
| Temperature     | Voltage | 16QAM           | QPSK            | 16QAM                     | QPSK                      |         |      |
| Normal (25°C)   | Normal  | 3.20            | 17.67           | 0.00170                   | 0.00940                   | PASS    |      |
| Extreme (50°C)  |         | 14.15           | 7.68            | 0.00753                   | 0.00408                   | PASS    |      |
| Extreme (40°C)  |         | 10.85           | 12.43           | 0.00577                   | 0.00661                   | PASS    |      |
| Extreme (30°C)  |         | 2.13            | 13.50           | 0.00113                   | 0.00718                   | PASS    |      |
| Extreme (20°C)  |         | 9.06            | 17.99           | 0.00482                   | 0.00957                   | PASS    |      |
| Extreme (10°C)  |         | 9.39            | 6.15            | 0.00499                   | 0.00327                   | PASS    |      |
| Extreme (0°C)   |         | 3.55            | 9.13            | 0.00189                   | 0.00485                   | PASS    |      |
| Extreme (-10°C) |         | 5.16            | 2.20            | 0.00274                   | 0.00117                   | PASS    |      |
| Extreme (-20°C) |         | 6.55            | 9.14            | 0.00348                   | 0.00486                   | PASS    |      |
| Extreme (-30°C) |         | 12.20           | 9.71            | 0.00649                   | 0.00517                   | PASS    |      |
| 25°C            |         | LV              | 15.45           | 15.56                     | 0.00822                   | 0.00828 | PASS |
|                 |         | HV              | 16.15           | 13.22                     | 0.00859                   | 0.00703 | PASS |
| Condition       |         | Freq.Error (Hz) | Freq.Error (Hz) | Frequency Stability (ppm) | Frequency Stability (ppm) | Verdict |      |
| BANDWIDTH       | 5MHz    |                 |                 |                           |                           |         |      |
| Temperature     | Voltage | 16QAM           | QPSK            | 16QAM                     | QPSK                      |         |      |
| Normal (25°C)   | Normal  | 7.19            | 3.33            | 0.00383                   | 0.00177                   | PASS    |      |
| Extreme (50°C)  |         | 16.13           | 4.63            | 0.00858                   | 0.00246                   | PASS    |      |
| Extreme (40°C)  |         | 11.77           | 15.18           | 0.00626                   | 0.00808                   | PASS    |      |
| Extreme (30°C)  |         | 10.12           | 11.70           | 0.00538                   | 0.00622                   | PASS    |      |
| Extreme (20°C)  |         | 17.67           | 12.81           | 0.00940                   | 0.00681                   | PASS    |      |
| Extreme (10°C)  |         | 8.18            | 16.90           | 0.00435                   | 0.00899                   | PASS    |      |
| Extreme (0°C)   |         | 9.90            | 8.31            | 0.00527                   | 0.00442                   | PASS    |      |
| Extreme (-10°C) |         | 15.70           | 8.55            | 0.00835                   | 0.00455                   | PASS    |      |
| Extreme (-20°C) |         | 14.83           | 13.37           | 0.00789                   | 0.00711                   | PASS    |      |
| Extreme (-30°C) |         | 13.58           | 12.01           | 0.00722                   | 0.00639                   | PASS    |      |
| 25°C            |         | LV              | 6.43            | 3.00                      | 0.00342                   | 0.00160 | PASS |
|                 |         | HV              | 7.98            | 6.43                      | 0.00425                   | 0.00342 | PASS |
| Condition       |         | Freq.Error (Hz) | Freq.Error (Hz) | Frequency Stability (ppm) | Frequency Stability (ppm) | Verdict |      |
| BANDWIDTH       | 10MHz   |                 |                 |                           |                           |         |      |
| Temperature     | Voltage | 16QAM           | QPSK            | 16QAM                     | QPSK                      |         |      |
| Normal (25°C)   | Normal  | 4.59            | 3.28            | 0.00244                   | 0.00174                   | PASS    |      |
| Extreme (50°C)  |         | 10.01           | 14.92           | 0.00532                   | 0.00794                   | PASS    |      |
| Extreme (40°C)  |         | 15.48           | 11.68           | 0.00824                   | 0.00622                   | PASS    |      |
| Extreme (30°C)  |         | 6.14            | 4.79            | 0.00326                   | 0.00255                   | PASS    |      |
| Extreme (20°C)  |         | 4.50            | 12.58           | 0.00239                   | 0.00669                   | PASS    |      |



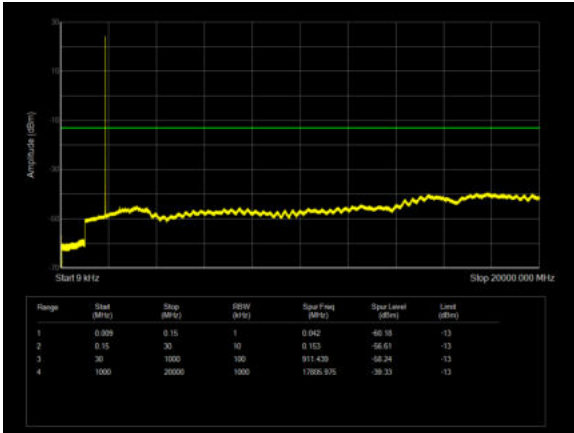
|                 |         |                 |                 |                           |                           |         |      |
|-----------------|---------|-----------------|-----------------|---------------------------|---------------------------|---------|------|
| Extreme (10°C)  |         | 10.78           | 9.08            | 0.00573                   | 0.00483                   | PASS    |      |
| Extreme (0°C)   |         | 12.17           | 12.89           | 0.00647                   | 0.00686                   | PASS    |      |
| Extreme (-10°C) |         | 5.16            | 4.57            | 0.00275                   | 0.00243                   | PASS    |      |
| Extreme (-20°C) |         | 10.99           | 2.88            | 0.00585                   | 0.00153                   | PASS    |      |
| Extreme (-30°C) |         | 12.39           | 10.04           | 0.00659                   | 0.00534                   | PASS    |      |
| 25°C            | LV      | 6.21            | 4.99            | 0.00330                   | 0.00265                   | PASS    |      |
|                 | HV      | 15.52           | 17.44           | 0.00825                   | 0.00928                   | PASS    |      |
| Condition       |         | Freq.Error (Hz) | Freq.Error (Hz) | Frequency Stability (ppm) | Frequency Stability (ppm) | Verdict |      |
| BANDWIDTH       | 15MHz   |                 |                 |                           |                           |         |      |
| Temperature     | Voltage | 16QAM           | QPSK            | 16QAM                     | QPSK                      |         |      |
| Normal (25°C)   | Normal  | 16.54           | 3.51            | 0.00880                   | 0.00187                   | PASS    |      |
| Extreme (50°C)  |         | 16.62           | 4.28            | 0.00884                   | 0.00228                   | PASS    |      |
| Extreme (40°C)  |         | 6.16            | 8.82            | 0.00328                   | 0.00469                   | PASS    |      |
| Extreme (30°C)  |         | 4.55            | 6.53            | 0.00242                   | 0.00347                   | PASS    |      |
| Extreme (20°C)  |         | 7.89            | 5.39            | 0.00420                   | 0.00287                   | PASS    |      |
| Extreme (10°C)  |         | 7.65            | 6.54            | 0.00407                   | 0.00348                   | PASS    |      |
| Extreme (0°C)   |         | 15.35           | 13.42           | 0.00816                   | 0.00714                   | PASS    |      |
| Extreme (-10°C) |         | 3.97            | 3.59            | 0.00211                   | 0.00191                   | PASS    |      |
| Extreme (-20°C) |         | 5.52            | 14.09           | 0.00294                   | 0.00750                   | PASS    |      |
| Extreme (-30°C) |         | 1.73            | 14.06           | 0.00092                   | 0.00748                   | PASS    |      |
| 25°C            |         | LV              | 1.07            | 11.73                     | 0.00057                   | 0.00624 | PASS |
|                 |         | HV              | 5.13            | 5.98                      | 0.00273                   | 0.00318 | PASS |
| Condition       |         | Freq.Error (Hz) | Freq.Error (Hz) | Frequency Stability (ppm) | Frequency Stability (ppm) | Verdict |      |
| BANDWIDTH       | 20MHz   |                 |                 |                           |                           |         |      |
| Temperature     | Voltage | 16QAM           | QPSK            | 16QAM                     | QPSK                      |         |      |
| Normal (25°C)   | Normal  | 8.69            | 12.09           | 0.00462                   | 0.00643                   | PASS    |      |
| Extreme (50°C)  |         | 6.51            | 4.43            | 0.00346                   | 0.00236                   | PASS    |      |
| Extreme (40°C)  |         | 3.34            | 5.18            | 0.00178                   | 0.00276                   | PASS    |      |
| Extreme (30°C)  |         | 11.94           | 11.46           | 0.00635                   | 0.00610                   | PASS    |      |
| Extreme (20°C)  |         | 3.51            | 12.80           | 0.00187                   | 0.00681                   | PASS    |      |
| Extreme (10°C)  |         | 4.38            | 11.74           | 0.00233                   | 0.00625                   | PASS    |      |
| Extreme (0°C)   |         | 13.51           | 5.26            | 0.00719                   | 0.00280                   | PASS    |      |
| Extreme (-10°C) |         | 15.97           | 2.66            | 0.00850                   | 0.00142                   | PASS    |      |
| Extreme (-20°C) |         | 2.35            | 11.84           | 0.00125                   | 0.00630                   | PASS    |      |
| Extreme (-30°C) |         | 11.88           | 3.03            | 0.00632                   | 0.00161                   | PASS    |      |
| 25°C            |         | LV              | 5.98            | 8.20                      | 0.00318                   | 0.00436 | PASS |
|                 |         | HV              | 17.83           | 1.42                      | 0.00948                   | 0.00075 | PASS |

### 6.6. Spurious Emissions at Antenna Terminals

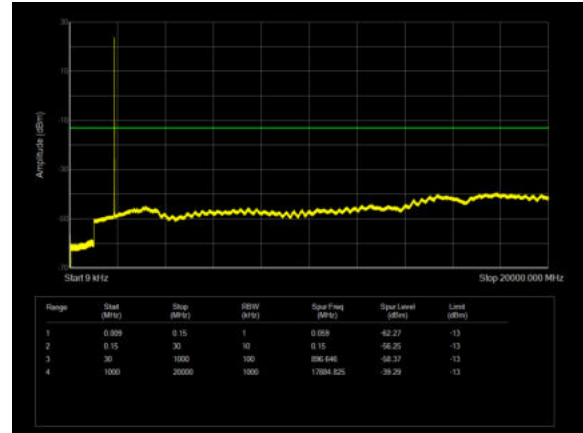
Sweep the whole frequency band through the range from 9kHz to the 10th harmonic of the carrier, the emissions more than 20 dB below the limit are not reported. The signal beyond the limit is carrier.



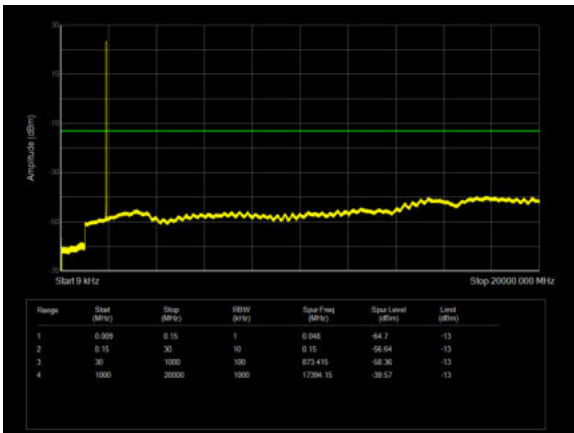
LTE Band 2 1.4MHz CH-Low 9kHz~20GHz



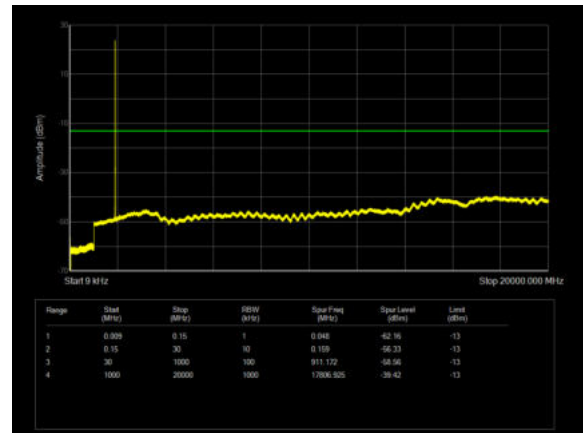
LTE Band 2 3MHz CH-Low 9kHz~20GHz



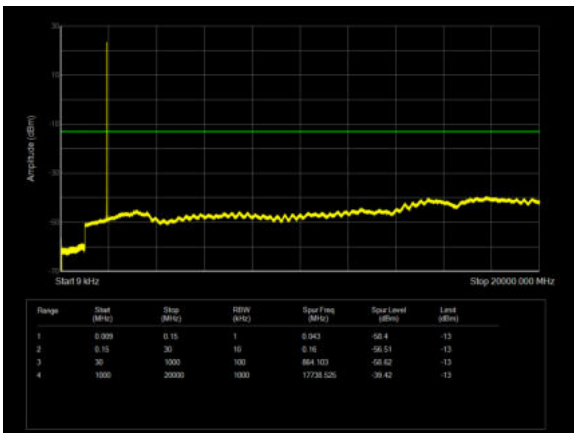
LTE Band 2 1.4MHz CH-Middle 9kHz~20GHz



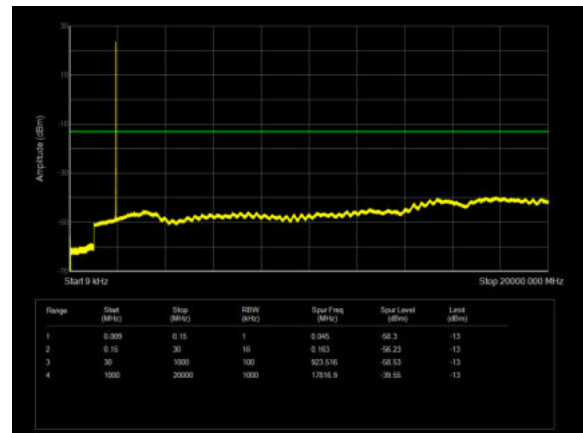
LTE Band 2 3MHz CH-Middle 9kHz~20GHz



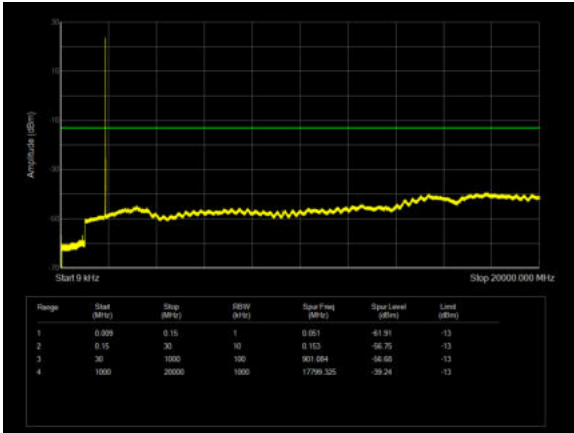
LTE Band 2 1.4MHz CH-High 9kHz~20GHz



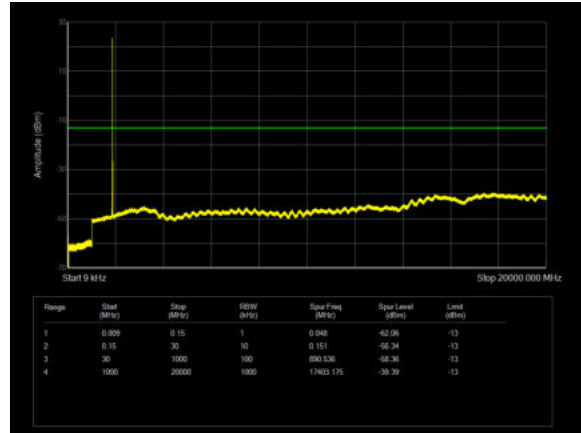
LTE Band 2 3MHz CH-High 9kHz~20GHz



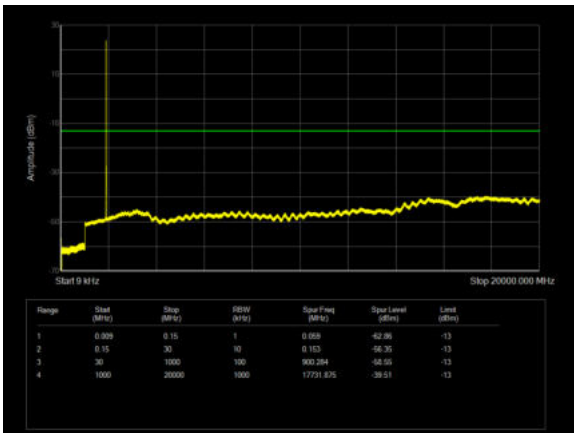
LTE Band 2 5MHz CH-Low 9kHz~20GHz



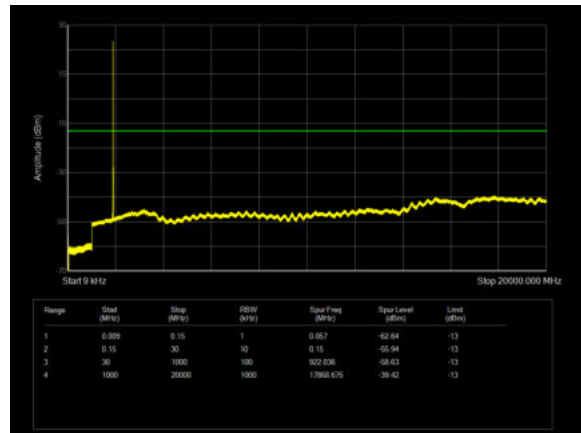
LTE Band 2 10MHz CH-Low 9kHz~20GHz



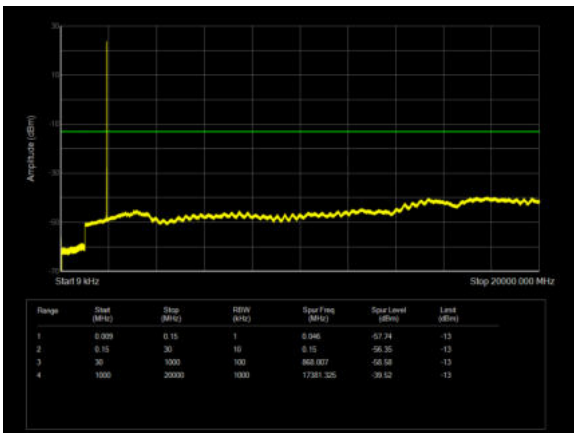
LTE Band 2 5MHz CH-Middle 9kHz~20GHz



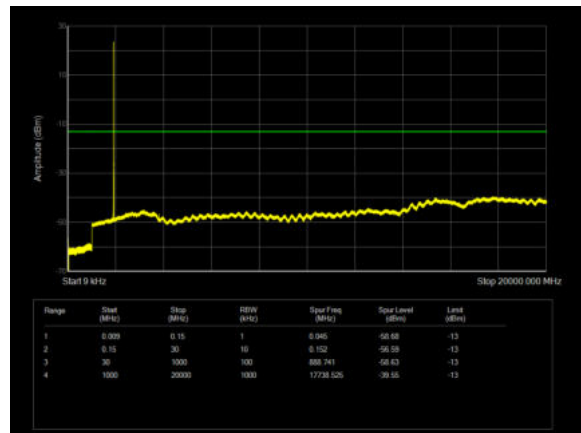
LTE Band 2 10MHz CH-Middle 9kHz~20GHz



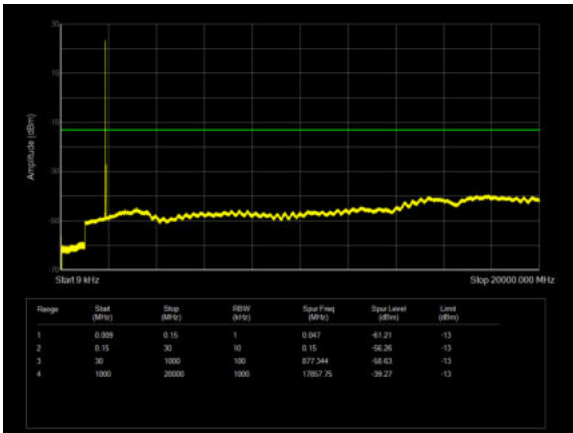
LTE Band 2 5MHz CH-High 9kHz~20GHz



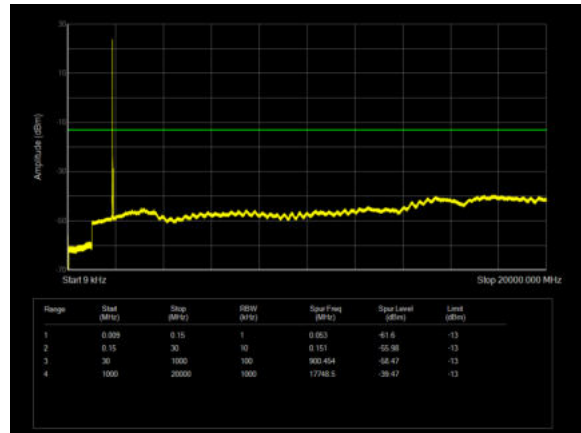
LTE Band 2 10MHz CH-High 9kHz~20GHz



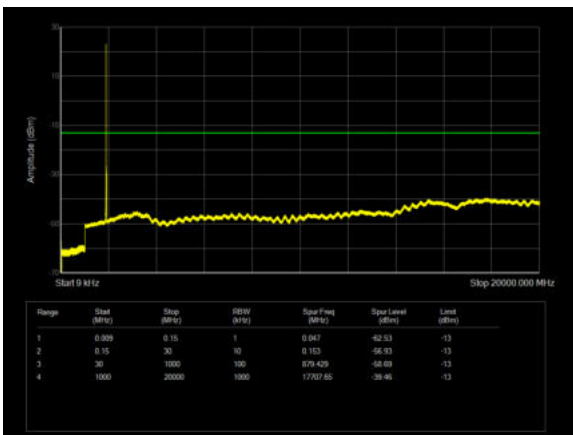
LTE Band 2 15MHz CH-Low 9kHz~20GHz



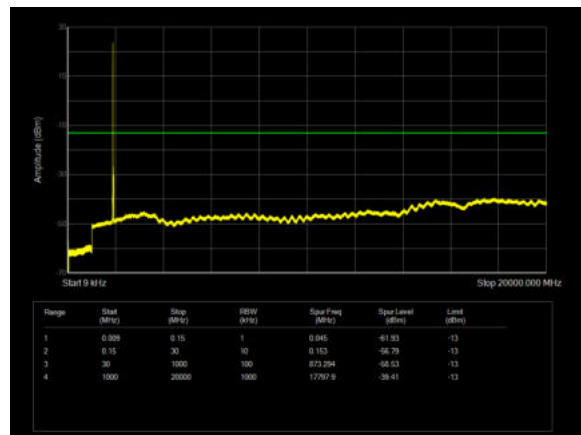
LTE Band 2 20MHz CH-Low 9kHz~20GHz



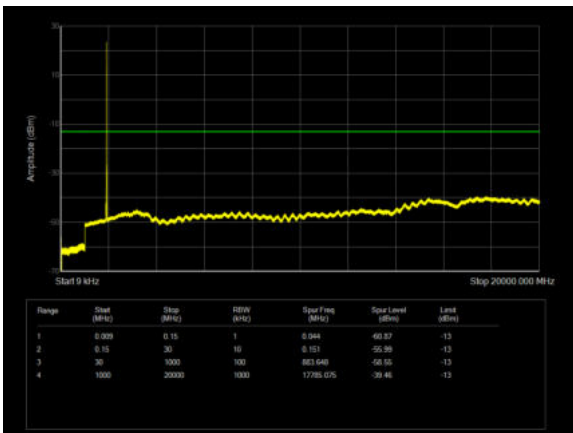
LTE Band 2 15MHz CH-Middle 9kHz~20GHz



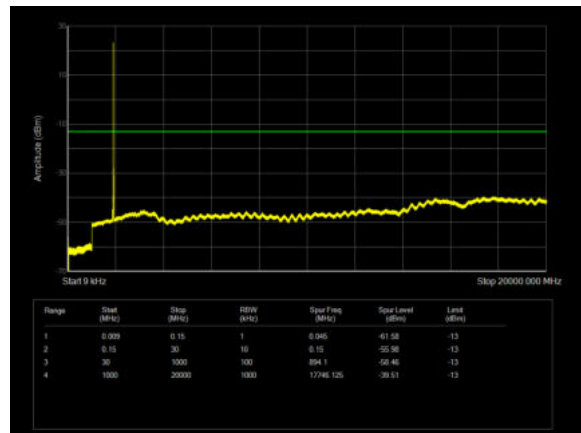
LTE Band 2 20MHz CH-Middle 9kHz~20GHz



LTE Band 2 15MHz CH-High 9kHz~20GHz



LTE Band 2 20MHz CH-High 9kHz~20GHz



## 6.7. Radiated Spurious Emission

Sweep the whole frequency band through the range from 9kHz to the 10th harmonic of the carrier, the emissions below the noise floor will not be recorded in the report.

WCDMA Band II CH-Middle

| Harmonic | Frequency (MHz) | SG (dBm) | Cable Loss (dB) | Gain (dBi) | Antenna Polarization | EIRP Level (dBm) | Limit (dBm) | Margin (dB) | Azimuth (deg) |
|----------|-----------------|----------|-----------------|------------|----------------------|------------------|-------------|-------------|---------------|
| 2        | 3760.00         | -53.01   | 2.60            | 12.50      | Horizontal           | -43.11           | -13.00      | 30.11       | 1             |
| 3        | 5640.00         | -44.90   | 3.30            | 12.50      | Horizontal           | -35.70           | -13.00      | 22.70       | 78            |
| 4        | 7520.00         | -45.32   | 4.20            | 12.20      | Horizontal           | -37.32           | -13.00      | 24.32       | 13            |
| 5        | 9400.00         | -52.77   | 4.30            | 11.10      | Horizontal           | -45.97           | -13.00      | 32.97       | 264           |
| 6        | 11280.00        | -50.30   | 5.90            | 11.90      | Horizontal           | -44.30           | -13.00      | 31.30       | 44            |
| 7        | 13160.00        | -51.72   | 5.70            | 14.00      | Horizontal           | -43.42           | -13.00      | 30.42       | 9             |
| 8        | 15040.00        | -53.39   | 5.80            | 13.10      | Horizontal           | -46.09           | -13.00      | 33.09       | 45            |
| 9        | 16920.00        | -51.40   | 6.10            | 14.60      | Horizontal           | -42.90           | -13.00      | 29.90       | 135           |
| 10       | 18800.00        | -        | -               | -          | -                    | -                | -           | -           | -             |

Note: 1. The other Spurious RF Radiated emissions level is no more than noise floor.  
2. The worst emission was found in the antenna is Horizontal position.

LTE Band 2 1.4MHz CH-Middle

| Harmonic | Frequency (MHz) | SG (dBm) | Cable Loss (dB) | Gain (dBi) | Antenna Polarization | EIRP Level (dBm) | Limit (dBm) | Margin (dB) | Azimuth (deg) |
|----------|-----------------|----------|-----------------|------------|----------------------|------------------|-------------|-------------|---------------|
| 2        | 3759.00         | -52.13   | 2.60            | 12.50      | Vertical             | -42.23           | -13.00      | 29.23       | 13            |
| 3        | 5638.88         | -36.28   | 3.30            | 12.50      | Vertical             | -27.08           | -13.00      | 14.08       | 29            |
| 4        | 7520.00         | -38.19   | 4.20            | 12.20      | Vertical             | -30.19           | -13.00      | 17.19       | 287           |
| 5        | 9400.00         | -44.64   | 4.30            | 11.10      | Vertical             | -37.84           | -13.00      | 24.84       | 287           |
| 6        | 11280.00        | -49.96   | 5.90            | 11.90      | Vertical             | -43.96           | -13.00      | 30.96       | 90            |
| 7        | 13160.00        | -50.71   | 5.70            | 14.00      | Vertical             | -42.41           | -13.00      | 29.41       | 226           |
| 8        | 15040.00        | -51.79   | 5.80            | 13.10      | Vertical             | -44.49           | -13.00      | 31.49       | 11            |
| 9        | 16920.00        | -50.85   | 6.10            | 14.60      | Vertical             | -42.35           | -13.00      | 29.35       | 135           |
| 10       | 18800.00        | -        | -               | -          | -                    | -                | -           | -           | -             |

Note: 1. The other Spurious RF Radiated emissions level is no more than noise floor.  
2. The worst emission was found in the antenna is Vertical position.

## LTE Band 2 5MHz CH-Middle

| Harmonic | Frequency (MHz) | SG (dBm) | Cable Loss (dB) | Gain (dBi) | Antenna Polarization | EIRP Level (dBm) | Limit (dBm) | Margin (dB) | Azimuth (deg) |
|----------|-----------------|----------|-----------------|------------|----------------------|------------------|-------------|-------------|---------------|
| 2        | 3755.63         | -54.41   | 2.60            | 12.50      | Vertical             | -44.51           | -13.00      | 31.51       | 139           |
| 3        | 5633.63         | -38.50   | 3.30            | 12.50      | Vertical             | -29.30           | -13.00      | 16.30       | 1             |
| 4        | 7510.00         | -37.90   | 4.20            | 12.20      | Vertical             | -29.90           | -13.00      | 16.90       | 180           |
| 5        | 9387.50         | -43.98   | 4.30            | 11.10      | Vertical             | -37.18           | -13.00      | 24.18       | 156           |
| 6        | 11265.00        | -50.48   | 5.90            | 11.90      | Vertical             | -44.48           | -13.00      | 31.48       | 1             |
| 7        | 13142.00        | -51.87   | 5.70            | 14.00      | Vertical             | -43.57           | -13.00      | 30.57       | 315           |
| 8        | 15020.00        | -51.88   | 5.80            | 13.10      | Vertical             | -44.58           | -13.00      | 31.58       | 79            |
| 9        | 16897.50        | -51.91   | 6.10            | 14.60      | Vertical             | -43.41           | -13.00      | 30.41       | 246           |
| 10       | 18800.00        | -        | -               | -          | -                    | -                | -           | -           | -             |

Note: 1. The other Spurious RF Radiated emissions level is no more than noise floor.  
 2. The worst emission was found in the antenna is Vertical position.

## LTE Band 2 20MHz CH-Middle

| Harmonic | Frequency (MHz) | SG (dBm) | Cable Loss (dB) | Gain (dBi) | Antenna Polarization | EIRP Level (dBm) | Limit (dBm) | Margin (dB) | Azimuth (deg) |
|----------|-----------------|----------|-----------------|------------|----------------------|------------------|-------------|-------------|---------------|
| 2        | 3742.13         | -54.62   | 2.60            | 12.50      | Vertical             | -44.72           | -13.00      | 31.72       | 67            |
| 3        | 5613.38         | -43.84   | 3.30            | 12.50      | Vertical             | -34.64           | -13.00      | 21.64       | 1             |
| 4        | 7484.63         | -40.34   | 4.20            | 12.20      | Vertical             | -32.34           | -13.00      | 19.34       | 123           |
| 5        | 9355.33         | -44.92   | 4.30            | 11.10      | Vertical             | -38.12           | -13.00      | 25.12       | 146           |
| 6        | 11226.39        | -50.31   | 5.90            | 11.90      | Vertical             | -44.31           | -13.00      | 31.31       | 113           |
| 7        | 13097.46        | -51.98   | 5.70            | 14.00      | Vertical             | -43.68           | -13.00      | 30.68       | 44            |
| 8        | 14968.52        | -50.42   | 5.80            | 13.10      | Vertical             | -43.12           | -13.00      | 30.12       | 49            |
| 9        | 16938.59        | -51.49   | 6.10            | 14.60      | Vertical             | -42.99           | -13.00      | 29.99       | 146           |
| 10       | 18800.00        | -        | -               | -          | -                    | -                | -           | -           | -             |

Note: 1. The other Spurious RF Radiated emissions level is no more than noise floor.

2. The worst emission was found in the antenna is Vertical position.



## 7. Main Test Instruments

| Name                          | Manufacturer | Type       | Serial Number      | Calibration Date | Expiration Date |
|-------------------------------|--------------|------------|--------------------|------------------|-----------------|
| Climate Chamber               | WEISS        | VT 4002    | 58226119450<br>010 | 2023-05-12       | 2024-05-11      |
| Wireless Communication Tester | R&S          | CMW500     | 150415             | 2023-05-12       | 2024-05-11      |
| Spectrum Analyzer             | Keysight     | N9020A     | MY50510203         | 2023-05-12       | 2024-05-11      |
| Wireless Communication Tester | Agilent      | E5515C     | MY48367192         | 2023-05-12       | 2024-05-11      |
| DC Power Supply               | UNI-T        | UTP1310+   | C220795889         | 2023-05-12       | 2024-05-11      |
| Spectrum Analyzer             | R&S          | FSV3030    | 101411             | 2023-12-05       | 2024-12-04      |
| Radiated Spurious Emission    |              |            |                    |                  |                 |
| Spectrum Analyzer             | R&S          | FSV30      | 100815             | 2023-12-05       | 2024-12-04      |
| TRILOG Broadband Antenna      | SCHWARZBECK  | VULB 9163  | 391                | 2022-09-29       | 2025-09-28      |
| Horn Antenna                  | SCHWARZBECK  | BBHA 9120D | 1594               | 2023-12-05       | 2026-12-04      |
| Horn Antenna                  | ETS-Lindgren | 3160-09    | 00102643           | 2021-10-10       | 2024-10-09      |
| Software                      | R&S          | EMC32      | 10.35.10           | /                | /               |

## **ANNEX A: The EUT Appearance**

**The EUT Appearance is submitted separately.**

## ANNEX B: Test Setup Photos

The Test Setup Photos is submitted separately.

\*\*\*\*\* END OF REPORT \*\*\*\*\*