



SPARK PLUGS
APPLICATION &
CROSS REFERENCE GUIDE
2018/2019

CONTENTS

INTRODUCTION

HELLA MEANS BUSINESS	4
HELLA Spark Plugs	
What is a spark plug?	5
Why HELLA Spark Plugs?	5
Standard Series	
HELLA Energy Spark Plug	6
HELLA Energy Pro Spark Plug	7
Performance Series	
HELLA Platinum Spark Plug	8
HELLA Iridium Pro Spark Plug	9
Installation Tips	
When do we change spark plugs?	10
Installation Guide	10
Trade Numbering System.....	11

PASSENGER & LIGHT COMMERCIAL VEHICLES

ALFA ROMEO	12
ASIA	12
AUDI	12
AUSTIN	14
BENTLEY	14
BMW	15
CAM	17
CHANA	17
CHANGAN	17
CHERY	17
CHEVROLET	17
CHRYSLER	18
CITROEN	19
DAEWOO	19
DAIHATSU	19
DAIMLER	20
DODGE	20
FERRARI	20
FIAT	20
FORD	21
FOTON	23
FUDI	23
GEELY	23
GONOW	23
GWM	23
HONDA	23
HYUNDAI	24
INTERSTATE (TRAX)	25
ISUZU	25
JAGUAR	26
KIA	26
LADA	27
LANCIA	27
LAND ROVER	27
LEXUS	28
LEYLAND	28
LOTUS	28

PASSENGER & LIGHT COMMERCIAL VEHICLES

MAHINDRA	29
MANDARIN	29
MASERATI	29
MAZDA	29
MEIYA	30
MERCEDES BENZ	30
MG	32
MINI	33
MITSUBISHI	33
MORGAN	33
NISSAN	33
OPEL	35
PEUGEOT	37
PORSCHE	38
PROTON	39
RENAULT	39
ROGUE JEEP	40
ROLLS ROYCE	40
ROVER	40
SAAB	40
SEAT	40
SMART	41
SSANGYONG	41
SUBARU	41
SUZUKI	42
TATA	42
TOYOTA	42
TVR	45
VOLKSWAGEN	45
VOLVO	48

COMMERCIAL VEHICLES

ISUZU	50
MITSUBISHI	50
NISSAN	50
TOYOTA	50

ATV

ARCTIC CAT	51
BASHAN	51
BIG BOY	51
BOMBARDIER	51
CAGIVA	51
GOMOTO	51
HONDA	51
KAWASAKI	52
KYMCO	52
POLARIS	52
SUZUKI	52
YAMAHA	53

GOLF CART

CLUB CAR	54
----------------	----

MOTOCYCLES

APRILIA	55
BAJAJ	55
BASHAN	55
BIG BOY	55
BMW	56
BUELL	56
CAGIVA	57
DERBI	57
DUCATI	57
GENERAL	57
GOMOTO	57
HARLEY DAVIDSON	57
HONDA	58
HUSQVARNA	60
HYOSUNG	61
ITAL JET	61
JAWA	61
KAWASAKI	61
KAZUMA	63
KTM	63
KYMCO	64
LAVERDA	64
LEM	64
LINHAI	65
MAICO	65
MONTESA	65
MOTO GUZZI	65
MV AGUSTA	65
PGO	65
PUZEY	65
REGAL RAPTOR	65
SUZUKI	66
SYM	68
TM	68
TRIUMPH	68
VUKA	69
YAMAHA	69

SCOOTERS

BIG BOY	73
GOMOTO	73
HONDA	73
JONWAY	73
KYMCO	74
PGO	74
PIAGGIO (VESPA)	74
PUZEY	74
VUKA	74
YAMAHA	74

MARINE INBOARD

BMW	75
CHRYSLER VOLVO	75
MERCUISER	75
NISSAN	75
VOLVO-PENTA	75

MARINE OUTBOARD

BMW	76
BRIGGS & STRATON	76
CHRYSLER	76
EVINRUDE	76
HONDA	76
JOHNSON	76
KONIG	76
MARINER	76
MERCURY	77
NISSAN	77
OPTIMAX	78
SUZUKI	78
TOHATSU	78
VOLVO-PENTA	79
YAMAHA	79

MARINE JET SKI

BOMBARDIER	83
KAWASAKI	83
SEA-DOO	83
YAMAHA	83

GARDEN EQUIPMENT & BRUSH CUTTER

GREEN MACHINE	84
HOMELITE	84
HONDA	84
HUSQVARNA	84
KIORITZ (ECHO)	84
KOMATSU ZENOAH	84
MAKITA	84
MCCULLOCH	85
ROBIN	85
SACH-DOLMAR	85
SOLO	85
STIHL	85
STILETTO	85

CHAINSAW

ALPINA	86
DAYTON	86
DOLMAR	86
ECHO	86
HOMELITE	86
HUSQVARNA	86
JONSEREDS	87

CHAINSAW

KAMATSU ZENOAH	87
KIORITZ (ECHO)	87
OLEOMAC	88
PARTNER	88
PIONEER	88
SACHS-DOLMAR	89
SOLO	89
STIHL	89

LAWN MOWERS

AGRIA	91
AS	91
ESTATE MASTER	91
HONDA	91
IMPALA	91
MORRISON	91
PROFESSIONAL	91
ROBIN	91
SCOTT BONNER	91
SOLO	91
STAG	91
SUZUKI	91
WOLF	92
YAMAHA	92

RIDE ON MOWERS

ARIENS	93
HONDA	93
MIRAGE	93
SACHS-DOLMAR	93

FARM EQUIPMENT

HONDA	94
-------------	----

GENERAL PURPOSE

KUBOTA	95
--------------	----

GENERATOR

HOMELITE	96
HONDA	96
KAWASAKI	96
SUZUKI	96
YAMAHA	96

LAWN MOWER ENGINE

ROBIN	98
SUZUKI	98

LAWN MOWER ENGINE

TECUMSEH	98
----------------	----

MULTI-PURPOSE ENGINE

ASPERA	99
HOMELITE	99
HONDA	99
KAWASAKI	99
KOHLER	99
ROBIN	99
TECUMSEH	99
YAMAHA	99

PUMP

HOMELITE	100
HONDA	100
SUZUKI	100
YAMAHA	100



HELLA MEANS BUSINESS!

HELLA GmbH & Co. KGaA was founded in Germany in 1899. Today HELLA is one of the top forty automotive suppliers in the world, and is listed as one of the 100 largest German industrial companies. HELLA employs more than 32,000 employees at over 100 locations across 35 countries and with more than 6,000 employees working in Research & Development, HELLA is a key innovator and partner to the world's leading Original Equipment manufacturers.

HELLA Automotive South Africa (Pty) Ltd is based in Uitenhage in the Eastern Cape which is considered the automotive epicentre of South Africa. The organisation has access to the complete HELLA product portfolio, joint ventures and partners and is able to offer in excess of 60,000 product items.

We are able to support numerous industry sectors including Automotive, Agriculture Commercial Vehicle, Construction, Emergency Service, Marine, Mining and Municipal, and our national sales team are there to assist our customers by offering sales, marketing, training and technical support.

The advantages of buying from HELLA South Africa are clear, giving our customers access to:

- Brands that are well known and respected;
- Real product expertise, that only an OE manufacturer can offer;
- The latest innovative products and technologies;
- Leading Technical Support and Training;
- Sales and Marketing support to help grow your business;
- Lighting designs across all industry sectors;

More than 60,000 quality parts and tools offering:

- High performance – output and life;
- Easy to install – exact replacements;
- Fit & Forget – fewer returns and warranty issues;
- Longer Life – more durable, reliable parts;
- First to market – straight from OE production sites;
- Life time value – longer lasting, reducing vehicle downtime



HELLA Spark Plugs

What is a Spark Plug?





A spark plug is a device installed at the top of an engine cylinder that generates sparks at the tip of its electrode when a high voltage is applied across its terminal ends, thus igniting the compressed air-fuel mixture in the cylinder. The resulting controlled combustions ensure continuous piston movements that translate to rotational movements of the wheels.

The spark plug plays an important role in achieving optimal performance and reliable functioning of an engine over its entire service life. It has to ensure reliable cold starts, yet preventing misfiring during acceleration. At the same time it must be able to operate continuously for long hours and be exposed to extreme conditions of high temperature, high pressure, vigorous vibration and presence of corrosive chemicals in an engine cylinder. With a greater emphasis on fuel economy and environmental cleanliness today, a spark plug plays an even greater role in ensuring clean and efficient combustion.

Why HELLA Spark Plugs?

With its OE know-how in electronic ignition devices and engine sensors, HELLA designs its spark plugs for durability, reliability and optimal performance. All HELLA Spark Plugs have copper core center electrodes that provide utmost heat dissipation and conductivity to maintain stable operating temperatures. The metal shell of each plug is nickel plated to offer higher resistance against corrosion. The insulator is made of very high density silicon dioxide compound that gives maximum strength against vibration in the engine cylinder and also prevents current leakage during sparking.

HELLA offers four types of spark plugs. HELLA Energy is an OE equivalent plug for spare part replacement, while HELLA Energy Pro lasts longer than typical OE plugs. The performance series HELLA Platinum and Iridium Pro offer ultimate performance and power over a longer service life, ideal for both spare part replacement as well as for car enthusiasts looking to upgrade their car performance.

HELLA Spark Plugs	Standard Series		Performance Series	
	Energy 	Energy Pro 	Platinum 	Iridium Pro 
Technology	Nickel center electrode with copper core	Yttrium center electrode with copper core and U-groove ground electrode	Platinum tip with copper core center electrode	Iridium tip with copper core center electrode and platinum pad on ground electrode
Benefits	<ul style="list-style-type: none"> • Service life of up to 30,000km • Durable 	<ul style="list-style-type: none"> • Service life of up to 40,000km • Durable • Fuel efficient • Smoother combustion 	<ul style="list-style-type: none"> • Long service life of up to 60,000km • Improved durability • Faster response and acceleration • Improved fuel efficiency • Better combustion 	<ul style="list-style-type: none"> • Longest service life of up to 100,000km • Best durability • Superior response and acceleration • Highest fuel efficiency • Superior combustion and power



HELLA Energy Spark Plug

Durable

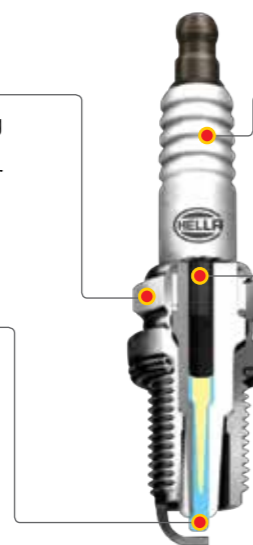
HELLA Energy Spark Plug has a nickel center electrode with copper core that increases the thermal conductivity, offering excellent heat dissipation and ultimately making the spark plugs more durable. Selected part numbers come with resistance center electrode that suppresses interference caused during sparking.

A Nickel-plated: Robust

- Bright **nickel-plated** metal shell offers strong resistance against corrosion
- Rust-resistant properties enable an easier removal of spark plug during replacement

B Copper Core: Durable

- **Nickel** center electrode with **copper core**
- **Copper core** offers excellent heat dissipation that prevents overheating of electrode
- Lasts longer than nickel core standard plugs



C High Density Insulator: Maximum Strength

- **High density silicon dioxide ceramic** for maximum strength and insulation
- Angular-ribbed insulator design to prevent current leakage

D Resistance: Less Interference

- Center electrode with **resistance** for suppressing interference, a benefit for many modern cars equipped with various electronic devices
- * Not applicable for selected Energy Spark Plugs.

Recommended Service Interval:
Approx. 30,000km

Available in 4 pc blister pack
and 10 pc box.



HELLA Energy Pro Spark Plug

Long Life, Better Combustion

HELLA Energy Pro features a nickel alloy ground electrode U-groove design that allows a larger area for the flame kernel, enabling more complete combustion leading to better fuel efficiency. Each plug is incorporated with yttrium-enhanced center electrode that lasts longer than typical OE plugs. HELLA Energy Pro also comes with resistance added center electrode. For many modern cars with on-board electronic systems and electronic fuel injection, such resistance in the spark plugs greatly suppresses the electromagnetic interference caused during sparking.

A Nickel-plated: Robust

- Bright **nickel-plated** metal shell offers strong resistance against corrosion
- Rust-resistant properties enable an easier removal of spark plug during replacement

B Nickel-Yttrium: Longer Life

- **Nickel-Yttrium** center electrode with **copper core**
- **Nickel-Yttrium** alloy with higher melting point than typical nickel based standard plugs in the market, means higher durability against wear and tear
- Alloy also enhances resistance of copper core against corrosion
- **Copper core** offers excellent heat dissipation that prevents overheating of electrode
- Lasts longer than typical nickel or copper-core based standard plugs

C High Density Insulator: Maximum Strength

- **High density silicon dioxide ceramic** for maximum strength and insulation
- Angular-ribbed insulator design to prevent current leakage

D Resistance: Less Interference

- Center electrode with **resistance** for suppressing interference, a benefit for many modern cars equipped with various electronic devices

E U-Groove: Better Combustion

- **U-groove** on the underside of the ground electrode allows a larger area for the flame kernel to form and enables a more complete combustion and better fuel efficiency



Recommended Service Interval:
Approx. 40,000km

Available in 3 or 4 pc blister pack
and 10 pc box.



HELLA Platinum Spark Plug

Better Performance and Longer Life

PERFORMANCE

HELLA Platinum Spark Plug offers a platinum center electrode tip that offers high durability and long service life. It lasts longer than typical OE plugs including yttrium enhanced plugs.

The fine tip reduces ignition voltage requirement and improves ignitability, giving faster response, faster acceleration and improved fuel economy.

A Nickel-plated: Robust

- Bright **nickel-plated** metal shell offers strong resistance against corrosion
- Rust-resistant properties enable an easier removal of spark plug during replacement

B Platinum Tip with Copper Core Center Electrode: High Durability and Longer Service Life

- Laser welded **platinum alloy tip** offers high durability and longer service life
- Fine tip reduces ignition voltage requirement and improves ignitability
- Faster response and faster acceleration
- Improves fuel economy
- Copper core** offers excellent heat dissipation that prevents overheating of electrode



C High Density Insulator: Maximum Strength

- High density silicon dioxide ceramic** for maximum strength and insulation
- Angular-ribbed insulator design to prevent current leakage

D Resistance: Less Interference

- Center electrode with **resistance** for suppressing interference, a benefit for many modern cars equipped with various electronic devices



Recommended Service Interval:
Approx. 60,000km

Available in 4 pc retail pack
and 10 pc box.



HELLA Iridium Pro Spark Plug

Superior Performance and Acceleration
Extreme Long Life

PERFORMANCE

The spark plug center electrode tip and ground electrode are the areas where most of the wear and tear happens. **HELLA Iridium Pro** offers superb durability at both the center electrode tip with an iridium tip and a platinum pad on the ground electrode.

Iridium is 6 times harder, 8 times stronger, and has a melting point 640 degrees higher than platinum. Advancement in precision laser technology has enabled laser welding of iridium material to create a uniformly precision-cut tip. Put that into a harsh engine cylinder environment and this translates into a spark plug that lasts much longer than any other plug types (nickel, yttrium and platinum).

The super fine 0.6mm center electrode tip reduces the voltage requirements and allows a focused, concentrated spark ignition. This in turn improves ignitability, offers faster response, faster acceleration and better fuel economy.

A Nickel-plated: Robust

- Bright **nickel-plated** metal shell offers strong resistance against corrosion
- Rust-resistant properties enable an easier removal of spark plug during replacement

B Iridium Laser Welded Tip with Copper Core Center Electrode: Superior Performance

- Laser welded precision cut **iridium alloy tip** offers high durability and longer service life
- Fine tip of 0.6mm** reduces ignition voltage requirement and significantly improves ignitability
- Superior response and outstanding acceleration
- High fuel efficiency
- Copper core** offers excellent heat dissipation that prevents overheating of electrode

B+E Extreme long service life

- Lasts much longer than typical OE plugs including platinum plugs and yttrium enhanced plugs

C High Density Insulator: Maximum Strength


- High density silicon dioxide ceramic** for maximum strength and insulation
- Angular-ribbed insulator design to prevent current leakage

D Resistance: Less Interference

- Center electrode with **resistance** for suppressing interference, a benefit for many modern cars equipped with various electronic devices

E Platinum Pad on Ground Electrode: Enhanced Durability and Longer Life

- Enhances overall durability of ground electrode



Recommended Service Interval:
Approx. 100,000km

Available in 4 pc retail pack
and 10 pc box.



When do we change spark plugs?

The service life of the spark plug depends on the type of spark plug used, from approximately 30,000km for **HELLA Energy** plug up to 100,000km for **HELLA Iridium Pro**. It is also recommended that you follow the replacement interval listed in your vehicle owner's manual.

Spark plug service life cannot be guaranteed because the performance of the spark plug is dependent on several varying factors. These factors include driving habits, type of fuels leading to varying amount of corrosive substances in the cylinders, differences in the tolerance or accuracy of various components including sensors in each engine system and the overall performance of the engine itself.

A general guideline is to inspect the spark plugs when you send your car for a thorough servicing each year. If you experience frequent engine knocking with a significant drop in fuel economy, it could mean that it is time to replace your spark plug.

Installation Guide:

- As always, check the car manual to see what is the plug type indicated. Typically, the car manufacturer states the engine type and plug type in the manual.
- Allow the car engine to cool down.
- Use the plug specification as recommended by the engine manual.
- Remove and install one plug at a time to avoid connecting the wrong cable to the wrong plug. This is critical as each plug is fired at a specific timing sequence set by the car manufacturer.
- Before removing the existing plug from each cylinder, gently brush off any debris around the plug to prevent dirt from getting into the cylinder during removal of the plug.
- Use a torque wrench to fasten the plug into the cylinder.
- Apply the correct torque value accordingly as indicated in the table below. These torque values should only apply to new plugs without lubricant on the thread. If the thread is already lubricated, the torque value should be reduced by one third.

Spark Plug Type Flat Seat – with gasket Taper Seat – without gasket	Iron Cover		Aluminium Cover	
	Nm	Kgfm	Nm	Kgfm
10mm Flat Seat	10 – 15	1.0 – 1.5	10 – 15	1.0 – 1.5
12mm Flat Seat	15 – 25	1.5 – 2.6	15 – 25	1.5 – 2.6
14mm Flat Seat	20 – 40	2.0 – 4.1	20 – 30	2.0 – 3.1
14mm Taper Seat	10 – 20	1.0 – 2.0	10 – 20	1.0 – 2.0
18mm Flat Seat	35 – 45	3.6 – 4.6	30 – 40	3.1 – 4.1
18mm Taper Seat	20 – 30	2.0 – 3.1	20 – 30	2.0 – 3.1

- Ensure wrench and plug are coaxial.
- Connect the spark plug cable to the terminal at the top of the plug securely and move on to the next plug, repeating the entire process again.



Y	MJ	7	R	C	P	5	-	8	U	D
1	2	3	4	5	6	7		8		

- 1 Center Electrode:**
I - Iridium Tip center electrode with copper core
P - Platinum Tip center electrode with copper core
Y - Yttrium-Nickel center electrode with copper core
C - Nickel center electrode with copper core

- 4 R** - Resistance
C - Copper core

2 Metal Shell:

	Shell Type	Thread Length	Hexagon Size	Flat/Tapered Seat
H	M14 x 1.25	19mm	20.8mm	Flat
M	M14 x 1.25	19mm	16mm	Flat
S	M14 x 1.25	17.5mm	16mm	Tapered
FM	M12 x 1.25	19mm	16mm	Flat
MJ	M14 x 1.25	26.5mm	16mm	Flat
NF	M12 x 1.25	26.5mm	14mm	Flat
C	M10 x 1.00	12.7mm	16mm	Flat
D	M10 x 1.00	19mm	16mm	Flat
DJ	M10 x 1.00	19mm	16mm	Half Thread
F	M12 x 1.25	19mm	17.5mm	Flat
G	M14 x 1.25	12.7mm	20.8mm	Flat
FJ	M12 x 1.25	26.5mm	16mm	Flat
N	M14 x 1.25	9.5mm	19mm	Flat

- 5 P** - Projective nose
N - Non-projective nose
S - Surface gap
Default - Projective

- 6 1** - 1mm nose size
5 - 5mm nose size
4 - 4mm nose size
7 - 7mm nose size
Default - 3mm

- 7 Spark Gap:**
4 - 0.9mm **9** - 0.9mm
5 - 1.0mm **10** - 1.0mm
6 - 1.1mm **11** - 1.1mm
7 - 0.7mm
8 - 0.8mm

- 8 U** - U-groove ground electrode
D - Double ground electrode
P - Platinum pad on ground electrode

3 Heat Range:

HELLA	NGK	Denso	Bosch
4	2	9	10
6	4	14	9
7	5	16	8
8	6	20	7,6
9	7	22	5
10	8	24	4
11	9	27	3
12	10	31	2

* For HELLA range, the higher the index, the cooler the plug



APPLICATION GUIDE PASSENGER & LIGHT COMMERCIAL VEHICLES

MAKE	MODEL	ENGINE CAP.	YEAR	CYL.	ENGINE	GAP	RECOMMENDED	ALTERNATIVE
ALFA ROMEO								
147	3.2 GTA	3200	2004->	6	932A.000	0.8	PM8RC-7	YM8RCP-9U
155	2.0 T-SPARK	2000	1992->1995	4	AR67.202	0.8	YM8RCP-9U	YM8RCP-9U
155	2.5 V6	2500	1996->1998	6	AR67.301	0.8	YH8RCP-8U	
156	2.5 V6 24V	2500	2000->	6	AR32.401	0.8	PM8RC-7	YM8RCP-9U
156	3.2 GTA,SPORTWAGON	3200	2003->	6	932A.000	0.8	PM8RC-7	YM8RCP-9U
164	2.0 T-SPARK	2000	1987->1992	4	AR06.416	0.8	YM8RCS5-9T	YM8RCP-9U
164	3.0 12V V6	3000	1993->1999	6	AR66.301	0.8	PM8RC-7	YM8RCP-9U
164	3.0 QUADRIFOGLIO V6	3000	1993->1998	6	AR16.102	0.8	YM8RCS5-9T	YM8RCP-9U
166	3.0 V6 24V SPORTRONIC	3000	1999->2006	6	AR34.301	0.8	PM8RC-7	YM8RCP-9U
166	3.2 TI PROGRESSION	3200	2004->2007	6	932A.000	0.8	PM8RC-7	YM8RCP-9U
33	1.5 WAGON	1500	1984->1993	4	AR307.34/51	0.8	YH8RCP-8U	
33	1.7 16V SPORT WAGON	1700	1993->1994	4	AR307.46	0.8	YM8RCS5-9T	YM8RCP-9U
ALFASUD	1.3 TI	1300	1980-1984->	4	AR301.68	0.8	CH8P-8S	YH8RCP-8U
ALFASUD	1.5 TI,SPRINT	1500	1978->1982	4	AR301.28	0.8	CH8P-8S	YH8RCP-8U
GT	3.2 V6 24V	3200	2003->2004	6	936A.6000	0.8	PM8RC-7	YM8RCP-9U
GTV	3.0 V6 24 V	3000	1997->2001	6	AR16.102	0.8	PM8RC-7	YM8RCP-9U
GTV	3.2 V6 24V	3200	2004->	6	936A.6000	0.8	PM8RC-7	YM8RCP-9U
PANEL VAN	1.5 LCV	1500	1989->	4		0.8	YH8RCP-8U	
SPIDER	3.0 V6 24V	3000	1998->2004	6	AR16.102	0.8	PM8RC-7	YM8RCP-9U
SPIDER	3.2 JTS	3200	2004->	6	936A.6000	0.8	PM8RC-7	YM8RCP-9U
SPRINT	1.3 L	1300	1990->	4	AR301.68	0.8	CH8P-8S	YH8RCP-8U
ASIA								
ROCSTA	1.8 4X4	1800	1994->1997	4	F8	0.8	YH7RCP-8U	CH7P-8
AUDI								
100	1.9 CARB.	1900	1982->1983	5	WB,WH	0.8	YH8RCP-8U	YH8RCP-8U
100	2.2 GLS 5E F. INJ.	2200	1984->1986	5	WC	0.8	YH8RCP-8U	YH8RCP-8U
200	2.2 GLX 5E F.INJ.	2200	1978->1983	5	WC	0.8	YH8RCP-8U	YH8RCP-8U
400	1.8 CARB.	1800	1987->1991	4	JW	0.8	YH9RCP-8U	YH8RCP-8U
500	2.2 E,SE F.INJ.	2200	1977->1984	5	WC,PR	0.8	YH9RCP-8U	YH8RCP-8U
500	2.2 TURBO	2200	1989->1992	5	AAN	1	YM8RCS5-10T	
500	2.3 E,SE	2300	1991->1995	5	AAR	0.8	YH8RCP-8U	YH8RCP-8U
500	2.3 TURBO	2300	1990->	5	MC	0.8	YH8RCS5-9T	CH8P-8S
500	2.6 AVANT	2600	1994->1995	5	ABC	1	YM8RCS5-10T	
500	2.8 SE,SEL	2800	1994->1996	6	AAH	1	YM8RCS5-10T	
80	1.6 GL,GLS	1600	1976->1981	4	ZF,YP,WY	0.8	YH8RCP-8U	YH8RCP-8U
A3	1.6 I	1600	2002->2003	4	BFQ	1	YM8RCS5-10T	
A3	1.6 I	1600	2008->	4	CCSA	1	YM8RCS5-10T	
A3	1.6 TFSI	1600	2010->	4	CMXA	1	YM8RCS5-10T	
A3	1.8 20V DOHC	1800	1998->2003	4	AGN	1	YM8RCS5-10T	
A3	1.8 I	1800	2000->2003	4	AUM	0.8	PM8RC-7	YM8RCP-9U
A3	1.8 TFSI	1800	2007->	4	BYT	0.8	IM9RC-7P	
A3	1.8 TFSI	1800	2007->2008	4	BZB	0.8	IM9RC-7P	
A3	1.8 TFSI	1800	2008->	4	CDA	0.8	IM9RC-7P	
A3	1.8 TURBO	1800	1998->2003	4	AGU	1	YM8RCS5-10T	
A3	2.0 A3, S3	2000	2008->	4	CDLC	0.8	IM9RC-7P	
A3	2.0 FSI	2000	2004->2005	4	BLY	0.8	YM8RCP-9U	
A3	2.0 FSI	2000	2004->2005	4	BMB	0.8	YM8RCP-9U	
A3	2.0 FSI	2000	2005->2008	4	BVZ	0.8	YM8RCP-9U	
A3	2.0 I	2000	2010->	4	CBFA	0.8	IM9RC-7P	
A3	2.0 T FSI	2000	2005->2008	4	AXX	0.8	IM9RC-7P	
A3	2.0 TFSI	2000	2005->	4	BWA	0.8	IM9RC-7P	
A4	1.6 I	1600	2000->2008	4	ALZ	1	YM8RCS5-10T	



APPLICATION GUIDE PASSENGER & LIGHT COMMERCIAL VEHICLES

MAKE	MODEL	ENGINE CAP.	YEAR	CYL.	ENGINE	GAP	RECOMMENDED	ALTERNATIVE
A4	1.8 E 20V ESTATE,TURBO	1800	1995->2001	4	ADR,AGU,AEB	0.8	YM8RCS5-9T	
A4	1.8 I	1800	1999->2001	4	APT	1	YM8RCS5-10T	
A4	1.8 I	1800	2002->	4	BFB	0.8	PM8RC-7	YM8RCP-9U
A4	1.8 I	1800	2002->2004	4	BEX	0.8	PM8RC-7	YM8RCP-9U
A4	1.8 TFSI	1800	2008->	4	CABB,CDHB	0.8	IM9RC-7P	
A4	1.8 TURBO	1800	1998->2001	4	APU	0.8	PM8RC-7	YM8RCP-9U
A4	1.8 TURBO	1800	2000->2002	4	AVJ	0.8	PM8RC-7	YM8RCP-9U
A4	1.8 TURBO	1800	2001->2004	4	AQC	0.8	PM8RC-7	YM8RCP-9U
A4	1.8 TURBO	1800	2005->	4	BFB	0.8	PM8RC-7	YM8RCP-9U
A4	2.0 EXEC	2000	2001->2005	4	ALT	1	YM7RCS5-10T	
A4	2.0 EXEC	2000	2005->	4	ALT	1	YM7RCS5-10T	
A4	2.0 T FSI	2000	2005->2008	4	BUL,BWE,BGB	0.8	IM9RC-7P	
A4	2.0 TFSI	2000	2004->2005	4	BGB	0.8	PM8RC-7	YM8RCP-9U
A4	2.0 TFSI	2000	2008->	4	CDNB	0.8	IM9RC-7P	
A4	2.0 TFSI	2000	2009->	4	CDNC	0.8	IM9RC-7P	
A4	2.4 I	2400	2001->2004	6	APS	0.8	YM8RCS5-9D	
A4	2.4 V6 AVANT	2400	1998->2001	6	AGA,AMM,BDV	0.8	YM8RCS5-9D	
A4	2.6 AVANT	2600	1996->1998	6	ABC	1	YM8RCS5-10T	
A4	2.8 V6 30V AVANT	2800	1997->2001	6	ACK	0.8	YM8RCS5-9D	
A4	2.8 SPORT,AVANT,QUAT-TRO,TIPTRONIC	2800	1995->2001	6	AAH	1	YM8RCS5-10T	
A4	3.0 QUATTRO	3000	2001->	6	ASN	0.8	YM8RCS5-9D	
A4	3.0 V6	3000	2001->2004	6	BBJ	0.8	YM8RCS5-9D	
A4	3.2 FSI	3200	2007->	6	CALA	1.1	PM8RC-11	
A4	4.2 FSI	4200	2003->	8	BBK	0.8	IM8RC-8P	
A4	4.2 FSI	4200	2006->2008	8	BHF	0.8	IM8RC-8P	
A5	1.8 TURBO	1800	2009->	4	CDHB	0.8	IM9RC-7P	
A5	2.0 TFSI	2000	2009->	4	CAEA/CDNC/CAEB	0.8	IM9RC-7P	
A5	2.0 TURBO	2000	2008->	4	CDNC,CAEB	0.8	IM9RC-7P	
A5	3.0 TFSI S5	3000	2012->	6	CAKA	1.1	PM8RC-11	
A5	3.0 TFSI S5	3000	2012->	6	CCBA	1.1	PM8RC-11	
A5	3.2 FSI	3200	2007->	6	CALA	1.1	PM8RC-11	
A5	4.2 FSI	3200	2010->	8	CFSA	0.8	IM9RC-7P	
A6	2.0 TFSI	2000	2005->	4	BPJ	0.8	IM9RC-7P	
A6	2.0 TFSI	2000	2011->	4	CAEB	0.8	IM9RC-7P	
A6	2.0 TFSI	2000	2011->	4	CDNB	0.8	IM9RC-7P	
A6	2.4 V6	2400	1999->2001	6	APS	0.8	YM8RCS5-9D	
A6	2.4 V6	2400	2001->2005	6	BDV	0.8	YM8RCS5-9D	
A6	2.4 V6	2400	2004->	6	BDW	1.1	PM8RC-11	
A6	2.4 V6	2400	2005->	6	BDW	1.1	PM8RC-11	
A6	2.4 V6 TIP, MULTI-TRONIC	2400	1997->1999	6	AGA	0.8	YM8RCS5-9D	
A6	2.6 V6 AVANT	2600	1994->1996	6	ABC	1	YM8RCS5-10T	
A6	2.7 BI-TURBO	2700	2000->2002	6	ARE	0.8	PM8RC-7	YM8RCP-9U
A6	2.7 T QUATTRO,BI TURBO	2700	1999->2000	6	AJK,AZA	0.8	PM8RC-7	YM8RCP-9U
A6	2.8 EXEC	2800	1995->1998	6	AAH	1	YM8RCS5-10T	
A6	2.8 FSI	2800	2006->	6	BDX	1.1	PM8RC-11	
A6	2.8 FSI	2800	2008->	6	CCEA	1.1	PM8RC-11	
A6	2.8 V6 30V	2800	1995->1998	6	ACK	0.8	YM8RCS5-9D	
A6	3.0 QUATTRO	3000	2001->2006	6	BBJ	0.8	YM8RCS5-9D	
A6	3.0 QUATTRO,TIP, MULTI-TRONIC	3000	2001->2005	6	ASN	0.8	YM8RCS5-9D	
A6	3.2 V6	3200	2008->	6	BKH	1.1	PM8RC-11	
A6	3.2 V6	3200	2009->	6	CALA	1.1	PM8RC-11	
A6	4.2 FSI	4200	1999->2001	8	ARS	0.8	IM8RC-8P	
A6	4.2 FSI	4200	200->2005	8	ASG	0.8	IM8RC-8P	
A6	4.2 FSI	4200	2000->2005	8	ANK	0.8	IM8RC-8P	



APPLICATION GUIDE PASSENGER & LIGHT COMMERCIAL VEHICLES

MAKE	MODEL	ENGINE CAP.	YEAR	CYL.	ENGINE	GAP	RECOMMENDED	ALTERNATIVE
A6	4.2 FSI	4200	2004->2006	8	BAT	0.8	IM8RC-8P	
A6	4.2 QUATTRO	4200	2003->2005	8	BAS	0.8	IM8RC-8P	
A8	2.8 V6	2800	2007->	6	BDX	1.1	PM8RC-11	
A8	3.0 V6	3000	2004->	6	ASN/BBJ	0.8	YM8RCS5-9D	
A8	4.2 FSI	4200	2000->2002	8	AUW	0.8	IM8RC-8P	
A8	4.2 FSI	4200	1998->2001	8	AQF	0.8	IM8RC-8P	
CABRIO	2.6 EXEC	2600	1994->2000	6	ABC	1	YM8RCS5-10T	
CABRIO	2.8 E COUPE	2800	1992->2000	6	AAH	1	YM8RCS5-10T	
Q3	2.0 TFSI	2000	2011->	4	CCZC	0.8	IM9RC-7P	
Q3	2.0 TFSI	2000	2011->	4	CPSA	0.8	IM9RC-7P	
Q5	2.0 TFSI	2000	2008->	4	CDNC	0.8	IM9RC-7P	
Q5	2.0 TURBO	2000	2009->	4	CDNB	0.8	IM9RC-7P	
Q5	2.0 TURBO	2000	2010->	4	CAEB	0.8	IM9RC-7P	
Q5	3.2 FSI	3200	2008->	6	CALB	1.1	PM8RC-11	
QUATTRO	2.2 20V S4 TURBO	2200	2001->	5	AAN	0.8	YM9RCP-8U	
R 8	5.2 FSI	5200	2010->	10	BUJ	0.8	IM9RC-7P	
R 8	5.2 GT	5200	2010->	10	CMPA	0.8	IM9RC-7P	
RS5	4.2 FSI	4200	2010->	8	CFSA	0.8	IM9RC-7P	
S3	1.8 TURBO	1800	1999->2001	4	AMK,AUL	0.8	PM8RC-7	YM8RCP-9U
S3	1.8 TURBO	1800	1999->2001	4	APY	0.8	PM8RC-7	YM8RCP-9U
S3	1.8 TURBO	1800	2002->2004	4	BAM	0.8	PM8RC-7	YM8RCP-9U
S3	2.0 FSI	2000	2008->	4	CDLA	0.8	IM9RC-7P	
S3	2.0 TURBO	2000	2007->2007	4	BZC	0.8	IM9RC-7P	
S3	2.0 TURBO	2000	2008->	4	CDLC	0.8	IM9RC-7P	
S4	2.2 T 20V	2200	1992->1995	5	AAN	0.8	YM9RCP-8U	
S4	2.7 BI TURBO	2700	2003->	6	AGB,APB,AJK	0.8	PM8RC-7	YM8RCP-9U
S4	4.2 AVANT ,QUATTRO	4200	2004->	8	BBK	0.8	IM8RC-8P	
S4	4.2 FI	4200	2009->	6	BHF	0.8	YM8RCP-9U	
S5	3.0 FSI	3000	2009->	6	CCBA	1.1	PM8RC-11	
S6	4.2 QUATTRO	4200	2001->2004	8	ACJ	0.8	IM8RC-8P	
S8	4.2 FSI	4200	2001->2002	8	AVP,PAYS	0.8	IM8RC-8P	
SUPER 90	1.8 L	1800	1966->1972	4	ZD	0.8	CH10N-8	
TT	1.8 T QUAT- TRO,COUPE,ROADSTER	1800	2001->	4	APX	0.8	PM8RC-7	YM8RCP-9U
TT	1.8 TURBO	1800	2000->2005	4	BAM	0.8	PM8RC-7	YM8RCP-9U
TT	1.8 TURBO	1800	2000->2006	4	AJQ,APP,ARY	0.8	PM8RC-7	YM8RCP-9U
TT	2.0 FSI	2000	2006->	4	BWA	0.8	IM9RC-7P	
TT	2.0 FSI	2000	2008->2010	4	CDLA	0.8	IM9RC-7P	
TT	2.0 FSI	2000	2008->2010	4	CDLB	0.8	IM9RC-7P	
TT	2.0 FSI	2000	2010->	4	CETA	0.8	IM9RC-7P	
TT	2.0 TFSI	2000	2010->	4	CCZA	0.8	IM9RC-7P	
TT	2.0 TFSI	2000	2010->	4	CDMA	0.8	IM9RC-7P	
TT	2.0 TFSI	2000	2010->	4	CESA	0.8	IM9RC-7P	
AUSTIN								
MARINA	1.3 CARB	1300	1980->	4		0.8	CH8P-8S	YH8RCP-8U
MARINA	1.8 LS	1800	1980->	4		0.8	CH8P-8S	YH8RCP-8U
BENTLEY								
ARNAGE	4.4 V8	4400	2001->	8	M62B44	0.8	IM8RC-8P	
CONTINENTAL	6.0 FLYING SPUR	6000	2006->	12	W12	0.8	PM8RC-7	YM8RCP-9U
CONTINENTAL	6.0 GT	6000	2006->	12		0.8	PM8RC-7	YM8RCP-9U



APPLICATION GUIDE PASSENGER & LIGHT COMMERCIAL VEHICLES

MAKE	MODEL	ENGINE CAP.	YEAR	CYL.	ENGINE	GAP	RECOMMENDED	ALTERNATIVE
BMW								
1 SERIES	118 I E81	2000	2007->	4	N46 B20	1.1	IM8RCS5-11P	
1 SERIES	118 I E87	2000	2005->	4	N46 B20	1.1	IM8RCS5-11P	
1 SERIES	120 I E87	2000	2004->	4	N46 B20	1.1	IM8RCS5-11P	
1 SERIES	130 I E87	3000	2005->	6	N52 B30	1.1	IMJ8RC4-10P	
1 SERIES	130 I E81	3000	2006->	6	N52 B30	1.1	IMJ8RC4-10P	
3 SERIES	316 I E30	1800	1987->1988	4	M10 B18	0.8	YH7RCP-8U	CH7P-8
3 SERIES	316 I E36	1800	1989->1993	4	M40 B16	0.8	YM8RCS5-9D	
3 SERIES	316 I E36/5	1600	1996->2000	4	M43 B16	0.8	YM8RCS5-9D	
3 SERIES	316 TI E46/5	1800	2003->2004	4	N46 B18	1.1	IM8RCS5-11P	
3 SERIES	318 I E91 TOURING	2000	2006->	4	N46 B20	1.1	IM8RCS5-11P	
3 SERIES	318 I E30 TOURING	1800	1987->1994	4	M40 B18	0.8	YM8RCS5-9D	
3 SERIES	318 I E46 TOURING	1900	1999->	4	M43 B19	0.8	IM8RC-8P	
3 SERIES	318 I,S E36	1800	1993->1999	4	M42 B18	0.8	YM8RCS5-9D	
3 SERIES	318 TI E36	1900	1996-1999->	4	M44 B19	0.8	YM8RCS5-9D	
3 SERIES	318 TI E46/5 COMPACT	2000	2001->	4	M42 B20	0.8	IM8RC-8P	
3 SERIES	320 CI E46	2200	2000->2005	6	M54 B22	0.8	IM8RC-8P	
3 SERIES	320 I E36	2000	1992->1996	6	M50 B20	0.8	YM8RCS5-9D	
3 SERIES	320 I E90	2000	2005->	4	N46 B20	1.1	IM8RCS5-11P	
3 SERIES	320 I E91 TOURING	2000	2005->	4	N46 B20	1.1	IM8RCS5-11P	
3 SERIES	320 I CI E46	2000	1999->2000	6	M52 B20	0.8	IM8RC-8P	
3 SERIES	320 I E30 TOURING	2000	1982->1992	6	M20 B20	0.8	YH7RCP-8U	CH7P-8
3 SERIES	320 I E93	2000	2007->	4	N46 B20	1.1	IM8RCS5-11P	
3 SERIES	323 CI E46	2500	1999->	6	M52 B25	0.8	IM8RC-8P	
3 SERIES	323 I E36	2500	1995->1999	6	M52 B25	0.8	YM8RCS5-9D	
3 SERIES	323 I E46	2500	1999->	6	M52 B25	0.8	IM8RC-8P	
3 SERIES	325 CI E43/2	2500	2001->	6	M54 B25	0.8	IM8RC-8P	
3 SERIES	325 I E92	2500	2006->	6	N52 B25	1.1	IMJ8RC4-10P	
3 SERIES	325 I E36 CONV	2500	1992->1995	6	M50 B25	0.8	YM8RCS5-9D	
3 SERIES	325 I E46/3 TOURING	2500	2001->	6	M54 B25	0.8	IM8RC-8P	
3 SERIES	325 I E90	2500	2005->	6	N52 B25	1.1	IMJ8RC4-10P	
3 SERIES	325 I E93	2500	2007->	6	N52 B25	1.1	IMJ8RC4-10P	
3 SERIES	325 I,S E30	2500	1986 ->1988	6	M20 B25	0.8	YH8RCP-8U	CH8P-8S
3 SERIES	325 TI E46/5 COMPACT	2500	2001->2004	6	M54 B25	0.8	IM8RC-8P	
3 SERIES	328 I CI E46	2800	1999->	6	B52 B28	0.8	IM8RC-8P	
3 SERIES	328 I E36	2800	1995->1999	6	M52 B28	0.8	YM8RCS5-9D	
3 SERIES	328 I E46	2800	1996->1999	6	M52 B28	0.8	YM8RCS5-9D	
3 SERIES	330 CI E46/2 CONV	3000	2001->	6	M54 B30	0.8	IM8RC-8P	
3 SERIES	330 I E90	3000	2005->	6	N52 B30	1.1	IMJ8RC4-10P	
3 SERIES	330 I E93	3000	2007->	6	N52 B30	1.1	IMJ8RC4-10P	
3 SERIES	333 I E30	3300	1985->1987	6	M30 B33	0.8	YH8RCP-8U	CH8P-8S
5 SERIES	1.8 E12	1800	1975->1984	4	M10 B18	0.8	YH8RCP-8U	CH8P-8S
5 SERIES	518 E12	2000	1979->1982	4	M10 B20	0.8	YH8RCP-8U	CH8P-8S
5 SERIES	518 I E28	2000	1982->1985	4	M10 B18	0.8	YH8RCP-8U	CH8P-8S
5 SERIES	520 E12	2000	1982->1985	6	M60 B20	0.8	YH7RCP-8U	CH7P-8
5 SERIES	520 I E34	2000	1982->1990	6	M20 B20	0.8	YH8RCP-8U	CH8P-8S
5 SERIES	520 I E34	2000	1990->1994	6	M50 B20	0.8	YM8RCS5-9D	
5 SERIES	523 I E39	2500	1996->	6	M52 B25	0.8	YM8RCS5-9D	
5 SERIES	523 I E39	2500	1998->2000	6	M52 B25	0.8	IM8RC-8P	
5 SERIES	523 I E60	2500	2004->2006	6	N52 B25	1.1	IMJ8RC4-10P	
5 SERIES	523 I E61	2500	2005->	6	N52 B25	1.1	IMJ8RC4-10P	
5 SERIES	525 E E28	2700	1986->1989	6	M20 B27	0.8	YH7RCP-8U	CH7P-8
5 SERIES	525 I E34	2500	1989->1990	6	M20 B25	0.8	YH8RCP-8U	CH8P-8S
5 SERIES	525 I E34	2500	1990->1996	6	M50 B25	0.8	YM8RCS5-9D	
5 SERIES	525 I E39	2500	2001->	6	M54 B25	0.8	IM8RC-8P	



APPLICATION GUIDE PASSENGER & LIGHT COMMERCIAL VEHICLES

MAKE	MODEL	ENGINE CAP.	YEAR	CYL.	ENGINE	GAP	RECOMMENDED	ALTERNATIVE
5 SERIES	525 I E60	2500	2003->	6	M54 B25	0.8	IM8RC-8P	
5 SERIES	528 I E28	2800	1978->1989	6	M30 B28	0.8	YH7RCP-8U	CH7P-8
5 SERIES	528 I E39	2800	1996->2000	6	M52 B28	0.8	YM8RCS5-9D	
5 SERIES	530 I E12	3000	1977->1980	6	M30 B30	0.8	YH7RCP-8U	CH7P-8
5 SERIES	530 I E34	3000	1993->1996	8	M60 B30	0.8	YM8RCS5-9D	
5 SERIES	530 I E39/2	3000	2001->	6	M54 B30	0.8	IM8RC-8P	
5 SERIES	530 I E60 TOURING	3000	2003->2004	6	M54 B30	0.8	IM8RC-8P	
5 SERIES	535 I E34	3500	1985->1994	6	M30 B35	0.8	YH7RCP-8U	CH7P-8
5 SERIES	540 I E34	4000	1993->1996	8	M60 B40	0.8	YM8RCS5-9D	
5 SERIES	540 I E39 TOURING	4400	1998->	8	M62 B44	0.8	IM8RC-8P	
5 SERIES	545 I E60	4400	2004->	8	N62 B44	0.8	IM8RC-8P	
5 SERIES	550 I E60	4800	2005->	8	N62 B48	1.1	IM8RCS5-11P	
6 SERIES	635 CSI E24	3400	1982->1988	6	M30 B34	0.8	YH7RCP-8U	CH7P-8
6 SERIES	645 CI E63	4400	2004->2005	8	N62 B44	0.8	IM8RC-8P	
6 SERIES	650 CI E64	4800	2005->	8	N62 B48	1.1	IM8RCS5-11P	
7 SERIES	728,728I E23	2800	1978->1987	6	M30 B28	0.8	YH7RCP-8U	CH7P-8
7 SERIES	730 E23	3000	1978->1980	6	M30 B30	0.8	YH7RCP-8U	CH7P-8
7 SERIES	730 I E32	3000	1987->1992	6	M30 B30	0.8	YH7RCP-8U	CH7P-8
7 SERIES	730 I E38	3000	1993->1994	8	M60 B30	0.8	YM8RCS5-9D	
7 SERIES	733 I E23	3300	1980->1984	6	M30 B33	0.8	YH7RCP-8U	CH7P-8
7 SERIES	735 I E32	3400	1986->1992	6	M30 B35	0.8	YH7RCP-8U	CH7P-8
7 SERIES	735 I E38	3500	1998->	8	M62 B35	0.8	IM8RC-8P	
7 SERIES	735 I E65	3600	2002->2005	8	N62 B36	0.8	IM8RC-8P	
7 SERIES	740 I E32	4000	1993->1996	8	M60 B40	0.8	YM8RCS5-9D	
7 SERIES	740 I E38	4400	1997->2002	8	M62 B44	0.8	YM8RCS5-9D	
7 SERIES	740 I E65	4000	2005->	8	N62 B40	1.1	IM8RCS5-11P	
7 SERIES	745 LI E65	4400	2002->2005	8	N62 B44	0.8	IM8RC-8P	
7 SERIES	750 I E32	5000	1988->1994	12	M70 B50	1.1	YM7RCP5-11U	
7 SERIES	750 I E38	5400	1999->	12	M73 B54	0.8	IM8RC-8P	
7 SERIES	750 I E65	4800	2007->	8	N62 B48	1.1	IM8RCS5-11P	
7 SERIES	760 I E65	6000	2004->2007	12	N73 B60	0.8	IM8RC-8P	
8 SERIES	850 I E31	5000	1992->1994	12	M70 B50	1.1	YM7RCP5-11U	
M SERIES	M5 E28	3500	1981->1985	6	M90 B35	0.8	YH7RCP-8U	CH7P-8
M SERIES	M5 E39	5000	1998->2003	8	S62 B50	0.8	IM8RC-8P	
X SERIES	X1 18I E84	2000	2009->	4	N46 B20	1.1	IM8RCS5-11P	
X SERIES	X3 20I E83	2000	2005->	4	N46 B20	1.1	IM8RCS5-11P	
X SERIES	X3 25I E83	2500	2004->	6	M54 B25	0.8	IM8RC-8P	
X SERIES	X3 25I E83	2500	2005->	6	M54 B25	0.8	IM8RC-8P	
X SERIES	X3 25SI E83	2500	2006->	6	N52 B25	1.1	IMJ8RC4-10P	
X SERIES	X3 30I E83	3000	2004->	6	M54 B30	0.8	IM8RC-8P	
X SERIES	X3 30SI E83	3000	2006->	6	N52 B30	1.1	IMJ8RC4-10P	
X SERIES	X3 30I E83	3000	2004->	6	M54 B30	0.8	IM8RC-8P	
X SERIES	X3 30I E70	3000	2007->	6	N52 B30	1.1	IMJ8RC4-10P	
X SERIES	X5 48I E70	4800	2007->	8	N62 B48	1.1	IM8RCS5-11P	
X SERIES	X5 30I E70	3000	2007->	6	N52 B30	1.1	IMJ8RC4-10P	
X SERIES	X5 30I E53	3000	1999->2006	6	M54 B30	0.8	IM8RC-8P	
X SERIES	X5 30I E53	3000	2001->	6	M54 B30	0.8	IM8RC-8P	
X SERIES	X5 44I E53	4400	2001->2004	8	M62 B44	0.8	IM8RC-8P	
X SERIES	X5 46IS E53	4600	2003->2004	8	M62 B46	0.8	IM8RC-8P	
X SERIES	X5 48IS E53	4800	2004->2007	8	N62 B48	1.1	IM8RCS5-11P	
X SERIES	X5 44I E53	4400	2003->2006	8	N62 B44	0.8	IM8RC-8P	
X SERIES	X5 48I E53	4800	2003->2006	8	N62 B48	1.1	IM8RCS5-11P	
X SERIES	X6 30I E71	3000	2008->	6	N54 B30	1.1	IM8RCS5-11P	
Z SERIES	Z3 E36	3000	2000->2003	6	M54 B30	0.8	IM8RC-8P	
Z SERIES	Z3 E36 ROADSTER	2800	1997->2000	6	M52 B28	0.8	YM8RCS5-9D	
Z SERIES	Z4 E85	2000	2005->	4	N46 B20	1.1	IM8RCS5-11P	



APPLICATION GUIDE PASSENGER & LIGHT COMMERCIAL VEHICLES

MAKE	MODEL	ENGINE CAP.	YEAR	CYL.	ENGINE	GAP	RECOMMENDED	ALTERNATIVE
Z SERIES	Z4 E85	2500	2003->	6	M54 B25	0.8	IM8RC-8P	
Z SERIES	Z4 E85	2500	2007->	6	N52 B25	1.1	IMJ8RC4-10P	
Z SERIES	Z4 E85	3000	2003->	6	M54 B30	0.8	IM8RC-8P	
Z SERIES	Z4 E86	3000	2005->2007	6	N52 B30	1.1	IMJ8RC4-10P	
Z SERIES	Z8 E52	5000	2004->	8	S62 B50	0.8	IM8RC-8P	
CAM								
INYATHI	2.2 I	2200	2006->	4	SF491QE	0.8	YH8RCP-8U	CH8P-8S
LEO	2.2 L	2200	2006->	4	SF491QE	0.8	YH8RCP-8U	CH8P-8S
LEOPARD	2.2 L	2200	2006->	4	SF491QE	0.8	YH8RCP-8U	CH8P-8S
RHINO	2.2 L	2200	2006->	4	SF491QE	0.8	YH8RCP-8U	CH8P-8S
CHANA								
CHANA	1.0 L	1000	2006->	4	JL465Q5	0.8	YH8RCP-8U	CH8P-8S
CHANA	1.3 S	1300	2006->	4	JL474Q	0.8	YM8RCP-9U	YM8RCP-9U
MAXI-STAR	1.3 H	1300	2007->	4		0.8	YM9RCP-8U	BCP7ES
RAINBOW	1.0 I	1000	2007->	4		0.8	YH8RCP-8U	CH8P-8S
RAINBOW	1.3 I	1300	2007->	4		0.8	YM9RCP-8U	
STAR	1.0 L	1000	2006->	4		0.8	YH8RCP-8U	CH8P-8S
STAR	1.3 H	1300	2006->	4		0.8	YM9RCP-8U	
CHANGAN								
STAR	1.0 I	1000	2000->	4	JL472Q	0.8	CM7RP-8	
STAR	1.3 I	1300	2004->	4	JL474Q	0.8	YM8RCP-9U	
CHERRY								
J5	2.0 I	2000	2008->	4		0.8	YM8RCS5-9T	YM8RCP-9U
QQ3	0.8 I	800	2008->	3	SQR372	1.1	CM7RP-11	
QQ3	1.1 I	1100	2008->	4		1.1	CM7RP-11	
TIGGO	2.0 I	2000	2008->	4		0.8	YM8RCS5-9T	YM8RCP-9U
CHEVROLET								
ASCONA	1.3 S	1300	1978->1981	4		0.8	YH8RCP-8U	CH8P-8S
AVEO	1.2 I	1200	2008->	4	LMU	0.8	YFM10RCP-9U	
AVEO	1.4 16V	1400	2005->2008	4	DOHC	1.1	YM8RCP-11U	
AVEO	1.4 MFI	1400	2008->	4	DOHC	1.1	YM8RCP-11U	
AVEO	1.5 I	1500	2003->	4		1.1	YH8RCP-11U	
AVEO	1.6 I	1600	2006->2008	4	F16D	1.1	YM8RCP-11U	
AVEO	1.6 I	1600	2010->	4	L4	1.1		YM8RCP5-11U
AVEO	1.6 LT	1600	2009->	4	L4 EFI	1.1	YM8RCP5-11U	
C10	4.1 LCV	4100	1974->1980	6		0.8	YH7RCP-8U	CH7P-8
C20	4.1 LCV	4100	1974->1980	6		0.8	YH7RCP-8U	CH7P-8
CAPTIVA	2.4 I	2400	2006->	4	Z24SED	0.8	YM7RCS5-9D	
CHEVAIR	1.6 L	1600	1980->1982	4		0.6	CG8P-7	
CHEVAIR	2.0 DL	2000	1976->1980	4		0.8	YH7RCP-8U	CH7P-8
CHEVAIR	2.3 GLSR	2300	1976->1981	4		0.8	YH7RCP-8U	CH7P-8
COMMODORE	3.8 S/WAGON	3800	1978->1982	6		0.8	YH7RCP-8U	CH7P-8
COMMODORE	4.1 GL	4100	1978->1982	6		0.8	YH7RCP-8U	CH7P-8
CROSSFIRE	3.2 V6 EFI	3200	2006->	6		1.1	PM7RC-11	CM7RP-11
CRUZE	1.4 I	1400	2009->	4	F14D4	1.1	YM8RCP5-11U	
CRUZE	1.6 I	1600	2009->	4	F16D4	1.1	YM8RCP5-11U	
CRUZE	1.6 I	1600	2009->	4	F16D4	1.1	YM8RCP5-11U	
CRUZE	1.8 I	1800	2009->	4	F18D4	1.1	YM8RCP5-11U	



APPLICATION GUIDE PASSENGER & LIGHT COMMERCIAL VEHICLES

MAKE	MODEL	ENGINE CAP.	YEAR	CYL.	ENGINE	GAP	RECOMMENDED	ALTERNATIVE
LUMINA	2.2 I	2200	2004->	4		1.1	IM8RC5-11P	YMZ8RCP-11U
LUMINA	3.7 LI	3700	2005->	6	LEO	1.3	YS8RCP-13U	
LUMINA	3.8 FI	3800	2003->	8		0.8	YS8RCP-8U	
LUV	1.6 LCV	1600		4		0.8	YH8RCP-8U	CH8P-8S
NOMAD	2.5 LCV	2500	1976->1980	4		0.8	YH7RCP-8U	CH7P-8
OPTRA	1.6 LS	1600	2004->	4	F16D	1.1	YM8RCP-11U	
OPTRA	1.8 LT	1800	2004->	4	T18SED	0.8	YM7RCS5-9D	
REKORD	2.0 GL	2000	1980->1982	4		0.6	CG8P-7	
REKORD	2.3 GL,L	2300	1978->1981	4		0.8	YH7RCP-8U	CH7P-8
SENATOR	4.1 LT	4100	1979->1982	6		0.8	YH7RCP-8U	CH7P-8
SONIC	1.4 I	1400	2012->	4	14XER	1.1	YM7RCP5-11U	
SONIC	1.6 I	1600	2012->	4	F16D4	1.1	YM7RCP5-11U	
SPARK	1.0 L	1000	2005->	4	B10S	1.1	YH7RCP-11U	
SPARK	1.2 L	1200	2011->	4		0.8	YFM10RCP-9U	
UTILITY	1.3 I	1300	1997->2000	4	13NE	0.8	YH8RCP-8U	
UTILITY	1.4 I	1400	2000->2004	4	14NE	0.8	YH8RCP-8U	
UTILITY	1.4 I	1400	2005->2006	4	Z14XE	0.8	YM7RCS5-9D	
UTILITY	1.6 I	1600	1997->2004	4	16NE	0.8	YM8RCP-9U	
UTILITY	1.8 I	1800	2006->	4	Z18SE	0.8	YH7RCP-8U	
VIVANT	1.6 DOHC	1600	2003->	4		1.1	YM8RCP-11U	
VIVANT	2.0 LS DOHC	2000	2003->	4		0.8	YM8RCS5-9D	
CHRYSLER								
CHEROKEE	4.7 I V8	4700	2001->	8		1.1	CM7RP-11	
CROSSFIRE	3.2 SRT6 SUPERCHARGED	3200	2006->	6		1.1	CM7RP-11	
GRAND JEEP CHEROKEE	3.7 I V6	3700	2006->	6	KFI	1.1		YM8RCP5-11U
GRAND JEEP CHEROKEE	3.7 V6 LAREDO	3700	2009->	6	KFI	1.1		YM8RCP5-11U
GRAND JEEP CHEROKEE	4.7 I	4700	1999->	8		1.1	CM7RP-11	
GRAND JEEP CHEROKEE	4.7 I V8	4700	2000->2004	8	N FI SOHC	1.1		YM8RCP5-11U
GRAND JEEP CHEROKEE	4.7 V8 LAREDO	4700	2006->	8	N FI	1.1		YM8RCP5-11U
GRAND JEEP CHEROKEE	5.2 I	5200	2001->	8		1.1	YM7RCP5-11U	
GRAND JEEP CHEROKEE	5.9 I	5900	2001->	8		1.1	YM7RCP5-11U	
GRAND VOYAGER	3.3 I	3300	2001->	6	EGA	0.8	YH7RCP-8U	
JEEP	3.7 CHEROKEE	3700	2001->	6		1.1		YM8RCP5-11U
JEEP	3.7 COMMANDER	3700	2006->	6	V6 KFI	1.1		YM8RCP5-11U
JEEP	4.0 CHEROKEE,WRANGLER	4000	1996->	6	L6	1.1	YM7RCP5-11U	
JEEP	4.7 V8 LTD COMMANDER	4700	2006->	8	NFI	1.1		YM8RCP5-11U
JEEP	5.2 V8 CHEROKEE,GRAND CHEROKEE	5200	1996->	8		0.8	YM8RCS5-9T	YM8RCP-9U
NEON	1.6 SE	1600	2001->	4		1.1	YM7RCP5-11U	
NEON	2.0 LE,SE 16V	2000	1996->1998	4	ECB	0.8	YM8RCP-9U	
NEON	2.0 LX , RT	2000	2000->	4	ECC/ECO	0.8	YM8RCP-9U	
PATRIOT	2.4 LIMITED	2400	2007->	4		1.1	YM7RCP5-11U	
SEBRING	2.4 I	2400	2001->	4	4G64	1.1	CM7RP-11	
VALIANT	3.7 ALL MODELS	3700	1972->1978	6		0.8	YH7RCP-8U	CH7P-8
VOYAGER 1	2.5 SE	2500	1988->	6	EDM	0.8	YH8RCP-8U	CH8P-8S
VOYAGER 1	3.0 I	3000	1988->	6	EFA	1.1	YH7RCP-11U	
VOYAGER 2	2.0 I	2000	1997->2001	4	ECB	0.8	YM8RCP-9U	



APPLICATION GUIDE PASSENGER & LIGHT COMMERCIAL VEHICLES

MAKE	MODEL	ENGINE CAP.	YEAR	CYL.	ENGINE	GAP	RECOMMENDED	ALTERNATIVE
VOYAGER 2	2.5 I	2500	1992->	6	EDM	0.8	YH8RCP-8U	CH8P-8S
VOYAGER 2	3.3 I	3300	1994->	6	EGA	0.8	YH7RCP-8U	
VOYAGER 3	2.4 SE	2400	2000->	4	EDZ	1.1	CM7RP-11	
VOYAGER 3	3.3 SE	3300	1997->	6	EGA	0.8	YH7RCP-8U	
CITROEN								
BERLINGO	1.4 I	1400	2002->	4	TU3JP	0.8	YM8RCP-9U	
BERLINGO	1.4 MULTISPACE	1400	2004->	4	TU3JP	0.8	YM8RCS5-9D	
BERLINGO	1.6 I 16V	1600	2001->	4	TU5JP4	0.9	YMJ8RCP-11U	
C1	1.0 FURIO,IPLAY	1000	2006->	3	384F	1.1	YMJ8RCP-11U	
C2	1.4 VTUR	1400	2004->	4	TU3JP-KFV	0.8	YM8RCP-9U	
C2	1.6 VTS 16V	1600	2005->	4	TU5JP4 NFU	0.9	YMJ8RCP-11U	
C3	1.4 VTI	1400	2002->	4	TU3JP-KFX,KFV	0.8	YM8RCP-9U	
C3	1.4 VTI	1400	2003->	4	ET3J4-KFU	0.8	YNF9RCP-9U	
C3	1.6 16V	1600	2002->	4	TU5JP4 NFU	0.9	YMJ8RCP-11U	
C3	1.6 VTI	1600	2002->	4	TU5JP	0.9	YMJ8RCP-11U	
C4	1.6 16V	1600	2005->	4	TU5JP4 NFU	0.9	YMJ8RCP-11U	
C4	2.0 16V	2000	2005->	4	EW10A	0.9	YMJ7RCP-9U	
C5	2.0 16V	2000	2001->	4	EW10J4 RFN	0.9	YMJ7RCP-9U	
C5	3.0 V6	3000	2001->	6	ES9J4 XFX	1.1		YMJ7RCP-11U
C8	2.0 LX	2000	2002->	4	EW10J4-RFN	0.9	YMJ7RCP-9U	
C8	2.2 LI	2200	2002->	4	EW12J4-352	0.9	YMJ7RCP-9U	
PICASSO	1.6 16V	1600	2001->	4	TU5JP4 NFU	0.9	YMJ8RCP-11U	
PICASSO	1.6 8V	1600	2000->	4	TU5JP NFZ,NFV	0.8	YM8RCP-9U	
PICASSO	1.8 16V	1800	2001->	4	EW7J4 6FZ	0.9	YMJ7RCP-9U	
PICASSO	2.0 16V	2000	2003->	4	EW10J4 RFM	0.9	YMJ7RCP-9U	
XSARA	1.6 8V	1600	1997->2000	4	TU5JP NFZ	0.8	YM8RCP-9U	
XSARA	1.8 16V	1800	2000->	4	EW7 J4 6FZ	0.9	YMJ7RCP-9U	
XSARA	2.0 16V	2000	2000->	4	XU10J4RS	0.8	YM8RCS5-9D	
XSARA	2.0 VTS 16V	2000	2001->	4	EW10J4 RFM	0.9	YMJ7RCP-9U	
DAEWOO								
CIELO	1.5 16V GLX	1500	1996->1998	4	A15MF DOHC	1.1	YM8RCP-11U	
CIELO	1.5 GTX	1500	1997->1998	4	DOHC	1.1	YM8RCP-11U	
CIELO	1.5 IL	1500	1996->1998	4	SOHC	1.1	YH8RCP-11U	
CIELO	1.5 LX	1500	1996->1998	4	G15MF SOHC	0.8	YH8RCP-8U	CH8P-8S
ESPERO	1.8 CD 8V	1800	1996->1998	4	C18LE SOHC	0.8	YH8RCP-8U	CH8P-8S
ESPERO	2.0 CD 8V	2000	1996->1998	4	C20LE SOHC	0.8	YH8RCP-8U	CH8P-8S
LANOS	1.3 I	1300	1998->2001	4	SOHC	0.8	YH8RCP-8U	CH8P-8S
LANOS	1.4 I	1400	2000->2003	4	A14SMS,SOHC	0.8	YH8RCP-8U	CH8P-8S
LANOS	1.6 I 16V	1600	1997->2000	4	E-TEC, A16DMS	0.8	YM8RCP-9U	
MATIZ	0.8 S,SE	800	1999->2003	3	F8CV	1.1	YH7RCP-11U	
MATIZ	1.0 SI	1000	2003->	4	B10S	1.1	YH7RCP-11U	
NUBIRA	1.6 SX 16V	1600	1997->2000	4	A16DMS E-TEC	1.1	YM8RCP-11U	
NUBIRA	1.8 CDX	1800	2003->2005	4	T18SED	0.8	YM7RCS5-9D	
NUBIRA	2.0 CDX 16V	2000	1997->2003	4	X20SED E-TEC	0.8	YM7RCS5-9D	
TACUMA	1.6 SX 16V	1600	2001->2003	4	E-TEC	0.8	YM8RCP-9U	
TACUMA	2.0 CDX 16V	2000	2001->2003	4	DOHC	0.8	YM8RCP-9U	
DAIHATSU								
CHARADE	1.0 CX,CXL	1000	1983->1985	3	GB22	0.8	YH7RCP-8U	CH7P-8
CHARADE	1.0 CX,CXL	1000	2003->	3		0.8	YH8RCP-8U	
CHARADE	1.0 TURBO	1000	1984->1985	3	GB60	0.8	YH8RCP-8U	CH8P-8S



APPLICATION GUIDE PASSENGER & LIGHT COMMERCIAL VEHICLES

MAKE	MODEL	ENGINE CAP.	YEAR	CYL.	ENGINE	GAP	RECOMMENDED	ALTERNATIVE
COPEN	1.3 L	1300	2006->	4	K3-	1.1		YM8RCP-11U
CUORE	0.8 I	800	1997->1999	3	ED10	0.8	YH8RCP-8U	CH8P-8S
CUORE	1.0 I	1000	1998->2003	3	EJ-DE	1.1	CM7RP-11	
FEROZA	1.6 I	1600	1998->1999	4	HD-E	1.1	YM8RCP-11U	
GRAN MOVE	1.5 FI	1500	1998->2001	4	HE-EG	1.1	YM8RCP-11U	
MOVE	0.8 I	800	1997->2000	3	ED20	1.1	YH7RCP-11U	
ROCKY	2.0 I	2000	1997->	4	F80V	0.8	CH7P-8	YH7RCP-8U
SIRION	1.0 I	1000	1999->2001	4	EJ-DE	0.8	YM8RCS5-9D	
SIRION	1.0 I	1000	2005->	3	1KR-FE	1.1	YMJ8RCP-11U	
SIRION	1.3 I	1300	2005->	4	K3-VE	1.1		YM8RCP-11U
TERIOS	1.3 I	1300	1997->2000	4	HC-EJ	0.8	YM8RCS5-9D	
TERIOS	1.3 I	1300	2008->	4	K3-VE	1.1	YM8RCP-11U	
YRV	1.1 I	1100	2001->	3	EJ-VE	1.1	CM7RP-11	
YRV	1.3 FI	1300	2001->	4	K3-VE	1.1		YM8RCP-11U
YRV	1.3 TURBO	1300	2002->	4	K3-VET	1.1	PM8RC-11	YM8RCP-11U
DAIMLER								
3.6	3.6 LX	3600	1987->1991	6	AJ6	0.8	YM8RCP-9U	YM8RCP-9U
4	4.0 SX	4000	1990->1998	6	AJ6	0.8	YM8RCP-9U	YM8RCP-9U
DODGE								
CALIBER	2.0 SX	2000	2006->	4	BFI	1.1	YM7RCP5-11U	
CALIBER	2.4 RT	2400	2006->	4	KFI	1.1	YM7RCP5-11U	
NITRO	3.7 V6	3700	2008->	6	KFI	1.1	YM8RCP5-11U	
STEALTH	3.0 V6	3000	2003->	6	6G72	1.1	YH7RCP-11U	
FERRARI								
MONDIAL	3.4 TURBO	3400	1988->1994	8	F119DL	0.8		CF10RN-7
TESTAROSSA	4.9 L	4900	1984->1991	12	F113B000	0.8		CF10P-6
FIAT								
131	1.3 CARB	1300	1980->1984	4	131A	0.8	YH8RCP-8U	CH8P-8S
131	2.0 LX	2000	1981->1984	4	131C4	0.8	YH8RCP-8U	CH8P-8S
BRAVO	1.2 I	1200	1999->2001	4	182B.2000	0.8	YFM10RCP-9U	
BRAVO	1.4 12V	1400	1998->2001	4	182A.3000	0.7	YM8RCS5-9D	
BRAVO	1.8 I	1800	1995->2001	4	182A.2000	0.7	YM8RCS5-9D	
BRAVO	2.0 FI	2000	1999->2001	4	182A.1000	0.7	YM8RCS5-9D	
FIORINO	1.4 I	1400	1993->	4	160.A1.046	0.8	YH7RCP-8U	CH7P-8
MULTIPLA	1.6 16V	1600	2002->	4	186A.4000	0.8	YM8RCP-9U	
PALIO	1.2 8V WEEKEND	1200	1997->2000	4	178B.5000	0.8	YM8RCP-9U	
PALIO	1.6 16V	1600	1997->1999	4	178B.3000	0.8	YM8RCP-9U	
PALIO 2	1.2 8V	1200	2005->	4	176A.8000	0.8	YM8RCP-9U	
PUNTO	1.4 L	1400	1993->1999	4	176A.4000	0.8	YM8RCS5-9T	YM8RCP-9U
PUNTO	1.8 HGT	1800	2002->	4	188A.1000	0.8	YM8RCS5-9D	
SEICENTO	1.1 I	1100	2001->	4	176B.2000	0.8	YM8RCP-9U	
SIENA	1.2 EL	1200	1999->	4	178B.5000	0.8	YM8RCP-9U	
SIENA	1.6 EL	1600	1999->	4	178B.3000	0.8	YM8RCP-9U	
SIENA 2	1.2 EL	1200	2005->	4	176A.8000	0.8	YM8RCP-9U	
SPIDER	2.0 I	2000	1996->	4		0.8	YH8RCP-8U	
STILO	1.4 16V	1400	2004->2005	4	843A.1000	0.8	YFM9RCP-9U	
STILO	2.4 20V	2400	2004->	5	192A.2000	0.8	YM8RCP-9U	
STRADA	1.4 16V	1400	2007->	4	843A.1000	0.8	YFM9RCP-9U	
ULYSSE	2.0 SX	2000	1999->	4	RFU(XU10J2C,L3)	0.8	YM8RCP-9U	



APPLICATION GUIDE PASSENGER & LIGHT COMMERCIAL VEHICLES

MAKE	MODEL	ENGINE CAP.	YEAR	CYL.	ENGINE	GAP	RECOMMENDED	ALTERNATIVE
UNO	1.0 CENTO	1000	1996->1998	4	160A3	0.8	CM7RP-8	
UNO	1.1 ESPRESSO	1100	1992->	4	160A3	0.8	CM7RP-8	
UNO	1.1 FIRE	1100	1991->	4	160A3	0.8	CM7RP-8	
UNO	1.1 MIA	1100	1998->	4	160A3	0.8	CM7RP-8	
UNO	1.1 RIO	1100	1995->	4	160A3	0.8	CM7RP-8	
UNO	1.1TEMPO	1100	1998->	4	160A1	0.8	CM7RP-8	
UNO	1.2 FIRE	1200	2007->	4	158.376.6	0.8	YM8RCP-9U	
UNO	1.4 BEAT	1400	1994->	4	146C1	0.8	YH8RCP-8U	CH8P-8S
UNO	1.4 MIA	1400	1998->2000	4		0.8	YH8RCP-8U	CH8P-8S
UNO	1.4 PACER CARB	1400	1990->2000	4	160A1	0.8	YH8RCP-8U	CH8P-8S
UNO	1.4 TEMPO	1400	1998->2000	4		0.8	YH8RCP-8U	CH8P-8S
UNO	1.4 TURBO	1400	1990->1998	4	146A8.046	0.8	YM8RCS5-9T	YM8RCP-9U
FORD								
3000	3.0 1TONNER	3000	1997->1986	6	ESSEX	0.8	YH8RCP-8U	CH8P-8S
BANTAM	1.3 I	1300	2003->	4	ROCAM	1	YSJ8RCP-10U	
BANTAM	1.3 PICK-UP	1300	1983->1986	4	KENT	0.8	YH8RCP-8U	CH8P-8S
BANTAM	1.4 L	1400	1986->1994	4	CVH	0.8	YM8RCP-9U	YM8RCP-9U
BANTAM	1.6 I	1600	1994->	4	B6	0.8	YH8RCP-8U	CH8P-8S
BANTAM	1.6 I	1600	2003->	4	ROCAM	1.3	YSJ7RCP-13U	
BANTAM	1.6 L	1600	1984->1994	4	CVH	0.8	YM8RCP-9U	YM8RCP-9U
CORTINA	1.3 L	1300	1963->	4	KENT	0.8	YH8RCP-8U	CH8P-8S
CORTINA	1.6 1TONNER	1600	1977->1986	4	KENT	0.8	YH8RCP-8U	CH8P-8S
CORTINA	1.6 GL,L	1600	1977->1983	4	KENT	0.8	YH8RCP-8U	CH8P-8S
CORTINA	2.0 GHIA,GL,GLE	2000	1983->	4	KOLN	0.8	CV8P-9	
CORTINA	3.0 1TONNER	3000	1977->1986	6	ESSEX	0.8	YH8RCP-8U	
CORTINA	3.0 XR-6,GHIA,GL,S,GLS	3000	1977->1983	6	ESSEX	0.8	YH8RCP-8U	CH8P-8S
COURIER	1.6 L	1600	1986->1991	4	F6	0.8	YH7RCP-8U	CH7P-8
COURIER	1.8 H	1800	1991->2000	4	F8	0.8	YH8RCP-8U	CH8P-8S
COURIER	2.0 LWB	2000	1986->1991	4	FE	0.8	YH7RCP-8U	CH7P-8
COURIER	2.2 LE	2200	1991->2000	4	F2	0.8	YM8RCP-9U	
COURIER	3.0 V6	3000	1986->1996	6	ESSEX	0.8	YH8RCP-8U	
ESCORT	1.3 GL,XR-3,SPORT	1300	1981->1986	4	CVH	0.8	YM8RCP-9U	YM8RCP-9U
ESCORT	1.3 L	1300	1971->1981	4	KENT	0.8	YH8RCP-8U	CH8P-8S
ESCORT	1.4 16V	1400	1995->2000	4	CVH/PTE	0.8	YM8RCP-9U	YM8RCP-9U
ESCORT	1.6 GL GLE16V	1600	1995->2000	4	ZETEC	1.3	YSJ7RCP-13U	
ESCORT	1.6 XR-3,GLE,L	1600	1983->1986	4	CVH	0.8	YM8RCP-9U	YM8RCP-9U
ESCORT	1.8 GLI 16V	1800	1995->1998	4	ZETEC	1.3	YSJ7RCP-13U	
ESCORT	2.0 RS	2000	1978->1980	4	KOLN	0.8	CV8P-9	
EXPLORER	4.0 V6	4000	2003->	6	EFI SOHC	1.3	IS8RC-13P	YS8RCP-13U
F100	3.9 L	3900	1966->1981	6		0.8	CV8P-9	
F150	5.4 XI SUPERCHARGED	5300	2001->	8	3FI	1.1		YM8RCP-11U
F250	4.6 SE V6	4600	2005->	6		1.3	IS8RC-13P	YS8RCP-13U
F250	4.9 V8 LCV	4900	1966->1981	8		0.8	CV8P-9	
F350	4.9 V8 LCV	4900	1974->1981	8		0.8	CV8P-9	
FALCON	4.0 FUTURA,FAIRMONT	4000	1995->	6	INLINE	1.1	YH7RCP-11U	
FIESTA	1.3 FUN,FLAIR	1300	1997->1998	4	HCS ENDURA	0.8	YS8RCP-8U	
FIESTA	1.3 L	1300	2002->	4	ROCAM	1	YSJ8RCP-10U	
FIESTA	1.3 L	1300	2004->	4	DURATEC	1.3	YSJ7RCP-13U	
FIESTA	1.4 FUN,FLAIR,FLITE	1400	1998->	4	CVH	0.8	YM8RCP-9U	YM8RCP-9U
FIESTA	1.5 ST	2000	2004->	4	DURATEC HE	1.3	IS8RC-13P	YS8RCP-13U
FIESTA	1.6 SPORT,RSI	1600	1999->	4	ROCAM	1	YSJ8RCP-10U	
FIGO	1.4 I	1400	2011->	4	DURATEC	1.3	YSJ7RCP-13U	
FIGO	1.6 I	1600	2011->	4	DURATEC	1.3	YSJ7RCP-13U	
FOCUS	1.6 C-MAX	1600	2004->	4	DURATEC	1.3	YSJ7RCP-13U	



APPLICATION GUIDE PASSENGER & LIGHT COMMERCIAL VEHICLES

MAKE	MODEL	ENGINE CAP.	YEAR	CYL.	ENGINE	GAP	RECOMMENDED	ALTERNATIVE
FOCUS	1.6 L	1600	1995->	4	Z6	1.1	CM7RP-11	
FOCUS	1.8 C-MAX	1800	2003->	4	DURATEC-HE CSDA CSDB	1.3	IS8RC-13P	YS8RCP-13U
FOCUS	1.8 I	1800	2003->	4	DURATEC SCDA,SCDB	1.3	IS8RC-13P	YS8RCP-13U
FOCUS	1.8 I	1800	2006->	4	QODA DURATEC	1.3	IS8RC-13P	YS8RCP-13U
FOCUS	2.0 16V	2000	1998->	4	ZETEC	1.3	YSJ7RCP-13U	
FOCUS	2.0 16V	2000	2004->	4	DURATEC	1.3	IS8RC-13P	YS8RCP-13U
FOCUS	2.0 16V	2000	2006->	4	SYDA DURATEC	1.3	IS8RC-13P	YS8RCP-13U
FOCUS	2.0 16V	2000	2009->	4	DURATEC-HE SFI	1.3	IS8RC-13P	YS8RCP-13U
FOCUS	2.0 C-MAX	2000	2004->	4	AODA AODB	1.3	IS8RC-13P	YS8RCP-13U
FOCUS	2.3 ST	2300	2005->2006	4	DURATEC L4Z	1.3	IS8RC-13P	YS8RCP-13U
FOCUS	2.5 RS	2500	2010->	5	DURATEC	0.8	IMJ8RC-8P	YMJ8RCP-11U
FOCUS	2.5 ST	2500	2006->	5	B5254T4 HYDA DURATEC	1.1	PMJ8RC-11	YMJ8RCP-11U
GRANADA	2.0 GL, GLE	2000	1978->1985	4	KOLN	0.8	CV8P-9	
GRANADA	3.0 GHIA	3000	1978->1986	6	ESSEX	0.8	YH8RCP-8U	CH8P-8S
GRANADA	3.0 GLE	3000	1978->1986	6	ESSEX	0.8	YH8RCP-8U	CH8P-8S
HUSKY	1.8 1TON PICKUP	1800	1985->1987	4	4G62	0.8	YH7RCP-8U	CH7P-8
HUSKY	2.0 PANEL VAN,PICK-UP,BUS	2000	1986->1990	4	4G63	0.8	YH8RCP-8U	
IKON	1.3 I	1300	2002->	4	ROCAM	1.3	YSJ7RCP-13U	
IKON	1.6 I	1600	2002->	4	ROCAM	1	YSJ8RCP-10U	
KA	1.3 I	1300	2003->	4	DURATEC/ROCAM	1.3	YSJ7RCP-13U	
KA	1.6 SPORTKA	1600	2003->	4	DURATEC/ROCAM	1.3	YSJ7RCP-13U	
KUGA	2.5 TURBO	2500	2011->	5	DURATEC	0.8	IMJ8RC-8P	YMJ8RCP-11U
LASER	1.3 L,GL	1300	1986->1989	4	E3	0.8	YH7RCP-8U	CH7P-8
LASER	1.3 TRACER	1300	1991->1995	4	B3	0.8	YH7RCP-8U	CH7P-8
LASER	1.4 L,LX	1400	1989->1992	4	CVH	0.8	YM8RCP-9U	YM8RCP-9U
LASER	1.4 S	1400	1989->1992	4	CVH	0.8	YM8RCP-9U	YM8RCP-9U
LASER	1.5 GL,GLS	1500	1986->1989	4	E5,B5,SPORT	0.8	YH7RCP-8U	CH7P-8
LASER	1.6 GL,GLE,SPORT	1600	1989->1992	4	CVH	0.8	YM8RCP-9U	YM8RCP-9U
LASER	1.6 I SPORT ,TX3,TRACER	1600	1986->1996	4	B6	0.8	YH8RCP-8U	CH8P-8S
LASER	1.6 L	1600	1989->1992	4	CVH	0.8	YM8RCP-9U	YM8RCP-9U
LASER	2.0 I RS 16V	2000	1991->1994	4	FE-EGI T/C	0.8	YM8RCP-9U	YM8RCP-9U
METEOR	1.3 GL	1300	1986->1991	4	E3	0.8	YH7RCP-8U	CH7P-8
METEOR	1.3 TRACER	1300	1991->	4	B3	0.8	YH8RCP-8U	CH8P-8S
METEOR	1.5 GL, GLS	1500	1986->1989	4	E5 + B5	0.8	YH7RCP-8U	CH7P-8
METEOR	1.6 GLI	1600	1986->1989	4	B6	0.8	YH8RCP-8U	CH8P-8S
METEOR	1.6 L	1600	1989->1992	4	CVH	0.8	YM8RCP-9U	YM8RCP-9U
MONDEO	1.8 I LX	1800	1998->2000	4	ZETEC	1.3	YSJ7RCP-13U	
MONDEO	2.0 16V	2000	2009->	4	DURATEC-HE	1.3	IS8RC-13P	YS8RCP-13U
MONDEO	2.0 CLX	2000	1998->2000	4	ZETEC	1.3	YSJ7RCP-13U	
MONDEO	2.5 SI V6	2500	1998->2000	6	DURATEC	0.8	YS8RCP-8U	
MONDEO	3.0 ST220	3000	2003->	6	DURATEC	1.3	IS8RC-13P	YS8RCP-13U
RANCHERO	4.0 OUTBACK, GLI	4000	1997->1998	6	INLINE	1.1	YH7RCP-11U	
RANCHERO	4.1 XR6	4100	1986->	6		0.8	CV8P-9	
RANGER	1.8 I	1800	2000->	4	F8	0.8	YH7RCP-8U	CH7P-8
RANGER	2.2 12V	2200	2007->	4	F2 EFI	0.8	YH7RCP-8U	CH7P-8
RANGER	2.2 12V CARB	2200	2000->2006	4	F2	0.8	YM8RCP-9U	
RANGER	2.6 L 12V	2600	1999->	4		0.8	YM7RCP-8U	
RANGER	4.0 V6	4000	2003->	6		1.3	IS8RC-13P	YS8RCP-13U
RANGER	4.0 XL	4000	2006->	6	EFI	1.3	IS8RC-13P	YS8RCP-13U
SAPPHIRE	1.6 L	1600	1989->1991	4	KENT	0.8	YH8RCP-8U	CH8P-8S
SAPPHIRE	3.0 GHIA	3000	1991->1993	6	ESSEX	0.8	YH8RCP-8U	
SAPPHIRE	3.0 GLX	3000	1989->1993	6	ESSEX	0.8	YH8RCP-8U	
SIERRA	1.6 GL	1600	1983->1989	4	KENT	0.8	YH8RCP-8U	CH8P-8S
SIERRA	2.0 GL,LX	2000	1983->1993	4	KOLN	0.8	CV8P-9	
SIERRA	2.3 GLE	2300	1983->1986	6	KOLN	0.8	YH8RCP-8U	CH8P-8S



APPLICATION GUIDE PASSENGER & LIGHT COMMERCIAL VEHICLES

MAKE	MODEL	ENGINE CAP.	YEAR	CYL.	ENGINE	GAP	RECOMMENDED	ALTERNATIVE
SIERRA	3.0 GLS	3000	1984->1989	6	ESSEX	0.8	YH8RCP-8U	CH8P-8S
SIERRA	3.0 GLX	3000	1989->1993	6	ESSEX	0.8	YH8RCP-8U	
SIERRA	3.0 I RS	3000	1991->1993	6	ESSEX	0.8	YH8RCP-8U	
SIERRA	3.0 XR-6	3000	1989->1992	6	ESSEX	0.8	YH8RCP-8U	
SPECTRON	2.2 BUS	2200	1991->1996	4	F2	0.8	YM8RCP-9U	
TELSTAR	2.0 GLI, V6	2000	1993->1996	6	KF	1.1	YM8RCP-11U	
TELSTAR	2.0 GL,GLE	2000	1993->1997	4	FS	1.1	YM8RCP-11U	
TELSTAR	2.5 GHIA TX5 V6	2500	1993->1996	6	KL	1.1	YM8RCP-11U	
TRANSIT	1.8 L	1800	2002->	4	EYPC ZETEC-E	1.3	YSJ7RCP-13U	
TRITON	2.6 SWB	2600	1985->1986	4	4G54	0.8	YH8RCP-8U	CH8P-8S
FOTON								
VIEW	2.2 I	2200	2008->	4		0.8	YH8RCP-8U	CH8P-8S
FUDI								
PICK-UP	2.2 I	2200	2007->	4	4Y	0.8	YH7RCP-8U	
GEELY								
CK	1.3 GB,GS	1300	2007->	4		0.8	CM7RP-8	
CK	1.5 GL,GT	1500	2007->	4		0.8	CM7RP-8	
GONOW								
X-SPACE	2.2 I DC	2200	2007->2007	4	4Y	0.8	YH7RCP-8U	
X-SPACE	2.2 I XL DCEXT	2200	2007->	4	4Y	0.8	YH7RCP-8U	
X-SPACE	2.2 I DC	2200	2007->	4	4Y	0.8	YH7RCP-8U	
X-SPACE	2.2 I DC DCEXT	2200	2007->	4	4Y	0.8	YH7RCP-8U	
GWM								
FLORID	1.5 I	1500	2010->	4	GW4G15	0.8	YM8RCP-9U	
HOVER	2.4 FI	2400	2007->	4	4G64	0.8	YM7RCP-8U	
MULTI WAGON	2.2 I	2200	2007->	4	4Y	0.8	YH7RCP-8U	
SINGLE CAB	2.2 I	2200	2007->	4	4Y	0.8	YH7RCP-8U	
HONDA								
ACCORD	2.0 E	2000	2004->	4	K20A6	1.1	YMZ8RCP-11U	
ACCORD	2.2 TURBO	2200	1999->2003	4	H22A7	1.1		YM8RCP5-11U
ACCORD	2.3 VTEC	2300	2003->	4	H23A3	1.1	YM8RCP5-11U	
ACCORD	2.4 VTEC	2400	2003->	4	K24A3	1.1	YMZ8RCP-11U	
ACCORD	2.4 VTEC	2400	2007->	4	K24A8	1.1	IM8RC5-11P	YMZ8RCP-11U
ACCORD	3.0 LX	3000	1998->	6	J30A1	1.1	YM7RCP5-11U	
BALLADE	1.3 L	1300	1984->1989	4	EV2	1.1	YH8RCP-11U	
BALLADE	1.3 SX	1300	1982->1985	4	EN4	0.8	YH8RCP-8U	CH8P-8S
BALLADE	1.5 FI	1500	1989->1992	4	D15B8	1.1	YM8RCP-11U	
BALLADE	1.5 FI	1500	1992->1996	4	D15B3	1.1	YM8RCP-11U	
BALLADE	1.5 I	1500	1985->1989	4	EW2	1.1	YH8RCP-11U	
BALLADE	1.5 L	1500	1984->1989	4	D15Z4	1.1	YM8RCP-11U	
BALLADE	1.6 DOHC	1600	1992->	4	D16A9	1.1	YM8RCP-11U	
BALLADE	1.6 SOHC	1600	1989->1992	4	D16A7	1.1	YM8RCP-11U	
BALLADE	1.6 VTEC	1600	1996->2000	4	D16A1	1.1	YM8RCP-11U	
BALLADE	1.6 IE	1600	1992->1994	4	D16Z6	1.1	YM8RCP-11U	
BALLADE	1.6 SE	1600	1996->2000	4	D16 Y9	1.1	YM8RCP-11U	
BALLADE	1.8 E	1800	1994->1996	4	B18B3	1.1	YM8RCP-11U	



APPLICATION GUIDE PASSENGER & LIGHT COMMERCIAL VEHICLES

MAKE	MODEL	ENGINE CAP.	YEAR	CYL.	ENGINE	GAP	RECOMMENDED	ALTERNATIVE
BALLADE	1.8 I	1800	1994->1996	4	B18C4	1.1	YM8RCP-11U	
BALLADE	1.8 I	1800	1999->	4	B18B4	1.1	CM7RP-11	
CIVIC	1.5 VTEC	1500	2001->	4	D15Y3	1.1	YM8RCP-11U	
CIVIC	1.5 16V	1500	1996->2000	4	D15 Z4	1.1	YM8RCP-11U	
CIVIC	1.5 I	1500	2001->	4	VTI	1.1	YM8RCP-11U	
CIVIC	1.6 VTEC	1600	1996->2000	4	B16A1	1.1	YM8RCP-11U	
CIVIC	1.6 I	1600	1989->1992	4	D16A7	1.1	YM8RCP-11U	
CIVIC	1.6 I	1600	1996->2000	4	D16 Y9	1.1	YM8RCP-11U	
CIVIC	1.6 I	1600	2001->	4	D16V1	1.1	YM8RCP5-11U	
CIVIC	1.7 VTEC	1700	2001->2005	4	D17A5	1.1	YM8RCP5-11U	
CIVIC	1.8 VTEC	1800	2001->	4	B18C4	1.1	YM8RCP-11U	
CIVIC	1.8 I	1800	2006->	4	R18A1	1.1		YMZ8RCP-11U
CRV	2.0 I	2000	1997->1999	4	DOHC	1.1	YM7RCP5-11U	
CRV	2.0 RE5	2000	2007->	4	R20A2	1.1	IM8RC5-11P	YMZ8RCP-11U
CRV	2.0 RE5	2000	2007->	4	R20A2	1.1	IM8RC5-11P	YMZ8RCP-11U
CRV	2.0 SE	2000	2002->	4	K20A4	1.1	YMZ8RCP-11U	
CRV	2.0 S,LS,ES	2000	2000->	4	B20Z1	1.1	YM8RCP5-11U	
CRV	2.0 VTEC	2000	2003->	4	K20A4	1.1	IM8RC5-11P	YMZ8RCP-11U
CRV	2.4 FI	2400	2007->	4	K24Z1	1.1	IM8RC5-11P	YMZ8RCP-11U
CRV	2.4 VTEC	2400	2009->	4	K24Z1	1.1	IM8RC5-11P	YMZ8RCP-11U
ELEMENT	2.4 FI	2400	2007->	4	K24A4	1.1	IM8RC5-11P	YMZ8RCP-11U
FRV	1.7 VTEC	1700	2005->	4	D17A2	1.1	YM8RCP5-11U	
FRV	2.0 VTEC	2000	2005->	4	K20A9	1.1	YMZ8RCP-11U	
HR-V	1.6 SX	1600	2001->	4	D16W1	1.1	YM8RCP5-11U	
JAZZ	1.3 I	1300	2006->	4	L13 A6	1.1	YM8RCP-11U	
JAZZ	1.4 I	1400	2002->	4	43A1	1.1	YM8RCP-11U	
JAZZ	1.4 I	1400	2006->	4	L13A6	1.1	YM8RCP-11U	
JAZZ	1.4 I DSI TWIN-SPARK	1400	2003->	4	L13A1	1.1	YM8RCP-11U	
JAZZ	1.5 I	1500	2006->	4		1.1	IM8RC5-11P	YMZ8RCP-11U
ODYSSEY	2.3 I	2300	1998->1999	4	H23A2	1.1	YM8RCP5-11U	
ODYSSEY	2.4 I 16V	2400	2000->	4		1.1	YM8RCP5-11U	
PRELUDE	1.8 EX	1800	1984->1987	4	ET	0.8	YH8RCP-8U	CH8P-8S
PRELUDE	2.0 16V	2000		4	B20A7	1.1	YM8RCP-11U	
PRELUDE	2.2 16V	2200		4	F22A	1.1	YM8RCP5-11U	
PRELUDE	2.2 VTEC	2200	1997->2000	4	H22A5	1.1		YM8RCP5-11U
STREAM	1.7 VTEC	1700	2001->	4	D17A2	1.1	YM8RCP5-11U	
HYUNDAI								
ACCENT	1.3 G	1300	1999->2006	4	G4EA	1.1	CM7RP-11	
ACCENT	1.3 XS, LS	1300	1996->1999	4	G4EH	0.8	CM7RP-8	
ACCENT	1.5 CSI, RSI	1500	1994->1999	4	G4EK	0.8	CM7RP-11	
ACCENT	1.5 SX	1500	2000->2006	4	G4EB	1.1	CM7RP-11	
ACCENT	1.6 BLUE	1600	2010->	4	CFI	1.1	CM7RP-11	
ACCENT	1.6 LX	1600	2006->	4	G4ED	1.1	CM7RP-11	
ATOS	1.0 PRIME	1000	2001->	4	G4HC	1.1	CM7RP-11	
ATOS	1.1 PRIME	1100	2005->	4	G4HCY	1.1	CM7RP-11	
AZERA	3.3 V6	3300	2006->	6	G6DB	1.1	IM7RC-10P	CM7RP-11
ELANTRA	1.6 GL	1600	2008->	4	HD	1.1	YM7RCP5-11U	
ELANTRA	1.6 GLS	1600	2007->	4	XD	0.8	CM7RP-8	
ELANTRA	1.6 GLS EXEC.	1600	1993->1995	4	J1 G4DNR	0.8	YH8RCP-8U	CH8P-8S
ELANTRA	1.6 GL, GLS EXEC.	1600	1996->	4	J2 G4DR	0.8	CM7RP-8	
ELANTRA	1.8 GLI	1800	1996->	4	J2 G4DR	0.8	CM7RP-8	
ELANTRA	1.8 GLS	1800	1994->	4	J1 G4DN	0.8	YH8RCP-8U	CH8P-8S
ELANTRA	1.8 GLS	1800	1996->	4	J2 G4DN	0.8	CM7RP-8	
ELANTRA	2.0 GLS	2000	2003->	4	G4FG	1.1	CM7RP-11	



APPLICATION GUIDE PASSENGER & LIGHT COMMERCIAL VEHICLES

MAKE	MODEL	ENGINE CAP.	YEAR	CYL.	ENGINE	GAP	RECOMMENDED	ALTERNATIVE
ELANTRA	2.0 GS	2000	2008->	4	HD	0.8	YM7RCP-8U	
ELANTRA	2.0 TOURING	2000	2010->	4	EFI	1.1		CM7RP-11
GETZ	1.3 I	1300	2004->2008	4	G4EA	1.1	CM7RP-11	
GETZ	1.4 I	1400	2005->2008	4	G4EEG	1.1	CM7RP-11	
GETZ	1.6 GL	1600	2003->	4	J4 G4ED	1.1	CM7RP-11	
GETZ	1.6 HS	1600	2007->	4	G4ED	0.8	CM7RP-8	
H1	2.4 I	2400	2008->	4	L4	1.1	YMJ7RCP-11U	
I10	1.1 I	1100	2008->	4	G4HG	1.1	CM7RP-11	
I10	1.2 I	1200	2008->	4	G4LA	0.8	PFJ9RC-9	
I20	1.4 FI	1400	2008->2009	4	G4FA	1.1	YM7RCP5-11U	
I20	1.4 FI	1400	2009->	4	G4FA	1	PFJ8RC5-10	
I20	1.6 FI	1600	2008->	4	G4FC	1.1	YM7RCP5-11U	
I30	1.6 I	1600	2009->	4	G4FC	1	PFJ8RC5-10	
I30	2.0 I	2000	2007->	4	G4GC	1.1	CM7RP-11	
IX35	2.0 I	2000	2010->	4	G4KD	1.1	YMJ7RCP-11U	
IX35	2.4 I	2400	2010->	4	G4KE	1.1	YMJ7RCP-11U	
MATRIX	1.6 I	1600	2004->	4	G4ED	0.8	CM7RP-8	
MATRIX	1.8 I	1800	2004->	4	G4GB	1.1	CM7RP-11	
S COUPE	1.5 GT TURBO	1500	1994->1995	4	G4KER	0.8	YM8RCP-9U	
S COUPE	1.5 LS	1500	1994->1995	4	G4EK	1.1	CM7RP-11	
SANTE FE	2.4 I	2400	2001->2005	4	G4JS-G	1.1		YH7RCP-11U
SANTE FE	2.7 I	2700	2001->2005	6	G6BA-G	1.1		CM7RP-11
SONATA	2.0 GL, GLS	2000	1996->2000	4	J2	0.8	CM7RP-8	
SONATA	2.0 GL	2000	1993->1998	4	G4CP	1.1	YH8RCP-11U	
SONATA	2.0 GL	2000	1998->2004	4	G4JP	1.1	YH8RCP-11U	
SONATA	2.0 GL, GLS	2000	1994->1996	4	J1 G4APR	0.8	YH8RCP-8U	CH8P-8S
SONATA	2.4 GL, GLS	2400	2006->	4	L4C FL	1.1	YM7RCP5-11U	
SONATA	2.4 I	2400	1989->	4	4G64	1.1	YH8RCP-11U	
SONATA	2.4 I	2400	1989->2001	4	G4KC	1.1	CM7RP-11	
SONATA	2.4 I	2400	2010->	4	G4KE	1.1	YMJ7RCP-11U	
SONATA	2.4 L	2400	2008->	4		1.1	CM7RP-11	
SONATA	2.5 VIVANTE	2500	1999->	6	G6BWW	1.1		CM7RP-11
SONATA	2.7 V6	2700	2003->2005	6	G6BA-G	1.1		CM7RP-11
SONATA	3.0 GLS	3000	1994->	6	G6ATR	0.8	YH8RCP-8U	CH8P-8S
SONATA	3.3 V6	3300	2005->2008	6	G6DB	1.1	IM7RC-10P	CM7RP-11
TERRACAN	3.5 V6	3500	2001->	6	G6CU	1.1		CM7RP-11
TIBURON	2.0 FL	2000	2006->	4	GS2 L4D	1.1		CM7RP-11
TIBURON	2.0 FX	2000	1996->	4	J2	1.1	CM7RP-11	
TIBURON	2.7 GT V6	2700	2006->	6	F FI	1.1		CM7RP-11
TIBURON	2.7 V6	2700	2004->	6	G6BA-G	1.1		CM7RP-11
TRAJET	2.0 I	2000	2004->	4	G4JP-G	1.1	PM8RC-11	YM8RCP-11U
TRAJET	2.7 V6	2700	2004->	6	G6BA	1.1		CM7RP-11
TUCSON	2.0 16V	2000	2004->	4	G4GC	1.1	CM7RP-11	
TUCSON	2.7 GLS V6	2700	2006->	6	D-FI	1.1		CM7RP-11
TUCSON	2.7 V6	2700	2004->	6	G6BA	1.1		CM7RP-11
TUCSON	3.0 V6	3000	2001->	6	XG300	1.1	PM7RC-11	CM7RP-11
INTERSTATE (TRAX)								
FORD	2.0 GS	2000	1991->	4	KOLN	0.8	CV8P-9	
FORD	3.0 S	3000	1990->	6	ESSEX	0.8	YH8RCP-8U	CH8P-8S
GM	2.3 H	2300	1992->	4		0.8	YH7RCP-8U	CH7P-8
GM	3.8 H	3800	1995->	6		0.8	YH7RCP-8U	CH7P-8
GM	4.1 L	4100	1990->	6		0.8	YH7RCP-8U	CH7P-8
ISUZU								
FLEETSIDE	1.6 PICK-UP	1600	1987->1989	4	G161Z	0.8	YH8RCP-8U	CH8P-8S



APPLICATION GUIDE PASSENGER & LIGHT COMMERCIAL VEHICLES

MAKE	MODEL	ENGINE CAP.	YEAR	CYL.	ENGINE	GAP	RECOMMENDED	ALTERNATIVE
FRONTIER	320 V6	3200	1998->	6	6VD1	1.1	YM8RCP-11U	
KB	160 FLEETSIDE	1600	1989->1995	4	4ZA1	0.8	YH8RCP-8U	CH8P-8S
KB	180 FL	1800	1981->1989	4	4ZB1	0.8	YH8RCP-8U	CH8P-8S
KB	200 FLEETSIDE	2000	1994->1996	4	4ZC1	0.8	YH8RCP-8U	CH8P-8S
KB	200 I	2000	2007->	4	X20NE	1.1	YM8RCP-11U	
KB	200 L	2000	1999->	4	C20NE	1.1	YH8RCP-11U	
KB	200 LH	2000	1978->1981	4	4ZC1	0.8	YH8RCP-8U	CH8P-8S
KB	200 SX	2600	1981->1989	4	G200Z	0.8	YH8RCP-8U	CH8P-8S
KB	220 I	2200	1999->	4	C22NE	0.8	YH8RCP-8U	CH8P-8S
KB	220 I	2200	2003->	4	MPFI	0.8	YM8RCS5-9D	
KB	220 KL	2200	1987->1989	4	4ZD1	0.8	YH8RCP-8U	CH8P-8S
KB	220 SE	1600	1981->1989	4	4ZD1	0.8	YH8RCP-8U	CH8P-8S
KB	230 H	2300	1989->1995	4	4ZD1	0.8	YH8RCP-8U	CH8P-8S
KB	230 S	2300	1987->1989	4	4ZD1	0.8	YH8RCP-8U	CH8P-8S
KB	240 I	2400	2004->	4	C24SE	0.8	YH8RCP-8U	CH8P-8S
KB	240 I	2400	2007->	4	X24SE	1.1	YM8RCP-11U	
KB	250 S	1600	1978->1981	4	G161Z	0.8	YH8RCP-8U	CH8P-8S
KB	260 I	2600	1992->1996	4	4ZE1	0.8	YH8RCP-8U	CH8P-8S
KB	260 L	2600	1981->1989	4	4ZE1	0.8	YH8RCP-8U	CH8P-8S
KB	270 LH	1600	1981->1989	4	G161Z	0.8	YH8RCP-8U	CH8P-8S
KB	320 V6	3200	1998->	6	6VD1	1.1	YM8RCP-11U	
KB	350 I	3500	2004->	6	6VE1	1.1	PM7RC-11	CM7RP-11
KB	360 L	3600	2007->2008	6	HF	1.1	PM7RC-11	CM7RP-11
RELAY	1.8 VAN	1800	->1993	4	4ZB1	1.1	YH7RCP-11U	
RELAY	2.0 VAN	2000	1986->	4	4ZC1	1.1	YH7RCP-11U	
TROOPER	1.6	1600	1988->	4	4ZA1	0.8	YH8RCP-8U	CH8P-8S
TROOPER	2.0 TFR 12	2000	->1993	4	4ZC1	1.1	YH7RCP-11U	
TROOPER	2.3	2300	1988->	4	4ZD1	0.8	YH8RCP-8U	CH8P-8S
TROOPER	2.6 E	2600	1989->	4	4ZE1	1.1	YH8RCP-11U	
TROOPER	2.6 L	2600	1989->	4	4ZE1	1.1	YH8RCP-11U	
TROOPER	320 LE	3200	1998->	6	6VD1	1.1	YM8RCP-11U	
JAGUAR								
EXECUTIVE	4.2 SERIES II	4200	1974->1980	6	XJ-6	0.8	YH7RCP-8U	CH7P-8
S-TYPE	4.0 I V8	4000	2000->	8	AJ-8	1.1	PM7RC-11	CM7RP-11
SOVEREIGN	4.0 L	4000	1989->	6	XJ-6	0.8	YM8RCP-9U	YM8RCP-9U
XJ-6	3.6 I	3600	1987->1990	6	AJ-6	0.8	YM8RCP-9U	YM8RCP-9U
XJ-6	4.0 I	4000	1990->1998	6	AJ-6	0.8	YM8RCP-9U	YM8RCP-9U
XJ-6	4.2 SERIES 3	4200	1975->1977	6	XK	0.8	YH7RCP-8U	CH7P-8
XJR	4.0 SX	4000	1986->1991	6	AJ-6	0.8	YM8RCP-9U	YM8RCP-9U
XJS	5.3 V12	5300	1982->1985	12	HE-12	0.8	YS8RCP-8U	YS8RCP-8U
KIA								
CARENS	2.0 I	2000	2004->	4	G4GC	1.1	CM7RP-11	
CARENS 3	2.0 I	2000	2007->	4	G4KA	1.1	CM7RP-11	
CARNIVAL	2.5 L	2500	1999->	6	KV6	1.1	PM8RC-11	YM8RCP-11U
CEE'D	1.4 I	1400	2007->	4	G4FA	1.1	YM7RCP5-11U	
CEE'D	1.6 I	1600	2007->	4	G4FC	1.1	YM7RCP5-11U	
CEE'D	2.0 I	2000	2007->	4	G4GC	0.8	CM7RP-8	
CERATO	1.6 L	1600	2004->	4	G4ED	1.1	CM7RP-11	
CERATO	1.6 I	1600	2006->	4	G4FC	1.1	YM7RCP5-11U	
CERATO	2.0 KOUP	2000	2010->	4	G4GC	1.1	CM7RP-11	
CERATO	2.0 L	2000	2004->	4	G4GC	1.1	CM7RP-11	
CLARUS	2.0 GLX	2000	1998->	4	FE DOHC	1.1	YM8RCP-11U	



APPLICATION GUIDE PASSENGER & LIGHT COMMERCIAL VEHICLES

MAKE	MODEL	ENGINE CAP.	YEAR	CYL.	ENGINE	GAP	RECOMMENDED	ALTERNATIVE
KOUP	2.0 EFI	2000	2010->	4	G4KD	1.1		YMJ7RCP-11U
MAGENTIS	2.0 I	2000	2004->	4		0.8	YH8RCP-8U	CH8P-8S
MAGENTIS	2.5 I	2500	2003->	6	G6BV	0.8	CM7RP-8	
MAGENTIS	2.5 I	2500	2004->	6	KV6	1.1	PM8RC-11	YM8RCP-11U
PICANTO	1.0 I	1000	2004->	4	G4HE	1.1	YM8RCP-11U	
PICANTO	1.1 LX	1100	2004->	4	G4HG	1.1	CM7RP-11	
PRIDE	1.3 LX	1300	1998->	4	B3	1.1	YH7RCP-11U	
RIO	1.3 RS	1300	2001->	4	A2E	0.8	YH7RCP-8U	
RIO	1.4 CVVT	1400	2011->	4	G4FA	1	PFJ8RC5-10	
RIO	1.4 HATCH	1400	2005->	4	G4EE	1.1	CM7RP-11	
RIO	1.4 L	1400	2001->	4	A3E	0.8	YH7RCP-8U	
RIO	1.4 S	1400	2005->	4	G4EE	1.1	CM7RP-11	
RIO	1.5 RS	1500	2001->	4	A5D	0.8	YH7RCP-8U	
RIO	1.6 L	1600	2006->2010	4	L4 FI	1.1	CM7RP-11	
RIO	1.6 LX	1600	2010->	4	L4	1.1	CM7RP-11	
SEDONA	2.5 V6	2500	2004->	6	KV6	1.1	PM8RC-11	YM8RCP-11U
SEDONA	3.8 V6	3800	2010->	6		1.1	IM7RC-10P	CM7RP-11
SEPHIA	1.5 I LS,RS	1500	1998->2000	4		1.1	YM8RCP-11U	
SHUMA	1.5 I LS	1500	1999->	4	B5,BFD	1.1	YM8RCP-11U	
SHUMA	1.8 I GS	1800	1999->	4	TED	1.1	YM8RCP-11U	
SHUMA 2	1.6 FI	1600	2002->	4	OKAB5	0.8	YM8RCP-9U	
SHUMA 2	1.8 FI	1800	2002->	4	TED	0.8	YM8RCP-9U	
SORENTO	2.4 I	2400	2010->	4	G4KE	1.1	YMJ7RCP-11U	
SORENTO	3.5 V6	3500	2003->	6	G6CU	1.1	PPR5N-11	CM7RP-11
SORENTO	3.8 I V6	3800	2006->	6	G6DA	1.1	IM7RC-10P	CM7RP-11
SOUL	1.6 I	1600	2009->	4	G4FC	1	PFJ8RC5-10	
SOUL	1.6 I	1600	2009->	4	G4FC	1.1	YM7RCP5-11U	
SOUL	2.0 I	2000	2009->	4	L4	1.1	YM7RCP5-11U	
SPECTRA	1.6 LS	1600	2002->	4		0.8	YM8RCP-9U	
SPORTAGE	2.0 I	2000	1998->	4	NB7	1.1	YM8RCP-11U	
SPORTAGE	2.0 I	2000	2006->	4	LX 2 L4FI, G4GC	1.1	YM8RCP-11U	
SPORTAGE	2.0 LX	2000	2010->	4	G4KD	1.1		CM7RP-11
SPORTAGE	2.7 V6	2700	2010->	6		1.1	IM7RC-10P	CM7RP-11
LADA								
NIVA	1.7 I	1700	1998->	4	BA3-21214	1.1	YH8RCP-11U	
NIVA	1.8 I	1800	1995->	4	BA3-2130	0.8	YH8RCP-8U	CH8P-8S
LANCIA								
BETA	2.0 COUPE	2000	1976->1984	4	828CB1A	0.8	YH8RCP-8U	
KAPPA	2.0 I 6V TURBO	2000	1997->2001	4	838 A4000	0.8	YH8RCS5-9T	CH8P-8S
KAPPA	3.0 V6 24V	3000	1997->	4	838 B000	0.8	PM8RC-7	YM8RCP-9U
THEMA	2.0 IE 16V	2000	1987->1993	4	834 C1246	0.8	YH8RCS5-9T	CH8P-8S
THEMA	2.0 IE T 16V	2000	1992->	4	834 F2000	0.8	YH8RCS5-9T	CH8P-8S
THEMA	2.8 V6	2800	1987->1990	6	834 E000	0.8	YS8RCP-8U	YS8RCP-8U
THEMA	Aug-32	3000	1987->	8	F105L	0.9	CF10RCP-9	
LAND ROVER								
DEFENDER	2.5 I	2500	1990->	6		0.8	YH8RCP-8U	CH8P-8S
DEFENDER	2.8 I	2800	1997->	6	M52	0.8	YM8RCS5-9D	
DEFENDER	3.5 I	3500	1990->	8		0.8	YH7RCP-8U	CH7P-8
DISCOVERY	2.0 I	2000	1993->	4		0.8	YM8RCP-9U	
DISCOVERY	3.5 I V8	3500	1990->	8		0.8	YH8RCP-8U	CH8P-8S
DISCOVERY	3.9 V8	3900	1991->1993	8		0.8	YH7RCP-8U	CH7P-8



APPLICATION GUIDE PASSENGER & LIGHT COMMERCIAL VEHICLES

MAKE	MODEL	ENGINE CAP.	YEAR	CYL.	ENGINE	GAP	RECOMMENDED	ALTERNATIVE
DISCOVERY	3.9 I	3900	1994->1999	8		0.8	YM8RCP-9U	
DISCOVERY	3.9 I	3900	1999->2000	8		1.1	PM8RC-11	YM8RCP-11U
DISCOVERY	3.9 I V8	3900	1994->	8		0.8	YH8RCP-8U	CH8P-8S
DISCOVERY	4.0 I	4000	2002->	8		1.1	PM8RC-11	YM8RCP-11U
FREELANDER	1.8 I	1800	1998->	4		1.1	PM8RC-11	YM8RCP-11U
FREELANDER	2.0 I	2000	2001->2001	6	KV6	1.1	PM8RC-11	YM8RCP-11U
FREELANDER	2.5 V6	3000	2000->	6		1.1	PM8RC-11	YM8RCP-11U
FREELANDER 2	3.2 V6	3200	2006->	6		0.8	IMJ8RC-8P	YMJ8RCP-11U
PICK-UP	2.2 88 SWB	2200	1986->	4		0.8	YH7RCP-8U	CH7P-8
PICK-UP	2.5 HARD TOP	2500	1986->1987	4		0.8	YH8RCP-8U	CH8P-8S
PICK-UP	2.6 111 SERIES	2600	1996->	6	R 6	0.8	YH8RCP-8U	CH8P-8S
PICK-UP	2.6 V6 109 LWB	2600	1992->	6		0.8	YH8RCP-8U	CH8P-8S
PICK-UP	3.5 V8 HI-LINE SWB	3500	1990->	8		0.8	YH7RCP-8U	CH7P-8
PICK-UP	3.5 V8 127 C/CAB	3500	1998->	8		0.8	YH7RCP-8U	CH7P-8
PICK-UP	3.5 V8 88 SWB	3500	1995->1196	8		0.8	YH7RCP-8U	CH7P-8
PICK-UP	3.5 V8 HARD TOP	3500	1992->	8		0.8	YH7RCP-8U	CH7P-8
PICK-UP	3.5 V8 110 LWB	3500	1996->1998	8		0.8	YH7RCP-8U	CH7P-8
RANGE ROVER	3.5 V8	3500	1992->1994	8		0.8	YH7RCP-8U	CH7P-8
RANGE ROVER	3.9 SE V8	3900	1996->1998	8		0.8	YH7RCP-8U	CH7P-8
RANGE ROVER	3.9 VOGUE V8	3900	1994->1996	8		0.8	YH7RCP-8U	CH7P-8
RANGE ROVER	4.0 I	4000	1999->2002	8		1.1	PM8RC-11	YM8RCP-11U
RANGE ROVER	4.2 I V8	4200	1992->1994	8		0.8	YH8RCP-8U	CH8P-8S
RANGE ROVER	4.4 I	4400	2002->	8	M62 BMW	0.8	IM8RC-8P	
RANGE ROVER	4.6 I	4600	1999->	8		1.1	PM8RC-11	YM8RCP-11U

LEXUS

ES300	3.0 I	3000	2004->	6	1MZ-FE	1.1		YM8RCP-11U
GS300	3.0 I	3000	1993->1999	6	2JZ-GE	1.1		CM7RP-11
GS300	3.0 I	3000	2005->	6	3GR-FSE	1.1		YM8RCP-11U
GS430	4.3 I	4300	2007->	8	3UZ-FE	1.1		YM8RCP-11U
IS200	2.0 I	2000	1998->	6	1G-FE	1.1		YM8RCP-11U
LS400	4.0 I	4000	1990->1997	8	1UAZ-FE	1.1		CM7RP-11
LS400	4.0 I	4000	2000->	8	1UZ-FE	1.1		YM8RCP-11U
LS430	4.3 I	4300	2000->	8	3UZ-FE	1.1		YM8RCP-11U
LS460	4.6 I	4600	2006->2009	8	1UR-FSE	1		YNF9RCP-9U
LX470	4.7 V8	4700	2000->	8	2UZ-FE TWC	1.1		YM8RCP-11U
RX300	3.0 V6	3000	2000->2006	6	1MZ-FE	1.1		YM8RCP-11U
RX300	3.3 V6	3300	2004->2006	6	3MZ-FE	1.1		YM8RCP-11U
RX330	3.0 V6	3000	2004->	6	1MZ-FE	1.1		YM8RCP-11U
RX330	3.3 V6	3300	2004->	6	3MZ-FE	1.1		YM8RCP-11U
RX350	3.5 V6	3500	2010->	6	2GR-FE	1.1		YMJ8RCP-11U
RX400H	3.3 V6	3300	2005->	6	3MZ-FE	1.1		YM8RCP-11U
RX450H	3.5 V6	3500	2010->	6	2GR-FXE	1.1		YMJ8RCP-11U
SC430	4.3 I	4300	2007->	8	3UZ-FE	1.1		YM8RCP-11U

LEYLAND

MINI	1275 E	1300	1980->1984	4		0.8	YH8RCP-8U	CH8P-8S
MINI	1275 MOKE	1275	1991->	4		0.8	YH8RCP-8U	CH8P-8S

LOTUS

ELAN SE	1.6 TURBO	1600	1990->	4		0.8	YM8RCP-9U	
ELISE	1.8 111S	1800	2005->	4	2ZZ-GE	1.1		YM8RCP-11U

APPLICATION GUIDE PASSENGER & LIGHT COMMERCIAL VEHICLES

MAKE	MODEL	ENGINE CAP.	YEAR	CYL.	ENGINE	GAP	RECOMMENDED	ALTERNATIVE
ELISE	1.8 FI K SERIES	1800	2005->	4		1.1	PM8RC-11	YM8RCP-11U
ESPRIT	2.0 S3	2200	1985->	4	912	0.8	YH8RCP-8U	CH8P-8S
ESPRIT	2.2 TURBO HC	2200	1986->	4	910	0.8	YH8RCP-8U	CH8P-8S
ESPRIT	3.5 LX V8	3500	1996->	8	918	0.7	YM8RCS5-9D	
EXCEL	2.2 S	2200	1983->	4	912	0.8	YH8RCP-8U	CH8P-8S
EXCEL	2.2 SA, SE	2200	1986->	4	912S	0.8	YH8RCP-8U	

MAHINDRA

SCORPIO	2.0 I	2000	2006->	4	F4R	1.1	PM8RC-11	YM8RCP-11U
---------	-------	------	--------	---	-----	-----	----------	------------

MANDARIN

SOYAT	2.0 I	2000	2007->	4	3Y	0.8	YH7RCP-8U	CH7P-8
-------	-------	------	--------	---	----	-----	-----------	--------

MASERATI

222	2.0 L	2000	1989->	4	AM 471	0.8	YH8RCP-8U	
222	2.8 IE COUPE	2800	1998->1992	6	V690 SOHC	0.7	YFM9RCP-9U	
228	2.8 TURBO	2800	1988->1989	6	AM 473	0.8	YH8RCP-8U	
228	2.8 TURBO	2800	1990->	6		0.7	YFM9RCP-9U	
422	2.0 I	2000	1988->	6	AM471	0.8	YH8RCP-8U	
430	2.8 LX	2800	1988->	6	AM473	0.8	YH8RCP-8U	
QUATTROPORTE	2.8 LX	2800	1988->	8	AM473	0.8	YH8RCP-8U	
SPYDER	2.0 L	2000	1985->1987	4	452	0.8	YH8RCP-8U	
SPYDER	2.8 R V6	2800	1990->	6	SOHC	0.7	YFM9RCP-9U	

MAZDA

130	1.6 STING , HATCH	1300	1991->	4	B3	0.8	YH7RCP-8U	CH7P-8
160	1.6 L	1600		4	F6	0.8	YH7RCP-8U	CH7P-8
160	1.6 STING , HATCH	1600	1991->	4	F6	0.8	YH8RCP-8U	CH8P-8S
323	1.3 L,S	1300	1981->1991	4	E3 + B3	0.8	YH7RCP-8U	CH7P-8
323	1.3 S MIDGE, STING, HATCH	1300	1991->	4	B3	0.8	YH7RCP-8U	CH7P-8
323	1.4 GLC	1400	1979->1981	4	B3	0.8	YH8RCP-8U	CH8P-8S
323	1.5 GLC, SL HATCH	1500	1981->1988	4	E5	0.8	YH7RCP-8U	CH7P-8
323	1.5 SL	1500	1985->1988	4	B5	0.8	YH8RCP-8U	CH8P-8S
323	1.6 EGI	1600	1985->1988	4	B6	0.8	YH8RCP-8U	CH8P-8S
323	1.6 I MIDGE, STING	1600	1991->	4	B6/F6	0.8	YH8RCP-8U	CH8P-8S
323	2.0 E 8V	2000	1991->1995	4	FE	0.8	YH7RCP-8U	CH7P-8
323	2.0 EGI,SLI	2000	1989->1991	4	FE	0.8	YH8RCP-8U	CH8P-8S
323	2.0 I 16V EGI DOHC	2000	1991->1994	4	FE T/C	0.8	YM8RCP-9U	YM8RCP-9U
323	2.0 SLE	2000	1989->1991	4	FE	0.8	YH7RCP-8U	CH7P-8
626	1.6 L,S	1600	1983->1989	4	F6	0.8	YH8RCP-8U	CH8P-8S
626	1.8 L	1800	1989->1992	4	F8	0.8	YH7RCP-8U	CH7P-8
626	2.0 EGI	2000		4	FE	0.8	YH8RCP-8U	CH8P-8S
626	2.0 I	2000	2000->	4	FS	1.1		YM8RCP5-11U
626	2.0 I	2000	2000->	4	FS	1.1		YM8RCP5-11U
626	2.0 I 16V	2000	1993->1996	4	FS	1.1	YM8RCP-11U	
626	2.0 I V6	2000	1993->1996	6	KF	0.8	YM8RCP-9U	
626	2.0 SL	2000	1989->1992	4	FE	0.8	YH7RCP-8U	CH7P-8
626	2.0 SLE 12V	2000	1990->1991	4	FE	0.8	YM8RCP-9U	
626	2.0 SLI 8V SOHC	2000	1987->1989	4	FE	0.8	YH8RCP-8U	CH8P-8S
626	2.5 I V6	2500	1993->1996	6	KL	1.1	YM8RCP-11U	
ASTINA	1.8 SE 16V	1800	1995->1999	4	BPD	0.8	YM7RCP-8U	
B1600	1.6 E	1600	1971->1991	4	F6	0.8	YH7RCP-8U	CH7P-8
B1800	1.8 L	1800	1991->1996	4	VC, F8	0.8	YH7RCP-8U	CH7P-8
B2000	2.0 L	2000	1986->1991	4	FE	0.8	YH7RCP-8U	CH7P-8
B2000	2.0 S	2000	1982->1986	4	MA	0.8	YH7RCP-8U	CH7P-8

APPLICATION GUIDE PASSENGER & LIGHT COMMERCIAL VEHICLES

MAKE	MODEL	ENGINE CAP.	YEAR	CYL.	ENGINE	GAP	RECOMMENDED	ALTERNATIVE
B2200	2.2 I 12V	2200	1991->2000	4	F2	0.8	YM8RCP-9U	
B2300	2.3 I	2300	2009->	4	L4	1.3	IS8RC-13P	YS8RCP-13U
B2600	2.6 4 X 4	2600	1988->1995	4	4G54	0.8	YH7RCP-8U	CH7P-8
B2600	2.6 CARB	2600	1990->1992	4	AM	0.8	YM8RCP-9U	
B2600	2.6 LE	2600	1990->1996	4	G6	1.1	YM7RCP5-11U	
B3000	3.0 MAGNUM	3000	1994->1996	6	ESSEX	0.8	YH8RCP-8U	
BT-50	2.6 I	2600	2007->	4		0.8	YM7RCP-8U	
DRIFTER	1.8 E	1800	2000->	4	F8	0.8	YH7RCP-8U	CH7P-8
DRIFTER	2.2 S	2200	2000->	4	F2	0.8	YM8RCP-9U	
DRIFTER	2.6 12V	2600	2000->	4	G63	0.8	YM7RCP-8U	
ETUDE	180 SE 16V	1800	1995->	4	BPD	0.8	YM7RCP-8U	
ETUDE	1.6 E 16V	1600	1995->	4	B6D	0.8	YM7RCP-8U	
ETUDE	1.6 IE	1600	2000->	4	ZM	1.1	YM7RCP5-11U	
ETUDE	1.8 ISE	1800	2000->	4	FP	1.1	CM7RP-11	
F1000	1.0 LCV	1000		4		0.8	YH8RCP-8U	CH8P-8S
F1300	1.3 LCV	1300		4		0.8	YH8RCP-8U	CH8P-8S
MARATHON	2.2 BUS	2200	1996->	4	F2	0.8	YH7RCP-8U	CH7P-8
MARATHON	2.2 B	2200	1991->	4	F2	0.8	YH7RCP-8U	CH7P-8
MAZDA 2	1.3 I	1300	2007->	4	ZJ-VE	1.1		CM7RP-11
MAZDA 2	1.4 I	1400	2007->	4	ZJ-VEM	1.1		CM7RP-11
MAZDA 2	1.5 I	1500	2007->	4	ZY-VE	1.1		CM7RP-11
MAZDA 3	1.6 I	1600	2004->2009	4	Z6	1.1		CM7RP-11
MAZDA 3	2.0 I	2000	2004->2009	4	LF-DE	1.3	IS8RC-13P	YS8RCP-13U
MAZDA 3	2.0 I	2000	2010->	4	LA	1.3	PSJ7RC-13	
MAZDA 3	2.3 I	2300	2005->	4	SP23 L4	1.3	IS8RC-13P	YS8RCP-13U
MAZDA 3	2.3 I	2300	2006->	4	L4,FI	1.3	PSJ7RC-13	
MAZDA 3	2.5 S	2500	2010->	4	LA	1.3	PSJ7RC-13	
MAZDA 5	2.0 I	2000	2005->	4	LF-VE	1.3	PSJ7RC-13	
MAZDA 6	2.0 I	2000	2003->2005	4	LF-DE	1.3	IS8RC-13P	YS8RCP-13U
MAZDA 6	2.0 I	2000	2007->	4		1.3	IS8RC-13P	YS8RCP-13U
MAZDA 6	2.3 I	2300	2003->2005	4	L3-VE	1.3	IS8RC-13P	YS8RCP-13U
MAZDA 6	2.3 I	2300	2008->	4	L3-VE	1.3	PSJ7RC-13	
MAZDA 6	2.5 I	2500	2008->	4	S-VT/ L5-VE	1.3	PSJ7RC-13	
MX-5	1.6 I	1600	1990->1993	4	B6	1.1	YM8RCP-11U	
MX-5	1.8 I	1800	2001->2005	4	BPZE	1.1	CM7RP-11	
MX-5	1.8 I	1800	2006->	4		1.3	IS8RC-13P	YS8RCP-13U
MX-6	2.5 I V6	2500	1993->1998	6	KL	1.1	YM7RCP5-11U	
RUSTLER	1.3 L	1300	1994->2002	4	KENT, B3	0.8	YH8RCP-8U	CH8P-8S
RUSTLER	1.4 S	1400	1986->1993	4	CVH	0.8	YM8RCP-9U	YM8RCP-9U
RUSTLER	1.6 I	1600	1994->	4	B6	0.8	YH8RCP-8U	CH8P-8S
RUSTLER	1.6 L	1600	1986->1991	4	CVH	0.8	YM8RCP-9U	YM8RCP-9U
SOHO	1.3 I 121	1300	1997->1998	4	HCS ENDURA	0.8	YS8RCP-8U	
SOHO	1.4 I 121	1400	1998->	4	CVH	0.8	YM8RCP-9U	YM8RCP-9U
T2000	2.0 LCV	2000	1981->1985	4	VA	0.8	YH8RCP-8U	CH8P-8S
MEIYA								
PICK-UP	2.2 I	2200	2008->	4		0.8	YH8RCP-8U	CH8P-8S
MERCEDES BENZ								
190	W201	2000	1985->1994	4	M102.962	0.8	YS8RCP-8U	YS8RCP-8U
190	W201	2300	1993->1994	4	M102.985	0.8	YS8RCP-8U	YS8RCP-8U
200	W123	2000	1981->1986	4	M102.920	0.8	YS8RCP-8U	YS8RCP-8U
200	W124	2000	1986->1990	4	M102.922	0.8	YS8RCP-8U	YS8RCP-8U
200E	W124	2000	1990->1993	4	M102.963	0.8	YS8RCP-8U	YS8RCP-8U
200E,CE,TE	W124	2000	1990->1993	4	M111.940	0.8		YM8RCP-9U



APPLICATION GUIDE PASSENGER & LIGHT COMMERCIAL VEHICLES

MAKE	MODEL	ENGINE CAP.	YEAR	CYL.	ENGINE	GAP	RECOMMENDED	ALTERNATIVE
200T	W123	2000	1990->	4	M102.920	0.8	YS8RCP-8U	YS8RCP-8U
220E,CE,TE	W124	2200	1992->1993	4	M111.960	0.8		YM8RCP-9U
230	W123	2300	1977->	4	M102.115	0.8	YH7RCP-8U	CH7P-8
230E,TE,CE	W123	2300	1981->1986	4	M102.980	0.8	YS8RCP-8U	YS8RCP-8U
230E,TE,CE	W124	2300	1986->1993	4	M102.982	0.8	YS8RCP-8U	YS8RCP-8U
250	W123	2500	1977->1980	6	M123.920	0.8	YH7RCP-8U	CH7P-8
260E	W124	2600	1986->1992	6	M103.940	0.8	YS8RCP-8U	YS8RCP-8U
280E, CE	W123	2800	1977->1986	6	M110.984	0.8	YH8RCP-8U	CH8P-8S
280E,TE	W124	2800	1993->1995	6	M104.942	0.8		YM8RCP-9U
280S	W116	2800	1973->1981	6	M110.922	0.8	YH8RCP-8U	CH8P-8S
280SE	W116	2800	1973->1981	6	M110.983	0.8	YH8RCP-8U	CH8P-8S
280SE	W126	2800	1987->	6	M110.989	0.8	YH8RCP-8U	CH8P-8S
280SL	W107	2800	1990->	6	M110.990	0.8	YH8RCP-8U	CH8P-8S
280TE	W123	2800	1990->	6	M110.984	0.8	YH8RCP-8U	CH8P-8S
300E	W124	3000	1987->1993	6	M103.983	0.8	YS8RCP-8U	YS8RCP-8U
300SE	W126	3000	1986->1992	6	M103.981	0.8	YS8RCP-8U	YS8RCP-8U
320E	W124	3200	1993->	6	M104.992	0.8		YM8RCP-9U
350SE	W116	3500	1972->1976	8	M116.983	0.8	YH8RCP-8U	CH8P-8S
350SE	W116	3500	1976->1980	8	M116.983	0.8	YH8RCP-8U	CH8P-8S
380SE	W126	3800	1979->1985	8	M116.963	0.8	YH8RCP-8U	CH8P-8S
420SE	W126	4200	1986->1989	8	M116.965	0.8	YH8RCP-8U	CH8P-8S
450SL	W116	4500	1977->1980	8	M117.982	0.8	YH8RCP-8U	CH8P-8S
450SLC	W116	4500	1977->1980	8	M117.982	0.8	YH8RCP-8U	CH8P-8S
500SE	W126	5000	1989->1992	8	M117.941,963,965	0.8	YH8RCP-8U	CH8P-8S
500SL	W129	5000	1992->1993	8	M119.972	0.8		YM8RCP-9U
600SEL	W140	6000	1991->1993	12	M120.980	0.8		YM8RCP-9U
A160	W168 CLASSIC	1600	2000->	4	M166.960	1	YM8RCS5-10T	
A190	W168 ELEGANCE	1900	1999->	4	M166.990	1	YM8RCS5-10T	
A210	W168	2000	2002->	4	M166.995	1	YM7RCS5-10T	
C180	W203 KOMPRESSOR	1800	2003->2006	4	M271.940	0.8	IMJ8RC4-8P	YMJ8RCP-11U
C200	W203 CGI KOMPRESSOR	1800	2003->2006	4	M271.942	0.8	IMJ8RC4-8P	YMJ8RCP-11U
C230	C230 W203	1800	2004->	4	M271.948	0.8	IMJ8RC4-8P	YMJ8RCP-11U
C230	C230K W202 SPORTS-COUPE	2300	1996->2000	4	M111.975	1	YM8RCS5-10T	
C230	C230K W204	2500	2007->	6	M272.911,M272.921	0.8	PFJ9RC-9	
C240	W202 V6 ELEGANCE	2400	1998->2000	6	M112.910	1.1	PM7RC-11	CM7RP-11
C240	W203 V6 ELEGANCE	2600	2001->2005	6	M112.912	1.1	PM7RC-11	CM7RP-11
C280	W202	2800	1994->2000	6	M112.920	1.1	PM7RC-11	CM7RP-11
C280	W203	3000	2007->	6	M272.941	0.8	PFJ9RC-9	
C280	W204	3000	2007->	6	M272.947,M272.948	0.8	PFJ9RC-9	
C350	W203	3500	2005->	6	M272.960,970	0.8	PFJ9RC-9	
CL500	W216	5500	2006->	8	M273.961	0.8	PFJ9RC-9	
CL55	W215 AMG KOMPRESSOR	5500	2001->	8	M113.991	0.8	IMJ8RC4-8P	YMJ8RCP-11U
CL63	W216 AMG	6300	2006->	8	M156.984	1		YNF9RCP-9U
CLC 180	W203 KOMPRESSOR	1800	2008->	4	M271.946	0.8	IMJ8RC4-8P	YMJ8RCP-11U
CLC 230	W203	2500	2008->	6	M272.920	0.8	PFJ9RC-9	
CLC 350	W203	3500	2008->	6	M272.960	0.8	PFJ9RC-9	
CLK230	W208 KOMPRESSOR	2300	1998->2000	4	M111.973	1	YM8RCS5-10T	
CLK350	W209	3500	2006->	6	M272.960	0.8	PFJ9RC-9	
CLK430	W208 ELEGANCE	4300	2000->	8	M113.943	1.1	PM7RC-11	CM7RP-11
CLK500	W209	5000	2002->	8	M113.968	1.1	PM7RC-11	CM7RP-11
CLK500	W209	5500	2006->	8	M273.967	0.8	PFJ9RC-9	
CLS350	W219	3500	2004->	6	M272.964	0.8	PFJ9RC-9	
CLS500	W219	5000	2006->	8	M113.967	1.1	PM7RC-11	CM7RP-11
CLS500	W219	5000	2006->	8	M273.960	0.8	PFJ9RC-9	
CLS55	W219	5500	2006->	8	M113.990	0.8	IMJ8RC4-8P	YMJ8RCP-11U



APPLICATION GUIDE PASSENGER & LIGHT COMMERCIAL VEHICLES

MAKE	MODEL	ENGINE CAP.	YEAR	CYL.	ENGINE	GAP	RECOMMENDED	ALTERNATIVE
E200	W211 KOMPRESSOR	1800	2006->2006	4	M271.956	0.8	IMJ8RC4-8P	YMJ8RCP-11U
E240	W210	2600	2000->2003	6	M112.914	1.1	PM7RC-11	CM7RP-11
E240	W210 ELEGANCE	2400	1997->1999	6	M112.911	1.1	PM7RC-11	CM7RP-11
E240	W211	2600	2003->	6	M112.917	1.1	PM7RC-11	CM7RP-11
E240	W211 V6	2600	2001->	6	M112.913	1.1	PM7RC-11	CM7RP-11
E280	W210	2800	1997->	6	M112.921	1.1	PM7RC-11	CM7RP-11
E280	W211	3000	2006->	6	M272.944	0.8	PFJ9RC-9	
E320	W210	3200	1996->1997	6	M112.941	1.1	PM7RC-11	CM7RP-11
E350	W211	3500	2004->	6	M272.964	0.8	PFJ9RC-9	
E350	W211 4 MATIC	3500	2004->	6	OM272.972	0.8	PFJ9RC-9	
E430	W210 ELEGANCE	4300	1998->2003	8	M113.940	1.1	PM7RC-11	CM7RP-11
E500	W211	5500	2006->	8	M273.960,2	0.8	PFJ9RC-9	
E500	W212	5000	2009->	8	OM273.971	0.8	PFJ9RC-9	
E55	W211 AMG	5500	2002->	8	M113.990	0.8	IMJ8RC4-8P	YMJ8RCP-11U
E63	W211 AMG	6300	2006->	8	M156.983	1		YNF9RCP-9U
G55	5.5 W 463	5500	2004->	8	M113.993	0.8	IMJ8RC4-8P	YMJ8RCP-11U
GL450	4.5 W 164	4500	2007->	8	M273.923	0.8	PFJ9RC-9	
GL500	5.5 W 164	5500	2006->	8	M273.963	0.8	PFJ9RC-9	
ML	3.2 W163	3200	2000->	6	M112.942	1.1	PM7RC-11	CM7RP-11
ML	3.5 W164	3500	2007->	6	M272.967	0.8	PFJ9RC-9	
ML	4.3 W163	4300	2000->	8	M113.942	1.1	PM7RC-11	CM7RP-11
ML	5.0 W164	5000	2006->	8	M113.964/5	1.1	PM7RC-11	CM7RP-11
ML	6.3 W164 AMG	6300	2006->	8	M156.980	1		YNF9RCP-9U
R 63	W251 AMG	6300	2006->	8	M156.980	1		YNF9RCP-9U
R 300	W251	3000	2009->	6	M272.945	0.8	PFJ9RC-9	
R 350	W251	3500	2007->	6	M272.967	0.8	PFJ9RC-9	
R 500	W251	5500	2007->	8	M273.963	0.8	PFJ9RC-9	
S320	W140	3200	1993->1994	6	M104.990	0.8	YM8RCP-9U	YM8RCP-9U
S350	W221	3500	2005->	6	M272.965	0.8	PFJ9RC-9	
S420	W140	4200	1996->1998	8	M119.971	0.8	YM8RCP-9U	YM8RCP-9U
S430	W220	4300	2000->	8	M113.941	1.1	PM7RC-11	CM7RP-11
S500	W140	5000	1993->1999	8	M119.970	0.8	YM8RCP-9U	YM8RCP-9U
S500	W221	5000	2006->	8	M273.961	0.8	PFJ9RC-9	
S55	W220 AMG KOMPRESSOR	5500	2003->	8	M113.991	0.8	IMJ8RC4-8P	YMJ8RCP-11U
S600	W140	6000	1996->2000	12	M120.980	0.8	YM8RCP-9U	YM8RCP-9U
S63	W221	5500	2006->	8	M156.984	1		YNF9RCP-9U
SL500	W129	5000	1998->	8	M113.961	1.1	PM7RC-11	CM7RP-11
SL500	W230	5500	2006->	8	M273.965	0.8	PFJ9RC-9	
SL55	W230 AMG	5500	2002->	8	M113.992	0.8	IMJ8RC4-8P	YMJ8RCP-11U
SL600	W129	6000	1998->	12	M120.983	1.1	PM7RC-11	CM7RP-11
SL63	W230	5500	2008->	8	M156.981	1		YNF9RCP-9U
SL73	W129 AMG	7300	1999->	12	M120.E73	1.1	PM7RC-11	CM7RP-11
SLK200	W170	2000	1997->2000	4	M111.943	1	YM8RCS5-10T	
SLK200	W171	1800	2004->2006	4	M271.944	0.8	IMJ8RC4-8P	YMJ8RCP-11U
SLK230	W170	2300	1997->2000	4	M111.973	0.8	YM8RCP-9U	
SLK350	W171	3500	2007->	6	M272.963	0.8	PFJ9RC-9	
SLR	W199	5400	2006->	8	M155.980	0.8	IMJ8RC4-8P	YMJ8RCP-11U
VIANO	W639	3500	2007->	6	M272.979	0.8	PFJ9RC-9	
VITO	1141	2300	1996->2003	4	M111.978	1	YM7RCS5-10T	

MG

TF-SERIES	1.6 I	1800	2003->	4		1.1	PM8RC-11	YM8RCP-11U
TF-SERIES	1.8 I	1800	2003->	4		1.1	PM8RC-11	YM8RCP-11U
TF-SERIES	1.8 I K- SERIES	1800	2002->	4		1.1	PM8RC-11	YM8RCP-11U

APPLICATION GUIDE PASSENGER & LIGHT COMMERCIAL VEHICLES

MAKE	MODEL	ENGINE CAP.	YEAR	CYL.	ENGINE	GAP	RECOMMENDED	ALTERNATIVE
ZR-SERIES	1.2 L	1800	2003->	4	K	1.1	PM8RC-11	YM8RCP-11U
ZR-SERIES	1.6 S	1800	2003->	4	K VVC	1.1	PM8RC-11	YM8RCP-11U
ZS180	2.5 SX	2500	2001->	6	KV6	1.1	PM8RC-11	YM8RCP-11U
ZT-SERIES	1.6 TURBO	1800	2003->	4	K	1.1	PM8RC-11	YM8RCP-11U
ZT-SERIES	1.9 FI	2500	2003->	6	KV6	1.1	PM8RC-11	YM8RCP-11U

MINI

MINI COOPER	1.6 CVT	1600	2002->	4	W10.B16	0.8	IM8RC-8P	
MINI COOPER	1.6 S 16V	1600	2003->	4	W11.B16	0.8	IM8RC-8P	
MINI COOPER S	1.6 SUPER CHARGED	1600	2002->2007	4	W11 B16A 170 BHP	0.8	IM8RC-8P	

MITSUBISHI

COLT	1.6 L	1600	1994->1998	4	4G32	0.8	YH8RCP-8U	CH8P-8S
COLT	2.0 I	2000	1998->	4	4G63	0.8	YH8RCP-8U	CH8P-8S
COLT	2.0 L	2000	1994->1998	4	4G63	0.8	YH8RCP-8U	CH8P-8S
COLT	2.4 I HI-LINE	2400	1998->	4	4G64	0.8	YM7RCP-8U	
COLT	2.6 SE	2600	1995->	4	4G54	0.8	YH7RCP-8U	CH7P-8
COLT	3.0 V6	3000	1994->1997	6	6G72	1.1	YH7RCP-11U	
COLT	3.0 V6	3000	1998->	6	6G7E2	1.1	PM8RC-11	YM8RCP-11U
COLT GALANT	1.6 GL	1600	1977->1984	4	4G32	0.8	YH7RCP-8U	CH7P-8
COLT GALANT	2.0 GLX	2000	1977->1984	4	4G52	0.8	YH7RCP-8U	CH7P-8
COLT GALANT	2.6 L	2600	1979->1984	4	4G54	0.8	YH7RCP-8U	CH7P-8
GT	3.0 GT V6	3000	1999->	6		1.1	PM9RC-10	YM8RCP-11U
L 300	1.6 H	1600	1982->1985	4	4G32	0.8	YH7RCP-8U	CH7P-8
L 300	1.8 H	1800	1983->1987	4	4G62	0.8	YH8RCP-8U	CH8P-8S
L 300	2.0 LWB, HI	2000	1987->	4	4G63	0.8	YH8RCP-8U	CH8P-8S
L 300	2.0 STAR WAGON	2000	1985->1995	4	4G63	0.8	YH8RCP-8U	CH8P-8S
LANCER	1.6 GLX	1600	2003->	4	4G18	1.1	CM7RP-11	
PAJERO	1.6 I	1600	1999->2002	4	4G18	0.8	YM8RCP-9U	
PAJERO	1.8 I	1800	1999->2002	4	4G93	0.8	YM8RCP-9U	
PAJERO	3.0 GLS V6	3000	1989->1992	6	6G72	1.1	YH7RCP-11U	
PAJERO	3.0 I	3000	1993->2000	6	6G72	1.1	PM9RC-10	YM8RCP-11U
PAJERO	3.5 GLS V6	3500	1995->2000	6	6G74	1.1	YM8RCP-11U	
PAJERO	3.5 GLS V6	3500	2000->2004	6	6G74	1.1	PM8RC-11	YM8RCP-11U
SHOGUN	3.0 I	3000	1991->1994	6	6G72	1.1	YH7RCP-11U	
SHOGUN	3.0 I	3000	1994->	6	6G72	1.1	PM9RC-10	YM8RCP-11U
SPACE GEAR	2.4 GLX	2400		4		1.1	CM7RP-11	
TREDIA	1.4 S	1400	1983->1986	4	4G12	0.8	YH7RCP-8U	CH7P-8
TREDIA	1.6 SL	1600	1983->1986	4	4G32	0.8	YH7RCP-8U	CH7P-8
TREDIA	1.8 SL,SLX	1800	1983->1986	4	4G62	0.8	YH7RCP-8U	CH7P-8
TRITON	2.4 I	2400	2006->	4	4G64	1.1	CM7RP-11	
TRITON	3.5 I	3500	2011->	6	6G74	1.1	PM7RC-11	CM7RP-11

MORGAN

AERO 8	4.4 L	4400	2003->	8	BMW M62B44	0.8	IM8RC-8P	
4	2.0 L	2000	2002->	4	ROVER T16	0.8	YM8RCP-9U	

NISSAN

1 TONNER	1.6 K	1600	1988->1999	4	L16	0.8	YH7RCP-8U	CH7P-8
1 TONNER	1.8 S	1800	1988->1995	4	L18	0.8	YH8RCP-8U	CH8P-8S
1 TONNER	2.4 L	2400	1988->1999	4	Z24	0.8	YH8RCP-8U	CH8P-8S
1 TONNER	3.0 V6	3000	1990->2002	6	VG30E	0.8	YM8RCP-9U	

APPLICATION GUIDE PASSENGER & LIGHT COMMERCIAL VEHICLES

MAKE	MODEL	ENGINE CAP.	YEAR	CYL.	ENGINE	GAP	RECOMMENDED	ALTERNATIVE
120	1.2 Y - DL,SDX	1200	1972->1980	4	A12	0.8	YH7RCP-8U	CH7P-8
1200	1.2 H	1200	1977->1980	4	A12	0.8	YH7RCP-8U	CH7P-8
140	1.4 Y - GX	1400	1975->	4	L14	0.8	YH7RCP-8U	CH7P-8
140	1.4 Y - SDX	1400	1975->	4	A14	0.8	YH7RCP-8U	CH7P-8
1400	1.4 L	1400	1980->	4	A14	0.8	YH7RCP-8U	CH7P-8
160	1.6 Z - COUPE	1600	1975->	4	L16	0.8	YH7RCP-8U	CH7P-8
160J	1.6 Y - GX COUPE	1600	1980->	4	L16	0.8	YH7RCP-8U	CH7P-8
1800	1.8 KINGCAB 4 X4	1800	1980->	4	L18	0.8	YH8RCP-8U	CH8P-8S
1800J	1.8 J GL,SSS	1800	1972->	4	L18T	0.8	YH8RCP-8U	CH8P-8S
1800J	1.8 J SNG CARB	1800	1972->	4	L18S	0.8	YH8RCP-8U	CH8P-8S
200SX	1.8 TURBO	1800	1991->1995	4	CA18DET	1.1	YM8RCP-11U	
200SX	2.0 TURBO	2000	1997->	4	SR20DET	0.9		YM8RCP-9U
2200	2.2 TRACKER 4 X4	2200	1982->1983	4	Z22	0.8	YH8RCP-8U	CH8P-8S
280ZX	2.8 ZX	2800	1981->1983	6	L28E	1.1	YH8RCP-11U	YH8RCP-11U
300ZX	3.0 NON TURBO	3000	1984->1989	6	VG30E	1.1	YM8RCP-11U	
300ZX	3.0 TURBO	3000	1990->	6	VG30ET	1.1	YM8RCP-11U	
300ZX	3.0 TWIN TURBO	3000	1991->1994	6	VG30DETT	1.1	YM8RCP-11U	
350Z	3.5 ROADSTER	3500	2006->	6	VQ35DE	1.1		YMJ7RCP-11U
620	2.2 DATSUN	2200	1986->	6	Z22	0.8	YH8RCP-8U	CH8P-8S
720	1.8 LCV	1800	1988->	4	L18	0.8	YH7RCP-8U	CH7P-8
ALMERA	1.6 16V	1600	2001->	4	QG16DE	1.1	CM7RP-11	
ALMERA	1.8 16V	1800	2000->2003	4	QG18DE	1.1	YM8RCP-11U	
ARMADA	5.6 V8	5600	2007->	8	VK56DE	1.1		YMJ7RCP-11U
CUBE	1.6 16V	1600	2011->	4	HR16DE	1.1	INF8RC-11P	
CUBE	1.8 16V	1800	2010->	4	MR18DE	1.1	INF8RC-11P	
E20	1.8 EKONOVAN	1800	1981->1996	4	L18	0.8	YH8RCP-8U	CH8P-8S
E20	2.0 EKONOBUS	2000	1973->1981	4	H20	0.8	YH8RCP-8U	CH8P-8S
ECONOBUS	1.8 BUS,LCV	1800	1986->	4	L18	0.8	YH8RCP-8U	CH8P-8S
HARDBODY	1.6 I	1600	1999->2002	4	NA16	0.8	YH8RCP-8U	CH8P-8S
HARDBODY	2.0 I	2000	1999->2002	4	NA20	0.8	YH8RCP-8U	CH8P-8S
HARDBODY	2.0 I 16V	2000	2002->	4	KA20DE	1.1	YM8RCP-11U	
HARDBODY	2.4 12V	2400	2002->	4	KA24E	1.1	CM7RP-11	
HARDBODY	2.4 16V	2400	1999->2002	4	Z24	0.8	YH8RCP-8U	CH8P-8S
HARDBODY	2.4 16V	2400	2003->	4	KA24	1.1	CM7RP-11	
HARDBODY	3.0 I V6	3000	1999->2002	6	VG30E	0.8	YM8RCP-9U	
HARDBODY	3.3 I	3300	2002->	6	VG33E	1.1	YM8RCP-11U	
INFINITI	4.5 V8	4500	1995->	8	VH45DE	1.1	YM8RCP-11U	
LANGLEY	1.3 GL	1300	1986->1987	4	E13	0.8	YH7RCP-8U	CH7P-8
LANGLEY	1.5 EXA TURBO,SSS,TREBON	1500	1984->1987	4	E15T	0.8	YH8RCP-8U	CH8P-8S
LANGLEY	1.5 GL,L,SGL	1500	1983->1987	4	E15	0.8	YH8RCP-8U	CH8P-8S
LAUREL	2.0 G	2000	1980->1983	4	L20	0.8	YH8RCP-8U	CH8P-8S
LAUREL	2.8 GL,L	2800	1978->1985	6	L28 (CARB)	0.8	YH8RCP-8U	CH8P-8S
LAUREL	2.8 SGL	2800	1986->1987	6	L28E FUEL INJ	1.1	YH8RCP-11U	YH8RCP-11U
LIVINA	1.6 I	1600	2007->	4	L10	1.1	INF8RC-11P	
MAXIMA	2.0 QX	2000	1997->	6	VQ20DE	1.1	PM8RC-11	YM8RCP-11U
MAXIMA	3.0 E,SE	3000	1991->1996	6	VG30E	1.1	YM8RCP-11U	
MAXIMA	3.0 QX	3000	2000->	6	VQ30DE	1.1	PM8RC-11	YM8RCP-11U
MICRA	1.4 K12	1400	2005->	4	CR14DE	1.1		YMJ7RCP-11U
MURANO	3.5 I	3500	2002->2007	6	VQ35DE	1.1		YMJ7RCP-11U
NAVARA	4.0 I	4000	2005->	6	VQ40DE	1.1		YMJ7RCP-11U
NP200	1.6 16V	1600	2008->	4	K7MF F11L	0.8	YM8RCS5-9D	
NP300	2.4 4X4, 4X2	2400	1999->	4	KA24	1.1	CM7RP-11	
NP300	2.4 I	2400	2001->	4	KA24DE	1.1	CM7RP-11	
PATHFINDER	4.0 I	4000	2005->	6	VQ40DE	1.1		YMJ7RCP-11U
PATROL	4.0 I	4000	1974->1980	6	P40	0.8	YH8RCP-8U	CH8P-8S
PATROL	4.2 I	4200	1994->	6	TB42E	0.8	YH8RCP-8U	CH8P-8S



APPLICATION GUIDE PASSENGER & LIGHT COMMERCIAL VEHICLES

MAKE	MODEL	ENGINE CAP.	YEAR	CYL.	ENGINE	GAP	RECOMMENDED	ALTERNATIVE
PATROL	4.5 I	4500	1998->	6	TB45E	1.1	YH8RCP-11U	
PRIMERA	1.6 SI	1600	1998->2000	4	GA16E	1.1	CM7RP-11	
PRIMERA	2.0 SI,GSI,STI	2000	1998->	4	SR20DE	1.1	YM8RCP-11U	
PULSAR	1.3 S	1300	1983->1986	4	E13	0.8	YH7RCP-8U	CH7P-8
PULSAR	1.4 GX,DL	1400	1980->1984	4	A14	0.8	YH7RCP-8U	CH7P-8
PULSAR	1.5 GL,SX,PANACHE	1500	1982->1987	4	E15	0.8	YH8RCP-8U	CH8P-8S
QASHQAI	1.6 I	1600	2007->	4	HR16DE	1.1	INF8RC-11P	
QASHQAI	2.0 I	2000	2007->	4	MR20DE	1.1	INF8RC-11P	
SABRE	1.6 GX,GXI	1600	1994->1997	4	GA16E	0.8	YM8RCP-9U	
SABRE	2.0 GXI	2000	1994->2000	4	SR20DE	0.8	YM8RCP-9U	
SAFARI	2.8 I	2800	1982->1990	6	L28	0.8	YH8RCP-8U	CH8P-8S
SANI	2.4 L	2400	1998->1999	4	Z24	0.8	YH8RCP-8U	CH8P-8S
SANI	3.0 V6	3000	1998->1999	6	VG30E	0.8	YM8RCP-9U	
SENTRA	1.3 GL	1300	1987->1992	4	E13S	0.8	YH7RCP-8U	CH7P-8
SENTRA	1.3 SX	1300	1987->1992	4	L13S	0.8	YH7RCP-8U	CH7P-8
SENTRA	1.4 DEBUT	1400	1992->1997	4	GA14DS	0.8	YM8RCP-9U	
SENTRA	1.4 GX,I,SI,GXI	1400	1992->1997	4	GA14DS	0.8	YM8RCP-9U	
SENTRA	1.6 GL,GX	1600	1987->1992	4	E16S	0.8	YH8RCP-8U	CH8P-8S
SENTRA	1.6 GX	1600	1992->1997	4	GA16DS	0.8	YM7RCP-8U	
SENTRA	1.6 GXEI,SGLI	1600	1987->1992	4	E16E	0.8	YH8RCP-8U	CH8P-8S
SENTRA	1.6 SE,SI,GSI,GXI	1600	1992->1996	4	GA16E	0.8	YM8RCP-9U	
SENTRA	1.6 SI,GSI,GXI	1600	1997->2000	4	GA16DNE	0.8	YM8RCP-9U	
SENTRA	1.8 16V EX	1800	1989->1992	4	CA18DE	1.1	YM8RCP-11U	
SENTRA	2.0 STI,GSI	2000	1992->1997	4	SR20DE	0.8	YM8RCP-9U	
SKYLINE	1.8 L	1800	1982->1987	4	L18	0.8	YH8RCP-8U	CH8P-8S
SKYLINE	2.0 GL	2000	1982->1987	4	L20B	0.8	YH8RCP-8U	CH8P-8S
SKYLINE	2.0 GL,GLE	2000	1987->1992	4	CA20S	0.8	YM8RCP-9U	YM8RCP-9U
SKYLINE	2.0 SGLI	2000	1987->	4	RB20E	1.1	CM7RP-11	
SKYLINE	2.8 GTX,SGLI	2800	1982->1987	6	L28E	1.1	YH8RCP-11U	YH8RCP-11U
SKYLINE	2.8 GT,GLX,SGL	2800	1983->1986	6	L28H	0.8	YH8RCP-8U	CH8P-8S
SKYLINE	3.0 SGLI	3000	1987->1992	6	RB30E	1.1	YM8RCP-11U	
STANZA	1.6 S	1600	1978->1983	4	L16S	0.8	YH7RCP-8U	CH7P-8
STANZA	1.8 SSS,GL	1800	1978->1983	4	L18,T,S	0.8	YH8RCP-8U	CH8P-8S
STANZA DL	1.6 S	1600	1978->1983	4	L16S OHC	0.8	YH7RCP-8U	CH7P-8
STANZA GL	1.8 L	1800	1978->1983	4	L18T	0.8	YH8RCP-8U	CH8P-8S
X-TRAIL	2.0 I	2000	2001->	4	QR20DE	1.1	YMJ7RCP-11U	
X-TRAIL	2.0 I	2000	2007->	4	MR20DE	1.1		INF8RC-11P
X-TRAIL	2.5 I	2500	2002->2006	4	QR25DE	1.1	YMJ7RCP-11U	
XTERRA	4.0 I	4000	2007->	6	VQ40DE	1.1		YMJ7RCP-11U
OPEL								
ASCONA	1.3 L,GL,GLS	1300	1984->1985	4	13SC	0.8	YH8RCP-8U	CH8P-8S
ASCONA	1.6 GL,GLS	1600	1982->1987	4	OHC	0.8	YH8RCP-8U	CH8P-8S
ASCONA	1.8 GLS	1800	1984->1987	4	OHC	0.8	YH8RCP-8U	CH8P-8S
ASTRA F	1.4 I S	1400	1997->1999	4	14SE	0.8	YM8RCS5-9D	
ASTRA F	1.4 S	1400	1993->1996	4	14NV	0.8	YM8RCS5-9D	
ASTRA F	1.6 I	1600	1993->1994	4	16NZ SOHC	0.8	YH8RCP-8U	
ASTRA F	1.6 I	1600	1994->1995	4	16NZ	0.8	YM8RCS5-9D	
ASTRA F	1.6 I E	1600	1993->1998	4	16 SE SOHC	0.8	YH8RCP-8U	
ASTRA F	1.6 I E,S	1600	1995->1999	4	16SE	0.8	YM8RCS5-9D	
ASTRA F	1.8 I AT	1800	1993->1996	4	18 SE SOHC	0.8	YH8RCP-8U	
ASTRA F	1.8 IE	1800	1996->1999	4	ECOTEC	0.8	YM8RCS5-9D	
ASTRA F	2.0 I	2000	1993->1994	4	20 SEH SOHC	0.8	YH8RCP-8U	
ASTRA F	2.0 I	2000	1995->	4	20SEH	0.8	YM8RCS5-9D	
ASTRA F	2.0 I S	2000	1995->	4	20SEH	0.8	YM8RCS5-9D	
ASTRA F	2.0 I S	2000	1993->1999	4	20 SEH SOHC	0.8	YH8RCP-8U	



APPLICATION GUIDE PASSENGER & LIGHT COMMERCIAL VEHICLES

MAKE	MODEL	ENGINE CAP.	YEAR	CYL.	ENGINE	GAP	RECOMMENDED	ALTERNATIVE
ASTRA F	2.0 IE	2000	1993->1998	4	20 XEH DOHC	0.8	YM8RCP-9U	
ASTRA F	2.0 IE	2000	1993->1998	4	20XELN	0.8	YM8RCS5-9D	
ASTRA F	2.0 ITS	2000	1994->1996	4	20LET DOHC	0.8	YM8RCS5-9T	YM8RCP-9U
ASTRA F	2.0 TS	2000	1993->1996	4	20LET	0.8		YM9RCP-8U
ASTRA G	1.6 CS	1600	2004->	4	Z16XE	0.8	YM8RCS5-9D	
ASTRA G	1.6 CS	1600	2004->	4	Z16XEP	1.1	YM7RCP5-11U	
ASTRA G	1.6 CS,CD,CDE	1600	1999->	4	C16SEL	0.8	YM7RCS5-9D	
ASTRA G	1.8 CDE	1800	2004->	4	Z18XE	0.8	YM8RCS5-9D	
ASTRA G	1.8 CDE,CSE	1800	1999->	4	C18SEL	0.8	YM7RCS5-9D	
ASTRA G	2.0 CDX,CSX	2000	1999->	4	C20SEL	0.8	YM7RCS5-9D	
ASTRA G	2.0 TURBO	2000	2004->	4	Z20LET	0.8	YM8RCS5-9D	
ASTRA G	2.2 CDE	2200	2001->	4	X22XE	0.8	YM7RCS5-9D	
ASTRA G	2.2 CSX	2200	2002->	4	Z22SE	1.3	YSJ7RCP-13U	
ASTRA H	1.4 I	1400	2000->	4	Z14XEP	1.1	YM7RCP5-11U	
ASTRA H	1.6 I	1600	2004->	4	Z16XEP	1.1	YM7RCP5-11U	
ASTRA H	1.8 CD	1800	2006->	4	Z18XER	1.1	YM8RCP5-11U	
ASTRA H	1.8 GTC	1800	2007->	4	Z18XE	1.1	YM7RCP5-11U	
ASTRA H	2.0 GTC TURBO	2000	2005->2006	4	Z20LER	1.1	YM8RCP5-11U	
ASTRA H	2.0 TURBO	2000	2005->	4	Z20LER	1.1	YM8RCP5-11U	
CALIBRA	200 I	2000	1992->	4	20XEH DOHC	0.8	YM8RCP-9U	
COMBO	1.4 I	1400	2004->	4	Z14XEP	1.1	YM7RCP5-11U	
CORSA	1.3 I CHILL,LITE,	1300	1996->2002	4	13NE	0.8	YH8RCP-8U	
CORSA	1.3 I UTILITY PRONTO	1300	1997->2000	4	13NE	0.8	YH8RCP-8U	
CORSA	1.4 I	1400	2002->	4	14SE	0.8	YH7RCP-8U	
CORSA	1.4 I	1400	2002->	4	C14SE	0.8	YH7RCP-8U	
CORSA	1.4 I UTILITY	1400	2000->2004	4	14NE	0.8	YH8RCP-8U	
CORSA	1.6 I S	1600	2002->	4	C16SE	0.8	YH7RCP-8U	
CORSA	1.6 I UTILITY	1600	1997->2004	4	16NE	0.8	YM8RCP-9U	
CORSA	1.6 I, GSI	1600	1998->	4	16NE	0.8	YM8RCP-9U	
CORSA	1.8 I	1800	2002->	4	18SE	0.8	YH7RCP-8U	
CORSA C	1.4 COMBO	1400	2005->2006	4	Z14XE	0.8	YM7RCS5-9D	
CORSA C	1.4 I	1400	2000->	4	Z14XE	0.8	YM7RCS5-9D	
CORSA C	1.4 I	1400	2003->	4	Z14XEP	1.1	YM7RCP5-11U	
CORSA C	1.6 I	1600	2000->	4	Z16SE	0.8	YM7RCS5-9D	
CORSA C	1.8 I	1800	2000->	4	Z18XE	0.8	YM7RCS5-9D	
CORSA C	1.8 I	1800	2000->	4	Z18XE	0.8	YM7RCS5-9D	
CORSA D	1.4 I	1400	2006->	4	Z14XEP	1.1	YM7RCP5-11U	
CORSA D	1.4 I	1400	2007->	4	Z14XEP	1.1	YM7RCP5-11U	
CORSA D	1.8 I	1800	2006->	4	Z18SE	0.8	YH7RCP-8U	
KADETT	1.2 L	1200	1984->1985	4	LVH ,12S SOHC	0.6	CG8P-7	
KADETT	1.3 CUB,GL,LS	1300	1988->1991	4	NVH SOHC	0.8	YH8RCP-8U	CH8P-8S
KADETT	1.3 GL	1300	1980->1985	4	NVH SOHC	0.8	YH8RCP-8U	CH8P-8S
KADETT	1.3 GLS	1300	1980->1985	4	NVH SOHC	0.8	YH8RCP-8U	CH8P-8S
KADETT	1.3 LS	1300	1987->	4	NVH SOHC	0.8	YH8RCP-8U	CH8P-8S
KADETT	1.4 CL	1400	1987->	4	NV SOHC	0.8	YH8RCP-8U	CH8P-8S
KADETT	1.4 CUB	1400	1987->	4	NV SOHC	0.8	YH8RCP-8U	CH8P-8S
KADETT	1.4 I S	1400	1995->	4	14 SE	0.8	YM8RCS5-9D	
KADETT	1.4 L	1400	1993->/1994	4	14NV SOHC	0.8	YH8RCP-8U	CH8P-8S
KADETT	1.4 S	1400	1995->	4	14NV	0.8	YM8RCS5-9D	
KADETT	1.4 S	1400	1993->1994	4	14NV SOHC	0.8	YH8RCP-8U	CH8P-8S
KADETT	1.6 CUB	1600	1990->1993	4	NV	0.8	YH8RCP-8U	CH8P-8S
KADETT	1.6 GLS	1600	1980->1985	4	NVH	0.8	YH8RCP-8U	CH8P-8S
KADETT	1.6 GLS	1600	1985->1985	4	SE	0.8	YH8RCP-8U	CH8P-8S
KADETT	1.6 GLS,GL	1600	1982->	4	NVH	0.8	YH8RCP-8U	
KADETT	1.6 GSE	1600	1996->	4	NVH	0.8	YH8RCP-8U	CH8P-8S
KADETT	1.6 GSE	1600	1987->	4	SV	0.8	YH8RCP-8U	CH8P-8S



APPLICATION GUIDE PASSENGER & LIGHT COMMERCIAL VEHICLES

MAKE	MODEL	ENGINE CAP.	YEAR	CYL.	ENGINE	GAP	RECOMMENDED	ALTERNATIVE
KADETT	1.6 GSI	1600	1990->1991	4	SE	0.8	YH8RCP-8U	
KADETT	1.6 I	1600	1993->1994	4	16NZ SOHC	0.8	YH8RCP-8U	CH8P-8S
KADETT	1.6 I	1600	1994->1998	4	16NZ	0.8	YM8RCS5-9D	
KADETT	1.6 I S	1600	1995->1998	4	16SE	0.8	YM8RCS5-9D	
KADETT	1.8 GLX	1800	1985->1987	4	1.8SE SOHC	0.8	YH8RCP-8U	CH8P-8S
KADETT	1.8 GSI	1800	1989->1990	4	SE	0.8	YH8RCP-8U	
KADETT	1.8 GSI	1800	1989->1990	4	SE	0.8	YH8RCP-8U	
KADETT	1.8 GTE	1800	1984->1985	4	18LVH SOHC	0.8	YH8RCP-8U	CH8P-8S
KADETT	1.8 I S	1800	1988->	4	ECOTEC	0.8	YM8RCS5-9D	
KADETT	2.0 GSI	2000	1989->	4	XE	0.8	YM9RCP-8U	
KADETT	2.0 GSI	2000	1990->	4	SEH	0.8	YH8RCP-8U	
KADETT	2.0 GSI, 8V	2000	1989->1989	4	SV	0.8	YH8RCP-8U	
KADETT	2.0 I GSI,CD 16V	2000	1991->1992	4	XE	0.8	YM9RCP-8U	
KADETT	2.0 I S	2000	1993->1998	4	20SEH	0.8	YM8RCS5-9D	
KADETT	2.0 I S	2000	1993->1998	4	20SEH SOHC	0.8	YH8RCP-8U	
KADETT	2.0 SUPER BOSS 16V	2000	1989->1990	4	XEH	0.8	YM9RCP-8U	
KADETT	2.0 TS	2000	1993->1996	4	20LET DOHC	0.8	YM8RCS5-9T	YM8RCP-9U
MERIVA	1.4 I	1400	2006->	4	Z14XEP	1.1	YM7RCP5-11U	
MERIVA	1.6 I	1600	2003->	4	Z16XE	0.8	YM8RCS5-9D	
MERIVA	1.6 I	1600	2006->	4	Z16XEP	1.1	YM7RCP5-11U	
MERIVA	1.8 I	1800	2003->	4	Z18XE	0.8	YM7RCS5-9D	
MONZA	1.6 CLS	1600	1986->1993	4	SV	0.8	YH8RCP-8U	CH8P-8S
MONZA	1.6 GSI	1600	1990->1993	4	SE	0.8	YH8RCP-8U	
MONZA	1.8 GLE,GLX	1800	1986->1990	4	SE	0.8	YH8RCP-8U	CH8P-8S
MONZA	1.8 GLI	1800	1986->1989	4	SV	0.8	YH8RCP-8U	
MONZA	2.0 CD	2000	1990->1992	4	XEH	0.8	YM9RCP-8U	
MONZA	2.0 CLX	2000	1993->	4	SE	0.8	YH8RCP-8U	CH8P-8S
MONZA	2.0 GLE CARB	2000	1992->1993	4	SV	0.8	YH8RCP-8U	CH8P-8S
MONZA	2.0 GLI	2000	1989->1993	4	SEH	0.8	YH8RCP-8U	
MONZA	2.0 I CLI	2000	1989->1993	4	SE	0.8	YH8RCP-8U	
OMEGA	2.2 I	2200	2001->	4	Z22XE	0.8	YM8RCS5-9D	
OMEGA	2.6 I	2600	2001->	6	Y26SE	0.8	IM8RC-8P	
OMEGA	3.2 V6	3200	2001->	6	Y32SE	0.8	IM8RC-8P	
REKORD	2.0 GLE,CLS,CLE	2000	1988->1990	4	SEH	0.8	YH8RCP-8U	CH8P-8S
REKORD	2.0 GL,GLE	2000	1988->1991	4	20SE CIH	0.8	YH8RCP-8U	CH8P-8S
REKORD	2.0 I CLS,CLE	2000	1990->1995	4	SV	0.8	YH8RCP-8U	CH8P-8S
TIGRA B	1.4 I	1400	2005->	4	Z14XEP	1.1	YM7RCP5-11U	
TIGRA B	1.8 I	1800	2005->	4	Z18XE	1.1	YM7RCP5-11U	
VIVARO	2.0 I	2000	2002->	4	F4R	1.1	PM8RC-11	YM8RCP-11U
ZAFIRA	1.6 I	1600	2006->	4	Z16SE	0.8	YM7RCS5-9D	
ZAFIRA	1.8 CD	1800	2001->2006	4	Z18XE	0.8	YM7RCS5-9D	
ZAFIRA	2.0 TURBO	2000	2002->	4	Z20LET	0.8	YM7RCS5-9D	
ZAFIRA	2.2 I	2200	2004->2006	4	Z22SE	1.3	YSJ7RCP-13U	
ZAFIRA B	1.6 I	1600	2005->	4	Z16XEP	1.1	YM7RCP5-11U	
ZAFIRA B	1.6 I	1600	2008->	4	Z16XER	1.1	YM7RCP5-11U	
ZAFIRA B	1.8 I	1800	2005->	4	Z18XER	1.1	YM7RCP5-11U	
ZAFIRA B	2.0 TURBO	2000	2005->	4	Z20LER	1.1	YM7RCP5-11U	
PEUGEOT								
1007	1.4 16V	1400	2005->	4	ET3J4	0.8	YNF9RCP-9U	
1007	1.4 16V	1400	2005->	4		1.1	YM8RCP-11U	
1007	1.6 16V	1600	2005->	4	TU5JP4	0.9	YMJ8RCP-11U	
107	1.0 I	1000	2006->	4	1KR-FE	1.1	YMJ8RCP-11U	
206	1.4 SW	1400	2005->	4	ET3J4-KFU	0.8	YNF9RCP-9U	



APPLICATION GUIDE PASSENGER & LIGHT COMMERCIAL VEHICLES

MAKE	MODEL	ENGINE CAP.	YEAR	CYL.	ENGINE	GAP	RECOMMENDED	ALTERNATIVE
206	1.4 XR,SW, POPART	1400	2001->2004	4	TU3JP-KFX	0.8	YM8RCS5-9D	
206	1.6 I XT,SW	1600	2001->	4	TU5JP4-NFU	0.9	YMJ8RCP-11U	
206	2.0 GTI,SW	2000	2001->	4	EW10J4-RFR,RFN	0.9	YMJ8RCP-11U	
206	2.0 I	2000	1999->	4	EW10J4	0.8	YMJ7RCP-9U	
207	1.4 I	1400	2006->	4		0.8	YM8RCP-9U	
207	1.6 16V	1600	2006->	4		0.9	YMJ8RCP-11U	
305	1.5 GR FWD	1500	1979->1989	4	XR5	0.8	YS8RCP-8U	YS8RCP-8U
305	1.5 SR FWD	1500	1979->1989	4	XR5S	0.8	YS8RCP-8U	YS8RCP-8U
306	1.6 XR,XT	1600	1998->2001	4	TU5JP	0.8	YM8RCS5-9D	
306	1.8 CABRIOLET	1800	1998->2002	4	XU7JP4	0.8	YM8RCS5-9T	YM8RCP-9U
306	2.0 XSI	2000	1995->2000	4	XU10J2	0.8	YM8RCS5-9T	YM8RCP-9U
307	1.4 I	1400	2004->	4	ET3J4 KFU	0.8	YNF9RCP-9U	
307	1.6 XT,XS,CC,SW	1600	2001->2005	4	TU5JP4-NFU	0.9	YMJ8RCP-11U	
307	2.0 CC,SW	2000	2003->	4	EW10J4-RFN	0.9	YMJ7RCP-9U	
307	2.0 COUPE	2000	2003->	4	EW10J4	0.9	YMJ7RCP-9U	
307	2.0 I	2000	2006->	4	EW10A	0.9	YMJ7RCP-9U	
404	1.8 GL	1800	1965->	4		0.8	YH8RCP-8U	CH8P-8S
405	1.6 GR	1600	1968->1980	4	XU5	0.8	YM8RCP-9U	YM8RCP-9U
405	1.8 GR	1800	1995->1997	4	XU7JP	0.8	YM7RCS5-9D	
405	1.9 GR	1900	1987->1995	4	XU92C	0.8	YM8RCP-9U	YM8RCP-9U
405	2.0 SRI	2000	1995->1997	4	XU10J2	0.8	YM7RCS5-9D	
406	1.8 E,16V	1800	2001->	4	EW7J4-6FZ	0.9	YMJ7RCP-9U	
406	2.0 COUPE	2000	2001->	4	EW10J4-RFR	0.9	YMJ7RCP-9U	
406	2.0 ST	2000	1996->1997	4	XU10J4R	0.8	YM7RCS5-9D	
406	2.2 COUPE	2200	2001->	4	EW12J4-3FZ	0.9	YMJ7RCP-9U	
406	3.0 SV	3000	2000->	6	ES9J4	0.8	YM8RCS5-9D	
406	3.0 V6	3000	2000->2005	6	ES9J4S-XFX	1.1		YMJ7RCP-11U
407	2.0 SW,ST	2000	2004->	4	EW10J4-RFR	0.9	YMJ7RCP-9U	
407	2.2 ST	2200	2004->	4	EW12J4-3FZ	0.9	YMJ7RCP-9U	
407	3.0 ST	3000	2004->	6	ES9J4S-XFX	1.1		YMJ7RCP-11U
504	1.8 GR,L	1800	1976->1980	4	XM7	0.8	YH8RCP-8U	CH8P-8S
505	2.0 SR	2000	1980->1985	4	XN,XM	0.8	YH8RCP-8U	CH8P-8S
505	2.0 STI	2000	1980->1985	4	ZEJ	0.8	YS8RCP-8U	YS8RCP-8U
505	2.2 GTI	2000	1984->1985	4	ZAJ	0.8	YS8RCP-8U	YS8RCP-8U
605	2.0 SRI	2000	1996->1997	4	XU10J2Z	0.8	YM8RCS5-9T	YM8RCP-9U
605	3.0 SRI V6	3000	1995->1997	6	ZPJ	0.8	YM8RCS5-9T	YM8RCP-9U
607	2.0 E	2000	2001->	4	EW10J4-RFN	0.9	YMJ7RCP-9U	
607	2.2 E	2200	2001->	4	EW12J4-3FZ	0.9	YMJ7RCP-9U	
607	3.0 V6	3000	2002->	6	ES9J4S	1.1		YMJ7RCP-11U
806	2.0 16V	2000	2001->	4	EW10J4-RFR	0.9	YMJ7RCP-9U	
806	2.0 ST	2000	1998->2000	4	XU10J2	0.8	YM8RCS5-9D	
807	2.2 ST,SV	2200	2003->	4	EW12J4-3FZ	0.9	YMJ7RCP-9U	
807	3.0 V6	3000	2002->	6	ES9J4S-XFX	1.1		YMJ7RCP-11U
PARTNER	1.6 I	1600	2001->	4	TU5JP4-NFU	0.9	YMJ7RCP-9U	
PORSCHE								
911	CARRERA 2 964	3600	1990->1993	6	M64.02	0.8		YM9RCP-8U
911	CARRERA 4 964	3600	1990->1994	6	M64.01	0.8		YM9RCP-8U
911	CARRERA 996	3400	1999->2000	6	M96.02	0.8	IM8RC-8P	
911	TURBO 964	3300	1985->1989	6	M30.69	0.8	CH10N-8	
911	TURBO 996	3600	2001->2006	6	M96.70	0.8		YM9RCP-8U
911	TURBO 996	3600	2001->2006	6	M96.70	0.8		YM9RCP-8U
924	2.0 S	2000	1975->1985	4		0.8	YH8RCP-8U	
924	924 S	2500	1985->1988	4	M44.07,08,09,10	0.8	YH8RCP-8U	CH8P-8S
928	928 GTS	5400	1991->1995	8	M28.49	0.8	YH8RCS5-9T	CH8P-8S
928	928 S	4500	1985->1992	8	M28.21	0.8	YH8RCP-8U	CH8P-8S



APPLICATION GUIDE PASSENGER & LIGHT COMMERCIAL VEHICLES

MAKE	MODEL	ENGINE CAP.	YEAR	CYL.	ENGINE	GAP	RECOMMENDED	ALTERNATIVE
944	2.5 TURBO	2500	1985->1991	4	M44.50	0.8	YH8RCP-8U	CH8P-8S
968	3.0 CS	3000	1991->1995	6	M44.43	0.8	YH8RCS5-9T	CH8P-8S
BOXSTER	2.7 TIPTRONIC	2700	2002->	6	M96.20	0.8	YM8RCS5-9D	
BOXSTER	3.2 986 S	3200	2002->	6	M96.24	0.8	IM8RC-8P	
CAYENNE	4.5 S	4500	2005->	8	M48.00	0.8	IM8RC-8P	
PROTON								
ARENA	1.5 I	1500	2006->	4	4G15	1.1	YH7RCP-11U	
GEN 2	1.6 16V	1600	2006->	4	4G92	1.3	YS8RCP-13U	
PERSONA	1.6 I	1600	2009->	4	4G92	1.3	YS8RCP-13U	
PERSONA	1.8 I	1800	2005->	4	4G92	1.1	YM8RCP-11U	
PERSONA	2.0 I V6	2000	2005->	6	MDI	1.1	PM9RC-10	YM8RCP-11U
SATRIA	1.3 I	1300	2005->	4		0.8	YH7RCP-8U	CH7P-8
SATRIA	1.6 I	1600	2005->	4	4G92	1.1	YM8RCP-11U	
SAVVY	1.2 I	1200	2005->	4	D4F	0.8	YNF9RCP-9U	
WIRA	1.5 I	1500	2005->	4	4G15	1.1	YH7RCP-11U	
WIRA	1.6 I	1600	2005->	4	4G92	1.1	YM8RCP-11U	
WIRA	1.8 I	1800	2005->	4	4G93	1.1	YM8RCP-11U	
RENAULT								
SANDERO	1.6 MPI	1600	2010->	4	K7M	0.8	YM8RCP-9U	
CLIO	1.2 16V	1200	2004->	4	D4F728,D4F722	0.8	YNF9RCP-9U	
CLIO	1.2 I	1200	2001->	4	D7F 720,722	0.8	YM7RCS5-9D	
CLIO	1.4 RT 8V	1400	1999->2001	4	E6J, E7J	0.8	YM8RCP-9U	YM8RCP-9U
CLIO	1.6 16V	1600	1999->	4	K4M	0.8	YM8RCS5-9D	
CLIO	2.0 16V	2000	1998->	4	F7R 700	0.8	YM8RCS5-9D	
CLIO 2	1.2 16V	1200	2003->	4	D4F-712	0.8	YNF9RCP-9U	
CLIO 2	1.4 RT 16V	1400	2001->	4	K4J-712	0.8	YM8RCS5-9D	
CLIO 2	2.0 16V RS SPORT	2000	2000->	4	F4R 730	1		YM8RCP-11U
CLIO 2	3.0 V6	3000	2001->	6	L7X	1		YM8RCP-11U
CLIO 3	1.4 16V	1400	2006->	4	K4J 780	0.8	YM8RCP-9U	
CLIO 3	1.6 16V VVT	1600	2006->	4	K4M 800,801,804	0.8	YM8RCP-9U	
CLIO 3	2.0 WILLIAMS 16S	2000	1993->1996	4	F7R700	0.8	YM8RCS5-9D	
ESPACE	2.0 MPV	2000	1996->1997	4	J7R	0.8	YS8RCP-8U	YS8RCP-8U
ESPACE	3.0 I	3000	1998->	6	L7X	1		YM8RCP-11U
ESPACE 4	2.0 16V	2000	2003->	4	F4R	1.1	PM8RC-11	YM8RCP-11U
ESPACE 4	3.5 V6	3500	2003->	6	V4Y-711	1.1		YMJ7RCP-11U
FLUENCE	1.6 16V	1600	2010->	4	K4M 838/ 839	0.8	YM8RCP-9U	
FUEGO	1.6 TURBO	1600	1983->1986	4	A5L	0.8	CH10N-8	
GRAND ESPACE	3.0 RXT	3000	2001->	6	Z7X	0.8	YM8RCS5-9T	YM8RCP-9U
GRAND SCENIC	1.6 16V	1600	2004->	4	K4M	0.8	YM8RCP-9U	
GRAND SCENIC	2.0 16V	2000	2004->	4	F4R	0.8	YM8RCP-9U	
GRAND SCENIC	2.0 16V	2000	2004->	4	F4RT	1.1	PM8RC-11	YM8RCP-11U
KANGOO 2	1.6 I	1600	2003->	4	K4M	0.8	YM8RCP-9U	
LAGUNA	1.8 RN, RT, ESTATE	1800	1996->1998	4	F3P	0.8	YH8RCP-8U	CH8P-8S
LAGUNA	2.0 RT, RXE, ESTATE	2000	1996->1998	4	F3R	0.8	YH8RCP-8U	CH8P-8S
LAGUNA	2.0 RXT	2000	1997->2001	4	N7Q	0.8	YM8RCS5-9D	
LAGUNA	3.0 RXT 24V	3000	1998->2001	6	L7X 700,701	1		YM8RCP-11U
LAGUNA	3.0 V6	3000	1996->1998	6	Z7X	0.8	YM8RCS5-9D	
LAGUNA 2	1.8 I	1800	2002->2005	4	F4P-760	0.8	YM8RCP-9U	
LAGUNA 2	2.0 I	2000	2002->2005	4	F3R	0.8	YM8RCS5-9D	
LAGUNA 2	2.0 TURBO	2000	2003->	4	F4RT	1.1	PM8RC-11	YM8RCP-11U
LAGUNA 2	3.0 V6	3000	2001->2005	6	L7X-731	1.1		YMJ7RCP-11U
LAGUNA 3	1.6 16V	1600	2007->	4	K4M	0.8	YM8RCP-9U	
LAGUNA 3	2.0 16V	2000	2007->	4	F4R	0.8	YM8RCP-9U	
LAGUNA 3	2.0 TURBO	2000	2007->	4	F4R762	1.1	PM8RC-11	YM8RCP-11U



APPLICATION GUIDE PASSENGER & LIGHT COMMERCIAL VEHICLES

MAKE	MODEL	ENGINE CAP.	YEAR	CYL.	ENGINE	GAP	RECOMMENDED	ALTERNATIVE
LOGAN	1.6 I	1600	2005->	4	K7M	0.8	YM8RCP-9U	
MEGANE	1.4 RTE	1400	1999->2003	4	E7J,K4J	0.8	YM8RCP-9U	
MEGANE	1.6 L	1600	2003->	4	K4M760	0.8	YM8RCP-9U	
MEGANE	1.6 RN, RT, COUPE	1600	1997->1999	4	K7M	0.8	YM8RCP-9U	
MEGANE	1.8 I	1800	2001->	4	F4P	1.1	YM8RCP-11U	
MEGANE	2.0 16V	2000	2003->	4	F4R	0.8	YM8RCP-9U	
MEGANE	2.0 16V	2000	2005->	4	F4R 760	1.1	PM8RC-11	YM8RCP-11U
MEGANE	2.0 COUPE	2000	1997->1998	4	F7R	0.8	YM8RCS5-9D	
MEGANE	2.0 RXE	2000	1997->1999	4	F3R	0.8	YM8RCP-9U	
MEGANE COUPE	2.0 I	2000	1999->	4	IDE	0.9	YMJ7RCP-9U	
MODUS	1.2 16V	1200	2005->	4	D4F	0.8	YMF9RCP-9U	
MODUS	1.4 16V	1400	2005->	4	K4M	0.8	YM8RCP-9U	
MODUS	1.6 16V	1600	2005->	4	K4J	0.8	YM8RCP-9U	
R 11	1.4 TS	1400	1985->1986	4	C1J 715/ C2 J73	0.8	YH8RCP-8U	CH8P-8S
R 11	1.7 TX,TXE	1700	1985->1986	4	F2N / F3N-708	0.8	YH8RCP-8U	CH8P-8S
R 5	1.3 VAN	1300	1980->1985	4		0.6	CG8P-7	
R 5	1.3 GTL	1300	1977->1985	4		0.8	YH7RCP-8U	CH7P-8
R 5	1.3 TS,LS	1300	1975->1982	4		0.6	CG8P-7	
R 9	1.4 TSE,TL,GTI	1400	1983->1986	4		0.8	YH8RCP-8U	CH8P-8S
R 9	1.7 TXE	1700	1984->1986	4	F2N/ F3N-708	0.8	YH8RCP-8U	
SAFRANE	2.5 I	2500	1995->	5	N7U	0.8	YM8RCP-9U	YM8RCP-9U
SCENIC	2.0 RXI	2000	1998->2000	4	N7Q	0.8	YM8RCS5-9D	
SCENIC 2	1.4 RTE	1400	2001->2004	4	K4J	0.8	YM8RCS5-9D	
SCENIC 2	1.6 I	1600	1998->2004	4	K4M	0.8	YM8RCP-9U	
SCENIC 2	2.0 NR4	2000	2000->	4	F4R 740,744	0.8	YM8RCP-9U	
ROUGE JEEP								
CJ5	1.9 L	1900	1985->	4	VW	0.8	YH8RCP-8U	CH8P-8S
ROLLS ROYCE								
PHANTOM	6.7 FI V12	6700	2003->2005	12		0.8	IM8RC-8P	
ROVER								
75	1.8 TURBO	1800	2004->	4	K SERIES	1.1	PM8RC-11	YM8RCP-11U
75	2.5 CLUB,CONN.,TOURER	2500	2003->	6	KV6	1.1	PM8RC-11	YM8RCP-11U
ROVER	2.6 SD	2600	1978->1984	6	R 6	0.8	YH8RCP-8U	CH8P-8S
ROVER	3.5 SDS,SDE V8	3500	1978->1984	8		0.8	YH7RCP-8U	CH7P-8
SAAB								
3-Sep	2.0 BI TURBO	2000	2007->	4	Z20NFL	0.8	YM9RCP-8U	
3-Sep	2.0 T	2000	1998->	4	B204L	0.8	YM9RCP-8U	
3-Sep	2.3 I	2300	1997->2002	4	B235R	1.1	PM8RC-11	YM8RCP-11U
5-Sep	2.0 I	2000	2007->	4	A20NHL	0.8	YM9RCP-8U	
5-Sep	2.3 AERO TURBO	2300	1998->2006	4	B205L	1.1	PM8RC-11	YM8RCP-11U
5-Sep	2.3 SE,TURBO	2300	1998->2006	4	B235E	0.8	YM9RCP-8U	
5-Sep	3.0 GRIFFIN V6	3000	1998->2006	6	B308E	0.8	YM9RCP-8U	
900	2.0 SE	2000	1994->1998	4	B202	0.8	YM9RCP-8U	
9000	2.3 CD, CS, CDE, CSE	2300	1990->	4	B234	0.8	YM9RCP-8U	
9000	3.0 V6	3000	1990->	6	B308	0.8	YM7RCS5-9D	
SEAT								
ALTEA	1.6 FI	1600	2006->	4	BGU,BSE	1	YM8RCS5-10T	
ALTEA	1.8 TFSI	1800	2009->	4	CDA	0.8	IM9RC-7P	
ALTEA	2.0 TFSI	2000	2006->	4	BWA	0.8	PM8RC-7	YM8RCP-9U



APPLICATION GUIDE PASSENGER & LIGHT COMMERCIAL VEHICLES

MAKE	MODEL	ENGINE CAP.	YEAR	CYL.	ENGINE	GAP	RECOMMENDED	ALTERNATIVE
ALTEA	2.0 TFSI	2000	2006->2009	4	BWA	0.8	IM9RC-7P	
IBIZA	1.4 I	1400	2006->	4	BXW	1.1	YMN8RCP-11U	
IBIZA	1.4 I	1600	2006->	4	BXW	1.1	YMN8RCP-11U	
IBIZA	1.4I	1400	2008->	4	CGGB	1.1	YMN8RCP-11U	
IBIZA	1.6 FI	1600	2007->	4	BAH	1.1	PM7RC7-11	
IBIZA	1.6 I	1600	2006->	4	BTS	1.1	YMN8RCP-11U	
IBIZA	1.8 CUPRA	1800	2006->	4	BBU,BLZ	0.8	PM8RC-7	YM8RCP-9U
IBIZA	2.0 I	2000	2004->	4	BBX	1	YM8RCS5-10T	
LEÓN	1.6 I	1600	2004->	4	AEH, AKL	1	YM8RCS5-10T	
LEÓN	1.6 I	1600	2009->	4	CCSA	1	YM8RCS5-10T	
LEÓN	1.8 20V	1800	2004->	4	ARY	0.8	PM8RC-7	YM8RCP-9U
LEÓN	1.8 TFSI	1800	2009->	4	CDA	0.8	IM9RC-7P	
LEÓN	2.0 FSI	2000	2006->2009	4	BWJ	0.8	IM9RC-7P	
LEÓN	2.3 16V	2300	2003->	5	AQN	1.1	PM7RC7-11	
LEÓN	2.8 FSI	2800	2004->	6	BDE	1.1	PM7RC7-11	
SMART								
FORFOUR	1.3 I	1300	2004->2006	4	M135.930	1.1	YMJ8RCP-11U	
FORFOUR	1.5 I	1500	2004->2006	4	M135.950	1.1	YMJ8RCP-11U	
SSANGYONG								
KORANDO	K230 EL	2300	1997->	4	E23	1.1	CM7RP-11	
KORANDO	K320 EL	3200	1997->	6		1.1	CM7RP-11	
MUSSO	E 230	2300	1997->	4	M111	0.8	CM7RP-8	
MUSSO	E 320	3200	1997->	6	M104	0.8	CM7RP-8	
REXTON	RX 230	2300	2002->	4		0.8	YM8RCP-9U	YM8RCP-9U
REXTON	RX 320 I	3200	2002->	6		0.8	YM8RCP-9U	YM8RCP-9U
STAVIC	320 SV	3200	2006->	6		0.8	YM8RCP-9U	YM8RCP-9U
SUBARU								
FORESTER	2.0 GL	2000	2005->	4	EJ20	0.8	IMJ8RC-8P	YMJ8RCP-11U
FORESTER	2.0 GL,GX,GT	2000	1998->	4	EJ20	0.8	YM8RCP-9U	
FORESTER	2.0 GT	2000	2008->	4	EJ20	0.8	IMJ8RC-8P	YMJ8RCP-11U
FORESTER	2.5 I	2500	2005->	4	EJ25	1.1	PM8RC-11	YM8RCP-11U
FORESTER	2.5 I	2500	2006->2008	4	EJ25	0.8	IMJ8RC-8P	YMJ8RCP-11U
FORESTER	2.5 I	2500	2008->	4	EJ25	0.8	IMJ8RC-8P	YMJ8RCP-11U
IMPENZA	1.5 R	1500	2007->	4	EJ15	0.8	IMJ8RC-8P	YMJ8RCP-11U
IMPENZA	1.8 GL/GT	1800	1994->1996	4	EJ18	0.8	YM8RCP-9U	
IMPENZA	2.0 R	2000	2006->	4	EJ20	0.8	IMJ8RC-8P	YMJ8RCP-11U
IMPENZA	2.0 R	2000	2007->	4	EK20	0.8	IMJ8RC-8P	YMJ8RCP-11U
IMPENZA	2.0 RS	2000	2004->	4	EJ20	1.1	YM8RCP-11U	
IMPENZA	2.0 WRX STI	2000	2004->	4	EJ20	1.1	PM8RC-11	YM8RCP-11U
IMPENZA	2.0 WRX TURBO	2000	1995->	4	EJ20	0.8	PM8RC-7	YM8RCP-9U
IMPENZA	2.5 WRX STI	2500	2005->2007	4	EJ25	0.8	IMJ8RC-8P	YMJ8RCP-11U
LEGACY	2.0 GL	2000	1996->	4	EJ20	1.1	YM8RCP-11U	
LEGACY	2.0 L	2000	2004->	4	EJ20	1.1	YM8RCP-11U	
LEGACY	2.2 GX 4X4	2200	1994->1999	4	EJ22	1.1	YM8RCP-11U	
LEGACY	2.5 GL	2500	1998->2003	4	EJ25	1.1	YM8RCP-11U	
LEGACY	2.5 GX	2500	1998->	4	EJ25	1.1	YM8RCP-11U	
LEGACY	3.0 R	3000	2005->	6	EZ30	0.9	IMJ8RC-8P	YMJ8RCP-11U
OUTBACK	2.5 I	2500	2004->	4	EJ25	1.1	PM9RC-10	YM8RCP-11U
SPORTS COUPE	3.3 SVX 4X4	3300	1994->	6	EG33	1.1	YM8RCP-11U	
TRIBECA	3.0 B9	3000	2006->	6	EZ30	0.8	IMJ8RC-8P	YMJ8RCP-11U



APPLICATION GUIDE PASSENGER & LIGHT COMMERCIAL VEHICLES

MAKE	MODEL	ENGINE CAP.	YEAR	CYL.	ENGINE	GAP	RECOMMENDED	ALTERNATIVE
SUZUKI								
ALTO	1.0 GL	1000	2009->	4	G10B	1.1	YM8RCP-11U	
GRAND VITARA	1.6 16V MULTI-POINT INJECT	1600	1999->	4	G16B	0.8	YM8RCP-9U	
GRAND VITARA	1.6 1 VVT	1600	2005->	4	M16A	1.1	IM8RC-11P	YM8RCP-11U
GRAND VITARA	2.0 I	2000	1998->2000	4	J20A	1.1	YM8RCP-11U	
GRAND VITARA	2.0 JB420	2000	2005->	4	J20A	1.1	IM8RC-11P	YM8RCP-11U
GRAND VITARA	2.5 I	2500	1999->	6	H25	1.1	YM8RCP-11U	
GRAND VITARA	2.7 I	2700	2003->	6	H27	1.1	IM8RC-11P	YM8RCP-11U
JIMNY	1.3 VVT	1300	2000->	4	M13A	1.1	IM8RC-11P	YM8RCP-11U
SJ 410	1.0 4 X4	1000	1983->1989	3		0.8	YH7RCP-8U	CH7P-8
SJ 413	1.3 4 X4	1300	1986->1989	4		0.8	YH8RCP-8U	CH8P-8S
ST 90	1.0 MICROBUS	1000	1983->1989	4	F8A	0.8	YH7RCP-8U	CH7P-8
SWIFT	1.3 I	1300	2005->	4	M13A	1.1	IM8RC-11P	YM8RCP-11U
SWIFT	1.5 GL, GLS VVT	1500	2005->	4	M15A	1.1	IM8RC-11P	YM8RCP-11U
SWIFT	1.6 I	1600	2005->	4	M16A	1.1	IM8RC-11P	YM8RCP-11U
SWIFT	1.6 1 VVT	1600	2007->	4	M16A	1.1	IM8RC-11P	YM8RCP-11U
SX4	1.5 I	1500	2006->	4	M15A	1.1	IM8RC-11P	YM8RCP-11U
SX4	1.6 VVT	1600	2006->	4	M16A	1.1	IM8RC-11P	YM8RCP-11U
SX4	2.0 MT VVT	2000	2006->	4	J20A	1.1	IM8RC-11P	YM8RCP-11U
VITARA	1.6 16V	1600	1995->1998	4	G16A	0.8	YM8RCP-9U	
VITARA	2.0 24V V6	2000	1999->	6	H20A DOHC	0.8	YM8RCP-9U	
TATA								
INDICA	1.4 I	1400	2004->	4		0.8	YM8RCP-9U	YM8RCP-9U
INDIGO	1.4 I	1400	2004->	4		0.8	YM8RCP-9U	YM8RCP-9U
TOYOTA								
1200	1.2 PICK-UP	1200	1986->	4	3K	0.8	YH8RCP-8U	CH8P-8S
AURIS	1.3 VVT	1300	2008->2010	4	1NR-FE	1.1	INF9RC-11P	YNF9RCP-11U
AURIS	1.4 VVT	1400	2007->	4	4ZZ-FE	1.1	CM7RP-11	
AURIS	1.6 VVT	1600	2007->	4	1ZR-FE	1.1	INF9RC-11P	YNF9RCP-11U
AURIS	1.6 VVT	1600	2008->	4	1ZR-FAE	1.1	INF9RC-11P	YNF9RCP-11U
AURIS	1.8 HYBRID	1800	2012->	4	2ZR-FXE	1.1	INF9RC-11P	YNF9RCP-11U
AURIS	1.8 VVT	1800	2007->	4	2ZR-FE	1.1	INF9RC-11P	YNF9RCP-11U
AURIS	1.8 VVT	1800	2009->	4	2ZR-FAE	1.1	INF9RC-11P	YNF9RCP-11U
AVANTE	1.6 GLE	1600	1985->1988	4	4AL	0.8	YH7RCP-8U	CH7P-8
AVANTE	1.6 GLI	1600	1985->1988	4	4AGE	1.1	YM8RCP-11U	
AVANZA	1.3 I	1300	2006->	4	K3VE	0.9		YFM9RCP-9U
AVANZA	1.5 I	1500	1999->2005	4	K5VE	0.9		YFM9RCP-9U
AVANZA	1.5 VVT	1500	2006->	4	3SZ-VE	0.9		YFM9RCP-9U
AVENSIS	2.0 I WITH CAT	2000	2006->	4	1AZ-FE	1.1		YM8RCP-11U
AVENSIS	2.0 I WITHOUT CAT	2000	2003->	4	1AZ-FE	1.1	CM8RP-11	
AVENSIS	2.4 I	2400	2004->	4	2AZ-FE	1.1	CM8RP-11	
AVENSIS 2	1.6 I	1600	2003->2009	4	3ZZ-FE	1.1	CM7RP-11	
AVENSIS 2	1.8 I	1800	2003->2009	4	1ZZ-FE	1.1	CM7RP-11	
AVENSIS 2	2.0 I	2000	2003->2009	4	1AZ-FE	1.1		YM8RCP-11U
AYGO	1.0 I	1000	2011->	3	1KR-FE	1.1	YMJ8RCP-11U	
CAMRY	2.0 I	2000	2003->	4	1AZ-FE	1.1		YM8RCP-11U
CAMRY	2.0 I, SI	2000	1992->2001	4	3S-FE	1.1	YM8RCS5-11D	
CAMRY	2.2 SI, SEI	2200	1992->1997	4	5S-FE	1.1	CM8RP-11	
CAMRY	2.2 SI, SEI	2200	1997->2002	4	5S-FE	1.1	YM8RCS5-11D	
CAMRY	2.4 I	2400	2003->2007	4	2AZ-FE	1.1	CM8RP-11	
CAMRY	3.0 I	3000	2003->	6	1MZ-FE	1.1		YM8RCP-11U



APPLICATION GUIDE PASSENGER & LIGHT COMMERCIAL VEHICLES

MAKE	MODEL	ENGINE CAP.	YEAR	CYL.	ENGINE	GAP	RECOMMENDED	ALTERNATIVE
CAMRY	3.0 SEI	3000	1992->2001	6	3VZ-FE	1.1	YM8RCS5-11D	
CELICA	2.8 SUPRA	2800	1984->1988	6	5MGE	0.8	YH7RCP-8U	
CONDOR	1.8 L	1800	2000->2003	4	2Y	0.8	YH7RCP-8U	
CONDOR	2.0 I	2000	2003->	4	1RZ	0.8	YH7RCP-8U	
CONDOR	2.4 I	2400	2000->	4	2RZ	0.8	CH7P-8	YH7RCP-8U
CONQUEST	1.3 GS, S 12V	1300	1986->1993	4	2EL	0.8	YH8RCP-8U	
CONQUEST	1.3 SPORT	1300	1993->1996	4	2E	1.1	YH7RCP-11U	
CONQUEST	1.3 TAZZ	1300	2000->	4	2E	1.1	YH7RCP-11U	
CONQUEST	1.6 16V SPORT	1600	1988->1993	4	4AF	0.8	YM7RCP5-8U	
CONQUEST	1.6 GL	1600	1985->1988	4	4AL	0.8	YH7RCP-8U	CH7P-8
CONQUEST	1.6 I RS, SPORT	1600	1993->1998	4	4A-FE	1.1	CM7RP-11	
CONQUEST	1.6 RS	1600	1992->	4	4AL	0.8	YH7RCP-8U	CH7P-8
CONQUEST	1.6 RSI	1600	1986->1988	4	4AGE	1.1	YM8RCP-11U	
CONQUEST	1.6 RSI TWINCAM	1600	1988->1993	4	4AGE	0.8	YM8RCP-9U	
CONQUEST	1.8 I SPORT, RSI	1800	1993->1996	4	7A-FE	0.8	YM8RCP-9U	
COROLLA	160I GL, GLE	1600	1996->2007	4	4A-FE	1.1	CM7RP-11	
COROLLA	1.3 12V	1300	1993->1996	4	2E	1.1	YH7RCP-11U	
COROLLA	1.3 G	1300	1984->1988	4	2AL	0.8	YH7RCP-8U	CH7P-8
COROLLA	1.3 I	1300	2008->	4	1NR-FE	1.1	INF9RC-11P	YNF9RCP-11U
COROLLA	1.3 L, GL 12V	1300	->1986	4	2EL	0.8	YH8RCP-8U	
COROLLA	1.3 L, LS, GL RWD	1300	1982->1985	4	4K	0.8	YH7RCP-8U	CH7P-8
COROLLA	1.4 I	1400	2002->2007	4	4ZZ-FE	1.1	CM7RP-11	
COROLLA	1.6 16V	1600	1997->2007	4	4A-FE	1.1	CM7RP-11	
COROLLA	1.6 16V SPORT	1600	1988->1993	4	4AF	0.8	YM7RCP5-8U	
COROLLA	1.6 GLI T-CAM	1600	1990->	4	4AGE	0.8	YM8RCP-9U	
COROLLA	1.6 GLI T-CAM	1600	1988->1993	4	4AGE	1.1	YM8RCP-11U	
COROLLA	1.6 GLX, GLS	1600	1988->1993	4	4AF	0.8	YM7RCP5-8U	
COROLLA	1.6 GL, TRD	1600	1980->1985	4	2T	0.8	YH8RCP-8U	CH8P-8S
COROLLA	1.6 I	1600	2002->	4	3ZZ-FE	1.1	CM7RP-11	
COROLLA	1.6 I	1600	2007->	4	1ZR-FE	1.1	INF9RC-11P	YNF9RCP-11U
COROLLA	1.6 I GL, GLE	1600	1993->1996	4	4A-FE	1.1	CM7RP-11	
COROLLA	1.6 L	1600	1984->1988	4	4A, 4AL	0.8	YH7RCP-8U	CH7P-8
COROLLA	1.6 RSI, RXI 20V	1600	1997->	4	4AGE	1.1	PM8RC-11	YM8RCP-11U
COROLLA	1.6 SE	1600	1980->1983	4	2TB	0.8	YH7RCP-8U	CH7P-8
COROLLA	1.6 T-CAM	1600	1985->1988	4	4AGE	0.8	CM8RP-8	
COROLLA	1.6 VAN	1600	1983->1989	4	2T	0.8	YH7RCP-8U	CH7P-8
COROLLA	1.6 VERSO	1600	2005->	4	3ZZ-FE	1.1	CM7RP-11	
COROLLA	1.8 I	1800	2002->	4	2ZZ-GE	1.1		YM8RCP-11U
COROLLA	1.8 I GSX	1800	2002->	4	1ZZ-FE	1.1	CM7RP-11	
COROLLA	1.8 I GSX, GLE, SPORT	1800	1993->1996	4	7A-FE	0.8	YM8RCP-9U	
COROLLA	1.8 L	1800	2007->	4	2ZR-FE	1.1	YNF9RCP-11U	
COROLLA	1.8 SE, GLS SPRINTER	1800	1980->1985	4	3T	0.8	YH7RCP-8U	CH7P-8
COROLLA	1.8 TRD	1800	1980->1981	4	3T	0.8	YH8RCP-8U	CH8P-8S
COROLLA	1.8 VERSO	1800	2004->2007	4	1ZZ-FE	1.1	CM7RP-11	
COROLLA	2.0 VERSO	2000	2001->2007	4	1ZZ-FE	1.1	CM7RP-11	
COROLLA	2.0 VVT	2000	2010->	4	3ZR-FAE	1.1	INF9RC-11P	YNF9RCP-11U
COROLLA	2.4 XRS	2400	2009->	4	2AZ-FE	1.1		YM8RCP-11U
CRESSIDA	1.8 L	1800	1976->1981	4	18R	0.8	YH8RCP-8U	CH8P-8S
CRESSIDA	1.8 LS	1800	1986->1989	4	2Y	0.8	YH7RCP-8U	CH7P-8
CRESSIDA	1.8 L, LS, DX	1800	1980->1986	4	3T	0.8	YH7RCP-8U	CH7P-8
CRESSIDA	2.0 GLE	2000	1983->1986	4	21R	0.8	YH8RCP-8U	CH8P-8S
CRESSIDA	2.0 GLI 6	2000	1983->1986	6	1GE	0.8	YH8RCP-8U	CH8P-8S
CRESSIDA	2.0 GLI 6	2000	1986->1989	6	1GE	0.8	YH8RCP-8U	CH8P-8S
CRESSIDA	2.0 GLI 6	2000	1989->1992	6	1GFE	0.8	YM8RCP-9U	
CRESSIDA	2.0 GL, GLX	2000	1981->1986	4	21R	0.8	YH8RCP-8U	CH8P-8S
CRESSIDA	2.0 GS	2000	1989->1992	4	3Y	0.8	YH7RCP-8U	CH7P-8



APPLICATION GUIDE PASSENGER & LIGHT COMMERCIAL VEHICLES

MAKE	MODEL	ENGINE CAP.	YEAR	CYL.	ENGINE	GAP	RECOMMENDED	ALTERNATIVE
CRESSIDA	2.4 GL, GLE	2400	1987->1992	4	22R	0.8	YH8RCP-8U	CH8P-8S
CRESSIDA	2.8 I	2800	1985->1986	6	5ME	0.8	YH7RCP-8U	
CRESSIDA	2.8 RSI	2800	1986->1989	6	5MGE	0.8	YH7RCP-8U	
CRESSIDA	3.0 GLS 24V	3000	1989->	6	7MGE	0.8	CM8RP-8	
CRESSIDA	3.0 TURBO	3000	1989->1992	6	7MGE	0.8	YM9RCP-8U	
DYNA	2.0 L	2000	1978->1986	4	5R	0.8	YH8RCP-8U	CH8P-8S
DYNA	2.0 L	2000	1985->1995	4	3Y	0.8	YH7RCP-8U	CH7P-8
DYNA	2.0 LWB	2000	1985->1995	4	5Y	0.8	YH8RCP-8U	CH8P-8S
DYNA	2.2 6-094	2200	1994->1996	4	4Y	0.8	YH8RCP-8U	CH8P-8S
ETIOS	1.5 I	1500	2012->	4		1.1	CMJ7RP-11	
FORTUNER	4.0 I	4000	2006->	6	1GR-FE	1.1	YMJ8RCP-11U	
HI-ACE	1.6 BUS	1600	1979->1987	4	12R	0.8	YH7RCP-8U	CH7P-8
HI-ACE	1.8 WAGON,VAN	1800	1984->1985	4	2Y	0.8	CH7P-8	YH7RCP-8U
HI-ACE	2.0 VAN,BUS	2000	1984->1987	4	3Y	0.8	YH7RCP-8U	CH7P-8
HI-ACE	2.2 BUS	2200	1992->	4	4Y	0.8	CH7P-8	YH7RCP-8U
HI-ACE	2.2 WAGON GLX	2200	1987->2000	4	4Y	0.8	CH7P-8	YH7RCP-8U
HI-ACE	2.0 L	2000	1977->1984	4	18R	0.8	YH7RCP-8U	CH7P-8
HI-LUX	1.6 LWB, SWB	1600	1979->1987	4	1Y	0.8	YH7RCP-8U	CH7P-8
HI-LUX	1.6 SWB	1600	1979->1987	4	12R	0.8	YH7RCP-8U	CH7P-8
HI-LUX	1.8 S, SR	1800	1987->1996	4	2Y	0.8	YH7RCP-8U	CH7P-8
HI-LUX	2.0 4X4	2000	1979->1987	4	18R	0.8	YH7RCP-8U	CH7P-8
HI-LUX	2.0 L	2000	2001->	4	1RZ	0.8	CH7P-8	YH7RCP-8U
HI-LUX	2.0 L	2000	2005->	4	1TR-FE	1.1	YMJ8RCP-11U	
HI-LUX	2.0 S	2000	1983->1986	4	3Y	0.8	YH7RCP-8U	CH7P-8
HI-LUX	2.0 VVTI	2000	2005->	4	1TR-FE	1.1	YMJ8RCP-11U	
HI-LUX	2.2 4X4	2200	1985->1986	4	4Y	0.8	CH7P-8	YH7RCP-8U
HI-LUX	2.4 S	2400	1994->1996	4	22R	0.8	YH8RCP-8U	CH8P-8S
HI-LUX	2.7 VVTI	2700	2001->2004	4	3RZ-FE	0.8	YM7RCP-8U	
HI-LUX	2.7 VVTI	2700	2005->	4	2TR-FE	1.1	YMJ8RCP-11U	
HI-LUX	4.0 I	4000	2005->	6	1GR-FE	1.1	YMJ8RCP-11U	
LAND-CRUISER	2.7 I	2700	2003->	4	3RZ-FE	1.1	CM7RP-11	
LAND-CRUISER	3.4 V6 PRADO GX, VX	3400	1997->1999	6	5VZ-FE	1.1	YM7RCS5-11D	
LAND-CRUISER	4.0 I	4000	1988->	6	3F	0.8	YH7RCP-8U	
LAND-CRUISER	4.0 PRADO	4000	2003->2006	6	1GR-FE	1.1	YMJ8RCP-11U	
LAND-CRUISER	4.2 I	4200	1981->1985	6	2F	0.8	YH7RCP-8U	CH7P-8
LAND-CRUISER	4.5 I	4500	1998->2000	6	1FZ-FE	0.8	YM7RCP-8U	
LAND-CRUISER	4.5 I	4500	2002->	6	1FZ-FE	1.1	YM7RCS5-11D	
LAND-CRUISER	4.6 I	4600	2009->	8	1UR-FE	1.1		YMJ8RCP-11U
LAND-CRUISER	4.7 I	4700	2000->	8	2UZ-FE	1.1		YM8RCP-11U
MR2	1.6 COUPE	1600	1986->1988	4	4AGE	1.1	YM8RCP-11U	
MR2	1.8 SPYDER	1800	2000->	4	1ZZ-FE	1.1	CM7RP-11	
MR2	2.0 16V	2000	1993->	4	3SGTE	1.1	PM8RC-11	YM8RCP-11U
MR2	2.0 16V	2000	2005->	4	3SGE	1.1	PM8RC-11	YM8RCP-11U
MR2	2.2 I	2200	1993->	4	3S-FE	1.1	CM8RP-11	
PRADO	3.4 GX, VX	3400	1997->	6	5VZ-FE	1.1	YM7RCS5-11D	
PRADO	4.0 I	4000	2003->	6	1GR-FE	1.1	YMJ8RCP-11U	
PREVIA	2.4 I	2400	1995->1999	4	2TZ-FE	0.8	YM7RCP-8U	
PRIUS	1.5 HYBRID	1500	2005->2009	4	1NZ-FXE	1.1	IM7RC-11P	CM7RP-11
PRIUS	1.8 HYBRID	1800	2009->	4	2ZR-FXE	1.1	INF9RC-11P	YNF9RCP-11U
QUANTUM	2.7 I	2700	2006->	4	2TR-FE	1.1	YMJ8RCP-11U	
RAV 4	1.8 4X2	1800	2003->2006	4	1ZZ-FE	1.1	CM7RP-11	
RAV 4	2.0 I	2000	1995->2000	4	3S-FE	1.1	CM8RP-11	
RAV 4	2.0 I	2000	2000->2006	4	1AZ-FE	1.1		YM8RCP-11U
RAV 4	2.4 I	2400	2005->2007	4	2AZ-FE	1.1		YM8RCP-11U
RUN X	1.4 VVT	1400	2003->	4	4ZZ-FE	1.1	CM7RP-11	
RUN X	1.6 VVT	1600	2003->	4	3ZZ-FE	1.1	CM7RP-11	



APPLICATION GUIDE PASSENGER & LIGHT COMMERCIAL VEHICLES

MAKE	MODEL	ENGINE CAP.	YEAR	CYL.	ENGINE	GAP	RECOMMENDED	ALTERNATIVE
RUN X	1.8 RSI	1800	2003->	4	2ZZ-GE	1.1		YM8RCP-11U
RUN X	1.8 RX	1800	2004->	4	1ZZ-FE	1.1	CM7RP-11	
SEQUOIA	4.7 I	4700	2009->	8	2UZ-FE	1.1		YM8RCP-11U
SESEKILE	2.7 I	2700	2007->	4	2TR-FE	1.1	YMJ8RCP-11U	
STALLION	1.5 L	1500	1987->1992	4	5K	0.8	YH8RCP-8U	CH8P-8S
STALLION	1.8 L	1800	1992->1997	4	2Y	0.8	CH7P-8	YH7RCP-8U
STALLION	2.0 I	2000	2003->	4	1RZ	0.8	YH8RCP-8U	CH8P-8S
STOUT	2.0 CARB	2000	1966->1989	4	3Y	0.8	YH7RCP-8U	CH7P-8
STOUT	2.0 HE	2000	1967->1970	4	5R	0.8	YH8RCP-8U	CH8P-8S
SUPRA	3.0 I	3000	1990->1992	6	7MGE	0.8	CM8RP-8	
TUNDRA	4.0 I	4000	2006->	6	1GR-FEFI	1.1	YMJ8RCP-11U	
TUNDRA	4.7 I	4700	2006->	8	2UZ-FEFI	1.1		YM8RCP-11U
TUV	1.3 H	1300	1982->1987	4	4K	0.8	YH7RCP-8U	CH7P-8
TUV	1.5 L	1500	1985->1987	4	5K	0.8	YH8RCP-8U	CH8P-8S
VENTURE	1.8 L	1800	1992->2000	4	2Y	0.8	CH7P-8	YH7RCP-8U
VENTURE	2.2 G	2200	1994->2000	4	4Y	0.8	YH7RCP-8U	CH7P-8
VERSO	1.6 S	1600	2009->	4	1ZR-FAE	1.1	INF9RC-11P	YNF9RCP-11U
VERSO	1.8 SX	1800	2009->	4	2ZR-FAE	1.1	INF9RC-11P	YNF9RCP-11U
YARIS	1.0 I	1000	2001->	4	1S2-FE	1.1	CM8RP-11	
YARIS	1.0 I	1000	2006->	3	1KR-FE	1.1	YMJ8RCP-11U	
YARIS	1.3 VVT	1300	2006->	4	2NZ-FE	1.1	CM7RP-11	
YARIS	1.5 VVT	1500	2006->2007	4	1NZ-FE	1.1	CM7RP-11	
YARIS	1.5 VVT	1500	2010->	4	1NZ-FE	1.1	IM7RC-11P	CM7RP-11
YARIS	1.8 TURBO	1800	2008->	4	2ZR-FE	1.1	INF9RC-11P	YNF9RCP-11U
TVR								
T350	3.6 I	3600	2003->	6		0.8	YH8RCP-8U	CH8P-8S
TAMORA	3.6 I	3600	2003->	6	IL6	0.8	YFM10RCP-9U	
TUSCAN	3.5 I	3500	2003->	6		0.8	YH7RCP-8U	CH7P-8
TUSCAN	4.0 I	4000	2003->	6		0.8	YFM10RCP-9U	
VOLKSWAGEN								
AMAROK	2.0 TSI	2000	2010->	4	CFPA	0.8	IM9RC-7P	
BEETLE	1.3 L	1300	1966->1979	4	AB,AR,F	0.6	CG8P-7	
BEETLE	1.5 GL	1500	1967->1970	4	H	0.6	CG8P-7	
BEETLE	1.6 G	1600	1969->1979	4	AS,AD	0.6	CG8P-7	
BEETLE	1.8 TURBO	1800	2003->	4	AGU	0.8	PM8RC-7	YM8RCP-9U
BEETLE	2.0 FI	2000	2007->	4	CBPA	1	YM8RCS5-10T	
BEETLE	2.0 I	2000	2003->	4	BER	1.1	PM7RC7-11	
BEETLE	2.0 I	2000	2004->	4	BEV	1.1	PM7RC7-11	
BEETLE	2.0 I	2000	2005->	4	BHP	1	YM8RCS5-10T	
BEETLE	2.0 I HIGHLINE	2000	2000->	4	AQY	1	YM8RCS5-10T	
CADDY	1.4 I	1400	2000->	4	AUD	1.1	PM7RC7-11	
CADDY	1.6 I	1600	1983->1991	4	HN,EW	0.8	YH8RCP-8U	CH8P-8S
CADDY	2.0 I	2000	2006->	4	BSX	0.8	YM8RCP-9U	
CADDY KOMBI	1.6 I	1600	2004->	4	BGU	1	YM8RCS5-10T	
CARAVELLE	2.6 I	2600	1994->1998	5	ADV	0.8	YH9RCP-8U	YH8RCP-8U
CC	2.0 TURBO	2000	2009->	4	CCTA	0.8	IM9RC-7P	
EOS	2.0 FI TURBO	2000	2009->	4	BPY	0.8	IM9RC-7P	
EOS	2.0 TFSI	2000	2006->2007	4	BWA	0.8	PM8RC-7	YM8RCP-9U
EOS	2.0 TFSI	2000	2007->	4	CCTA	0.8	IM9RC-7P	
EOS	2.0 TFSI	2000	2009->	4	CCZA	0.8	IM9RC-7P	
FLEETLINE	1.6 1/2" REACH	1600		4	H,B,AD,AS	0.6	CG8P-7	
FOX	1.3 FOX TRIPPA	1300	1987->1993	4	GY	0.8	YH8RCP-8U	YH8RCP-8U



APPLICATION GUIDE PASSENGER & LIGHT COMMERCIAL VEHICLES

MAKE	MODEL	ENGINE CAP.	YEAR	CYL.	ENGINE	GAP	RECOMMENDED	ALTERNATIVE
FOX	1.6 L	1600	1987->1993	4	HM	0.8	YH8RCP-8U	YH8RCP-8U
FOX	1.8 L,SPORT	1800	1990->1995	4	EV	0.8	YH9RCP-8U	YH8RCP-8U
GOLF 1	1.1 L, LS,GL	1100	1978->1981	4	FA,GG	0.8	YH8RCP-8U	YH8RCP-8U
GOLF 1	1.3 CITI	1300	1995->	4	ET,GY	0.8	YH8RCP-8U	YH8RCP-8U
GOLF 1	1.3 CITI SHUTTLE	1300	1995->	4	GY	0.8	YH8RCP-8U	YH8RCP-8U
GOLF 1	1.3 CITI SONIC	1300	1995->	4	GY	0.8	YH8RCP-8U	YH8RCP-8U
GOLF 1	1.3 L,LS,GL	1300	1979->	4	GF,GL	0.8	YH8RCP-8U	YH8RCP-8U
GOLF 1	1.4 CHICO	1400	2001->	4	BBV	0.8	YH8RCP-8U	YH8RCP-8U
GOLF 1	1.4 I,CITI,COM,VELOCITI,STORM	1400	2001->	4	AGY	0.8	YH8RCP-8U	
GOLF 1	1.5 GLS	1500	1979->1982	4	JB	0.8	YH8RCP-8U	YH8RCP-8U
GOLF 1	1.6 CITI SPORT,GTS	1600	1985->	4	FR,HM	0.8	YH8RCP-8U	YH8RCP-8U
GOLF 1	1.6 CITI SPORT,DECO,SONIC,BLUES	1600	1995->	4	HM	0.8	YH9RCP-8U	YH8RCP-8U
GOLF 1	1.6 I CHICO,LIFE,VELOCITI	1600	2001->	4	AFX	0.8	YH9RCP-8U	YH8RCP-8U
GOLF 1	1.8 CTI	1800	1990->	4	EV	0.8	YH8RCP-8U	YH8RCP-8U
GOLF 1	1.8 GTI	1800	1983->1985	4	DX	0.8	YH8RCP-8U	YH8RCP-8U
GOLF 2	1.3 CL	1300	1984->1987	4	GY	0.8	YH8RCP-8U	YH8RCP-8U
GOLF 2	1.6 CSL	1600	1984->1982	4	HM	0.8	YH9RCP-8U	YH8RCP-8U
GOLF 2	1.8 CSX	1800	1984->1992	4	HV	0.8	YH9RCP-8U	YH8RCP-8U
GOLF 2	1.8 GTI 16V	1800	1986->1990	4	KR	0.8	YM9RCP-8U	
GOLF 2	1.8 GTI 8V	1800	1984->1992	4	EV	0.8	YH8RCP-8U	YH8RCP-8U
GOLF 2	2.0 GTI 16V	2000	1990->1993	4	AAL	0.8	YM9RCP-8U	
GOLF 3	1.6 L	1600	1994->1997	4	ACG	0.8	YH8RCP-8U	CH8P-8S
GOLF 3	1.6 L	1600	1992->1996	4	HM	0.8	YH9RCP-8U	YH8RCP-8U
GOLF 3	1.8 GSX,GTS	1800	1992->1996	4	ACH	0.8	YH9RCP-8U	YH8RCP-8U
GOLF 3	2.0 16V	2000	1992->1998	4	ABF	1	YM8RCS5-10T	
GOLF 3	2.8 VR6	2800	1992->1995	6	AAA	0.8	YM7RCS5-9D	
GOLF 4	1.6 COMFORTLINE	1600	1999->2004	4	AKL	1	YM8RCS5-10T	
GOLF 4	1.8 GTI	1800	2001->2004	4	AUQ	0.8	PM8RC-7	YM8RCP-9U
GOLF 4	1.8 GTI TURBO	1800	2000->	4	AGU	0.8	PM8RC-7	YM8RCP-9U
GOLF 4	1.8 HIGHLINE 20V	1800	1999->2000	4	AGN	1	YM8RCS5-10T	
GOLF 4	2.0 HIGHLINE	2000	1999->2004	4	APK	1	YM8RCS5-10T	
GOLF 4	2.8 VR6	2800	2001->	6	AQPAUE	1.1	PM7RC7-11	
GOLF 5	1.4 FSI	1400	2006->2007	4	BUD	1.1	YMN8RCP-11U	
GOLF 5	1.4 FSI	1400	2008->	4	EA111	1.1	YMN8RCP-11U	
GOLF 5	1.6 FSI	1600	2004->2005	4	BGU	1	YM8RCS5-10T	
GOLF 5	1.6 FSI	1600	2007->	4	CCSA	1	YM8RCS5-10T	
GOLF 5	1.6 I	1600	2005->	4	BSF	1	YM8RCS5-10T	
GOLF 5	2.0 8V	2000	2000->	4	BHY	1	YM8RCS5-10T	
GOLF 5	2.0 FSI	2000	2004->	4	BLY	0.8	YM8RCP-9U	
GOLF 5	2.0 FSI	2000	2005->	4	BVZ	0.8	YM8RCP-9U	
GOLF 5	2.0 FSI TURBO	2000	2004->2006	4	AXX	0.8	PM8RC-7	YM8RCP-9U
GOLF 5	2.0 GTI	2000	2005->2007	4	BWA	0.8	PM8RC-7	YM8RCP-9U
GOLF 6	1.4 FSI	1400	2008->	4	CGGA	1.1	YMN8RCP-11U	
GOLF 6	1.6 FSI	1600	2008->	4	CCSA	1	YM8RCS5-10T	
GOLF 6	1.6 FSI	1600	2009->	4	CHGA	1	YM8RCS5-10T	
GOLF 6	1.6 FSI	1600	2010->	4	CMXA	1	YM8RCS5-10T	
GOLF 6	1.8 TFSI	1800	2009->	4	CDAA	0.8	IM9RC-7P	
GOLF 6	2.0 GTI	2000	2010->	4	CCZB	0.8	IM9RC-7P	
GOLF 6	2.0 TFSI	2000	2009->	4	CCTA,CDLF	0.8	IM9RC-7P	
JETTA 1	1.3 GL	1300	1980->1985	4	ET	0.8	YH8RCP-8U	YH8RCP-8U
JETTA 1	1.5 GLS	1500	1980->1985	4	JB	0.8	YH8RCP-8U	YH8RCP-8U
JETTA 1	1.6 GLX	1600	1980->1985	4	EM	0.8	YH8RCP-8U	YH8RCP-8U
JETTA 1	1.8 GLI	1800	1983->1985	4	DX	0.8	YH9RCP-8U	YH8RCP-8U
JETTA 2	1.6 CSL	1600	1985->1992	4	HM	0.8	YH9RCP-8U	YH8RCP-8U

APPLICATION GUIDE PASSENGER & LIGHT COMMERCIAL VEHICLES

MAKE	MODEL	ENGINE CAP.	YEAR	CYL.	ENGINE	GAP	RECOMMENDED	ALTERNATIVE
JETTA 2	1.8 CLI 16V	1800	1987->1990	4	KR	0.8	YH9RCP-8U	YH8RCP-8U
JETTA 2	1.8 CLI 8V	1800	1985->1992	4	EV	0.8	YH8RCP-8U	YH8RCP-8U
JETTA 2	1.8 CSX	1800	1985->1993	4	HV	0.8	YH9RCP-8U	YH8RCP-8U
JETTA 2	2.0 16V	2000	1990->1992	4	AAL	0.8	YM9RCP-8U	
JETTA 3	1.6 GSL	1600	1992->1996	4	HM	0.8	YH9RCP-8U	YH8RCP-8U
JETTA 3	1.6 L	1600	1992->1999	4	ACG	0.8	YH8RCP-8U	CH8P-8S
JETTA 3	1.8 CLX	1800	1992->1996	4	ACH	0.8	YH9RCP-8U	YH8RCP-8U
JETTA 4	1.6 COMFORTLINE	1600	1999->	4	AKL	1	YM8RCS5-10T	
JETTA 4	2.0 HIGHLINE	2000	1999->2002	4	APK	1	YM8RCS5-10T	
JETTA 5	1.6 I	1.6	2005->	4	BSF	1	YM8RCS5-10T	
JETTA 5	2.0 FI TURBO	2000	2009->	4	CBFA	0.8	IM9RC-7P	
JETTA 5	2.0 TURBO	2000	2006->	4	BWA	0.8	PM8RC-7	YM8RCP-9U
JETTA 5	2.5 I	2500	2007->	5	CCCA	1.1	YMN8RCP-11U	
KOMBI	1.8 L	1800	1989->	4	HV	0.8	YH9RCP-8U	YH8RCP-8U
KOMBI	1.8 PANEL VAN	1800	1989->	4	AP	0.8	YH8RCP-8U	YH8RCP-8U
LUPO	1.4 I	1400	2002->2005	4	BBY	0.8	YM8RCS5-9T	
MICROBUS	1.6 1/2" REACH	1600		4	H,B,AD,AS	0.6	CG8P-7	
MICROBUS	1.7 3/4" REACH	1700		4	CA,CE	0.8	YH8RCP-8U	YH8RCP-8U
MICROBUS	1.8 3/4" REACH	1800		4	AP	0.8	YH8RCP-8U	YH8RCP-8U
MICROBUS	1.9 WATER COOLED	1900		4	DG	0.8	YH8RCP-8U	YH8RCP-8U
MICROBUS	2.0 L	2000		4	CJ,CU	0.8	YH8RCP-8U	YH8RCP-8U
MICROBUS	2.1 I SYNCRO	2100	1989->1993	4	DJ	0.8	YH8RCP-8U	YH8RCP-8U
MICROBUS	2.1 I TURBO	2100		4	ALPINE	0.8	YH8RCP-8U	YH8RCP-8U
MICROBUS	2.3 I	2300	1995->	5	AFU	0.8	YH9RCP-8U	YH8RCP-8U
MICROBUS	2.5 I	2500	1991->1995	5	AAV	0.8	YH9RCP-8U	YH8RCP-8U
MICROBUS	2.6 I	2600	1994->1996	5	ADV	0.8	YH9RCP-8U	YH8RCP-8U
PASSAT	1.3 L,LS	1300	1974->1981	4	ZF	0.8	YH8RCP-8U	YH8RCP-8U
PASSAT	1.6 GLS	1600	1979->1981	4	YP,YN	0.8	YH8RCP-8U	YH8RCP-8U
PASSAT	1.8 CL	1800	1984->1987	4	JV,HV	0.8	YH9RCP-8U	YH8RCP-8U
PASSAT	1.9 GLS	1900	1981->1985	5	WN	0.8	YH9RCP-8U	YH8RCP-8U
PASSAT	2.2 CLI	2200	1985->1987	5	SG	0.8	YH9RCP-8U	YH8RCP-8U
PASSAT	2.2 CLX	2200	1984->1987	5	MX	0.8	YH9RCP-8U	YH8RCP-8U
PASSAT	2.3 V5	2300	2003->	4	AZX	1	YM7RCS5-10T	
PASSAT 3	2.8 V6	2800	1991->1995	6	AAA	0.8	YM7RCS5-9D	
PASSAT 4	1.8 TURBO	1800	1999->	4	AEB	0.8	PM8RC-7	YM8RCP-9U
PASSAT 4	1.8 TURBO	1800	2000->	4	AFY	1	YM8RCS5-10T	
PASSAT 4	1.8 TURBO	1800	2005->	4	AWT	0.8	PM8RC-7	YM8RCP-9U
PASSAT 4	2.0 FSI	2000	2005->	4	AZM	1	YM8RCS5-10T	
PASSAT 4	2.3 I	2300	2001->2005	5	AZX	1.1	PM7RC7-11	
PASSAT 4	2.8 V6	2800	1999->	6	ACK	0.8	YM8RCS5-9D	
PASSAT 4	2.8 V6	2800	2001->	6	AMX	0.8	YM8RCS5-9D	
PASSAT 4	2.8 V6	2800	2005->	6	BBG	0.8	YM8RCS5-9D	
PASSAT 5	1.8 TSI	1800	2012->	4	CDAA	0.8	IM9RC-7P	
PASSAT 5	2.0 FI TURBO	2000	2009->	4	CCTA	0.8	IM9RC-7P	
PASSAT 5	2.0 FSI	2000	2005->	4	BLY	0.8	YM8RCP-9U	
PASSAT 5	2.0 FSI	2000	2005->	4	BVZ	0.8	YM8RCP-9U	
PASSAT 5	2.0 FSI	2000	2005->2007	4	BPY,BWA	0.8	PM8RC-7	YM8RCP-9U
PASSAT 5	2.0 FSI TURBO	2000	2005->	4	AXX	0.8	PM8RC-7	YM8RCP-9U
PASSAT 5	2.0 TFSI	2000	2007->2010	4	CAWB	0.8	IM9RC-7P	
PICK-UP	1.6 SX	1600	1997->	4	H,B,AD,AS	0.8	YH8RCP-8U	YH8RCP-8U
PICK-UP	1.8 SPORT	1800	1997->	4	AP	0.8	YH9RCP-8U	YH8RCP-8U
POLO	1.4 I	1400	2006->	4	BUD	1.1	YMN8RCP-11U	
POLO	1.4 I 16V	1400	2001->2004	4	BBC,BBY	1	YM8RCS5-10T	
POLO 4	1.2 I	1200	2010->	3	CJLA	1.1	YMN8RCP-11U	
POLO 4	1.4 I	1400	2009->	4	CGGB	1.1	YMN8RCP-11U	
POLO 4	1.4 I	1600	2006->	4	BTS	1.1	YMN8RCP-11U	

APPLICATION GUIDE PASSENGER & LIGHT COMMERCIAL VEHICLES

MAKE	MODEL	ENGINE CAP.	YEAR	CYL.	ENGINE	GAP	RECOMMENDED	ALTERNATIVE
POLO 4	1.6 I	1600	2006->	4	BTS	1.1	YMN8RCP-11U	
POLO 4	1.8 GTI	1800	2006->	4	BBU,BJX	0.8	PM8RC-7	YM8RCP-9U
POLO 5	1.4 COMFORTLINE	1400	2011->	4		1.1	YMN8RCP-11U	
POLO 5	1.6 COMFORTLINE	1600	2011->	4	CLS	1.1	YMN8RCP-11U	
POLO CLASSIC	1.4 I	1400	1996->2002	4	AGY	0.8	YH8RCP-8U	YH8RCP-8U
POLO CLASSIC	1.4 I	1400	2007->	4	BLM	1	YM7RCS5-10T	
POLO CLASSIC	1.6 I	1600	1996->2002	4	AFX	0.8	YH9RCP-8U	YH8RCP-8U
POLO CLASSIC	1.6 I COMFORTLINE	1600	2002->2007	4	BAH	1	YM7RCS5-10T	
POLO CLASSIC	1.8 I	1800	1996->2002	4	AFV	0.8	YH9RCP-8U	YH8RCP-8U
POLO CLASSIC	2.0 I	2000	2004->2005	4	BBX	1.1	PM8RC-11	YM8RCP-11U
POLO PLAYA	1.4 I	1400	1998->2002	4	AGY	0.8	YH8RCP-8U	YH8RCP-8U
POLO PLAYA	1.6 I	1600	1998->2002	4	AFX	0.8	YH9RCP-8U	YH8RCP-8U
POLO PLAYA	1.8 I	1800	1999->2002	4	AFV	0.8	YH9RCP-8U	YH8RCP-8U
POLO VIVO	1.4 I	1400	2011->	4	CLP	1.1	YMN8RCP-11U	
POLO VIVO	1.6 I	1600	2011->	4	CLS	1.1	YMN8RCP-11U	
SCIROCCO	2.0 TFSI	2000	2008->	4	CAWB	0.8	IM9RC-7P	
SCIROCCO	2.0 TSI	2000	2009->	4	CCZB	0.8	IM9RC-7P	
SCIROCCO	2.0 TSI-R	2000	2009->	4	CDLA	0.8	IM9RC-7P	
SHARAN	1.8 TURBO	1800	1999->2001	4	AJH	0.8	YM8RCS5-9T	
SHARAN	1.8 TURBO	1800	2000->2005	4	AWC	0.8	PM8RC-7	YM8RCP-9U
SHARAN	2.0 I	2000	2005->	4	ATM	1	YM8RCS5-10T	
SHARAN	2.0 TSI	2000	2010->	4	CCZA	0.8	IM9RC-7P	
SHARAN	2.8 VR6	2800	2005->	6	AYL	1.1	PM7RC7-11	
TIGUAN	2.0 FI TURBO	2000	2009->	4	CCTA	0.8	IM9RC-7P	
TOURAN	1.6 TRENDLINE	1600	2005->	4	BSE,BSF	1	YM8RCS5-10T	
TRANSPORTER	1.6 1/2" REACH	1600		4	H,B,AD,AS	0.6	CG8P-7	
TRANSPORTER	2.0 I	2000	2003->2007	4	AXA	0.8	YM8RCS5-9T	

VOLVO

850	2.3 TURBO SPORTWAGON	2300	1994->	5	B5234FT	0.8		YM9RCP-8U
850	2.5 GLT,GLT SPORTWAGON	2500	1994->	5	B5254F	0.8	YM8RCP-9U	YM8RCP-9U
960	2.9 SEDAN-ESTATE	2900	1994->1997	5	B6304FS	0.8	YM8RCP-9U	YM8RCP-9U
C30	1.6 I	1600	2006->	4	B4164S3	1.3	YSJ7RCP-13U	
C30	2.0 16V	2000	2006->	4	B4204S3	1.3	IS8RC-13P	YS8RCP-13U
C30	2.0 16V	2000	2007->	4	B4204S	0.8	PM8RC-7	YM8RCP-9U
C30	2.5 T5	2500	2006->	5	B5254T3	0.8	YM8RCS5-9D	
C30	2.5 T5	2500	2006->	5	B5254T7	0.8	IMJ8RC-8P	YMJ8RCP-11U
C70	2.3 CABRIO T5	2300	2002->	5	B5234T3	0.8	PM8RC-7	YM8RCP-9U
C70	2.5 I	2500	2002->	5	B5254	0.8	YM8RCS5-9D	
C70	2.5 I	2500	2005->	5	B5254T7	0.8	IMJ8RC-8P	YMJ8RCP-11U
C70	2.5 I	2500	2006->	5	B5254T3	0.8	IMJ8RC-8P	YMJ8RCP-11U
S40	1.8 I	1800	2004->	4	B4184S8 / S11	1.3	IS8RC-13P	YS8RCP-13U
S40	1.9 T4	1900	1998->	4	B4194T	1.1	PM8RC-11	YM8RCP-11U
S40	2.0 16V	2000	1997->	4	B4204S2	0.8	YM8RCS5-9T	YM8RCP-9U
S40	2.0 16V	2000	2006->	4	B4204S3	1.3	IS8RC-13P	YS8RCP-13U
S40	2.0 TURBO	2000	1999->	4	B4204T	0.8	PM8RC-7	YM8RCP-9U
S40	2.5 I	2500	2005->	5	B5254T3,T5	1.1	PMJ8RC-11	YMJ8RCP-11U
S40	2.5 T5	2500	2007->	5	B5254T7	0.8	IMJ8RC-8P	YMJ8RCP-11U
S60	2.0 TURBO	2000	2003->	5	B5204T5	0.8	PM8RC-7	YM8RCP-9U
S60	2.0 TURBO	2000	2004->	5	B5204T	1.1	PMJ8RC-11	YMJ8RCP-11U
S60	2.3 I T5	2300	2001->	5	B5234T3	0.8	PM8RC-7	YM8RCP-9U
S60	2.4 I	2400	2001->	5	B5244S	0.8	YM8RCP-9U	
S60	2.4 TURBO	2400	2001->	5	B5244T	0.8	PM8RC-7	YM8RCP-9U
S60	2.5 TURBO	2500	2004->	5	B5254T2	0.8	PM8RC-7	YM8RCP-9U
S60R	2.5 TURBO	2500	2003->	5	B5254T4	1.1	PMJ8RC-11	YMJ8RCP-11U
S70	2.3 T-5	2300	1997->	5	B5234T4	0.8	YM9RCP-8U	



APPLICATION GUIDE PASSENGER & LIGHT COMMERCIAL VEHICLES

MAKE	MODEL	ENGINE CAP.	YEAR	CYL.	ENGINE	GAP	RECOMMENDED	ALTERNATIVE
S70	2.5 20V	2500	1994->	5	B5254S	0.8	YM8RCP-9U	
S80	2.0 16V	2000	2007->	4	B4204S3 / S4	1.3	IS8RC-13P	YS8RCP-13U
S80	2.5 TURBO	2500	2006->	5	B5254T2,T5	0.8	YM8RCP-9U	
S80	2.8 I T6	2800	1999->	6	B6284T2	0.8	YM9RCP-8U	
S80	2.9 I	2900	1999->	6	B6294S	0.8	YM8RCS5-9D	
S80	3.2 I	3200	2007->	6	B6324S	0.8	IMJ8RC-8P	YMJ8RCP-11U
S90	3.0 I	3000	1997->2000	5	B6304F	0.8	YM8RCP-9U	YM8RCP-9U
V40	1.9 T4	1900	1998->	4	B4194 T	1.1	PM8RC-11	YM8RCP-11U
V40	2.0 S/WAGON	2000	1997->	4	B4204S	0.8	YM8RCS5-9T	YM8RCP-9U
V40	2.0 T5	2000	2000->2004	4	B4204T5	1.1	PM8RC-11	YM8RCP-11U
V50	2.0 16V	2000	2007->	4	B4204S3	1.3	IS8RC-13P	YS8RCP-13U
V50	2.5 T5	2500	2004->	5	B5254T3	1.1	PMJ8RC-11	YMJ8RCP-11U
V50	2.5 T5	2500	2007->	5	B5254T7	0.8	IMJ8RC-8P	YMJ8RCP-11U
V70	2.0 16V	2000	2007->	4	B4204S3 / S4	1.3	IS8RC-13P	YS8RCP-13U
V70	2.0 TURBO	2000	2003->	5	B5204T	0.8	YM9RCP-8U	
V70	2.3 T-5 S/WAGON	2300	1997->	5	B5234T4	0.8	YM9RCP-8U	
V70	2.4 TURBO	2400	2000->	5	B5244T3	0.8	PM8RC-7	YM8RCP-9U
V70	2.5 20V	2500	1994->	5	B5254S	0.8	YM8RCP-9U	
V70	2.5 R	2500	2004->	5	B5254T4	1.1	PMJ8RC-11	YMJ8RCP-11U
V70	3.0 TURBO	3000	2007->	5	B6304T2	0.8	IMJ8RC-8P	YMJ8RCP-11U
V70	3.2 V6	3200	2007->	6	B6324S	0.8	IMJ8RC-8P	YMJ8RCP-11U
V90	2.9 S/WAGON	2900	1997->2000	6	B6304F	0.8	YM8RCP-9U	YM8RCP-9U
V90	3.0 V6	3000	1997->	6	B6304F/G	0.8	YM8RCS5-9D	
XC60	3.0 I	3000	2008->	6	B6304T2	0.8	IMJ8RC-8P	YMJ8RCP-11U
XC70	3.2 TURBO	3200	2007->	6	B6324S	0.8	IMJ8RC-8P	YMJ8RCP-11U
XC90	3.2 TURBO	3200	2006->	6	B6324S	0.8	IMJ8RC-8P	YMJ8RCP-11U



APPLICATION GUIDE COMMERCIAL VEHICLES

MAKE	MODEL	ENGINE CAP.	YEAR	CYL.	ENGINE	GAP	RECOMMENDED	ALTERNATIVE
ISUZU								
N3000 P	2.5	2500		4		0.8	YH8RCP-8U	CH8P-8S
MITSUBISHI								
CANTER	2.6 LWB, SWB	2600	1983->	4	4G54	0.8	YH8RCP-8U	CH8P-8S
NISSAN								
CABALL	2	2000		4	H20	0.8	YH7RCP-8U	CH7P-8
CABSTAR	2.8 LCV	2800	1984->1990	6	L28	0.8	YH8RCP-8U	CH8P-8S
TOYOTA								
2R,3R,F,2F	FORKLIFT					0.8	YH7RCP-8U	

APPLICATION GUIDE ATV

MAKE	MODEL	ENGINE CAP.	YEAR	CYL.	ENGINE	GAP	RECOMMENDED	ALTERNATIVE
ARCTIC CAT								
50	50 ATV	50	2006->	1		0.8	CC9RN-7	
90	90 ATV	90	2006->	1		0.8	CC9RN-7	
400	400 ATV	400	2004->2006	1		0.8	CD9RN-8	
650	650 ATV	650	2004->2006	1		0.8	CD9RN-8	
BASHAN								
150	CVT 150	150	2011->	1		0.8	CC9N-6	CC9RN-7
250	CHEETAH SPORT 200	250	2011->	1		0.8	CF10P-6	CF10RN-7
250	GRIZZLEY CVT 250	250	2011->	1		0.8	CF10P-6	CF10RN-7
BIG BOY								
110	CR 110 MONSTER	110	2011->	1		0.8	CC9N-6	CC9RN-7
110	JNR 110 R6 MONSTER	110	2011->	1		0.8	CC9N-6	CC9RN-7
110	JNR 110 R7 MONSTER	110	2011->	1		0.8	CC9N-6	CC9RN-7
125	CR 125 MONSTER	125	2011->	1		0.8	CC9N-6	CC9RN-7
300	D300	300	2011->	1		0.8	CF10P-6	CF10RN-7
300	H300	300	2011->	1		0.8	CF10RN-7	
550	K550 MONSTER FI	550	2011->	1		0.8	CF10RN-7	
BOMBARDIER								
250	DS250	250	2006->	1		0.8	CD10RN-9	
330	OUTLANDER 330	330	2002->	1		0.8	YFM10RCP-9U	
400	OUTLANDER 400	400	2003->	1		0.8	YFM10RCP-9U	
500	OUTLANDER 500	500	2007->	1		0.8	YFM10RCP-9U	
500	RENEGADE 500	500	2008->	1		0.8	YFM10RCP-9U	
650	DS 650	650	2000->2007	1		0.8	YFM10RCP-9U	
650	OUTLANDER 650	650	2006->	1		0.8	YFM10RCP-9U	
800	OUTLANDER 800	800	2006->	1		0.8	YFM10RCP-9U	
CAGIVA								
650	RAPTOR	650	2000->	2		0.8	CD10RN-9	
GOMOTO								
70	PUMA 70 CVT	70	2011->	1		0.8	CC9N-6	CC9RN-7
110	ORION 110	110	2011->	1		0.8	CC9N-6	CC9RN-7
150	CVT 150	150	2011->	1		0.8	CC9N-6	CC9RN-7
250	250 WATER COOLED	250	2011->	1		0.8	CF10P-6	CF10RN-7
HONDA								
90	TRX 90 ATV	90	1993->2006	1		0.8	CC9RN-7	
200	ATC BIG RED	200	1982->1983	1		0.7	CF10P-6	CF10RN-7
200	ATC200,E,ES,M,S,X	200	1982->1984	1		0.7	CF10P-6	CF10RN-7
200	TRX-200,XN SPORT,DN AGRI	200	1981->1985	1		0.7	CF10P-6	CF10RN-7
250	ATC250ES,SX	250	1985->	1		0.7	CF10P-6	CF10RN-7
250	ATC250R	250	1985->1987	1		0.8	CH10N-8	
250	ATC250SX	250	1985->	1		0.7	CF10P-6	CF10RN-7
250	TRX250EX ATV	250	2001->2006	1		0.9	CF10RCP-9	
250	TRX250TM ATV	250	1996->2006	1		0.9	CF10RCP-9	
300	TRX300 FWP4X4	300	2000->2006	1		0.9	CF10RCP-9	
300	TRX300FWT	300	2000->2006	1		0.9	CF10RCP-9	
400	TRX400FGA ATV	400	2004->2007	1		0.9	CF10RCP-9	

APPLICATION GUIDE

ATV

MAKE	MODEL	ENGINE CAP.	YEAR	CYL.	ENGINE	GAP	RECOMMENDED	ALTERNATIVE
500	TRX500FE ATV	500	2005->2006	1		1.1	CM7RP-11	
500	TRX500FE ATV	500	2005->2006	1		1.1	CM7RP-11	
500	TRX500FE,FM,TM	500	2005->2009	1		1.1	CM7RP-11	
KAWASAKI								
185	KLF185	185	1985->1988	1		0.7	CF10P-6	CF10RN-7
185	KLF185 BAYOU	185	1985->1988	1		0.7	CF10P-6	CF10RN-7
250	KLF250 ATV	250	2003->2010	1		0.7	CF10RN-7	
250	KLF250A ATV	250	2002->2010	1		0.7	CF10RN-7	
300	KLF300 BAYOU,PRAIRIE 4X4	300	2000->	1		0.7	CF10RN-7	
360	KVF360 ATV	360	2003->2006	1		0.9	CF10RCP-9	
400	KFX400 ATV	400	2003->2006	1		0.8	CD9RN-8	
400	KFX400A ATV	400	2003->	1		0.8	CD10RN-9	
400	KLF400	400	1993->1999	1		0.9	CF10RCP-9	
400	KSF400 F ATV	400	2003->2006	1		0.8	CD9RN-8	
650	KVF650 ATV	650	2005->	2		0.8	CD9RN-8	
700	KFX700 ATV	700	2004->2006	2		0.8	CD9RN-8	
700	KSV700A ATV	700	2004->2006	2		0.8	CD9RN-8	
700	KSV700B ATV	700	2004->2006	2		0.8	CD9RN-8	
700	KSV700C ATV	700	2006->	2		0.8	CD9RN-8	
750	KSV750 ATV	750	2004->2006	2		0.8	CD9RN-8	
750	KVF750 ATV	750	2005->	2		0.8	CD9RN-8	
KYMCO								
90	MONGOOSE ATV	90	2004->2005	1		0.8	CC9RN-7	
150	ATV	150	2002->2005	1		0.8	CD10RN-9	
150	MX ATV	150	2001->	1		0.7	CF10RN-7	
POLARIS								
200	PHOENIX ATV	200	2005->	1		0.8	CC9RN-7	
300	HAWKEYE ATV	300	2006->	1		0.8	CD10RN-9	
325	M/NUM 4X4	325	1995->	1		0.8	YM8RCP-9U	
325	R M/NUM 2X4	325	2000->	1		0.8	YM8RCP-9U	
325	T/BOSS 2X4	325	1995->	1		0.8	YM8RCP-9U	
330	MAGNUM ATV	330	2005->	1		0.8	YM8RCP-9U	
400	SPORTSMAN ATV	400	2003->2005	1		0.8	CM7RP-8	
425	XPEDITION	425	1995->	1		0.8	YM7RCP-8U	
450	SPORTSMAN ATV	450	2006->	1		0.8	YM8RCP-9U	
500	PREDATOR ATV	500	2005->	1		0.8	YFM10RCP-9U	
500	R M/NUM 4X4	500	1995->	1		0.8	YM7RCP-8U	
500	R SCRAM 4X4	500	1992->1994	1		0.8	YM7RCP-8U	
500	RANGER 6X6	500	1998->	1		0.8	YM7RCP-8U	
500	RANGER ATV	500	2004->2006	1		0.8	YM8RCP-9U	
500	SCRAM 2X4	500	1998->	1		0.8	YM7RCP-8U	
500	SPORTSMAN 6X6	500	2005->	1		0.8	YM8RCP-9U	
500	SPORTSMAN 4X4	500	1996->2004	1		0.8	YM7RCP-8U	
850	850	850	2009->2010	2		0.8	YNF9RCP-9U	
SUZUKI								
250	LT250EFF	250	1986->	1		0.7	CF10P-6	CF10RN-7
250	LT250RF	250	1985->	1		0.8	CH10N-8	
300	LTF 300	300	1999->	1		0.7	CF10P-6	CF10RN-7
400	LT-A400F ATV	400	2002->2005	1		0.8	CD9RN-8	
400	LT-Z 400 ATV	400	2003->2005	1		0.8	CD10RN-9	
400	LTF-400F ATV	400	2002->2005	1		0.8	CD9RN-8	



APPLICATION GUIDE

ATV

MAKE	MODEL	ENGINE CAP.	YEAR	CYL.	ENGINE	GAP	RECOMMENDED	ALTERNATIVE
400	LTZ400	400	2002->2003	1		0.8	CD9RN-8	
400	LTZ400 ATV	400	2002->	1		0.8	CD10RN-9	
450	LTR450 ATV	450	2007->	1		0.8		CD10RN-9
500	LT-F 500F ATV	500	2004->2005			0.8	CD9RN-8	
YAMAHA								
80	YFM 80G ATV	80	2005->2006	1		0.8	CC9RN-7	
80	YFM80E	80	1993->	1		0.7	CC9N-6	CC9RN-7
80	YFM80N	80	1985->2001	1		0.7	CC9N-6	CC9RN-7
125	YFM 125 ATV	125	2005->2006	1		0.8	CC9RN-7	
200	YFS200 ATV	200	1990->2004	1		0.8	CH10N-8	
350	YFM 350 ATV	350	2004->2008	2		0.7	CF10RN-7	
350	YFM350ERT	350	1994->	2		0.7	CF10P-6	CF10RN-7
400	YFM 400F ATV	400	2000->2006	1		0.7	CF10RN-7	
400	YFM400	400	2000->	1		0.7	CF10RN-7	
400	YFM400 AN ATV	400	2003->2004	1		0.7	CF10RN-7	
400	YFM400 FW ATV	400	1994->2004	1		0.7	CF10RN-7	
400	YFM450 FW AN	400	2003->2004	1		0.7	CF10RN-7	
400	YP400 ATV	400	2005->	1		0.8	CD9RN-8	
450	YFM 450F ATV	450	2003->2006	1		0.7	CF10RN-7	
450	YFZ450S ATV	450	2004->	1		0.8	CD10RN-9	
450	YZF 450V ATV	450	2006->	1		0.8	CD10RN-9	
660	YFM 660 GRIZZLY ATV	660	2002->2004	1		0.9	CF10RCP-9	
660	YFM660R RAPTOR	660	2001->	1		0.9	CF10RCP-9	
700	YFM 700RV ATV	700	2006->	1		0.8	CD10RN-9	
700	YFM700 RAPTOR ATV	700	2007->	1		0.8	CD10RN-9	



APPLICATION GUIDE GOLF CART

MAKE	MODEL	ENGINE CAP.	YEAR	CYL.	ENGINE	GAP	RECOMMENDED	ALTERNATIVE
CLUB CAR								
CAFE EXPRESS	351		2003->			0.8	YH7RCP-8U	CH7P-8
CARRY ALL 272	351		2000->2003			0.8	YH7RCP-8U	CH7P-8
CARRY ALL TURF 1,2	286		1992->2003			0.8	YH7RCP-8U	CH7P-8
CARRY ALL TURF 2 XRT	351		2003->			0.8	YH7RCP-8U	CH7P-8
VILLAGER SERIES	351		2003->			0.8	YH7RCP-8U	CH7P-8

APPLICATION GUIDE MOTORCYCLES

MAKE	MODEL	ENGINE CAP.	YEAR	CYL.	ENGINE	GAP	RECOMMENDED	ALTERNATIVE
APRILIA								
125	MOJITO 125	125	2005->	1		0.8	CD11RN-7	
450	RXV 450	450	2006->	2		0.8		CD10RN-9
650	PEGASO 650	650	2007->	1		0.8	CD9RN-8	
650	PEGASO ML,MX,GA 650	650	1997->	1		0.7	CF10RN-7	
650	PEGASO TRIAL 650	650	2006->	1		0.8	CD9RN-8	
660	PEGASO 660	660	2006->2009	1		0.8	CD9RN-8	
1000	TUONO 1000 V4	1000	2011->	4		0.8		CD11RN-7D
1200	DORSODURO 1200	1200	2010->	2		0.8		CD11RN-7D
BAJAJ								
100	100 BOXER BM	100	2011->	1		0.8	CC9N-6	CC9RN-7
125	125 PLATINA	125	2011->	1		0.8	CC9N-6	CC9RN-7
135	135 PULSAR LS	135	2011->	1		0.8	CD11RN-7	
180	180 PULSAR DTS-I	180	2011->	1		0.8	CD11RN-7	
180	180 PULSAR UG4	180	2011->	1		0.8	CD11RN-7	
220	220 AVENGER	220	2011->	1		0.8	CD11RN-7	
220	220 PULSAR	220	2011->	1		0.8	CD11RN-7	
220	220 RE-4S	220	2011->	1		0.8	CF10P-6	CF10RN-7
BASHAN								
100	100 BS- R	100	2011->	1		0.8	CC9N-6	CC9RN-7
125	125 PITT	125	2011->	1		0.8	CC9N-6	CC9RN-7
125	125 R	125	2011->	1		0.8	CC9N-6	CC9RN-7
125	125 RR	125	2011->	1		0.8	CC9N-6	CC9RN-7
125	125 X-PLODE	125	2011->	1		0.8	CC9N-6	CC9RN-7
125	125 X-PLODE SCRAMBLER	125	2011->	1		0.8	CC9N-6	CC9RN-7
125	125 X-PLODE MOTARD	125	2011->	1		0.8	CC9N-6	CC9RN-7
150	150 RR	150	2011->	1		0.8	CC9N-6	CC9RN-7
200	200 X-PLODE SCRAMBLER	200	2011->	1		0.8	CF10P-6	CF10RN-7
250	250 HAWK XTC	250	2011->	1		0.8	CF10P-6	CF10RN-7
250	250 R	250	2011->	1		0.8	CF10P-6	CF10RN-7
250	250 RR	250	2011->	1		0.8	CF10P-6	CF10RN-7
250	250 X-PLODE	250	2011->	1		0.8	CF10P-6	CF10RN-7
BIG BOY								
50	50 JNR ZOOKA	50	2011->	1		0.8	CG7P-6	
100	100 JNR ZOOKA	100	2011->	1		0.8	CC9N-6	CC9RN-7
125	125 TTR ZOOKA	125	2011->	1		0.8	CC9N-6	CC9RN-7
125	125 VENTURE	125	2011->	1		0.8	CC9N-6	CC9RN-7
125	CGL 125	125	2011->	1		0.8	CF10P-6	CF10RN-7
125	CR125 ZOOKA	125	2011->	1		0.8	CC9N-6	CC9RN-7
125	CRF125-801 ZOOKA	125	2011->	1		0.8	CC9N-6	CC9RN-7
125	CRF125 ZOOKA	125	2011->	1		0.8	CC9N-6	CC9RN-7
125	GP 125 CB	125	2011->	1		0.8	CF10P-6	CF10RN-7
125	GP 125 NCB	125	2011->	1		0.8	CF10P-6	CF10RN-7
125	XTG 125	125	2011->	1		0.8	CF10P-6	CF10RN-7
150	CGL 150	150	2011->	1		0.8	CF10P-6	CF10RN-7
150	CR150 ZOOKA	150	2011->	1		0.8	CC9N-6	CC9RN-7
150	LEGACY 150	150	2011->	1		0.8	CC9N-6	CC9RN-7
150	SUPERLIGHT 150	150	2011->	1		0.8	CC9N-6	CC9RN-7
160	CRF160-801 ZOOKA	160	2011->	1		0.8	CC9N-6	CC9RN-7
160	TTR160 ZOOKA	160	2011->	1		0.8	CC9N-6	CC9RN-7

APPLICATION GUIDE MOTORCYCLES

MAKE	MODEL	ENGINE CAP.	YEAR	CYL.	ENGINE	GAP	RECOMMENDED	ALTERNATIVE
200	GP 200 CB	200	2011->	1		0.8	CF10P-6	CF10RN-7
200	GP 200 NCB	200	2011->	1		0.8	CF10P-6	CF10RN-7
200	XTG 200	200	2011->	1		0.8	CF10P-6	CF10RN-7
250	BLACKBALL 250	250	2011->	1		0.8	CC9N-6	CC9RN-7
250	CRUISER 250	250	2011->	1		0.8	CC9N-6	CC9RN-7
250	SRC 250	250	2011->	1		0.8	CF10P-6	CF10RN-7
250	SRE 250	250	2011->	1		0.8	CF10P-6	CF10RN-7
250	SRM 250	250	2011->	1		0.8	CF10P-6	CF10RN-7
250	SRT 250	250	2011->	1		0.8	CF10P-6	CF10RN-7
250	SRX 250	250	2011->	1		0.8	CF10P-6	CF10RN-7
250	VOYGER 250	250	2011->	1		0.8	CC9N-6	CC9RN-7
250	XTG250	250	2011->	1		0.8	CF10P-6	CF10RN-7
BMW								
450	G450C	450	2008->	1		0.8		CD11RN-7D
450	G450X	450	2008->	1		0.8		CD11RN-7D
500	R50 & R51 SERIES 12.7MM	500	1951->1954	2		0.7		CG9RN-7
500	R50 & R51 SERIES 19.0MM	500	1955->1969	2		0.8	CH10N-8	
500	R50/5	500	1969->1973	2		0.8	YH8RCP-8U	
600	R60/5,6,7	600	1976->1978	2		0.8	YH8RCP-8U	CH8P-8S
600	R60 & R69 SERIES 19.0MM	600	1956->1969	2		0.8	CH10N-8	
650	F650 DAKAR	650	2000->2003	1		0.8	CF10RN-7	
650	F650 DAKAR/M	650	2003->2006	1		0.8		CF10RN-7
650	F650 FUNDURO	650	1999->	2		0.8		YM9RCP-8U
650	F650 FUNDURO	650	2000->2003	1		0.7	CF10RN-7	
650	F650 GS	650	2007->2010	1		0.8	YFM10RCP-9U	
650	F650 GS/DAKAR	650	2004->2004	1		0.8	CF10RN-7	
650	F650 GS/DAKAR	650	2005->2006	1		0.8		CF10RN-7
650	F650 S/M	650	2003->2007	1		0.8		CF10RN-7
650	G650 XCHALLENGE XCOUNTRY	650	2007->	1		0.8		CF10RN-7
650	G650X CHALLENGE	650	2007->	1		0.8		CF10RN-7
650	G650X COUNTRY	650	2007->	1		0.8		CF10RN-7
650	R 65	650	1978->	2		0.8	YH8RCP-8U	
750	K75C, K75S	750	1985->1996	3		0.7	CF10P-6	CF10RN-7
750	R75/5, R75/6, R75/7	750	1970->	3		0.8	YH8RCP-8U	CH8P-8S
800	F 800R	800	2009->	2		0.8	YFM10RCP-9U	
800	F650GS	800	2008->	2		0.8	YFM10RCP-9U	
800	F800GS	800	2008->	2		0.8	YFM10RCP-9U	
800	F800S,ST	800	2006->	2		0.8	YFM10RCP-9U	
800	R80GS	800	1980->1994	2		0.8	YH8RCP-8U	CH8P-8S
800	R80/7, R80G, R80S	800	1982->1995	2		0.8	YH8RCP-8U	CH8P-8S
900	R90/6, R90S	900	1976->	2		0.8	YH8RCP-8U	CH8P-8S
1000	GS100	1000	1989->	2		0.8	YH8RCP-8U	CH8P-8S
1000	K100, K100RS, K100RT 72KW	1000	1990->1993	4		0.7	CF10P-6	CF10RN-7
1000	R100GS	1000	1985->	2		0.8		CH8P-8S
1000	R100/7, 100S, 100RS	1000	->1986	2		0.8	YH8RCP-8U	CH8P-8S
1200	K1200RS	1200	1997->2003	4		0.7	YFM9RCP-9U	
1200	K1200/RS,LT	1200	1997->	4		0.8	YM8RCS5-9D	
1000	FIREBOLT XB9R 1000	1000	2002->2007	2		0.8	YFM10RCP-9U	
1125	1125 CR	1125	2009->2010	2		0.8		CD11RN-7D
1125	1125 R	1125	2008->	2		0.8		CD11RN-7D
BUELL								
1200	LIGHTNING X1 1200	1200	1999->2005	2		0.8	YFM10RCP-9U	



APPLICATION GUIDE MOTORCYCLES

MAKE	MODEL	ENGINE CAP.	YEAR	CYL.	ENGINE	GAP	RECOMMENDED	ALTERNATIVE
1200	M2 CYCLONE 1200	1200	1997->1998	2		0.8	YFM10RCP-9U	
1200	S1 LIGHTNING B,H1 1200	1200	1996->1997	2		0.8	YFM10RCP-9U	
1200	S1 WHITE LIGHTNING 1200	1200	1998->	2		0.7	YFM9RCP-9U	
1200	S3T BOLT,BOLT TOUR 1200	1200	1997->	2		0.8	YFM10RCP-9U	
CAGIVA								
900	CANYON 900	900	1999->	2		0.9	CF10RCP-9	
DERBI								
125	TERRA 125	125	2008->	1		0.8		CD10RN-9
DUCATI								
500	500GTL, SPORT DESMO	500	1974->1979	2		0.7		CG9RN-7
620	MULTISTRADA 620	620	2005->	2		0.8	YFM10RCP-9U	
696	MONSTER 700	700	2007->	2		0.8	YFM10RCP-9U	
750	F1 750	750	1985->	2		0.7	CF10P-6	CF10RN-7
750	PASO 750	750	1986->	2		0.7	CF10P-6	CF10RN-7
803	MONSTER 796	803	2010->	2		0.8	YFM10RCP-9U	
803	MONSTER S2R	803	2006->	2		0.8	YFM10RCP-9U	
848	SP 850	850	2007->	2		0.8		
900	SS,SD,S2 900	900	1980->1987	2		0.7		CG9RN-7
1000	CLASSIC SPORT 1000	1000	2006->	2		0.8	YFM10RCP-9U	
1000	MULTISTRADA S DS 1000	1000	2005->	2		0.9	CF10RCP-9	
1000	M,H MILLE 1000	1000	1981->1985	2		0.7		CG9RN-7
1000	S2R MONSTER 1000	1000	2006->	2		0.8	YFM10RCP-9U	
1000	ST3 1000	1000	2004->2008	2		0.8		CD11RN-7
1078	HYPERMOTARD 1078	1078	2007->	2		0.8	YFM10RCP-9U	
1100	HYPERMOTARD 1100	1100	2010->	2		0.8	YFM10RCP-9U	
1100	MONSTER 1100	1100	2009->	2		0.8	YFM10RCP-9U	
1100	MULTISTRADA 1100	1100	2007->	2		0.8	YFM10RCP-9U	
GENERAL								
150	COUGAR 150	150	1980->1982	1		0.7	CC9N-6	CC9RN-7
250	COUGAR 250	250	1980->1982	1		0.7	CC9N-6	CC9RN-7
GOMOTO								
70	CRF 70	70	2011->	1		0.8	CC9N-6	CC9RN-7
100	TRANSPORTER 100	100	2011->	1		0.8	CC9N-6	CC9RN-7
125	CRF 125 BIG WHEEL	125	2011->	1		0.8	CC9N-6	CC9RN-7
125	CRF 125 SMALL WHEEL	125	2011->	1		0.8	CC9N-6	CC9RN-7
125	FREEDOM 125	125	2011->	1		0.8	CC9N-6	CC9RN-7
125	XPLORE 125	125	2011->	1		0.8	CC9N-6	CC9RN-7
125	ZR-125	125	2011->	1		0.8	CC9N-6	CC9RN-7
150	FREEDOM 150	150	2011->	1		0.8	CC9N-6	CC9RN-7
150	XPLORE 150	150	2011->	1		0.8	CC9N-6	CC9RN-7
200	X-ACT 200	200	2011->	1		0.8	CF10P-6	CF10RN-7
200	ZR-200	200	2011->	1		0.8	CF10P-6	CF10RN-7
230	LYNX 230	230	2011->	1		0.8	CF10P-6	CF10RN-7
250	INTRUDER 250	250	2011->	1		0.8	CF10P-6	CF10RN-7
HARLEY DAVIDSON								
883	883 IRON	880	2008->	2		0.9	CFM9RP-9	
1130	VRSC-V-ROD 1130	1130	2002->	2		0.8	YFM10RCP-9U	
1200	EVOLUTION XL V-2 1200	1200	1986->2005	2		0.7	YFM9RCP-9U	



APPLICATION GUIDE MOTORCYCLES

MAKE	MODEL	ENGINE CAP.	YEAR	CYL.	ENGINE	GAP	RECOMMENDED	ALTERNATIVE
1200	FLH, FX, FXE 1200	1200	1975->1980	2		1.1		YH7RCP-11U
1200	SPORSTER EVOLUTION XL1200R	1200	2004->	2		0.7	YFM9RCP-9U	
1200	SPORTSTER NIGHTSTER 1200	1200	2008->	2		0.8	YFM10RCP-9U	
1200	SPORTSTER XR 1200	1200	2008->	2		0.8	YFM10RCP-9U	
1200	XL1200R SPORTSTER	1200	2004->	2		0.7	YFM9RCP-9U	
1250	V ROD VRSCAW 1250	1250	2008->	2		0.8	YFM10RCP-9U	
1340	SHOVEL HEAD: ALL MOD-ELS 1340	1340	1978->1981	2		1.1		YH7RCP-11U
1340	SHOVEL HEAD: FLT, FLHT 1340	1340	1984->	2		1.1		YH7RCP-11U
1340	SHOVEL HEAD: FXRS, FXRT, FXST 1340	1340	1984->	2		1.1		YH7RCP-11U
1340	V2 EVOLUTION: FLT, FLHT, FXRD 1340	1340	1985->	2		1.1		YH7RCP-11U
1340	V2 EVOLUTION: FXRS, FXRT, FXSB 1340	1340	1985->	2		1.1		YH7RCP-11U
1340	V2 EVOLUTION: FXST, FXWG, GXE 1340	1340	1985->	2		1.1		YH7RCP-11U
1450	DYNA SUPER GLIDE 1450	1450	2005->	2		0.7	YFM9RCP-9U	
1450	FL TC88 1450	1450	1998->2005	2		0.7	YFM9RCP-9U	
1584	DYNA FAT BOB 1584	1584	2008->	2		0.8	YFM10RCP-9U	
1584	FLSTSB CROSSBONES 1584	1584	2008->	2		0.8	YFM10RCP-9U	
1584	FX TC 96/B 1584	1584	2007->	2		0.8	YFM10RCP-9U	
1585	SOFT TAIL ROCKER 1585	1585	2008->	2		0.8	YFM10RCP-9U	
HONDA								
50	BF50	50	1972->1978	1		0.8	YH7RCP-8U	CH7P-8
50	MT50FL	50	1980->1993	1		0.8	CH10N-8	
50	MTX50R,RFF	50	1995->1998	1		0.8	CH10N-8	
50	NH50,MDD	50	1993->	1		0.6	CG8P-7	
50	NS50	50	1981->1985	1		0.7	CG7P-6	
50	NS50FL	50	1990->1990	1		0.8	CH10N-8	
50	PZ-50	50	1969->1970	1		0.6	CG8P-7	
50	QR50V	50	1975->1977	1		0.7	CG7P-6	
50	SE50	50	1987->1990	1		0.6	CG8P-7	
50	SK-50	50	1973->	1		0.7	CF10P-6	CF10RN-7
70	ATC70,K	70	1968->1970	1		0.7	CC9N-6	CC9RN-7
70	C70	70	1982->1983	1		0.7	CC9N-6	CC9RN-7
70	CT70,H	70	1970->1971	1		0.7	CC9N-6	CC9RN-7
80	NH80 (LEAD/AERO)	80	1982->1986	1		0.6	CG8P-7	
80	XR80RS,T	80	1985->2003	1		0.8	CC9RN-7	
100	CB100	100	1970->1972	1		0.7	CF10P-6	CF10RN-7
100	CD100	100	1997->2001	1		0.7	CC9N-6	CC9RN-7
100	CRF100F	100	2007->	1		0.8	CC9RN-7	
100	H100	100	1985->1989	1		0.7		CG9RN-7
100	MB100	100	1989->1990	1		0.7		CG9RN-7
100	NH100	100	1990->	1		0.8	CG9RN-7	
100	XL100R	100	1979->1985	1		0.7	CC9N-6	CC9RN-7
100	XR100RT	100	1981->	1		0.8	CC9RN-7	
110	CT110	110	1985->	1		0.7	CF10P-6	CF10RN-7
125	A125	125	1982->1985	1		0.7	CC9N-6	CC9RN-7
125	ATC125M	125	1987->1989	1		0.7	CF10P-6	CF10RN-7
125	CBR 125R	125	2004->2006	1		0.8	CD11RN-7	
125	CBR 125R	125	2007->	1		0.8	CD10RN-9	



APPLICATION GUIDE MOTORCYCLES

MAKE	MODEL	ENGINE CAP.	YEAR	CYL.	ENGINE	GAP	RECOMMENDED	ALTERNATIVE
125	CG125F3	125	1998->	1		0.7	CF10P-6	CF10RN-7
125	CG125P	125	1976->1996	1		0.9		CF10RCP-9
125	CG125,S5,SP	125	1976->1996	1		0.7	CF10P-6	CF10RN-7
125	CR125R	125	2007->	1		0.8	CD10RN-9	
125	LS125	125	1997->	1		0.8	CH10N-8	
125	NH125 (LEAD,AERO)	125	1984->	1		0.6	CG8P-7	
125	NX125	125	1988->1990	1		0.7	CF10RN-7	
125	TL125,K,S	125	1973->1976	1		0.7	CF10P-6	CF10RN-7
125	XL125	125	1975->1987	1		0.7	CF10P-6	CF10RN-7
125	XL125S,SD,DUTY	125	1974->1978	1		0.7	CF10P-6	CF10RN-7
125	XLR125	125	1997->1999	1		0.9	CF10RCP-9	
135	HX135	135	1989->1995	1		0.7	CF10P-6	CF10RN-7
150	NSR150R	150	1995->2002	1		0.8	CH10N-8	
185	ATC185,A,S	185	1982->1983	1		0.7	CF10P-6	CF10RN-7
185	XL185S,SD	185	1979->	1		0.7	CF10P-6	CF10RN-7
200	CB200,B,T	200	1974->1976	1		0.7	CF10P-6	CF10RN-7
200	CD200T	200	1985->	1		0.7	CC9N-6	CC9RN-7
200	CD200T ROAD MASTER	200	1980->1985	1		0.7	CC9N-6	CC9RN-7
200	CL200	200	1974->	1		0.7	CF10P-6	CF10RN-7
200	CT200K	200	1992->1994	1		0.7	CF10P-6	CF10RN-7
200	TLM200R	200	1983->1985	1		0.8	CH10N-8	
200	XL200 SUPER	200	1983->1984	1		0.7	CF10P-6	CF10RN-7
200	XL200R	200	1984->1985	1		0.7	CF10P-6	CF10RN-7
200	XLR 200	200	1986->1987	1		0.9	CF10RCP-9	
200	XR200R	200	1986->2002	1		0.9		CF10RCP-9
200	XR200RM/RP	200	1981->1983	1		0.7	CF10P-6	CF10RN-7
200	XR200/R	200	1983->	1		0.7	CF10P-6	CF10RN-7
230	SL 230	230	1998->	1		0.9	CF10RCP-9	
250	CB250RS	250	1980->	1		0.7	CF10P-6	CF10RN-7
250	CB250,G	250	1996->	1		0.8	CH10N-8	
250	MR250	250	1976->	1		0.8	CH10N-8	
250	SL250S	250	1987->1989	1		0.7	CF10P-6	CF10RN-7
250	TLR250R	250	1986->1989	1		0.7	CF10P-6	CF10RN-7
250	TRX250	250	1987->1989	1		0.7	CF10P-6	CF10RN-7
250	XL250	250	->1983	1		0.7	CF10P-6	CF10RN-7
250	XL250R	250	1984->	1		0.7	CF10P-6	CF10RN-7
250	XR250R	250	1983->	1		0.7	CF10P-6	CF10RN-7
350	CB350F	350	1972->1974	4		0.7	CF10P-6	
350	XL350,K	350	1985->1987	1		0.7	CF10P-6	
400	CB400A,F	400	1979->	4		0.7	CF10P-6	
400	CB400N	400	1978->1984	4		0.7	CF10P-6	
400	CB400SS	400	1979->1981	4		0.9	CF10RCP-9	
400	CB400T	400	1980->1981	4		0.7	CF10P-6	
400	CM400A/E	400	1979->1981	2		0.7	CF10P-6	
400	CM400T	400	1980->1981	2		0.7	CF10P-6	
400	CX400,C	400	1979->1981	2		0.7	CF10P-6	
450	CB450T HAWK	450	1982->	2		0.7	CF10P-6	
480	CR480R	480	1982->1983	1		0.8	CH10N-8	
500	CB500T	500	1975->1976	4		0.8	CH10N-8	
500	CR500	500	1993->	1		0.8	CH10N-8	
500	CR500R	500	1984->2001	4		0.8	CH10N-8	
500	CX500,C,D,SPORT	500	1978->1979	2		0.7	CF10P-6	
500	FT500,ASCOT	500	1982->1983	1		0.7	CF10P-6	
500	GL500	500	1981->	2		0.7	CF10P-6	
500	XL500R,S	500	1979->1982	1		0.7	CF10P-6	
500	XR500	500	1979->1980	1		0.7	CF10P-6	



APPLICATION GUIDE MOTORCYCLES

MAKE	MODEL	ENGINE CAP.	YEAR	CYL.	ENGINE	GAP	RECOMMENDED	ALTERNATIVE
550	CBX550F,FI,T	550	1974->1978	4		0.7	CF10P-6	
600	VT600	600	1988->1993	2		0.9	CF10RCP-9	
600	VT600CD SHADOW VLX	600	1999->2007	4		0.9	CF10RCP-9	
600	VT600CV	600	1988->1993	2		0.9	CF10RCP-9	
600	XL600VT	600	1989->1990	1		0.9	CF10RCP-9	
650	CB650C	650	1980->1981	4		0.9		CF10RCP-9
650	CB650S,SC,SCF	650	1983->1985	4		0.9		CF10RCP-9
650	CX650 C,E,CUSTOM	650	1983->	1		0.9		CF10RCP-9
650	FMX650	650	2005->	1		0.9	CF10RCP-9	
650	TRANSALP 650V	650	2004->	1		0.9	CF10RCP-9	
650	XR650L	650	1993->2006	1		0.9	CF10RCP-9	
650	XRV650	650	1988->	1		0.9	CF10RCP-9	
750	CB750C,F,F2,K	750	1980->	4		0.7	CF10P-6	CF10RN-7
750	CB750,A,FZ,KZ	750	1980->	4		0.7	CF10P-6	CF10RN-7
750	CBX750F,2	750	1984->1986	4		0.9		CF10RCP-9
750	SHADOW 750	750	2004->	2		0.9	CF10RCP-9	
750	VT750C2 SHADOW	750	2000->	4		0.9	CF10RCP-9	
750	VT750DC BLACK WIDOW	750	2001->	4		0.9	CF10RCP-9	
750	XRV750	750	1993->	2		0.9	CF10RCP-9	
750	XRV750ED	750	1993->	2		0.9	CF10RCP-9	
800	VFR800	800	1998->	4		0.8		CD10RN-9
1000	CB1000SF	1000	1994->1995	4		0.9	CF10RCP-9	
1000	CBX1000	1000	1978->1982	6		0.7	CF10P-6	CF10RN-7
1000	GL1000,LTD	1000	1976->	4		0.7	CF10P-6	CF10RN-7
1000	VF1000F	1000	1987->	4		0.9		CF10RCP-9
1000	XL1000	1000	1982->1985	2		0.9		CF10RCP-9
1000	XL1000V VARADERO	1000	1999->2001	2		0.9	CF10RCP-9	
1000	XLV1000 VARADERO	1000	1999->	2		0.9		CF10RCP-9
1100	CB1100FR	1100	1983->	4		0.7	CF10P-6	CF10RN-7
1100	GL1100 ASPENCADE,GOLD WING	1100	1982->1983	4		0.9		CF10RCP-9
1100	GL1100 INTERSTATE	1100	1982->1983	4		0.9		CF10RCP-9
1100	GL1100,DX	1100	1981->	4		0.7	CF10P-6	CF10RN-7
1100	GL1100,DX	1100	1982->	4		0.9		CF10RCP-9
1200	GL1200 ASPENCADE,GOLD WING	1200	1984->1987	4		0.9		CF10RCP-9
1200	GL1200 INTERSTATE,LIMITED	1200	1984->1987	4		0.9		CF10RCP-9
1300	CB1300SF	1300	1987->1991	4		0.9	CF10RCP-9	
1800	VTX1800	1800	2003->	6		1.1	YM8RCP-11U	
1880	GL1880	1880	2001->	6		0.8	YM8RCP-9U	

HUSQVARNA

250	250 TC	250	2002->2005	1		0.8		CD10RN-9
250	250 TE	250	2002->2005	1		0.8		CD10RN-9
250	MOTOCROSS RT,CR250	250	2002->2004	1		0.8	CH10N-8	
310	TE310	310	2009->	1		0.8		CD10RN-9
360	MOTOCROSS RT360	360	1992->1993	1		0.8	CH10N-8	
360	SPORTSMAN ENDURO 360	360	->1971	1		0.8	CH10N-8	
400	MOTOCROSS 400	400	->1971	1		0.8	CH10N-8	
400	TE400	400	2001->	1		0.7		CD9RN-8
450	450 SMR	450	2004->	1		0.8		CD10RN-9
450	450 TC	450	2002->2005	1		0.8		CD10RN-9
450	450 TE	450	2002->2005	1		0.8		CD10RN-9
450	MOTOCROSS 450	450	2001->2002	1		0.8	CH10N-8	



APPLICATION GUIDE MOTORCYCLES

MAKE	MODEL	ENGINE CAP.	YEAR	CYL.	ENGINE	GAP	RECOMMENDED	ALTERNATIVE
450	SM450R	450	2003->	1		0.8		CD10RN-9
460	460MX CR	460	1987->	1		0.8	CH10N-8	
500	500TC	500	1986->	1		0.7	CF10P-6	CF10RN-7
510	501TX, 510TE	510	1987->1990	1		0.7	CF10P-6	CF10RN-7
510	510 TC	510	2004->2005	1		0.8		CD10RN-9
510	510 TE	510	2004->2005	1		0.8		CD10RN-9
510	CROSS COUNTRY 510	510	1990->	1		0.7		CD9RN-8
510	MOTOCROSS 510	510	1990->	1		0.7		CD9RN-8
570	NOX570	570	2001->	1		0.7		CD9RN-8
570	SM570R	570	2004->	1		0.8		CD10RN-9
610	SM610	610	2003->	1		0.7		CD9RN-8
610	SM610S	610	2003->	1		0.8		CD10RN-9
630	TE 630	630	2010->	1		0.8		CD10RN-9

HYOSUNG

125	GPS 125	125	2001->	1		0.7	CF10RN-7	
125	GT125R TTC	125	2007->	1		0.8	CD10RN-9	
125	GV125 M CRUISER	125	2007->	1		0.8	CD10RN-9	
250	GT250	250	2005->	1		0.8	CD10RN-9	
650	GT650I R	650	2007->	2		0.8	CD10RN-9	
650	GT650R	650	2006->	2		0.8	CD10RN-9	
650	GT650S	650	2006->	2		0.8	CD10RN-9	
650	GV650	650	2006->	2		0.8	CD10RN-9	
650	GV650I SPORT CRUISER	650	2007->	2		0.8	CD10RN-9	

ITAL JET

125	BUCCANEER 125	125	->1983	1		0.7		CG9RN-7
250	MILLENIUM 250	250	2000->	1		0.7	CF10RN-7	

JAWA

125	BETKA 125	125	2006->	1		0.7	CC9N-6	CC9RN-7
125	DANDY 125	125	2000->	1		0.7	CF10RN-7	
350	CHOPPER 350C,H	350	1987->	2		0.7		CG9RN-7
350	DELIVERY 350C,M	350	1979->1981	2		0.7		CG9RN-7
350	SPORT 350R,D	350	->1984	2		0.7		CG9RN-7
350	TRAMP 3500,F	350	->1981	2		0.7		CG9RN-7
350	TRICYCLE 350 3,W	350	1993->	2		0.7		CG9RN-7
500	500R	500	1986->1990	2		0.8		CF10P-6
500	SPECIAL 500	500	1990->1993	2		0.8		CF10P-6
650	DAKAR 650	650	2006->	2		0.7	CF10RN-7	

KAWASAKI

50	AR50	50	1982->1982	1		0.8	CH10N-8	
80	AR80	80	1981->1982	1		0.8	YH8RCP-8U	
80	KDX80	80	1989->1992	1		0.8	CH10N-8	
90	KH90	90	1971->	1		0.8	CH10N-8	
100	KC 100	100	1979->1986	1		0.8	CH10N-8	
100	KE 100	100	1977->1999	1		0.8	CH10N-8	
100	KV 100	100	1982->	1		0.8	CH10N-8	
100	KV 100	100	1981->	1		0.7		CG9RN-7
110	KH110	110	1983->1995	1		0.8	CH10N-8	
125	KH125	125	1993->	1		0.8	CH10N-8	
125	KMX125	125	1986->2000	1		0.8	CH10N-8	
200	KMX200	200	1990->1992	1		0.8	CH10N-8	



APPLICATION GUIDE MOTORCYCLES

MAKE	MODEL	ENGINE CAP.	YEAR	CYL.	ENGINE	GAP	RECOMMENDED	ALTERNATIVE
250	EX250JCF	250	2011->	1		0.8	CD10RN-9	
250	KL250	250	1978->1982	1		0.8	CH10N-8	
250	KV250	250	1985->1987	1		0.8	CH10N-8	
250	KX250F	250	2004->	1		0.8		CD10RN-9
250	KX250F	250	2004->	1		0.8		CD10RN-9
250	KXT250	250	1990->1991	1		0.8	CH10N-8	
250	KZ250C	250	1983->	1		0.8	CH10N-8	
250	Z250	250	1971->1972	1		0.8	CH10N-8	
300	KAF300 MULE 550,520	300	2000->	1		0.8	YH7RCP-8U	CH7P-8
300	KEF300A	300	2000->	1		0.7	CF10RN-7	
300	KLF300	300	1988->2006	1		0.8	CH10N-8	
300	KVF300	300	1998->2001	1		0.7	CF10RN-7	
400	KVF400 4X4	400	2000->	1		0.9	CF10RCP-9	
400	KXF400A	400	2003->	4		0.8	CD10RN-9	
400	KZ400,E,J,K	400	1982->	2		0.7	CF10P-6	CF10RN-7
400	ZXR400L	400	1998->	4		0.8	CD11RN-7D	
400	ZZR400	400	2002->	4		0.8	CD11RN-7D	
420	DX420	420	1981->	1		0.8	CH10N-8	
450	DX450	450	1979->1982	1		0.8	CH10N-8	
450	LTD450 LIQUID COOLED	450	1982->1989	4		0.7	CF10P-6	CF10RN-7
500	GPZ500R	500	1994->2000	4		0.7	CF10P-6	CF10RN-7
500	KLE500	500	2003->2004	2		0.7	CF10RN-7	
500	KX500	500	1993->	1		0.8	CH10N-8	
500	Z500F	500	1982->1985	1		0.7	CF10P-6	CF10RN-7
550	GT550	550	1983->2001	4		0.7	CF10RN-7	
550	KZ550	550	1980->1983	4		0.7	CF10P-6	CF10RN-7
550	Z550F	550	1982->1985	4		0.7	CF10P-6	CF10RN-7
550	Z550GT	550	1983->2001	4		0.7	CF10P-6	CF10RN-7
550	Z550LTD	550	1981->1983	4		0.7	CF10P-6	CF10RN-7
600	KLR600	600	->1984	2		0.7	CF10P-6	CF10RN-7
600	KLR600B	600	1985->	2		0.9		CF10RCP-9
600	ZX-6R NINJA 600	600	2000->	4		0.8	CD11RN-7	
600	ZX600RCF	600	2011->	4		0.8	CD11RN-7	
600	ZX600RR NINJA	600	2003->2006	4		0.8	CD11RN-7	
600	ZX6R NINJA 600	600	2003->	4		0.8	CD11RN-7	
600	ZX6RR 600	600	2004->	4		0.8	CD11RN-7	
600	ZZR600	600	2001->	4		0.8	CD11RN-7	
600	ZZR600 NINJA	600	2002->2006	4		0.8	CD11RN-7	
650	EX650-A NINJA	650	2006->	1		0.9	CF10RCP-9	
650	KL650ECF	650	2011->	1		0.9	CF10RCP-9	
650	KLR650	650	1995->	1		0.9	CF10RCP-9	
650	KLR650-A	650	1997->2006	1		0.9	CF10RCP-9	
650	KVF650 V TWIN	650	2001->	2		0.8	CD9RN-8	
650	Z650 F-B	650	1982->1984	4		0.8	CH10N-8	
750	750R NINJA	750	1987->1990	4		0.7	CF10P-6	CF10RN-7
750	GPZ750R	750	1982->1983	4		0.7	CF10P-6	CF10RN-7
750	GT750	750	1982->1987	4		0.8	CH10N-8	
750	LTD750	750	1985->	4		0.8	CH10N-8	
750	Z750	750	2004->	4		0.8	CD11RN-7D	
750	Z750LTD	750	1980->1985	4		0.8	CH10N-8	
750	ZEPHYR ZR750	750	1991->2000	4		0.7	CF10RN-7	
750	ZR750MCF	750	2011->	4		0.8	CD11RN-7D	
750	ZR750R	750	2005->	4		0.8	CD11RN-7D	
750	ZR750S	750	2005->	4		0.8	CD11RN-7D	
800	VN800A,CLASSIC	800	2001->	2		0.8	CD9RN-8	
900	900 NINJA	900	1990->	4		0.7	CF10P-6	CF10RN-7



APPLICATION GUIDE MOTORCYCLES

MAKE	MODEL	ENGINE CAP.	YEAR	CYL.	ENGINE	GAP	RECOMMENDED	ALTERNATIVE
900	ZX-9R NINJA 900	900	1994->	4		0.8	CD11RN-7D	
1000	1000R NINJA	1000	1991->1997	4		0.7	CF10P-6	CF10RN-7
1000	GPZ1000	1000	1982->	4		0.7	CF10P-6	CF10RN-7
1000	GPZ1000R	1000	1985->1989	4		0.7	CF10P-6	CF10RN-7
1000	GPZ1000RX	1000	1982->1985	4		0.7	CF10P-6	CF10RN-7
1000	KZ1000J	1000	1993->	4		0.8	CH10N-8	
1000	Z1 1000	1000	1985->1989	4		0.8	CH10N-8	
1000	Z1000	1000	2003->2006	4		0.8	CD11RN-7D	
1000	Z1000GTR	1000	1986->1994	4		0.7	CF10P-6	CF10RN-7
1000	Z1000LTD	1000	1981->1984	4		0.7	CF10P-6	CF10RN-7
1000	Z1000RX	1000	1981->1984	4		0.7	CF10P-6	CF10RN-7
1000	ZX-10	1000	1999->2001	4		0.8		CD11RN-7
1100	GPZ1100	1100	1995->	4		0.8	CH10N-8	
1100	GPZ1100,ABS	1100	1997->	4		0.8	CD11RN-7D	
1100	LTD 1100	1100	1985->1987	4		0.8	CH10N-8	
1100	ZEPHYR ZR1100A	1100	1996->1997	4		0.8	CD11RN-7	
1100	ZRX1100	1100	1997->2000	4		0.8	CD11RN-7D	
1100	ZX1100 EDDIE LAWSON	1100	1983->1988	4		0.8	CH10N-8	
1100	ZZR1100	1100	1997->	4		0.8	CD11RN-7	
1200	VOYAGER-XII 1200	1200	1993->	4		0.9		CF10RCP-9
1200	ZRX1200R,S	1200	2001->	4		0.8	CD11RN-7D	
1200	ZX-12R NINJA	1200	2001->	4		0.7		CD11RN-7
1200	ZZR1200	1200	2002->	4		0.8	CD11RN-7	
1300	KZ1300A	1300	1979->1982	6		0.8	CH10N-8	
1300	VOYAGER 1300	1300	1983->1988	6		0.8	YH8RCP-8U	CH8P-8S
1300	Z1300	1300	1978->1979	6		0.8	YH8RCP-8U	CH8P-8S
2000	VN2000	2053	2004->	2		1.1		YM8RCP5-11U

KAZUMA

50	WOMBAT 50	50	2011->	1		0.8	CC9N-6	CC9RN-7
90	MEERKAT 90	90	2011->	1		0.8	CC9N-6	CC9RN-7
110	BABY FALCON 110	110	2011->	1		0.8	CC9N-6	CC9RN-7
110	COYOTE 110	110	2011->	1		0.8	CC9N-6	CC9RN-7
110	FALCON 110 MKI	110	2011->	1		0.8	CC9N-6	CC9RN-7
110	FALCON MKII 110	110	2011->	1		0.8	CC9N-6	CC9RN-7
110	VIPER 110	110	2011->	1		0.8	CC9N-6	CC9RN-7
125	CHEETAH 125	125	2011->	1		0.8	CC9N-6	CC9RN-7
125	EAGLE 125	125	2011->	1		0.8	CC9N-6	CC9RN-7
125	SPRINGBOK 125	125	2011->	1		0.8	CC9N-6	CC9RN-7
150	COYOTE 150	150	2011->	1		0.8	CC9N-6	CC9RN-7
150	DINGO 150	150	2011->	1		0.8	CF10P-6	CF10RN-7
150	FALCON 150	150	2011->	1		0.8	CC9N-6	CC9RN-7
150	JAGUAR 150	150	2011->	1		0.8	CC9N-6	CC9RN-7
150	SPRINGBOK 150	150	2011->	1		0.8	CC9N-6	CC9RN-7
200	CHEETAH 200	200	2011->	1		0.8	CF10P-6	CF10RN-7
250	ADULT FALCON 250	250	2011->	1		0.8	CF10P-6	CF10RN-7
250	COUGAR 250	250	2011->	1		0.8	CF10P-6	CF10RN-7
250	DINGO 250	250	2011->	1		0.8	CF10P-6	CF10RN-7
250	FALCON 250	250	2011->	1		0.8	CF10P-6	CF10RN-7
500	JAGUAR 500 REGULAR	500	2011->	2		0.8	YM8RCP-9U	

KTM

250	EXC-F 250	250	2007->	1		0.8		CD11RN-7D
250	EXC GS 250	250	2003->	1		0.8	YFM10RCP-9U	
250	SX-F 250	250	2003->2005	1		0.8		CD11RN-7D
250	SX 250 4 TAKT	250	2005->2009	1		0.8		CD11RN-7D



APPLICATION GUIDE MOTORCYCLES

MAKE	MODEL	ENGINE CAP.	YEAR	CYL.	ENGINE	GAP	RECOMMENDED	ALTERNATIVE
250	XCF-W 250	250	2010->	1		0.8		CD11RN-7D
400	EXC 400	400	2003->	1		0.8	YFM10RCP-9U	
450	EXC 450	450	2003->	1		0.8	YFM10RCP-9U	
450	MXC,GS 450	450	2003->	1		0.8	YFM10RCP-9U	
450	SMR 450	450	2005->	1		0.8	YFM10RCP-9U	
450	SX-F 450	450	2007->	1		0.8		CD11RN-7D
450	SX-F 450	450	2007->	1		0.8		CD11RN-7D
450	SX 450	450	2003->	1		0.8	YFM10RCP-9U	
450	SX,SX-F 450	450	2010->	1		0.8		CD11RN-7D
500	GS 500	500	1988->1989	1		0.7	CF10P-6	CF10RN-7
505	SX 505	505	2010->	1		0.8		CD11RN-7D
510	XC DESERT RACING 510	510	2007->	1		0.8	YFM10RCP-9U	
520	EXC 520	520	2002->	1		0.8	YFM10RCP-9U	
520	SX 520	520	2002->	1		0.8	YFM10RCP-9U	
525	EXC,MXC,SMR 525	525	2003->2005	1		0.8	YFM10RCP-9U	
600	ENDURA 600	600	1990->1992	1		0.7	CF10P-6	CF10RN-7
600	MX 600	600	1986->1990	1		0.7	CF10P-6	CF10RN-7
640	ADVENTURE 625	625	2000->	1		0.9	CF10RCP-9	
640	DUKE 625	625	1998->2001	1		0.7	CF10RN-7	
640	DUKE2 LC4 625	625	2000->	1		0.9	CF10RCP-9	
640	E SUPERMOTO LC4 625	625	2000->	1		0.9	CF10RCP-9	
640	LC4 RALLY ADV 625	625	1999->2002	1		0.7	CF10RN-7	
640	SUPERMOTO LC4 625	625	2001->	1		0.7	CF10RN-7	
950	ADV 950	950	2003->2005	2		0.8		CD10RN-9
1000	DUKE 1000	1000	2004->	2		0.8	YFM10RCP-9U	
1000	SUPERDUKE 1000	1000	2005->	2		0.8	YFM10RCP-9U	
1000	ADVENTURE S 1000	1000	2006->	2		0.8	YFM10RCP-9U	
KYMCO								
50	LIKE 50 4T	50	2009->	1		0.8	CC9RN-7	
50	SENTO 50	50	2009->	1		0.8	CC9RN-7	
125	HIPSTER 125	125	1998->2000	1		0.8	CD10RN-9	
125	HIPSTER 125	125	2001->	1		0.7	CF10RN-7	
125	DOWNTOWN 125I	125	2009->	1		0.8	CD9RN-8	
125	LIKE 125	125	2009->	1		0.8	CC9RN-7	
125	STRIKER 125	125	2001->2002	1		0.7	CF10RN-7	
125	STRYKER 2 125	125	2002->	1		0.7	CF10RN-7	
200	DOWNTOWN 200I	200	2009->	1		0.8	CD9RN-8	
200	LIKE 200I	200	2009->	1		0.8	CC9RN-7	
500	EXCITING 500I R	500	2009->	1		0.8	CD9RN-8	
LAVERDA								
125	CJ,GS 125	125	1986->1986	1		0.8	CH10N-8	
125	LB UNO 125	125	1985->1985	1		0.8	CH10N-8	
600	OR ATLAS 600	600	1985->1986	2		0.7	CF10P-6	CF10RN-7
750	GT GS S SFC SF2 2D 750	750	1970->1972	3		0.8	YH8RCP-8U	
750	GTL 750	750	1973->1975	3		0.8	YH8RCP-8U	
750	SF2 1D, SF3 750	750	1973->1975	3		0.8	CH10N-8	
1000	JARAMA JOTA EXEC 1000	1000	1976->1982	3		0.8	CH10N-8	
1000	SC, 3C,E, 3CL, SFC 1000	1000	1978->1980	3		0.8	CH10N-8	
1200	JOTA, MIRAGE 1200	1200	1978->1979	4		0.8	CH10N-8	
LEM								
50	LX2 50	50	1997->	1		0.7		CG9RN-7

APPLICATION GUIDE MOTORCYCLES

MAKE	MODEL	ENGINE CAP.	YEAR	CYL.	ENGINE	GAP	RECOMMENDED	ALTERNATIVE
LINHAI								
260	LH 260	260	2005->	1		0.7	CF10RN-7	
MAICO								
350	TAIFUN 350	350	1978->1982	1		0.7		CG9RN-7
MONTESSA								
340	COTA 304 + COTA 335	340	1969->1972	1		0.8	YH7RCP-8U	CH7P-8
MOTO GUZZI								
650	V65 LARIO	650	->1986	2		0.7	CC9N-6	CC9RN-7
700	V7 700	700	2008->	2		0.8	CH10N-8	
850	LE MANS 850	850	1978->1981	2		0.8	YH8RCP-8U	CH8P-8S
850	850T	850	1992->	2		0.8	CH10N-8	
850	GT, CALIFORNIA,T3 850	850	1975->1981	2		0.8	YH8RCP-8U	CH8P-8S
850	T5 850	850	1983->1987	2		0.8	YH8RCP-8U	CH8P-8S
1000	LE MANS 1000	1000	1990->	2		0.8	YH8RCP-8U	CH8P-8S
1000	V G5 CONVERT,CX,XP 1000	1000	1992->	2		0.8	YH8RCP-8U	CH8P-8S
1100	V11 LE MANS NERO CORSA	1100	2004->	2		0.8	YH8RCP-8U	CH8P-8S
1100	V11 SCURA	1100	2003->	2		0.8	YH8RCP-8U	CH8P-8S
1200	GT 1200	1200	2006->	2		0.8	YH8RCP-8U	CH8P-8S
1200	NORDE 1200	1200	2006->	2		0.8	YH8RCP-8U	CH8P-8S
MV AGUSTA								
750	BRUTALE 750	750	2000->	4		0.8	CD11RN-7D	
750	F4 S1 BIPOSTO ORO S 750	750	2000->	4		0.8	CD11RN-7D	
P60								
125	G-MAX 125	125	2006->	1		0.7	CC9N-6	CC9RN-7
125	T-REX 125	125	1999->	1		0.7	CC9N-6	CC9RN-7
PUZEY								
125	125 PIT	125	2011->	1		0.8	CC9N-6	CC9RN-7
125	GWIZZ 125	125	2011->	1		0.8	CC9N-6	CC9RN-7
125	MEGELLI 125	125	2011->	1		0.8	CF10P-6	CF10RN-7
125	MXR 125	125	2011->	1		0.8	CC9N-6	CC9RN-7
150	150 PIT	150	2011->	1		0.8	CC9N-6	CC9RN-7
150	MXR 150	150	2011->	1		0.8	CC9N-6	CC9RN-7
250	LC2 250	250	2011->	1		0.8	CF10P-6	CF10RN-7
250	MEGELLI 250	250	2011->	1		0.8	CF10P-6	CF10RN-7
250	XTR 250	250	2011->	1		0.8	CF10P-6	CF10RN-7
300	300LC	300	2011->	1		0.8	CF10P-6	CF10RN-7
300	XTR4 300	300	2011->	1		0.8	CG7P-6	
500	500AC	500	2011->	1		0.9	CF10RCP-9	
500	XTR4 500	500	2011->	1		0.8	CG7P-6	
REGAL RAPTOR								
300	SPIDER 300	300	2011->	2		0.8	CF10P-6	CF10RN-7
350	CRUISER 350	350	2011->	2		0.8	CF10P-6	CF10RN-7
350	DAYTONA 350	350	2011->	2		0.8	CF10P-6	CF10RN-7
350	SPIDER 350	350	2011->	2		0.8	CF10P-6	CF10RN-7

APPLICATION GUIDE MOTORCYCLES

MAKE	MODEL	ENGINE CAP.	YEAR	CYL.	ENGINE	GAP	RECOMMENDED	ALTERNATIVE
SUZUKI								
50	50N	50	1984->1985	1		0.6	CG8P-7	
50	AD50W,WK,WM,R	50	1971->1974	1		0.6	CG8P-7	
50	C1 50F3	50	1989->1990	1		0.6	CG8P-7	
50	CP50	50	1985->1992	1		0.6	CG8P-7	
50	CP50F	50	1990->1999	1		0.6	CG8P-7	
50	CX50	50	1981->	1		0.6	CG8P-7	
50	CY50	50	1981->1982	1		0.6	CG8P-7	
50	CY50F	50	1985->1992	1		0.6	CG8P-7	
50	DR 50ET	50	1978->1985	1		0.6	CG8P-7	
50	RG50	50	1988->	1		0.8	CH10N-8	
50	RG50E	50	1989->1991	1		0.8	YH8RCP-8U	
50	RG50W,K,R	50	1987->1988	1		0.8	YH8RCP-8U	
50	TS50ERK	50	1991->1993	1		0.6	CG8P-7	
50	TS50W,WG,WP	50	1994->1998	1		0.8	YH8RCP-8U	
50	TS50XAE	50	1998->	1		0.6	CG8P-7	
50	TS50,ER,ERA,ERAPK,PX	50	1984->	1		0.6	CG8P-7	
80	FR80	80	1983->1984	1		0.6	CG8P-7	
80	FR80M	80	1984->1987	1		0.6	CG8P-7	
80	JR80	80	2001->	1		0.8	YH8RCP-8U	
90	RV90B	90	1972->1979	1		0.6	CG8P-7	
100	A100M	100	1977->1979	1		0.6	CG8P-7	
100	A100N	100	1976->	1		0.6	CG8P-7	
100	AX100	100	1979->1982	1		0.6	CG8P-7	
125	AN125	125	1995->1996	1		0.8	CD9RN-8	
125	DR125SJ	125	1994->1996	1		0.7	CF10P-6	CF10RN-7
125	DR125SM	125	2008->	1		0.7	CF10RN-7	
125	DRZ125L	125	2003->2009	1		0.7	CF10RN-7	
125	GN 125	125	2011->	1		0.8	CF10RN-7	
125	GS125D,ES	125	1982->1983	1		0.7	CF10P-6	CF10RN-7
125	RV125 K7	125	2007->	1		0.8	CD10RN-9	
125	TS125X	125	1978->1981	1		0.8	CH10N-8	
125	TS125XU	125	1976->1977	1		0.8	CH10N-8	
175	PE175	175	1978->	1		0.8	CH10N-8	
185	TC185	185	1974->1977	1		0.7		CG9RN-7
185	TS185ERZ,ERP	185	1990->	1		0.8	YH8RCP-8U	
185	TS185,X	185	1977->	1		0.7		CG9RN-7
185	TS185,X	185	1981->	1		0.8	YH8RCP-8U	
200	B200	200	1981->	1		0.8	CH10N-8	
200	B200	200	1980->	1		0.8	YH8RCP-8U	CH8P-8S
200	B200N	200	1982->1984	1		0.8	CH10N-8	
200	DF200ET	200	1992->	1		0.7	CF10RN-7	
200	DR200	200	1986->1988	1		0.7	CF10P-6	CF10RN-7
200	DR200SE	200	1996->2005	1		0.7	CF10RN-7	
200	DR200,J	200	1995->	1		0.7	CF10P-6	CF10RN-7
200	GT200	200	1978->1979	1		0.8	CH10N-8	
200	SB200Z	200	1979->1983	1		0.8	CH10N-8	
200	TS200X	200	1988->1989	1		0.8	CH10N-8	
200	TS200XF	200	1984->1985	1		0.8	CH10N-8	
250	DR250	250	1990->1993	1		0.7	CF10P-6	CF10RN-7
250	DR250S	250	1983->1985	1		0.7	CF10P-6	CF10RN-7
250	GN250	250	1983->1988	1		0.7	CF10RN-7	
250	GN250,D,EDM,N	250	1984->1987	1		0.7	CF10P-6	CF10RN-7
250	GSX250T,L	250	1980->1981	1		0.7	CF10P-6	CF10RN-7
250	PE250	250	1978->	1		0.8	CH10N-8	



APPLICATION GUIDE MOTORCYCLES

MAKE	MODEL	ENGINE CAP.	YEAR	CYL.	ENGINE	GAP	RECOMMENDED	ALTERNATIVE
250	RM250N	250	2001->2008	1		0.8	CH10N-8	
250	RMZ250	250	2004->2006	1		0.8		CD10RN-9
250	TS250,X	250	1977->1979	1		0.8	CH10N-8	
370	SP370	370	1978->1979	1		0.7	CF10P-6	CF10RN-7
400	AN400	400	1970->1973	1		0.8	CD9RN-8	
400	DR400	400	1980->	1		0.7	CF10P-6	CF10RN-7
400	DR400S	400	1980->	1		0.7	CF10P-6	CF10RN-7
400	DRZ400 S,Y,K1	400	2000->	1		0.8	CD10RN-9	
400	DRZ400SM	400	2000->2009	1		0.8	CD10RN-9	
400	GN400T	400	1981->1983	1		0.7	CF10P-6	CF10RN-7
400	GN400,TX,XX	400	1979->1980	1		0.7	CF10P-6	CF10RN-7
400	GS400,E,X	400	1977->1978	2		0.8	CH10N-8	
400	GSX400E	400	1982->1985	2		0.7	CF10P-6	CF10RN-7
400	GSX400EF	400	1982->	2		0.7	CF10P-6	CF10RN-7
400	GSX400F	400	1980->	2		0.7	CF10P-6	CF10RN-7
400	GSX400T	400	1979->1984	2		0.7	CF10P-6	CF10RN-7
400	RM400	400	1978->1979	1		0.8	CH10N-8	
400	SP400	400	1980->	1		0.7	CF10P-6	CF10RN-7
425	GS425	425	1979->1979	2		0.8	CH10N-8	
450	GS450E,ES,GA,L,T,TX	450	1980->1988	2		0.8	CH10N-8	
450	GS450L	450	1985->	2		0.8	CH10N-8	
450	GS450LF	450	1982->1983	2		0.8	CH10N-8	
450	GS450SF	450	1985->1986	2		0.8	CH10N-8	
465	RM465	465	1985->1986	1		0.8	CH10N-8	
500	DR500,D	500	1985->1985	1		0.7	CF10P-6	CF10RN-7
500	GS500EM	500	1989->2000	2		0.9	CF10RCP-9	
500	GS500EP,ER	500	1993->2000	2		0.9	CF10RCP-9	
500	GS500F	500	2004->	2		0.9	CF10RCP-9	
500	RM500	500	1981->1982	1		0.8	CH10N-8	
500	RM500E	500	1983->1986	1		0.8	CH10N-8	
500	RM500F	500	1981->1982	1		0.8	CH10N-8	
550	GS550M,P,TX	550	1986->	2		0.8	CH10N-8	
550	GS550,E,ES	550	1983->	2		0.8	CH10N-8	
600	GSF600V	600	1995->	1		0.8	CD11RN-7D	
600	GSR600	600	2006->	4		0.8	CD11RN-7	
600	GSX-R600	600	1997->2005	4		0.8	CD11RN-7	
600	GSX600F KATANA	600	1996->2005	4		0.8	CD11RN-7D	
600	GSXR600V	600	1997->2007	4		0.8	CD11RN-7	
650	AN650	650	2005->2009	1		0.8	CD10RN-9	
650	DL650 V-STROM	650	2004->	2		0.8	CD10RN-9	
650	GS650G,GE,GL,GT,GX,M	650	1981->	4		0.7	CF10P-6	CF10RN-7
650	GSF650	650	2005->2006	4		0.8	CD11RN-7	
650	GSF650 K7	650	2007->	4		0.8	CD11RN-7	
650	GSF650S	650	2005->2006	4		0.8	CD11RN-7	
650	GSX 650 A,SA	650	2008->	4		0.8	CD10RN-9	
650	GSX 650 F	650	2008->	4		0.8	CD10RN-9	
650	GSX650 A/SA	650	2008->	4		0.8	CD10RN-9	
650	GSX650F	650	2008->	4		0.8	CD10RN-9	
650	LS650P SAVAGE	650	2000->2005	1		0.9	CF10RCP-9	
650	SV 650	650	1999->2009	2		0.8	CD10RN-9	
650	SV650S	650	1999->2009	2		0.8	CD10RN-9	
650	SV650,S	650	1999->2005	4		0.8	CD10RN-9	
650	SV650,S	650	1999->2009	2		0.8	CD10RN-9	
750	GS750	750	1980->	4		0.8	CH10N-8	
750	GS750	750	1981->	4		0.7	CF10P-6	CF10RN-7
750	GS750D,E,P	750	1977->1979	4		0.8	CH10N-8	



APPLICATION GUIDE MOTORCYCLES

MAKE	MODEL	ENGINE CAP.	YEAR	CYL.	ENGINE	GAP	RECOMMENDED	ALTERNATIVE
750	GS750ED,ESD,SD	750	1980->1983	4		0.7	CF10P-6	CF10RN-7
750	GSR750WN,WP	750	1999->	4		0.8	CD11RN-7D	
750	GSX750EE	750	1997->	4		0.7	CF10P-6	CF10RN-7
750	GSX750ES	750	1984->1984	4		0.7	CF10P-6	CF10RN-7
750	GSX750ESE	750	1989->	4		0.7	CF10P-6	CF10RN-7
750	GSX750E,EF,ES	750	1989->	4		0.7	CF10P-6	CF10RN-7
750	GSX750F KATANA	750	1999->2005	4		0.8	CD11RN-7D	
750	GSX750S	750	1989->1996	4		0.7	CF10P-6	CF10RN-7
750	GSX750L,S,T	750	1989->1996	4		0.7	CF10P-6	CF10RN-7
750	GSXR750	750	1994->2005	4		0.8	CD11RN-7	
750	GSXR750 K6	750	2006->	4		0.8	CD11RN-7	
750	GSXR750 Y,K1	750	2000->	4		0.8	CD11RN-7	
750	GT750	750	1975->1977	3		0.8	CH10N-8	
800	VX800L,N,P	800	1990->1996	2		0.9	CF10RCP-9	
800	VZ800V	800	1997->2001	2		0.9	CF10RCP-9	
850	GS850G	850	1979->1988	4		0.8	CH10N-8	
850	GS850GE	850	1979->1989	4		0.8	CH10N-8	
900	RF900RV	900	1994->	4		0.8	CD11RN-7	
1000	GS1000S	1000	1982->	4		0.8	CH10N-8	
1000	GS1000,D,E,GL,GX,H	1000	1980->	4		0.8	CH10N-8	
1000	GSX R-1000	1000	2001->2005	4		0.8	CD11RN-7	
1000	GSX R-1000 K3	1000	2003->	4		0.8	CD11RN-7	
1000	GSX R-1000 K1	1000	2000->2006	4		0.8	CD11RN-7	
1000	TL1000R R	1000	1998->	2		0.8	CD11RN-7D	
1000	TL1000SV SV	1000	1997->	2		0.8	CD11RN-7	
1100	GS1100EF,ES	1100	1984->1988	4		0.7	CF10P-6	CF10RN-7
1100	GS1100G	1100	1982->1985	4		0.8	CH10N-8	
1100	GSX1100E,S	1100	1985->	4		0.7	CF10P-6	CF10RN-7
1100	GSXR1100W	1100	1993->	4		0.8	CD11RN-7	
1100	SGX1100	1100	1987->	4		0.7	CF10RN-7	
1250	GSF1250 BANDIT	1250	2007->	4		0.8	CD9RN-8	
1250	GSF1250S	1250	2007->	4		0.8	CD9RN-8	
1250	GSX1250	1250	2011->	4		0.8	CD9RN-8	
1300	GSX 1300R HAYABUSA	1300	1999->2005	4		0.8	CD11RN-7	
1300	GSX1300	1300	1999->	4		0.8	CD11RN-7	
1300	GSX1300RZ	1300	1999->2007	4		0.8	CD11RN-7	
1300	GSXR1300 HAYABUSA	1300	1999->	4		0.8	CD11RN-7	
1400	VS1400GLPR	1400	1987->	2		0.9	CF10RCP-9	
SYM								
50	SIMPLY 50	50	2009->	1		0.8	CC9RN-7	
50	SYMPHONY 50	50	2009->	1		0.8	CC9RN-7	
125	GTS 125	125	2006->	1		0.8	CD10RN-9	
125	SHARK 125, R125	125	1999->	1		0.8	CD10RN-9	
125	SIMPLY 125	125	2009->	1		0.8	CC9RN-7	
125	SYMPHONY 125	125	2009->	1		0.8	CC9RN-7	
125	WOLF 125	125	2005->	1		0.8	CF10RN-7	
250	GTS 250	250	2006->	1		0.8	CD10RN-9	
TM								
250	250 EN-F	250	2004->	2		0.8	CD10RN-9	
TRIUMPH								
675	SPEED TRIPLE 675	675	2007->	3		0.8	CD11RN-7D	



APPLICATION GUIDE MOTORCYCLES

MAKE	MODEL	ENGINE CAP.	YEAR	CYL.	ENGINE	GAP	RECOMMENDED	ALTERNATIVE
790	T140V BONNEVILLE 790	790	2001->2003	2		0.9	CF10RCP-9	
800	TIGER 800	800	2011->	3		0.8	CD11RN-7D	
800	TIGER 800 XC	800	2011->	3		0.8	CD11RN-7D	
865	BONNEVILLE T100	865	2008->	2		0.9	CF10RCP-9	
865	THRUXTON 900	865	2004->	2		0.9	CF10RCP-9	
900	900 ADVENTURER LIQUID	900	1996->2001	3		0.9	CF10RCP-9	
900	900 SPEED TRIPLE LIQUID	900	1997->	3		0.9	CF10RCP-9	
900	900 SPRINT LIQUID COOLED	900	1993->1996	3		0.9	CF10RCP-9	
900	900 THUNDERBIRDTHUN- DERBIRD	900	1995->2004	3		0.9	CF10RCP-9	
955	955 DAYTONA I	955	2002->2004	3		0.8	CD11RN-7D	
2300	2300 ROCKET3	2300	2004->	3		0.9	CF10RCP-9	
VUKA								
125	RS 125	125	2011->	1		0.8	CC9N-6	CC9RN-7
125	RT 125	125	2011->	1		0.8	CC9N-6	CC9RN-7
125	TMI 125	125	2011->	1		0.8	CC9N-6	CC9RN-7
YAMAHA								
50	DT50 LC	50	1988->1990	1		0.8	CH10N-8	
50	GT50B,D	50	1983->	1		0.7		CG9RN-7
50	MR50,H	50	1984->	1		0.7		CG9RN-7
50	RZ50	50	1982->	1		0.8	CH10N-8	
50	RZ50K	50	1982->	1		0.8	CH10N-8	
50	SH50	50	1987->2001	1		0.6	CG8P-7	
50	SH50T	50	1993->	1		0.6	CG8P-7	
50	TTR50E	50	2006->	1		0.8	CC9RN-7	
50	V50E	50	2007->2007	1		0.7		CG9RN-7
50	YB50,S	50	1981->1983	1		0.7		CG9RN-7
60	JT1,L, JT2,M 60	60	->1975	1		0.7		CG9RN-7
60	JT1,L, JT2,M 60	60	->1975	1		0.7		CG9RN-7
60	YT60S	60	->1975	1		0.6	CG8P-7	
80	CV80J	80	1982->1986	1		0.6	CG8P-7	
80	LB80	80	1976->1978	1		0.6	CG8P-7	
80	LB80-2HD	80	1976->1978	1		0.7		CG9RN-7
80	LB80II	80	1981->1985	1		0.7		CG9RN-7
80	PW80	80	1983->1990	1		0.6	CG8P-7	
80	PW80K	80	1984->	1		0.6	CG8P-7	
80	PW80L	80	1983->2006	1		0.6	CG8P-7	
80	PW80N	80	1983->2006	1		0.6	CG8P-7	
80	YZ80C,D,E,H	80	1976->1981	1		0.8	CH10N-8	
90	V90	90	2007->	1		0.7		CG9RN-7
90	YA90	90	1993->	1		0.8	CG9RN-7	
100	AG100	100	1980->	1		0.7		CG9RN-7
100	RT100	100	2000->	1		1	CG10RN-10	
100	YB100P	100	1985->	1		0.7		CG9RN-7
125	DT125	125	1986->	1		0.8	CH10N-8	
125	DT125E,ED,F,H,MX	125	1983->	1		0.8	CH10N-8	
125	DT125K,J,LC	125	1974->1981	1		0.8	CH10N-8	
125	DT125RE	125	2004->	1		0.8	CH10N-8	
125	RD125 19.0MM REACH	125	1976->	1		0.8	CH10N-8	
125	RD125C	125	1976->	1		0.8	CH10N-8	
125	RD125LC	125	1976->	1		0.8	CH10N-8	
125	RS125E	125	1982->	1		0.7		CG9RN-7
125	RZ125L	125	1972->	1		0.8	CH10N-8	



APPLICATION GUIDE MOTORCYCLES

MAKE	MODEL	ENGINE CAP.	YEAR	CYL.	ENGINE	GAP	RECOMMENDED	ALTERNATIVE
125	TTR125E L T	125	2000->2006	1		0.8	CC9RN-7	
125	WR125R	125	2009->	1		0.8	CD10RN-9	
125	WR125R,X	125	2009->	1		0.8	CD10RN-9	
125	WR125X	125	2009->	1		0.8	CD10RN-9	
125	XN125	125	2000->	1		0.8	CD10RN-9	
125	XT125R	125	2005->	1		0.8	CC9RN-7	
125	XT125X	125	2005->	1		0.8	CC9RN-7	
125	YZF-R125	125	2008->	1		0.8	CD10RN-9	
125	YZFR 125	125	2008->	1		0.8	CD10RN-9	
175	AG175	175	1983->1985	1		0.8	CH10N-8	
200	AG200	200	1993->	1		0.7	CF10P-6	CF10RN-7
200	TW200	200	1987->1999	1		0.7	CF10RN-7	
200	TW200	200	2000->2010	1		0.7	CF10RN-7	
200	XT200N	200	1982->1983	1		0.7	CF10P-6	CF10RN-7
200	XT200,JK,KC	200	1982->1983	1		0.7	CF10P-6	CF10RN-7
200	YFS200E	200	1990->	1		0.8	CH10N-8	
230	TTR230	230	2005->	1		0.7	CF10RN-7	
250	MG250	250	1987->	1		0.8	YH8RCP-8U	
250	RZ250L	250	1979->1980	2		0.8	CH10N-8	
250	SR250	250	1980->1982	1		0.8	YH8RCP-8U	
250	TTR250	250	1999->2006	1		0.8	CD11RN-7	
250	WR250 2,2E	250	1993->	2		0.8		CH10N-8
250	WR250F	250	2001->2005	1		0.8	CD10RN-9	
250	WR250R	250	2008->	1		0.8	CD11RN-7D	
250	WR250X	250	2008->	1		0.8	CD11RN-7D	
250	XS250,C,H,RH,SE,SH	250	->1983	1		0.8	YH8RCP-8U	
250	YZ250E	250	1983->	1		0.8		CH10N-8
250	YZ250F	250	2001->	1		0.8	CD10RN-9	
250	YZ250F	250	2001->2005	1		0.8	CD10RN-9	
250	YZ250S	250	1995->	1		0.8	CH10N-8	
250	YZ250T	250	1992->1994	1		0.8	CH10N-8	
350	RD350J,LC	350	1984->	2		0.8	CH10N-8	
350	RZ350K,L	350	->1985	2		0.8	CH10N-8	
350	XT350	350	1985->	1		0.7	CF10P-6	CF10RN-7
350	XT350E	350	1981->	1		0.7	CF10P-6	CF10RN-7
350	XT350N	350	1985->	1		0.7	CF10P-6	CF10RN-7
350	XT350NC	350	1982->1983	1		0.7	CF10P-6	CF10RN-7
350	XT350S	350	1985->	1		0.7	CF10P-6	CF10RN-7
360	YZ360	360	1972->1973	1		0.8	CH10N-8	
400	DT400,H	400	1977->1979	1		0.8	CH10N-8	
400	FZR400	400	1988-1990->	4		0.8	CD10RN-9	
400	IT400	400	1976->1979	1		0.8	CH10N-8	
400	IT400E	400	1974->1975	1		0.8	CH10N-8	
400	RD400	400	1976->1979	2		0.8	CH10N-8	
400	RD400E	400	1976->1979	2		0.8	CH10N-8	
400	XZ400	400	1971->1973	2		0.7	CF10P-6	CF10RN-7
400	YZ400,C,E	400	1976->1979	1		0.8	CH10N-8	
425	IT425	425	1972->	1		0.8	CH10N-8	
426	WR426	426	2000->	1		0.8	CD10RN-9	
426	YZ426F	426	2000->	1		0.8	CD10RN-9	
450	WR450F	450	2003->2005	1		0.8	CD10RN-9	
450	WR450F	450	2003->2005	1		0.8	CD10RN-9	
450	YFZ450S	450	2004->	1		0.8	CD10RN-9	
450	YZ450F	450	2003->	1		0.8	CD10RN-9	
450	YZ450F	450	2003->2005	1		0.8	CD10RN-9	
465	IT465,H,J	465	1981->1982	1		0.8	CH10N-8	



APPLICATION GUIDE MOTORCYCLES

MAKE	MODEL	ENGINE CAP.	YEAR	CYL.	ENGINE	GAP	RECOMMENDED	ALTERNATIVE
465	YZ465,H	465	1980->1981	1		0.8	CH10N-8	
490	IT490	490	1984->	1		0.8	CH10N-8	
490	IT490K	490	1983->	1		0.8	CH10N-8	
490	IT490L	490	1983->1984	1		0.8	CH10N-8	
490	YZ490	490	1984->	1		0.8	CH10N-8	
490	YZ490J	490	1984->	1		0.8	CH10N-8	
500	SC500	500	1973->1974	1		0.8	CH10N-8	
500	SR500	500	1978->1979	1		0.8	YH8RCP-8U	
500	SR500,E,H	500	1978->1979	1		0.8	YH8RCP-8U	
500	TT500,C,E,H,J	500	1976->1981	1		0.8	YH8RCP-8U	
500	TX500	500	1973->1974	1		0.7	CF10P-6	CF10RN-7
500	XP500 T MAX	500	2000->	1		0.8	CD9RN-8	
500	XT500	500	1976->1989	1		0.8		CH9P-8
500	XT500,C,E,H	500	1977->1983	1		0.8	YH8RCP-8U	
550	XJ550K,L	550	1981->1983	4		0.7	CF10P-6	CF10RN-7
550	XJ550,H,J,RH,RJ	550	1982->	4		0.7	CF10P-6	CF10RN-7
550	XZ550	550	1982->1983	4		0.7	CF10P-6	CF10RN-7
550	XZ550R,RK	550	1982->	4		0.7	CF10P-6	CF10RN-7
600	FZ6 600	600	2004->2005	4		0.8	CD11RN-7D	
600	FZR600R	600	1999->	4		0.8	CD11RN-7	
600	FZS600 FAZER	600	1999->	4		0.8	CD10RN-9	
600	XJ6 600	600	2009->	4		0.8	CD11RN-7	
600	XT600E	600	1984->1993	1		0.9	CF10RCP-9	
600	YZF600	600	2001->	1		0.8	CD11RN-7	
600	YZF600R	600	1995->2006	4		0.8	CD11RN-7	
600	YZF600R	600	1999->2006	4		0.8	CD11RN-7	
650	XJ650 L.J TURBO	650	1982->	4		0.8	YH8RCP-8U	
650	XJ650K,L	650	1980->1984	4		0.8	YH8RCP-8U	
660	MT 03	660	2006->	1		0.8	CD9RN-8	
660	XT660X	660	2006->	1		0.8	CD9RN-8	
660	XT660X,R	660	2004->	1		0.8	CD9RN-8	
750	FZ750N	750	1988->	4		0.9		CF10RCP-9
750	FZ750T	750	1985->1988	4		0.7	CF10P-6	CF10RN-7
750	FZR750R	750	1987->1989	4		0.9		CF10RCP-9
750	XJ750	750	1982->1984	4		0.8	YH8RCP-8U	
750	XJ750K	750	1981->1983	4		0.8	YH8RCP-8U	
750	XJ750MK,RK	750	1984->	4		0.8	YH8RCP-8U	
750	XJ750RL	750	1984->	4		0.8	YH8RCP-8U	
750	YZF750 R7	750	2000->	4		0.8	CD11RN-7	
900	XJ900	900	1983->1994	4		0.8	YH8RCP-8U	
900	XJ900F	900	1983->1984	4		0.8	YH8RCP-8U	
900	XJ900S DIV	900	1995->2004	4		0.9	CF10RCP-9	
900	XJ900S DIV	900	1995->2004	4		0.9	CF10RCP-9	
900	XJ900,K,RL,P,FN,N	900	1983->1994	4		0.8	YH8RCP-8U	
1000	FZ1 1000	1000	2006->	4		0.8	CD11RN-7D	
1000	FZR1000	1000	1987->1988	4		0.7	CF10P-6	CF10RN-7
1000	FZR1000E	1000	1991->1996	4		0.7	CF10RN-7	
1000	FZS1000 FAZER	1000	2001->	4		0.8	CD11RN-7	
1000	R1 YZF1000	1000	1998->	4		0.8	CD11RN-7	
1000	R1 YZF1000	1000	2004->2005	4		0.8	CD11RN-7D	
1000	R1 YZF1000	1000	2007->	4		0.8	CD11RN-7D	
1000	R1 YZF1000	1000	2007->2008	4		0.8	CD11RN-7D	
1000	R1 YZF1000	1000	2004->	4		0.8	CD11RN-7D	
1100	FJ1100	1100	1984->1985	4		0.9	CF10RCP-9	
1100	XS1100,E,H,S,SH,LH,RH	1100	1981->1984	2		0.8	YH8RCP-8U	CH8P-8S
1100	XV1100	1100	2002->	2		0.8	YH8RCP-8U	



APPLICATION GUIDE MOTORCYCLES

MAKE	MODEL	ENGINE CAP.	YEAR	CYL.	ENGINE	GAP	RECOMMENDED	ALTERNATIVE
1100	XVS1100 V-STAR CLASSIC	1100	1999->2006	2		0.8	YH8RCP-8U	
1200	FJ1200	1200	1986->1993	4		0.9		CF10RCP-9
1200	FJ1200S	1200	1984->1985	4		0.9		CF10RCP-9
1200	FJ1200T	1200	1986->1993	4		0.9		CF10RCP-9
1200	VMX1200 V-MAX	1200	1985->2006	4		0.9	CF10RCP-9	
1300	FJR1300	1300	2001->	4		0.8	CD10RN-9	
1300	FJR1300	1300	2003->2005	4		0.8	CD10RN-9	
1300	XJR1300 SP	1300	1999->	4		0.9	CF10RCP-9	
1300	XVZ13C ROYAL STAR MID-NIGHT ADVENTURE	1300	2005->2006	2		0.9	CF10RCP-9	
1300	XVZ13STD,TOURER	1300	2007->	2		0.9	CF10RCP-9	

APPLICATION GUIDE SCOOTERS

MAKE	MODEL	ENGINE CAP.	YEAR	CYL.	ENGINE	GAP	RECOMMENDED	ALTERNATIVE
BIG BOY								
125	125 F35	125	2011->	1		0.8	CC9N-6	CC9RN-7
125	125 REVIVAL	125	2011->	1		0.8	CC9N-6	CC9RN-7
125	125 SPORTFLITE	125	2011->	1		0.8	CC9N-6	CC9RN-7
125	125 T32	125	2011->	1		0.8	CC9N-6	CC9RN-7
150	CARGO 150	150	2011->	1		0.8	CC9N-6	CC9RN-7
150	F35 150	150	2011->	1		0.8	CC9N-6	CC9RN-7
150	POWERFLITE 150	150	2011->	1		0.8	CC9N-6	CC9RN-7
150	RETRO 150	150	2011->	1		0.8	CC9N-6	CC9RN-7
150	REVIVAL 150	150	2011->	1		0.8	CC9N-6	CC9RN-7
150	SPORTFLITE 150	150	2011->	1		0.8	CC9N-6	CC9RN-7
150	T32 150	150	2011->	1		0.8	CC9N-6	CC9RN-7
150	VANTAGE 150	150	2011->	1		0.8	CC9N-6	CC9RN-7
150	X7 150	150	2011->	1		0.8	CC9N-6	CC9RN-7
250	CITIFLITE 250	250	2011->	1		0.8	CC9N-6	CC9RN-7

GOMOTO

125	BALLISTIC 125	125	2011->	1		0.8	CC9N-6	CC9RN-7
125	CITTI 125	125	2011->	1		0.8	CC9N-6	CC9RN-7
125	NIPPI 125	125	2011->	1		0.8	CC9N-6	CC9RN-7
125	NIPPI BALLISTIC 125	125	2011->	1		0.8	CC9N-6	CC9RN-7
125	URBAN 125	125	2011->	1		0.8	CC9N-6	CC9RN-7
125	YESTERDAY I 125	125	2011->	1		0.8	CC9N-6	CC9RN-7
150	BALLISTIC 150	150	2011->	1		0.8	CC9N-6	CC9RN-7
150	CITTI 150	150	2011->	1		0.8	CC9N-6	CC9RN-7
150	NIPPI 150	150	2011->	1		0.8	CC9N-6	CC9RN-7
150	NIPPI BALLISTIC 150	150	2011->	1		0.8	CC9N-6	CC9RN-7
150	URBAN BALLISTIC 150	150	2011->	1		0.8	CC9N-6	CC9RN-7
150	YESTERDAY SI 150	150	2011->	1		0.8	CC9N-6	CC9RN-7

HONDA

50	T5Q TACT 50	50	1990->1991	1		0.6	CG8P-7	
125	L125S DIFA	125	2005->	1		0.6	CG8P-7	

JONWAY

110	SPIRIT 110	110	2011->	1		0.8	CC9N-6	CC9RN-7
125	ADVENTURE 125	125	2011->	1		0.8	CC9N-6	CC9RN-7
125	EL NINJO 125	125	2011->	1		0.8	CC9N-6	CC9RN-7
125	GALACTICA 125	125	2011->	1		0.8	CC9N-6	CC9RN-7
125	SPIRIT 125	125	2011->	1		0.8	CC9N-6	CC9RN-7
125	SPRAY 125	125	2011->	1		0.8	CC9N-6	CC9RN-7
125	VETERANO 125	125	2011->	1		0.8	CC9N-6	CC9RN-7
150	ADVENTURE 150	150	2011->	1		0.8	CC9N-6	CC9RN-7
150	EL NINJO 150	150	2011->	1		0.8	CC9N-6	CC9RN-7
150	GALACTICA 150	150	2011->	1		0.8	CC9N-6	CC9RN-7
150	SPRAY 150	150	2011->	1		0.8	CC9N-6	CC9RN-7
150	VETERANO 150	150	2011->	1		0.8	CC9N-6	CC9RN-7
250	MASTER 250	250	2011->	1		0.8	CF10P-6	CF10RN-7
300	MASTER 300	300	2011->	1		0.8	CF10P-6	CF10RN-7

APPLICATION GUIDE SCOOTERS

MAKE	MODEL	ENGINE CAP.	YEAR	CYL.	ENGINE	GAP	RECOMMENDED	ALTERNATIVE
KYMCO								
125	SUPER 8 125	125	2008->	1		0.8	CC9RN-7	
125	DOWNTIME 125	125	2009->	1		0.8	CD9RN-8	
125	LIKE 125	125	2009->	1		0.8	CC9RN-7	
150	AGILITY 150 R16	150	2008->	1		0.8	CC9RN-7	
200	DOWNTOWN 200	200	2009->	1		0.8	CD9RN-8	
200	LIKE 200	200	2009->	1		0.8	CC9RN-7	
300	DOWNTOWN 300	300	2009->	1		0.8	CD9RN-8	
500	500 EXCITING	500	2009->	1		0.8	CD9RN-8	
P60								
125	125 G-MAX	125	2005->	1		0.8	CC9N-6	CC9RN-7
150	150 T-REX	150	2003->	1		0.8	CC9N-6	CC9RN-7
PIAGGIO (VESPA)								
125	T-REX 125	125	1995->1998	1		0.8	CC9RN-7	
300	VESPA ET3 APECER-MP 300	300	1998->	1		0.7		CG9RN-7
PUZEY								
125	JET 125	125	2011->	1		0.8	CC9N-6	CC9RN-7
125	XOR 125	125	2011->	1		0.8	CC9N-6	CC9RN-7
150	CLASSIC 150	150	2011->	1		0.8	CC9N-6	CC9RN-7
VUKA								
90	EL 90	90	2011->	1		0.8	CC9N-6	CC9RN-7
110	XL 110	110	2011->	1		0.8	CC9N-6	CC9RN-7
YAMAHA								
125	XRI 125	125	2011->	1		0.8	CC9N-6	CC9RN-7
150	XTI 150	150	2011->	1		0.8	CC9N-6	CC9RN-7
125	XC125	125	1995->	1		0.8	CD9RN-8	
250	250 BLACK X-MAX	250	2009->	1		0.9	CF10RCP-9	

APPLICATION GUIDE MARINE INBOARD

MAKE	MODEL	ENGINE CAP.	YEAR	CYL.	ENGINE	GAP	RECOMMENDED	ALTERNATIVE
BMW								
130	G130-1					0.8	YH8RCP-8U	CH8P-8S
130	G130-S					0.8	YH8RCP-8U	CH8P-8S
190	B190					0.8	YH7RCP-8U	CH7P-8
190	G190-1					0.8	YH7RCP-8U	CH7P-8
190	G190-S					0.8	YH7RCP-8U	CH7P-8
220	B220					0.8	YH7RCP-8U	CH7P-8
220	G220-1					0.8	YH7RCP-8U	CH7P-8
220	G220-S					0.8	YH7RCP-8U	CH7P-8
CHRYSLER VOLVO								
110						0.7		CG9RN-7
115						0.7		CG9RN-7
120						0.7		CG9RN-7
130						0.7		CG9RN-7
165						0.7		CG9RN-7
170						0.7		CG9RN-7
MERCUISER								
110						0.8	YH8RCP-8U	CH8P-8S
120					SER.NO.3825578	0.8	YH8RCP-8U	CH8P-8S
140	140-4				SER.NO.3826282	0.8	YH8RCP-8U	CH8P-8S
140	140-6					0.8	YH8RCP-8U	CH8P-8S
150						0.8	YH8RCP-8U	CH8P-8S
160						0.8	YH8RCP-8U	CH8P-8S
165					SER.NO.2771483	0.8	YH8RCP-8U	CH8P-8S
200						0.8	YH8RCP-8U	CH8P-8S
215						0.8	CV8P-9	
225					SER.NO.3385721	0.8	CV8P-9	
233	14MM HEADS					0.8	CR7CP-9	
233	18MM HEADS					0.8	CV8P-9	
255					SER. NO.4175499	0.8	CV8P-9	
255					SER. NO.4175500	0.8	CR7CP-9	
NISSAN								
190	YA190 Y44					0.8	YH7RCP-8U	CH7P-8
VOLVO-PENTA								
10	MB10A					0.6	CG8P-7	
20	MB20A					0.6	CG8P-7	
125	AQ125A					0.8	YH8RCP-8U	CH8P-8S
130	AQ130					0.8	YH8RCP-8U	

APPLICATION GUIDE MARINE OUTBOARD

MAKE	MODEL	ENGINE CAP.	YEAR	CYL.	ENGINE	GAP	RECOMMENDED	ALTERNATIVE
BMW								
130	B130					0.8	YH8RCP-8U	CH8P-8S
BRIGGS & STRATTON								
5	5.0HP				OHV AIR COOLED	0.8	CM7RP-8	
CHRYSLER								
9.9			1979->1985			0.7		CG9RN-7
10			1974->1978			0.7		CG9RN-7
12			1979->			0.7		CG9RN-7
15			1974->1985			0.7		CG9RN-7
20			1979->1983			0.7		CG9RN-7
25			1973->1984			0.7		CG9RN-7
30			1979->1982			0.7		CG9RN-7
35			1968->1984			0.7		CG9RN-7
45			1968->1984			0.7		CG9RN-7
50	ECONOMATE		1981->			0.7		CG9RN-7
50			1982->1985			0.7		CG9RN-7
EVINRUDE								
40	COMMERCIAL		1982->			0.7		CG9RN-7
40			1982->			0.7		CG9RN-7
75			2001->2005			0.8	YM7RCS5-9D	
90			2001->2005			0.8	YM7RCS5-9D	
100			2004->2005			0.8	YM7RCS5-9D	
115			2004->2005			0.8	YM7RCS5-9D	
HONDA								
30	BF30				30HP	0.7	CF10P-6	CF10RN-7
200	BF200A V6		2002->			1.1	IM8RC5-11P	YMZ8RCP-11U
225	BF225A V6		2002->			1.1	IM8RC5-11P	YMZ8RCP-11U
JOHNSON								
10			2006->2006			0.8		CG9RN-7
15			2005->			0.8	YM8RCP-9U	
15			2006->			0.8	CG9RN-7	
40		815	2002->			0.7	YFM9RCP-9U	
50		815	2002->			0.7	YFM9RCP-9U	
60			2002->2005			0.8	YH8RCP-8U	CH8P-8S
70			2002->2005			0.8	YH8RCP-8U	CH8P-8S
90			2003->			0.8	YM8RCP-9U	
140			2003->2005			0.8	YM8RCP-9U	
KONIG								
10						0.7		CG9RN-7
30			1979->			0.7		CG9RN-7
60						0.7		CG9RN-7
70						0.7		CG9RN-7
MARINER								
2.5			1990->			0.6	CG8P-7	
3.5	642					0.7		CG9RN-7
3.5						0.7		CG9RN-7

APPLICATION GUIDE MARINE OUTBOARD

MAKE	MODEL	ENGINE CAP.	YEAR	CYL.	ENGINE	GAP	RECOMMENDED	ALTERNATIVE
4	4A 6E0					0.7		CG9RN-7
4	4A6E0					0.7		CG9RN-7
5	5B 661					0.7		CG9RN-7
5	5C 6E3					0.7		CG9RN-7
8	8B 677					0.7		CG9RN-7
9.9	C 682					0.7		CG9RN-7
15	A,C 684 + 651					0.7		CG9RN-7
15	W 662					0.7		CG9RN-7
20	C 6A9					0.7		CG9RN-7
25	C,A 695 + 648					0.7		CG9RN-7
25	W 6A4					0.7		CG9RN-7
28						0.7		CG9RN-7
30	MARATHON,A,W 689+689B					0.7		CG9RN-7
40		747	2002->			0.7	YFM9RCP-9U	
40		995	2002->			0.7	YFM9RCP-9U	
48	W 670					0.7		CG9RN-7
55						1		CG10RN-10
60	EFI		2002->			0.7	YFM9RCP-9U	
60						1		CG10RN-10
75			2000->		4 STROKE	1.1	YMJ7RCP-11U	
90			2000->			1.1	YMJ7RCP-11U	
115	OPTIMAX		2000->2002			1.1		YM7RCP5-11U
135	OPTIMAX		1998->2002			1.1		YM7RCP5-11U
150	OPTIMAX		1997->2002			1.1		YM7RCP5-11U
200	OPTIMAX		1997->2002			1.1		YM7RCP5-11U
225	OPTIMAX		1998->2002			1.1		YM7RCP5-11U
MERCURY								
2.2			1984->1989			0.6	CG8P-7	
25	250		1980->1983			1		CG10RN-10
30	303		2006->		4 STROKE	0.7	YFM9RCP-9U	
40	403		2006->		4 STROKE	0.7	YFM9RCP-9U	
50	504		2006->		4 STROKE	0.7	YFM9RCP-9U	
60	604		2006->		4 STROKE	0.7	YFM9RCP-9U	
75	754		2000->2006		4 STROKE	1.1	YMJ7RCP-11U	
90	90		2000->2006		4 STROKE	1.1	YMJ7RCP-11U	
115			2001->2006		4 STROKE MFI4	1.1	YMJ7RCP-11U	
150					OPTI MAX	1.1		YM7RCP5-11U
200					OPTI MAX	1.1		YM7RCP5-11U
225			2006->		4 STROKE	1.1	YMJ7RCP-11U	
NISSAN								
3.5	NS 3.5A					0.6	CG8P-7	
12	Y12					0.7		CG9RN-7
15	Y15					0.7		CG9RN-7
40	NSD40ATLDI		2004->2006			1.1	YM8RCP5-11U	
50	NS50D		1997->2006			1	CG10RN-10	
50	NSD50ATLDI		2004->2006			1.1	YM8RCP5-11U	
55	NS55B					1		CG10RN-10
60	NS60B		2004->2006			1		CG10RN-10
70	NS70A A2					1		CG10RN-10
70	NS70B		2004->2006			1		CG10RN-10
70	NS70C		2000->2006			1	CG10RN-10	
70	NSD70ATLDI		2004->2006			1.1	YM8RCP5-11U	
90	NS90A		1997->2006			1	CG10RN-10	

APPLICATION GUIDE MARINE OUTBOARD

MAKE	MODEL	ENGINE CAP.	YEAR	CYL.	ENGINE	GAP	RECOMMENDED	ALTERNATIVE
90	NSD90ATLDI		2004->2006			1.1	YM8RCP5-11U	
120	NS120A		1997-2006->			1	CG10RN-10	
140	NS 140A2		1997->2006			1	CG10RN-10	
OPTIMAX								
60	EFI				4 STROKE	0.7	YFM9RCP-9U	
75					4 STROKE	1.1	YMJ7RCP-11U	
90					4 STROKE	1.1	YMJ7RCP-11U	
115	EFI				4 STROKE	1.1	YMJ8RCP-11U	
250	250DFI		2001->			1.1		YM7RCP5-11U
SUZUKI								
3.5	DT3.5					0.6	CG8P-7	
4	DT4		1986->			0.6	CG8P-7	
4	DF4		2003->2004			0.8	YH8RCP-8U	CH8P-8S
5	DT5					0.6	CG8P-7	
5	DT5W					0.6	CG8P-7	
6	DF6		2003->2004			0.8	YH8RCP-8U	CH8P-8S
6	DT6		1986->			0.6	CG8P-7	
6	DF6		2003->2004			0.8	YH8RCP-8U	CH8P-8S
8	DT8,C					0.6	CG8P-7	
9.9	DT9.9C		1986->			0.7		CG9RN-7
15	DT15C		1984->			0.7		CG9RN-7
15	DT15E		1984->			0.7		CG9RN-7
16	DT16					0.7		CG9RN-7
16	DT16P					0.7		CG9RN-7
20	DT20		1985->			0.7		CG9RN-7
20	DT20P		1985->			0.7		CG9RN-7
25	DT25					0.7		CG9RN-7
28	DT28					0.7		CG9RN-7
55	DT55,C					1		CG10RN-10
60	DF60		1998->2004		4 STROKE	0.8	YH8RCP-8U	CH8P-8S
60	DT60					1		CG10RN-10
70	DF70		1998->2004		4 STROKE	0.8	YH8RCP-8U	CH8P-8S
75	DT75C		1986->			1		CG10RN-10
90	DF90		2001->2004		4 STROKE	0.8	YM8RCP-9U	
115	DF115		2001->2005		4 STROKE	0.8	YM8RCP-9U	
140	DF140		2002->2004		4 STROKE	0.8	YM8RCP-9U	
150	DT150		1987->2003			1	CG10RN-10	
150	DT150C					1		CG10RN-10
200	DT200TC					1		CG10RN-10
200	DT200,C,S					1		CG10RN-10
225	DF225 V6		2004->2004			0.8	YM8RCP-9U	
225	DT225 EFI					1		CG10RN-10
225	DT225 V6		1987->2003			1	CG10RN-10	
250	DF250 V6		2004->			0.8	YM8RCP-9U	
TOHATSU								
2.5	M2.5A					0.6	CG8P-7	
3.5	M3.5A		1985->			0.7		CG9RN-7
3.5	M3.5A		1986->			0.6	CG8P-7	
5	M5A2 S					0.7		CG9RN-7
8	M8A					0.7		CG9RN-7
9.8	M9.8A					0.7		CG9RN-7



APPLICATION GUIDE MARINE OUTBOARD

MAKE	MODEL	ENGINE CAP.	YEAR	CYL.	ENGINE	GAP	RECOMMENDED	ALTERNATIVE
9.9	M9.9A					0.7		CG9RN-7
12	M12A					0.7		CG9RN-7
12	M12B					0.7		CG9RN-7
15	M15A					0.7		CG9RN-7
16	M16A2					0.7		CG9RN-7
18	M18A					0.7		CG9RN-7
20	M20A2					0.7		CG9RN-7
25	M25A2					0.7		CG9RN-7
25	M25B		1984->			0.7		CG9RN-7
30	M30A		1985->			0.7		CG9RN-7
30	M30A2		1984->			0.7		CG9RN-7
40	MD40ATLDI		2004->2006			1.1	YM8RCP5-11U	
50	M50C		2004->2006			1		CG10RN-10
50	MD50ATLDI		2004->2006			1.1	YM8RCP5-11U	
55	M55A					1		CG10RN-10
55	M55B		2004->2006			1		CG10RN-10
55	M55B					1		CG10RN-10
60	M60A		2004->2006			1		CG10RN-10
60	M60B		1992->2006			1		CG10RN-10
70	M70A		2004->2006			1		CG10RN-10
70	M70A					1		CG10RN-10
70	MD70ATLDI		2004->2006			1.1	YM8RCP5-11U	
90	M90A		1997->2006			1	CG10RN-10	
90	MD90ATLDI		2004->2006			1.1	YM8RCP5-11U	
115	M115A		2004->2006			1		CG10RN-10
120	M120A		2004->2006			1		CG10RN-10
140	M140A		1997->2006			1	CG10RN-10	
VOLVO-PENTA								
32						0.7		CG9RN-7
33						0.7		CG9RN-7
35						0.7		CG9RN-7
39						0.7		CG9RN-7
40						0.7		CG9RN-7
50	A					0.7		CG9RN-7
50						0.7		CG9RN-7
92						0.7		CG9RN-7
123						0.7		CG9RN-7
124						0.7		CG9RN-7
YAMAHA								
2	B		1985->			0.7		CG9RN-7
3.5	A					0.7		CG9RN-7
3.5	AC					0.7		CG9RN-7
3.5	AL					0.7		CG9RN-7
4	A					0.7		CG9RN-7
4	ACS					0.7		CG9RN-7
4	AS					0.7		CG9RN-7
5	5CMHC	100	1985->2002	1	2 STROKE	0.8	CG9RN-7	
5	5CMHL	100	1984->	1	2 STROKE	0.7		CG9RN-7
8	B					0.7		CG9RN-7
9.5	A					0.7		CG9RN-7
9.9	CPE CE C BE B					0.7		CG9RN-7
12	A					0.7		CG9RN-7
15	A,B BE C CE CPE					0.7		CG9RN-7



APPLICATION GUIDE MARINE OUTBOARD

MAKE	MODEL	ENGINE CAP.	YEAR	CYL.	ENGINE	GAP	RECOMMENDED	ALTERNATIVE
20	C,CE					0.7		CG9RN-7
25	AE A AF B BE C					0.7		CG9RN-7
25	CE D DE					0.7		CG9RN-7
25	CMK DMS DM					0.7		CG9RN-7
28	A					0.7		CG9RN-7
28	AE					0.7		CG9RN-7
30	A					0.7		CG9RN-7
30	AE					0.7		CG9RN-7
30	AM					0.7		CG9RN-7
30	B					0.7		CG9RN-7
30	BM					0.7		CG9RN-7
40	HMOS					1		CG10RN-10
48	A					0.7		CG9RN-7
48	B					0.7		CG9RN-7
50	50HETOL	700	2006->2010	3	2 STROKE	1	CG10RN-10	
50	50HMOS	700	1984->2005	3	2 STROKE	1	CG10RN-10	
50	CE					1		CG10RN-10
50	D					1		CG10RN-10
50	DROS					1		CG10RN-10
55	55BEDL	760	1989->1995	3	2 STROKE	1	CG10RN-10	
55	AE		1979->			1		CG10RN-10
55	BE					1		CG10RN-10
55	E55CMHL	760	1989->1995	2	2 STROKE	1	CG10RN-10	
60	60FETOL	850	2006->2010	3	2 STROKE	1	CG10RN-10	
60	AE		1979->			1		CG10RN-10
60	B					1		CG10RN-10
60	BE					1		CG10RN-10
60	CE					1		CG10RN-10
60	CET					1		CG10RN-10
60	DE					1		CG10RN-10
60	E60HMHD	850	2001->2005	2	2 STROKE	1	CG10RN-10	
60	F					1		CG10RN-10
60	FEOS					1		CG10RN-10
60			2001->2005		2 STROKE	1	CG10RN-10	
70	70BETOL	850	1984->2010	3	2 STROKE	1	CG10RN-10	
70	B					1		CG10RN-10
70	BEOL					1		CG10RN-10
75	25AETL	1140	1994->1999	3	2 STROKE	1	CG10RN-10	
75	75A		1988->			1	CG10RN-10	
75	A					1		CG10RN-10
75	AE					1		CG10RN-10
75	AET					1		CG10RN-10
75	F75		2003->2005		4 STROKE	1.1	YMJ7RCP-11U	
80	A					1		CG10RN-10
80	AEOL					1		CG10RN-10
80	F80BETL 16V	1600	1999 2002->	4	4 STROKE	1.1	YMJ7RCP-11U	
80	F80BETX 16V	1600	1999->	4	4 STROKE	1.1	YMJ7RCP-11U	
85	85AEDC	1140	1989->1996	3	2 STROKE	1	CG10RN-10	
85	85AEDX	1140	1990->	3	2 STROKE	1	CG10RN-10	
85	85AETL	1140	1989->1996	3	2 STROKE	1	CG10RN-10	
85	85AETX	1140	1990->	3	2 STROKE	1	CG10RN-10	
85	AE					1		CG10RN-10
85	AET					1		CG10RN-10
90	90AETOL	1140	2006->	3	2 STROKE	1	CG10RN-10	
90	90AETOX	1140	2006->	3	2 STROKE	1	CG10RN-10	
90	A					1		CG10RN-10



APPLICATION GUIDE MARINE OUTBOARD

MAKE	MODEL	ENGINE CAP.	YEAR	CYL.	ENGINE	GAP	RECOMMENDED	ALTERNATIVE
90	AEOL					1		CG10RN-10
90	F9		2003->2005		4 STROKE	1.1	YMJ7RCP-11U	
100	F100BETL 16V	1600	2000->	4	4 STROKE	1.1	YMJ7RCP-11U	
100	F100BETX 16V	1600	2000->	4	4 STROKE	1.1	YMJ8RCP-11U	
100	F100DETL 16V	1600	2001->	4	4 STROKE	1.1	YMJ7RCP-11U	
100	F100DETX 16V	1600	1999->2002	4	4 STROKE	1.1	YMJ7RCP-11U	
115	115 CETOL	1730	2006->	3	2 STROKE	1	CG10RN-10	
115	115B					1	CG10RN-10	
115	115C		1990->			1	CG10RN-10	
115	AE					1		CG10RN-10
115	AETOL BETO AET A					1		CG10RN-10
115	E115AETL	1730	2006->2010	2	2 STROKE	1	CG10RN-10	
115	E115AETX	1730	2006->2010	2	2 STROKE	1	CG10RN-10	
115	F115AETL 16V	1700	2000->2010	4	4 STROKE	1.1	YMJ8RCP-11U	
115	F115AETX 16V	1740	2001->	4	4 STROKE	1.1	YMJ8RCP-11U	
115	FL115AETX 16V	1740	2001->	4	4 STROKE	1.1	YMJ8RCP-11U	
115	V4		2000->2005			1.1	YMJ8RCP-11U	
130	V 4		1988->2004			1	CG10RN-10	
140	BETO					1		CG10RN-10
150	150 FETOL	2600	2006->	6	2 STROKE	1	CG10RN-10	
150	150 FETOX	2600	2006->	6	2 STROKE	1	CG10RN-10	
150	150A		1988->			1	CG10RN-10	
150	150C		1990->			1	CG10RN-10	
150	A		1986->			1		CG10RN-10
150	AETOL					1		CG10RN-10
150	F150AETL 16V	2700	2004->	4	4 STROKE	1.1	YMJ8RCP-11U	
150	F150AETX	2670	2004->2005	4	4 STROKE	1.1	YMJ7RCP-11U	
150	FL150AETX	2670	2004->	4	4 STROKE	1.1	YMJ8RCP-11U	
150	L 150A		1988->			1	CG10RN-10	
150	L 150FETOX	2600	1990->	6	2 STROKE	1	CG10RN-10	
150	LF 150		2004->2005		V6	1.1	YMJ7RCP-11U	
150	Z150QETOL HPDI	2600	2002->	6	2 STROKE	1	CG10RN-10	
200	200A		1988->			1	CG10RN-10	
200	200AETL	2600	1987->1995	6	2 STROKE	1	CG10RN-10	
200	200AETX	2600	1987->	6	2 STROKE	1	CG10RN-10	
200	200B		1990->			1	CG10RN-10	
200	200FETOL	2600	1999->2005	6	2 STROKE	1	CG10RN-10	
200	200FETOX	2600	1999->2005	6	2 STROKE	1	CG10RN-10	
200	200HP		2002->		4 STROKE	1.1	YMJ7RCP-11U	
200	A					1		CG10RN-10
200	AETOL					1		CG10RN-10
200	F200BETX	3350	2002->2005	6	4 STROKE	1.1	YMJ7RCP-11U	
200	F250DETC	4200	2008->	6	4 STROKE	1.1	YMJ8RCP-11U	
200	L 200B		1990->			1	CG10RN-10	
200	L200 FETOX	2600	2005->	6	2 STROKE	1	CG10RN-10	
200	L200AETX	2600	1999->2001	6	2 STROKE	1	CG10RN-10	
200	VX200		2000->2005			1	CG10RN-10	
200	VX200D		2005->			1	CG10RN-10	
200	Z200PETOL HPDI	2600	1999->	6	2 STROKE	1	CG10RN-10	
225	AETO					1		CG10RN-10
225	F225AETU	3350	2005->	6	4 STROKE	1.1	YMJ8RCP-11U	
225	F225AETX	3350	2006->	6	4 STROKE	1.1	YMJ8RCP-11U	
225	F225CETL 24V	3350	2006->	6	4 STROKE	1.1	YMJ8RCP-11U	
225	F225DETC	4200	2002->2005	6	4 STROKE	1.1	YMJ7RCP-11U	
225	FL225AETU	3350	2005->	6	4 STROKE	1.1	YMJ8RCP-11U	
225	FL225AETX	3350	2006->	6	4 STROKE	1.1	YMJ8RCP-11U	



APPLICATION GUIDE MARINE OUTBOARD

MAKE	MODEL	ENGINE CAP.	YEAR	CYL.	ENGINE	GAP	RECOMMENDED	ALTERNATIVE
250	F250AETU	3350	2005->	6	4 STROKE	1.1	YMJ8RCP-11U	
250	F250AETX	3350	2003->2005	6	4 STROKE	1.1	YMJ8RCP-11U	
250	F250BETU	3350	2006->	6	4 STROKE	1.1	YMJ8RCP-11U	
250	F250CETL	4200	2005->	6	4 STROKE	1.1	YMJ7RCP-11U	
250	FL250AETU	3350	2005->	6	4 STROKE	1.1	YMJ8RCP-11U	
250	FL250AETX	3350	2003->	6	4 STROKE	1.1	YMJ8RCP-11U	
250	FL250BETU	3350	2006->	6	4 STROKE	1.1	YMJ8RCP-11U	
350	F350AETU	5330	2005->	6	4 STROKE	1.1	YMJ8RCP-11U	
350	FL350AETU	5330	2005->	6	4 STROKE	1.1	YMJ8RCP-11U	
500	WJ					0.7		CG9RN-7
500	WR					0.7		CG9RN-7

APPLICATION GUIDE MARINE JET SKI

MAKE	MODEL	ENGINE CAP.	YEAR	CYL.	ENGINE	GAP	RECOMMENDED	ALTERNATIVE
BOMBARDIER								
951	GTX	951	2000->2003			1.1	YM7RCP5-11U	
951	LRV DI	951	2002->2003			1.1	YM7RCP5-11U	
1500	RXPRT	1500	2007->			0.8	YFM10RCP-9U	
1503	GTI 4 TEC	1503	2007->2008			0.8	YFM10RCP-9U	
5,599,611,561,626,160	BULLET	550	2004->			0.8	YFM10RCP-9U	
61,416,142	GTX4-TEC LTD	1494	2004->			0.8	YFM10RCP-9U	
61,476,148	GTX4 TEC STD	1494	2004->			0.8	YFM10RCP-9U	
KAWASAKI								
400	JS 400A	400	1974->1975			0.8	CH10N-8	
1200	STX 12F JT 1200B	1200	2003->2007			0.8	CD11RN-7D	
1200	STX1200 12F	1200	2003->			0.8	CD11RN-7D	
1200	STX1200F	1200	2004->			0.8	CD11RN-7D	
1500	STX	1500	2004->			0.8	CD11RN-7D	
1500	STX-15F	1500	2004->2008			0.8	CD11RN-7D	
1500	ULTRA LX JT1500C7F	1500	2007->2008			0.8	CD11RN-7D	
SEA-DOO								
610	BARRACUDA PREMIUM SP 6157/6158	610	2004->			0.8	CH10N-8	
947	GTX947DI	947	2000->			1.1	YM7RCP5-11U	
947	RX947	947	2000->			1.1	YM7RCP5-11U	
951	GTX951DI	951	2000->			1.1	YM7RCP5-11U	
YAMAHA								
650	SJ650 SUPER JET	650	1990->1994			1	CG10RN-10	
650	WR650 WAVE RUNNER 650	650	1990->1992			1	CG10RN-10	
650	WR650A WAVE RUNNER 650A	650	1990->1993			1	CG10RN-10	
700	SUPER JET SJ700	700	1998->			0.7		CG9RN-7
700	WB700	700	1993->1996			1	CG10RN-10	

APPLICATION GUIDE

GARDEN EQUIPMENT & BUSH CUTTER

MAKE	MODEL	ENGINE CAP.	YEAR	CYL.	ENGINE	GAP	RECOMMENDED	ALTERNATIVE
GREEN MACHINE								
1600	32					0.6	CN8P1-7	
1700	17					0.6	CN8P1-7	
HOMELITE								
BCH33, B, BCH40, BCH48	BRUSH CUTTER					0.6	CN8P1-7	
PBC3800						0.6	CN8P1-7	
PBC4000						0.6	CN8P1-7	
HONDA								
UM21, , UM2160, UM536, K1	BRUSH CUTTER					0.8	YH7RCP-8U	
HUSQVARNA								
165R	RX					0.7	CN9P-7	
224R	RX					0.7	CN9P-7	
KIORITZ (ECHO)								
GT-2010, GT-2200						0.7	CN9P-7	
RM-310, RM-311						0.7	CN9P-7	
SRA-2530						0.7	CN9P-7	
SRM-140D						0.6	CN8P1-7	
SRM-1500						0.7	CN9P-7	
SRM-2000						0.7	CN9P-7	
SRM-2010						0.7	CN9P-7	
SRM-2090						0.7	CN9P-7	
SRM-2100						0.7	CN9P-7	
SRM-2200						0.7	CN9P-7	
SRM-2500						0.7	CN9P-7	
SRM-250E						0.7	CN9P-7	
SRM-3000						0.7	CN9P-7	
SRM-300AE						0.6	CN8P1-7	
SRM-300E						0.6	CN8P1-7	
SRM-3010						0.7	CN9P-7	
SRM-302BDX						0.6	CN8P1-7	
SRM-3100						0.7	CN9P-7	
SRM-310, SRM310E						0.7	CN9P-7	
SRM-3400						0.7	CN9P-7	
SRM-400AE, E						0.7	CN9P-7	
SRM-400BE						0.7	CN9P-7	
SRM-401						0.6	CN8P1-7	
SRM-402DE						0.7	CN9P-7	
SRM-501DE						0.6	CN8P1-7	
KOMATSU ZENOAH								
BC340	FWM					0.7	CN8P1-7	
BC430	FWM					0.7	CN8P1-7	
MAKITA								
RBC260, 261	BRUSH CUTTER					0.7	CN9P-7	
RBC411	BRUSH CUTTER					0.7	CN9P-7	
RBK411	BRUSH CUTTER					0.7	CN9P-7	

APPLICATION GUIDE

GARDEN EQUIPMENT & BUSH CUTTER

MAKE	MODEL	ENGINE CAP.	YEAR	CYL.	ENGINE	GAP	RECOMMENDED	ALTERNATIVE
MCCULLOCH								
BP	38 AV					0.6	CN8P1-7	
SUP. MAC	38 AV					0.6	CN8P1-7	
ROBIN								
EC03				2 STROKE		0.7		CG9RN-7
EC04				2 STROKE		0.7		CG9RN-7
SACH-DOLMAR								
BC	400					0.7	CN8P1-7	
SOLO								
135, 136	TRIMMER					0.6	CN8P1-7	
SOLO 40	T200					0.6	CN8P1-7	
SOLO 50	T240					0.6	CN8P1-7	
STIHL								
1106						0.7	CN8P1-7	
1106(8.5PS)						0.7	CN9P-7	
1108, 1109(6.5PS)						0.7	CN8P1-7	
1111, 1112, 1113						0.7	CN8P1-7	
4202						0.7	CN8P1-7	
FS	353					0.6	CN8P1-7	
FS	410					0.6	CN8P1-7	
FS	86					0.6	CN8P1-7	
FS	90					0.6	CN8P1-7	
FS	96					0.6	CN8P1-7	
FS80AVRE, FS90AVE						0.6	CN8P1-7	
FS80E, FS80RE, FS80AVE						0.6	CN8P1-7	
STILETTO								
BRIGGS & STRATTON	2HP					0.6	CN8P1-7	

APPLICATION GUIDE CHAINSAW

MAKE	MODEL	ENGINE CAP.	YEAR	CYL.	ENGINE	GAP	RECOMMENDED	ALTERNATIVE
ALPINA								
0-70				1		0.7	CN8P1-7	
0-70, 0-70S						0.7	CN8P1-7	
160 GREEN						0.6	CN8P1-7	
A-35, A-40, A-90						0.7	CN8P1-7	
FOREST 120						0.7	CN8P1-7	
MS540I, 600I						0.7	CN8P1-7	
PRO	45, 55, 65			1		0.7	CN8P1-7	
PROF 34						0.7	CN9P-7	
PROF 90, 120						0.7	CN8P1-7	
DAYTON								
2Z-461, 462, 463, 463B						0.6	CN8P1-7	
2Z-573, 760, 970, 970B						0.6	CN8P1-7	
2Z-971						0.6	CN8P1-7	
4Z-022, 023, 023B, 109C						0.6	CN8P1-7	
4Z-251A						0.7	CN8P1-7	
DOLMAR								
105						0.6	CN8P1-7	
108						0.6	CN8P1-7	
112						0.7	CN8P1-7	
114						0.7	CN9P-7	
117						0.7	CN9P-7	
118S, 119						0.7	CN9P-7	
152						0.6	CN8P1-7	
308						0.7	CN9P-7	
ECHO								
CS-3050					30.1	0.6	CN9P-7	
CS-510		50		1		0.8	CN9P-7	
HOMELITE								
XL100A						0.6	CN8P1-7	
XL12						0.6	CN8P1-7	
HUSQVARNA								
163	S					0.7	CN8P1-7	
165	R					0.7	CN8P1-7	
180	S					0.7	CN8P1-7	
244	R					0.7	CN8P1-7	
260	CD					0.7	CN8P1-7	
266	SE, SG, XP					0.7	CN8P1-7	
281	XP					0.7	CN8P1-7	
140						0.7	CN9P-7	
140R, 140S, 160S						0.7	CN8P1-7	
162E, 162FE, 162FG						0.7	CN8P1-7	
162S						0.7	CN9P-7	
162SE, 162SG						0.7	CN8P1-7	
163	CD					0.7	CN8P1-7	
181						0.7	CN9P-7	
1R, 36R, 61D						0.7	CN9P-7	



APPLICATION GUIDE CHAINSAW

MAKE	MODEL	ENGINE CAP.	YEAR	CYL.	ENGINE	GAP	RECOMMENDED	ALTERNATIVE
234SE, 234SG						0.7	CN8P1-7	
240S, 240SE, 240SG						0.7	CN8P1-7	
263CD, 280CD, 280S, 280G						0.7	CN8P1-7	
340SE, 340SG						0.7	CN8P1-7	
344FE, 344FG						0.7	CN8P1-7	
380CD, 380K, 380S						0.7	CN8P1-7	
39	R					0.7	CN8P1-7	
40P 44						0.7	CN8P1-7	
444FE, 444FG, 444SE, 444SG						0.7	CN8P1-7	
480CD, 480K						0.7	CN8P1-7	
61	P					0.7	CN8P1-7	
65, 65K, 77SS						0.7	CN8P1-7	
A65						0.7	CN8P1-7	
A77						0.7	CN8P1-7	
B65, B77						0.7	CN8P1-7	
F65						0.7	CN8P1-7	
F70						0.6	CN8P1-7	
G65						0.7	CN8P1-7	
HUSKY 32, 35, 35VR, 38, 38VR						0.7	CN8P1-7	
K65, L65, L77, R65						0.7	CN8P1-7	
RANCHER	40, 50, 61					0.7	CN8P1-7	
JONSEREDS								
625						0.7	CN8P1-7	
630	M					0.7	CN8P1-7	
820	M					0.6	CN8P1-7	
830						0.7	CN9P-7	
920	M					0.6	CN8P1-7	
930						0.7	CN9P-7	
111S, 451E, 451EV, 521EV, 621						0.7	CN9P-7	
2077						0.7	CN8P1-7	
2094						0.7	CN8P1-7	
45ES, 49SP, 66E, 66ES						0.7	CN9P-7	
70E, 90, 90E						0.7	CN9P-7	
M451EV, 452, 495P						0.7	CN9P-7	
M50, 52, 52E, 60, 62, 66						0.7	CN9P-7	
M70						0.7	CN9P-7	
M75, 80, 90, 110, 111						0.7	CN9P-7	
M801						0.7	CN9P-7	
MK-70, MK-80, RS45						0.7	CN9P-7	
R52E	BRUSH CUTTER					0.7	CN9P-7	
RS51						0.7	CN9P-7	
SUPER 3						0.7	CN9P-7	
KAMATSU ZENOAH								
AYS	G380					0.7	CN8P1-7	
AYS	G620					0.7	CN9P-7	
KIORITZ (ECHO)								
CS-100VL						0.7	CN9P-7	
CS-200E						0.6	CN8P1-7	
CS-302						0.6	CN8P1-7	
CS-302S						0.6	CN8P1-7	



APPLICATION GUIDE CHAINSAW

MAKE	MODEL	ENGINE CAP.	YEAR	CYL.	ENGINE	GAP	RECOMMENDED	ALTERNATIVE
CS-304VL						0.6	CN8P1-7	
CS-315						0.6	CN8P1-7	
CS-332EV						0.7	CN9P-7	
CS-360EVL						0.7	CN8P1-7	
CS-4000, 4400						0.7	CN9P-7	
CS-400EVL						0.7	CN8P1-7	
CS-4500, 4500P						0.7	CN9P-7	
CS-4600, CS-4601						0.7	CN9P-7	
CS-5500, CS-5501						0.7	CN9P-7	
CS-602VL						0.7	CN9P-7	
CS-60S						0.6	CN8P1-7	
CS-750VL						0.7	CN9P-7	
CS-900EVBL						0.7	CN9P-7	
SC-750EVL						0.7	CN9P-7	

OLEOMAC

234	F					0.7	CN8P1-7	
240	F					0.7	CN8P1-7	
244	F					0.7	CN8P1-7	
251	B S					0.7	CN8P1-7	
252	F					0.7	CN8P1-7	
254	F					0.7	CN8P1-7	
261						0.7	CN8P1-7	
264	F, G					0.7	CN8P1-7	
272	MP					0.7	CN8P1-7	
284	G					0.7	CN8P1-7	
350	A, AF					0.7	CN8P1-7	
355	A, AF					0.7	CN8P1-7	
481	MP					0.7	CN8P1-7	
482	MP					0.7	CN8P1-7	
945	A, AF					0.7	CN8P1-7	
950	A					0.7	CN8P1-7	

PARTNER

K	1200					0.7	CN9P-7	
K	12S					0.7	CN9P-7	
P	100					0.7	CN9P-7	
P	100S					0.7	CN9P-7	

PIONEER

28	P					0.6	CN8P1-7	
38	P					0.7	CN9P-7	
39	P					0.7	CN9P-7	
41	P					0.6	CN8P1-7	
41S	P					0.6	CN8P1-7	
42	P					0.7	CN9P-7	
42W	P					0.7	CN9P-7	
51	P					0.7	CN9P-7	
52	P					0.7	CN9P-7	
60	P					0.7	CN8P1-7	
61	P					0.7	CN8P1-7	
62	P					0.7	CN9P-7	

APPLICATION GUIDE CHAINSAW

MAKE	MODEL	ENGINE CAP.	YEAR	CYL.	ENGINE	GAP	RECOMMENDED	ALTERNATIVE
------	-------	-------------	------	------	--------	-----	-------------	-------------

SACHS - DOLMAR

113						0.7	CN8P1-7	
114						0.7	CN9P-7	
115						0.7	CN9P-7	
116	SI					0.7	CN9P-7	
117						0.7	CN9P-7	
120	SI					0.7	CN9P-7	
123						0.7	CN9P-7	
133	S					0.7	CN9P-7	
143						0.7	CN8P1-7	
153						0.7	CN9P-7	
166						0.7	CN9P-7	

SOLSO

600	B					0.7	CN8P1-7	
603	AV					0.7	CN8P1-7	
605	AV					0.7	CN8P1-7	
606	AV					0.7	CN8P1-7	
610	AV					0.7	CN8P1-7	
615	AV					0.7	CN8P1-7	
616	AV					0.7	CN8P1-7	
620	AV					0.7	CN8P1-7	
640	C					0.7	CN8P1-7	
641						0.7	CN8P1-7	
644	VA					0.7	CN8P1-7	
647	AV					0.7	CN8P1-7	
650	VA					0.7	CN8P1-7	
654	AV					0.7	CN8P1-7	
655	VA					0.7	CN8P1-7	
660	VA					0.7	CN8P1-7	
667	AV					0.7	CN8P1-7	
680	AV					0.7	CN8P1-7	

STIHL

10	AV					0.7	CN8P1-7	
11	AV					0.7	CN9P-7	
15	AV					0.7	CN8P1-7	
20	AV					0.7	CN8P1-7	
24	AV					0.7	CN9P-7	
28	AV					0.7	CN8P1-7	
30	AV					0.7	CN8P1-7	
31	AV					0.7	CN8P1-7	
32	AV, AVS					0.7	CN9P-7	
34	AV, AVS					0.7	CN9P-7	
38	AV, AVS					0.7	CN9P-7	
40	AV					0.7	CN8P1-7	
41	AV					0.7	CN8P1-7	
42	AV					0.7	CN8P1-7	
45	AV					0.7	CN8P1-7	
48	AV					0.7	CN9P-7	
51	AV					0.7	CN9P-7	
56	ELECTRONIC					0.7	CN9P-7	
64	ELECTRONIC					0.7	CN9P-7	
70	AV					0.7	CN8P1-7	

APPLICATION GUIDE CHAINSAW

MAKE	MODEL	ENGINE CAP.	YEAR	CYL.	ENGINE	GAP	RECOMMENDED	ALTERNATIVE
75	AV					0.7	CN8P1-7	
84	ELECTRONIC					0.7	CN9P-7	
90	AV					0.7	CN8P1-7	
90	N					0.7	CN8P1-7	
90	S					0.7	CN8P1-7	
1106-CONTRA	G, GS					0.7	CN8P1-7	
TS350						0.6	CG8P-7	
TS510						0.7	CN9P-7	

APPLICATION GUIDE LAWN MOWERS

MAKE	MODEL	ENGINE CAP.	YEAR	CYL.	ENGINE	GAP	RECOMMENDED	ALTERNATIVE
AGRIA								
200	B & S					0.7		CG9RN-7
5900						0.6	CG8P-7	
7900						0.6	CG8P-7	
AS								
ROBIN	8HP EC17V					0.7		CG9RN-7
ESTATE MANAGER								
ROBIN	8HP EC17V					0.7		CG9RN-7
HONDA								
FORMULA 120	GXV120N2					0.8	YH7RCP-8U	CH7P-8
FORMULA 160	GXV160N5					0.8	YH8RCP-8U	CH8P-8S
HR 194	4HP GXV120					0.8	YH8RCP-8U	CH8P-8S
HR 21	3.5HP GV150					0.6	CN8P1-7	
HR 21.5-PR, SXR	5HP GV200					0.6	CN8P1-7	
HRA 214-SXR	4HP GXV120					0.8	YH8RCP-8U	CH8P-8S
IMPALA								
ROBIN	EY45V					0.6	CN8P1-7	
MORRISON								
HONDA	5HP GX140					0.8	YH8RCP-8U	CH8P-8S
ROBIN	8HP EC17V					0.7		CG9RN-7
PROFESSIONAL								
HONDA	3.5HP GV150					0.6	CN8P1-7	
ROBIN								
EC17V	8HP				2 STROKE	0.7		CG9RN-7
SCOTT BONNER								
HONDA	3HP GX110					0.8	YH8RCP-8U	CH8P-8S
HONDA	3.5HP GV150					0.6	CN8P1-7	
HONDA	5HP GV200					0.6	CN8P1-7	
HONDA	5HP GX140					0.8	YH8RCP-8U	CH8P-8S
ROBIN	8HP EC17V					0.7		CG9RN-7
SOLO								
550H						0.8	YH7RCP-8U	CH7P-8
550HR	HONDA					0.8	YH7RCP-8U	CH7P-8
STAG								
ROBIN	8HP EC17V					0.7		CG9RN-7
SUZUKI								
M120X						0.7	CN8P1-7	
S150						0.6	CG8P-7	
S200						0.6	CG8P-7	
V120						0.8	YH8RCP-8U	CH8P-8S
V160						0.8	YH8RCP-8U	CH8P-8S

APPLICATION GUIDE LAWN MOWERS

MAKE	MODEL	ENGINE CAP.	YEAR	CYL.	ENGINE	GAP	RECOMMENDED	ALTERNATIVE
WOLF								
HONDA	GV150					0.6	CN8P1-7	
YAMAHA								
MT110						0.7		CG9RN-7

APPLICATION GUIDE RIDE ON MOWERS

MAKE	MODEL	ENGINE CAP.	YEAR	CYL.	ENGINE	GAP	RECOMMENDED	ALTERNATIVE
ARIENS								
BRIGGS & STRATTON OHV	15 HP 1540G					0.8	YM7RCP-8U	
HONDA								
H30115E	8.2 KW					0.8	YH8RCP-8U	CH8P-8S
H40135E	9.7 KW					0.8	YH7RCP-8U	CH7P-8
HTR 3009	9.7 KW					0.8	YH7RCP-8U	CH7P-8
MIRAGE								
ROBIN	8HP EC17V					0.7		CG9RN-7
SACHS-DOLMAR								
BC	400					0.7	CN8P1-7	

APPLICATION GUIDE FARM EQUIPMENT

MAKE	MODEL	ENGINE CAP.	YEAR	CYL.	ENGINE	GAP	RECOMMENDED	ALTERNATIVE
HONDA								
F 310						0.8	YH7RCP-8U	CH7P-8
F 360						0.8	YH7RCP-8U	CH7P-8
F 380						0.8	YH7RCP-8U	CH7P-8
F 610D						0.8	YH7RCP-8U	CH7P-8

APPLICATION GUIDE GENERAL PURPOSE

MAKE	MODEL	ENGINE CAP.	YEAR	CYL.	ENGINE	GAP	RECOMMENDED	ALTERNATIVE
KUBOTA								
GZ410						0.8	YM7RCP-8U	
WG750						1.1	CM7RP-11	

APPLICATION GUIDE GENERATOR

MAKE	MODEL	ENGINE CAP.	YEAR	CYL.	ENGINE	GAP	RECOMMENDED	ALTERNATIVE
HOMELITE								
H 400						0.7	CG7P-6	
H1250						0.8	YH8RCP-8U	CH8P-8S
H2500						0.8	YH8RCP-8U	CH8P-8S
H3500E						0.7	CG7P-6	
HONDA								
EB-X1800						0.8	YH8RCP-8U	CH8P-8S
ED 300		1983->				0.7	CN8P1-7	
EG1000X						0.8	YH8RCP-8U	CH8P-8S
EG1400						0.8	YH8RCP-8U	CH8P-8S
EG1400X						0.8	YH8RCP-8U	CH8P-8S
EG2200X/M						0.8	YH8RCP-8U	CH8P-8S
EG3500X/M						0.8	YH8RCP-8U	CH8P-8S
EM1400X						0.8	YH8RCP-8U	CH8P-8S
EM2200X						0.8	YH8RCP-8U	CH8P-8S
EM3500X,M						0.8	YH7RCP-8U	CH7P-8
EM4500						0.8	YH8RCP-8U	CH8P-8S
EM4500SX						0.8	YH8RCP-8U	CH8P-8S
EM5000						0.8	YH8RCP-8U	CH8P-8S
EM5000SX,M,AO,A2						0.8	YH8RCP-8U	CH8P-8S
ES6500						0.6	CG8P-7	
EV4000						0.6	CG8P-7	
EX 800						0.7	CG7P-6	
EX5500,K1,AO,A2						0.6	CG8P-7	
GX 390,610,620						0.8	YH8RCP-8U	CH8P-8S
KAWASAKI								
GC	550					0.6	CN8P1-7	
GE	4500					0.8	YH7RCP-8U	CH7P-8
KG	5000		1983->			0.6	CN8P1-7	
SUZUKI								
SE 700A						0.7	CN8P1-7	
SE1000						0.6	CG8P-7	
SE1200A,LA						0.6	CG8P-7	
SE1500A						0.6	CG8P-7	
SE1800A,LA						0.6	CG8P-7	
SE2500A						0.6	CG8P-7	
SE3000A						0.6	CG8P-7	
SE4000S						0.6	CG8P-7	
SE4000SE						0.6	CG8P-7	
SW 140S						0.7	CG7P-6	
SX600,R						0.7	CG7P-6	
YAMAHA								
EF1000						0.6	CG8P-7	
EF1400						0.6	CG8P-7	
EF1400A						0.6	CG8P-7	
EF1600						0.6	CG8P-7	
EF1800						0.6	CG8P-7	
EF2000A						0.6	CG8P-7	
EF2500						0.6	CG8P-7	
EF2600						0.6	CG8P-7	

APPLICATION GUIDE GENERATOR

MAKE	MODEL	ENGINE CAP.	YEAR	CYL.	ENGINE	GAP	RECOMMENDED	ALTERNATIVE
EF2800A						0.6	CG8P-7	
EF5000	E					0.6	CG8P-7	
EF5000DV	E					0.6	CG8P-7	
EF600						0.7	CN8P1-7	
EF6000						0.8	YH7RCP-8U	CH7P-8

APPLICATION GUIDE LAWN MOWER ENGINE

MAKE	MODEL	ENGINE CAP.	YEAR	CYL.	ENGINE	GAP	RECOMMENDED	ALTERNATIVE
ROBIN								
EH30V	4 STROKE					0.8	YH8RCP-8U	CH8P-8S
EH34V	4 STROKE					0.8	YH8RCP-8U	CH8P-8S
SUZUKI								
M120X						0.7	CN8P1-7	
S150						0.6	CG8P-7	
S200						0.6	CG8P-7	
V120						0.8	YH8RCP-8U	CH8P-8S
V160						0.8	YH8RCP-8U	CH8P-8S
TECUMSEH								
TVXL840	2 STROKE					0.7	CN8P1-7	

APPLICATION GUIDE MULTI-PURPOSE ENGINE

MAKE	MODEL	ENGINE CAP.	YEAR	CYL.	ENGINE	GAP	RECOMMENDED	ALTERNATIVE
ASPERA								
MV	100M					0.6	CN8P1-7	
MV	125M					0.6	CN8P1-7	
MV	85M					0.6	CN8P1-7	
HOMELITE								
XLS2						0.6	CN8P1-7	
HONDA								
GV150	K1					0.6	CN8P1-7	
GV150	SER.NO. 2029060					0.6	CN8P1-7	
GV400	CDI					0.7	CN8P1-7	
GV400						0.6	CN8P1-7	
GX110						0.8	YH8RCP-8U	CH8P-8S
GX120						0.8	YH8RCP-8U	CH8P-8S
GX140						0.8	YH8RCP-8U	CH8P-8S
GX160						0.8	YH8RCP-8U	CH8P-8S
GX240						0.8	YH8RCP-8U	CH8P-8S
GX340						1.1	YH8RCP-11U	YH8RCP-11U
GXV120						0.8	YH7RCP-8U	CH7P-8
GXV160						0.8	YH8RCP-8U	CH8P-8S
GXV270						0.8	YH7RCP-8U	CH7P-8
GXV340						0.8	YH7RCP-8U	CH7P-8
KAWASAKI								
FA	130					0.6	CN8P1-7	
FA	210					0.6	CN8P1-7	
FC	150V					0.8	YH8RCP-8U	CH8P-8S
FC	290V					0.8	YH7RCP-8U	CH7P-8
KOHLER								
KT175	17HP					0.8	CR7CP-9	
KT195	19HP					0.8	CR7CP-9	
SV590						0.8	YM7RCP-8U	
ROBIN								
EC08					2 STROKE	0.7		CG9RN-7
EH30					4 STROKE	0.8	YH8RCP-8U	CH8P-8S
EH34					4 STROKE	0.8	YH8RCP-8U	CH8P-8S
EH43D					4 STROKE	0.8	YH8RCP-8U	CH8P-8S
EY45V					4 STROKE	0.6	CN8P1-7	
TECUMSEH								
TVS840					2 STROKE	0.7	CN8P1-7	
YAMAHA								
V	460,1,5,D					0.8	YH7RCP-8U	CH7P-8
MF150	A					0.6	CG8P-7	
MF150	S					0.6	CG8P-7	
MF180	A					0.6	CG8P-7	
MF260	A					0.6	CG8P-7	
MF410						0.6	CG8P-7	

APPLICATION GUIDE PUMP

MAKE	MODEL	ENGINE CAP.	YEAR	CYL.	ENGINE	GAP	RECOMMENDED	ALTERNATIVE
HOMELITE								
	AP215,150					0.8	YH8RCP-8U	CH8P-8S
	AP220,200					0.8	YH8RCP-8U	CH8P-8S
	DP3					0.8	YH8RCP-8U	CH8P-8S
	FP					0.6	CN8P1-7	
	S1.5					0.8	YH8RCP-8U	CH8P-8S
	TP2					0.8	YH8RCP-8U	CH8P-8S
	TP3					0.7	CG7P-6	
	XLS 1.5					0.6	CN8P1-7	
HONDA								
	W20					0.8	YH8RCP-8U	CH8P-8S
	W30					0.8	YH8RCP-8U	CH8P-8S
	WA20X					0.8	YH8RCP-8U	CH8P-8S
	WA30X					0.8	YH8RCP-8U	CH8P-8S
	WB20X					0.8	YH8RCP-8U	CH8P-8S
	WB30X					0.8	YH8RCP-8U	CH8P-8S
	WH20X					0.8	YH8RCP-8U	CH8P-8S
SUZUKI								
	SP20					0.6	CG8P-7	
	SP30					0.6	CG8P-7	
	SV1400,L					0.8	YH8RCP-8U	CH8P-8S
	SV1800,L					0.8	YH8RCP-8U	CH8P-8S
	SV2200,L					0.8	YH8RCP-8U	CH8P-8S
	V270					0.6	CG8P-7	
	VP20H					0.8	YH8RCP-8U	CH8P-8S
	VP30H					0.8	YH8RCP-8U	CH8P-8S
YAMAHA								
	YP10G					0.7		CG9RN-7
	YP12DJ	F				0.6	CG8P-7	
	YP20G					0.7		CG9RN-7
	YP20T					0.6	CG8P-7	
	YP30	T				0.6	CG8P-7	
	YP30G	N				0.8	YH7RCP-8U	CH7P-8
	YP30G					0.6	CG8P-7	
	YP30N	T				0.6	CG8P-7	

HELLA SPARK PLUGS CROSS REFERENCE GUIDE

PART NUMBER	HELLA PART NUMBER				
	ENERGY	ENERGY PRO	PLATINUM	IRIDIUM	TRADE NUMBER
BP6ES	8EH-188704-171				*CH8P-8
BCP6ES		8EH-188704-071			YM8RCP-9U
BKR6EK		8EH-188704-091			YM8RCS5-9D
BKR5EYA-11	8EH-188704-181				CM7RP-11
BPR6ES		8EH-188704-021			YH8RCP-8U
BPR5EY		8EH-188704-001			YH7RCP-8U
BPR5EY-11		8EH-188704-041			YH7RCP-11U
BP5ES	8EH-188704-161				CH7P-8
BKR6E-11		8EH-188704-011			YM8RCP-11U
BCPR6ET		8EH-188704-401			YM8RCS5-9T
BKR5E		8EH-188704-051			YM7RCP-8U
LFR6C-11		8EH-188704-341			YMJ8RCP-11U
BPR7ESZ-N		8EH-188704-351			YH9RCP-8U
TR6B-10		8EH-188704-361			YSJ8RCP-10U
BKR5ES	8EH-188704-291				CM7RP-8
BKUR6ET-10		8EH-188704-371			YM8RCS5-10T
BKR6EY		8EH-188704-071			YM8RCP-9U
BKR5E-11	8EH-188704-181				CM7RP-11
BKR6EYA-11	8EH-188704-191				CM8RP-11
BKR5EYA		8EH-188704-051			YM7RCP-8U
BKR5EK		8EH-188704-381			YM7RCS5-9D
BCRE527Y		8EH-188704-391			YM7RCP5-8U
BPR6ESZ-N		8EH-188704-021			YH8RCP-8U
BCPR6ES		8EH-188704-071			YM8RCP-9U
BKUR6ET		8EH-188704-401			YM8RCS5-9T
BPR6EY		8EH-188704-021			YH8RCP-8U
TR5B-13		8EH-188704-411			YSJ7RCP-13U
BPR5ES		8EH-188704-001			YH7RCP-8U
BP6HS	8EH-197025-391				CG8P-7
BKR6EYA		8EH-188704-071			YM8RCP-9U
BKUR5ETC-10		8EH-188704-421			YM7RCS5-10T
BKR5ES-11	8EH-188704-181				CM7RP-11
BM6A	8EH-197025-441				CN8P1-7
D8EA	8EH-188704-321				CF10P-6
ZFR6F-11		8EH-188704-111			YM8RCP5-11U
BP5EY	8EH-188704-161				CH7P-8
DCPR7EA-9	8EH-188704-211				CFM9RP-9
LZFR5F-11		8EH-188704-121			YMJ7RCP5-11U
AP6FS	8EH-188704-331				CV8P-9
BP6ES-11		8EH-188704-151			YH8RCP-11U
BP6ES-SP	8EH-188704-171				CH8P-8
BCPR6ES-11		8EH-188704-011			YM8RCP-11U
BKR6E		8EH-188704-071			YM8RCP-9U
BPR5ES-11		8EH-188704-041			YH7RCP-11U
BPR6ES-11		8EH-188704-151			YH8RCP-11U
LFR5B		8EH-188704-141			YMJ7RCP-9U
ZFR6J-11		8EH-188704-111			YM8RCP5-11U
ZFR5F-11		8EH-188704-231			YM7RCP5-11U
BKUR6EK		8EH-188704-091			YM8RCS5-9D
LZKAR7A		8EH-188704-131			YNF9RCP-9U
PFR6J-11			8EH-188705-011		PM9RC-10
PFR6B-11			8EH-188705-011		PM9RC-10
IFR5G-11				8EH-188706-041	IM7RC-10P
BP6EY-11		8EH-188704-151			YH8RCP-11U

*NON SCREW OFF TOP

HELLA SPARK PLUGS CROSS REFERENCE GUIDE

PART NUMBER	HELLA PART NUMBER					
	OTHER	ENERGY	ENERGY PRO	PLATINUM	IRIDIUM	TRADE NUMBER
ILFR6A					8EH-188706-051	IMJ8RC4-8P
PFR6Q			8EH-188705-031			PM8RC-7
PFR6G-11			8EH-188705-021			PM8RC-11
PFR6N-11			8EH-188705-021			PM8RC-11
ILZFR6D-11				8EH-188706-081		IMJ8RC4-10P
BKR6EQUP				8EH-188706-261		IM8RC-8P
DCPR8EVX / DCPR8EIX			8EH-188705-211			PFM10RC-8
PZFR5D-11			8EH-188705-241			PM7RC7-11
IZFR6K-11				8EH-188706-221		IM8RC5-11P
BPR6EFS		8EH-188704-251				YS8RCP-8U
BKR6E-N-11		8EH-188704-011				YM8RCP-11U
BPR6EY-11		8EH-188704-151				YH8RCP-11U
BPR7ES		8EH-188704-021				YH8RCP-8U
BCPR6EY-11		8EH-188704-011				YM8RCP-11U
BP6EFS		8EH-188704-251				YS8RCP-8U
BCP6ES-SP		8EH-188704-071				YM8RCP-9U
LFR6B		8EH-188704-341				YMJ8RCP-11U
BKR6ES-11		8EH-188704-011				YM8RCP-11U
BCPR6E-11		8EH-188704-011				YM8RCP-11U
BKR6EY-11		8EH-188704-011				YM8RCP-11U
BKR6EP-11			8EH-188705-021			PM8RC-11
BKR6EKUB		8EH-188704-091				YM8RCS5-9D
PFR6B			8EH-188705-031			PM8RC-7
BKR6EZ		8EH-188704-071				YM8RCP-9U
LFR6A-11		8EH-188704-341				YMJ8RCP-11U
BKR5EKU		8EH-188704-381				YM7RCS5-9D
BPM6A	8EH-197025-441					CN8P1-7
BP6ES	8EH-188704-781					**CH8P-8S
ZFR6T-11G		8EH-188704-771				YMN8RCP-11U
BP5FS	8EH-197025-661					CR7CP-9
C7HSA	8EH-197025-171					CC9N-6
BP6ET		8EH-188704-671				YH8RCS5-9T
ZFR6K-11		8EH-358002-031				YMZ8RCP-11U
DCPR7E-N		8EH-188704-101				YFM9RCP-9U
LZKAR6AP-11				8EH-188706-391		INF8RC-11P
DPR8EA-9	8EH-197025-781					CF10RCP-9
BCPR7ES		8EH-188704-661				YM9RCP-8U
BP7ES	8EH-197025-271					CH9P-8
BKR5EKB-11		8EH-188704-691				YM7RCS5-11D
BKR6EKB-11		8EH-188704-681				YM8RCS5-11D
BPR6EF-13		8EH-188704-721				YS8RCP-13U
CR9E	8EH-197025-301					CD11RN-7
ILTR5A-13G			8EH-188705-411			PSJ7RC-13
IZFR6H-11				8EH-188706-541		IM8RCS5-11P
LFR5A-11		8EH-188704-741				YMJ7RCP-11U
LKAR7B-11		8EH-188704-221				YNF9RCP-11U
LZKR6B-10E			8EH-188705-291			PFJ8RC5-10
PFR7S8EG				8EH-188706-361		IM9RC-7P
PLFR6A-11			8EH-188705-601			PMJ8RC-11
PLKR7A			8EH-188705-621			PFJ9RC-9
B8ES	8EH-197025-351					CH10N-8
BP5HS	8EH-197025-981					CG7P-6
BPM7A	8EH-197025-721					CN9P-7
CR7E	8EH-197025-901					CD9RN-8

**SCREW OFF TOP



HELLA SPARK PLUGS CROSS REFERENCE GUIDE

PART NUMBER	HELLA PART NUMBER					
	OTHER	ENERGY	ENERGY PRO	PLATINUM	IRIDIUM	TRADE NUMBER
CR7HSA		8EH-197025-911				CC9RN-7
CR8E		8EH-197025-771				CD10RN-9
DCPR7E			8EH-188704-101			YFM9RCP-9U
DCPR8E			8EH-197025-791			YFM10RCP-9U
IFR5T-11				8EH-188706-561		IM7RC-11P
ILKAR7B-11				8EH-188706-311		INF9RC-11P
IFR6J-11				8EH-188706-021		IM8RC-11P
ILFR6B				8EH-188706-581		IMJ8RC-8P
ITR6F-13				8EH-188706-421		IS8RC-13P
BR8HS-10	8EH-197025-521					CG10RN-10
BR7HS	8EH-197025-871					CG9RN-7
DR8EA	8EH-197025-821					CF10RN-7
PFR5J-11			8EH-188705-551			PM7RC-11
CR9EK	8EH-197025-801					CD11RN-7D



HELLA Automotive South Africa (Pty) Ltd

Nelson Mandela Bay Logistics Park

Jagtlakte Industrial Area, Erf 2051

Uitenhage, SOUTH AFRICA, 6230

Tel: +27 (041) 996-5700


Fax: +27 (041) 996-5720

www.hella.co.za



Find us on Facebook: HELLA South Africa

PROUD HERITAGE
OF GERMAN ENGINEERING
SINCE 1899



www.hella.com