

The Philips logo is displayed in a white rounded rectangle on a dark background. It consists of the word "PHILIPS" in a bold, blue, sans-serif font.

PHILIPS

OEM LED catalogue

January 2017

A long-exposure photograph of a multi-lane highway at night. The road is illuminated by a series of tall, modern streetlights that create a rhythmic pattern of light and shadow. Several cars are visible, their headlights and taillights blurred into streaks of light, indicating motion. The sky is dark, and the overall atmosphere is one of a well-lit, modern infrastructure.

OEM LED

catalogue 2017



Content

Introduction

Our range	7
Just released	8



LED electronics

Downlight systems

Fortimo DLM EaseSelect Gen1	18
Fortimo DLM Flex Gen2	20
New! Certaflux DLM Slim	22
CertaFlux DLM EaseSelect Ceiling Light	23

Spotlight systems

Fortimo SLM Gen6 – Standard	26
Fortimo SLM Gen6 - PremiumWhite	28
Fortimo SLM Gen6 - CrispWhite	30
Fortimo SLM Gen6 – Food Warm-White and Food Premium Red	31
Fortimo SLM holders	32
New! Fortimo SLM EaseSelect Gen1	33
Certaflux SLM G1	35

Linear systems

New! Fortimo LED Line Gen4	40
New! Fortimo LED Line HighFlux Gen3	42
New! Fortiom LED Strip Gen4 – 0.5ft, 1ft, 2ft	44

New! Fortimo LED Strip Gen4 4ft, 5ft	48
New! Fortimo LED Square Gen2	52
CertaFlux LED Square	54
New! CertaFlux LED Strip Gen3	56

Outdoor systems

Fortimo FastFlex Gen3	60
Coming Soon! Fortimo FastFlex Gen4	61
CertaFlux PLM	62
Coming Soon! Fortimo High Bay Solution (HBS)	63
LED electronics Easy Design-in tool	64



LED drivers

LED drivers portfolio	68
Our range	69
Philips Xitanium SR driver Driving connected lighting	70

Outdoor drivers

Xitanium Full Programmable	76
Xitanium lite programmable	77
Xitanium Adjustable Output Current	78

Xitanium Dim Single Current	80
Xitanium Single Current	81

Indoor point drivers

Xitanium Programmable	84
Xitanium Adjustable Output Current (LH Family)	85
Xitanium Adjustable Output Current (Mini Family)	86
Xitanium Single Current (Mini Family)	87
Xitanium Single Current	88
Certadrive Single Current	90
Certadrive Single Current (LPF Family)	91
TrustSight LED Emergency systems point/downlight	92

Indoor linear drivers

Xitanium Programmable	96
Xitanium Adjustable Output Current	97
Xitanium Single Current	98
Certadrive Single Current	100
TrustSight LED emergency systems	101

LED Transformer

Performance	104
Mainstream	105
MultiOne Configurator	107



LED lamps

LED spot

New! Master LED MR16	114
New! Master LED MR16 ExpertColor	117
Master LEDspot MV GU10	118
New! Master LEDspot LV AR111	120
New! Master LEDspot PAR	123

LED tube

New! Master LEDtube	126
New! Essential LEDtube	127
New! LED PLC	127

LED candle and lustre

Master LEDcandle DimTone	130
Master LEDlustre DimTone	131

LED bulb

Entry range LED bulb	134
New! Master LEDBulb Dimtone	135
New! LED Deco Classic	136
New! Scene Switch LED bulb	138
New! High Lumen LEDBulb	139
LED Deco Classic	140

Others

Visit our website	142
Technical specifications	143



Our range

LED systems and LED drivers

Philips has designed these families of systems and drivers, each with their features and benefits, to help you in designing luminaires for a variety of application. Get to know these products better with this latest catalogue, and we are certain that they will meet your OEM needs.

Fortimo LED systems

Fortimo LED systems consist of a Fortimo module and a choice of Xitanium driver, specially designed around each other, to bring you maximum performance and compatibility. Engineered to be robust they are highly reliable and of exceptional light quality. The energy efficient range of portfolio can cover downlight, spotlight, linear and outdoor LED light engines for use in indoor and outdoor luminaires. Standard local system warranty from Philips applies.

Xitanium LED drivers

Our popular Xitanium LED drivers are reliable, robust and offer much needed flexibility through the operating window and its smart features. They are designed and manufactured for indoor and outdoor applications, available in various form factors with fixed light output, dimming and programmable versions. A unique characteristic of the Xitanium LED driver is that it actually allows one to carry out late stage programming and drivers configuration, which is very helpful in the production process.

CertaFlux LED systems

CertaFlux LED light engines offer basic product performance and functionalities, with a quality of light that is good enough to meet the market needs for basic, general lighting. CertaFlux systems are designed for luminaires targeted at high volume markets. Currently, our LED linear and downlighting applications meet EU regulations and standards. These LED systems come complete with standard local system warranty.

CertaDrive LED drivers

CertaDrive LED drivers are designed to meet the market needs for basic lighting. These are ideal for high volume manufacturing and design, suitable for applications to be put together along with CertaFlux LED modules. Offering basic specifications, such as specific current and voltage settings, they are basic but efficient and dependable. Each driver comes with standard local warranty.

Just released

As with every year, the passionate team at Philips endeavors to bring you a series of new product introductions that are relevant to your design and business needs.

LED electronics indoor module – Downlight



Certaflex DLM Slim

Easy to use solution for downlight application with affordable cost but no sacrifice on light quality.

See page 22

LED electronics indoor module – Linear



Fortimo LED Strip Gen4 - 4ft, 5ft

Fortimo LED Strip 4ft, 5ft allows you to design high-performance, slim linear LED luminaires without having to compromise on design freedom, quality of light, or total cost of ownership.

See page 48



Fortimo LED Square Gen2

Fortimo LED Square systems consist of white light LED modules with square outer dimensions delivering high energy efficacy and high quality of homogeneous light.

See page 52



CertaFlux LED Strip Gen3

CertaFlux LED Strip systems offer good product performance and functionality, with good quality of light, meeting market needs for basic lighting.

See page 56

LED electronics indoor module – Spotlight



Certaflex SLM G1

Affordable CoB solution to customers with wide portfolio, and fully compatible with our Philips Drivers.

See page 35

LED electronics outdoor module



Fortimo FastFlex Gen4

Offering a suitable solution to OEMs who want to distinguish themselves through their fixture design and speed to market.

To be launched in April 2017

LED electronics indoor module – Linear



Fortimo LED Line Gen4

Fortimo LED Line systems are designed to produce pure white light for general lighting applications with high efficacy levels.

See page 40



Fortimo LED Line HighFlux Gen3

Fortimo LED Line High Flux systems are designed to enable LED lighting at higher application heights where more light is needed, such as trunking, battens and high-bay applications in warehouses, factories or big retail stores.

See page 42

LED drivers – Smart electronics



Xitanium SR Driver

Ready for connected lighting.

See page 70



Easyair Office Sensor

The wireless solution for connected lighting.

See page 72

Just released

LED drivers – Outdoor drivers



Xitanium Lite Programmable 100W & 150W Outdoor Independent driver

Designed to delivery high-end performance & configurability via SimpleSet, IP67 LED driver for harsh outdoor application.

See page 77



Xitanium Dim 100W,150W,220W Independent LED driver

Ultimate robustness and thermal performance withstanding harsh industry application .

See page 80



Xitanium 65W Single Current, Built-in/IP67 Outdoor LED drivers

The ideal reliable & affordable solution for LED-based outdoor lighting - Long-lasting and low maintenance.

See page 81

LED drivers – Constant voltage transformer



Constant voltage LED Transformer

New dimmable range with phase cut function to meet increasingly dimming requirement in certain indoor application of constant voltage LED strip & module.

See page 104



Constant voltage LED Transformer

New range with full portfolio of economic LED transformer to offer value for money dedicated LED solution for constant voltage LED strip & module in indoor application.

See page 105

LED drivers – Indoor point drivers



Xitanium mini

SimpleSet Mini and Single current mini for track light application.

See page 87



Xitanium single current

40W platform upgraded to Generation 2 with better performance.

See page 88



CertaDrive single current

40W platform upgraded to Generation 2 with better performance.

See page 90

LED lamps – Spot



Master LED MR16 ExpertColor

Master LED MR16 ExpertColor features a unique warm color spectrum with deep-dimming possibilities, specially designed for hospitality.

See page 117

LED drivers – Indoor linear drivers



Xitanium 35W & 60W TD16 non-isolated

Now with SimpleSet technology and miniaturization to 16mm height.

See page 96



CertaDrive Independent Linear Driver

Dedicated design for high volume panel light applications.

See page 100



CertaDrive Isolated linear driver 26W-65W

Easier for design-in and luminaire approval process with popular output current & voltage mix.

See page 100

LED lamps – Tube



Master LEDtube

Upgraded to 150 lm/W solution to provide the best energy saving option in Philips LEDtube.

See page 126



Essential LEDtube

Affordable range for high brightness application.

See page 127



LED PLC

A downlighting lamp replacement that delivers incredible energy savings thanks to energy efficient LED core.

See page 127

Just released

LED lamps – Candle and lustre



TrueForce

The latest breakthrough in the range of LED bulb. Plug and play & Easy to install and less time consuming working at height.

See page 131

LED lamps – Bulb



High Lumen LEDBulb

Designed for a wide range of applications including damp areas.

See page 139





LED electronics

Downlight systems	
Fortimo DLM EaseSelect Gen1	18
Fortimo DLM Flex Gen2	20
New! Certaflux DLM Slim	22
CertaFlux DLM EaseSelect Ceiling Light	23
Spotlight systems	
Fortimo SLM Gen6 – Standard	26
Fortimo SLM Gen6 – PremiumWhite	28
Fortimo SLM Gen6 – CrispWhite	30
Fortimo SLM Gen6 – Food Warm-White and Food Premium Red	31
Fortimo SLM holders	32
New! Fortimo SLM EaseSelect Gen1	33
Certaflux SLM G1	35
Linear systems	
New! Fortimo LED Line Gen4	40
New! Fortimo LED Line HighFlux Gen3	42
New! Fortiom LED Strip Gen4 – 0.5ft, 1ft, 2ft	44
New! Fortimo LED Strip Gen4 4ft, 5ft	48
New! Fortimo LED Square Gen2	52
CertaFlux LED Square	54
New! CertaFlux LED Strip Gen3	56
Outdoor systems	
Fortimo FastFlex Gen3	60
Coming Soon! Fortimo FastFlex Gen4	61
CertaFlux PLM	62
Coming Soon! Fortimo High Bay Solution (HBS)	63
LED electronics	64
Easy Design-in tool	

Downlight systems

Perfect downlighting can be achieved for offices, malls, hospitality and public buildings. Offering light of high quality, minimal glare and a high level of flexibility, our downlight systems can be easily integrated into your designs.



Fortimo DLM EaseSelect Gen1

Downlight

Fortimo DLM EaseSelect is a high performance driver-on-board (DoB) solution, delivering an excellent quality of light with low flicker. Having an integrated driver and the same mechanical footprint as existing DLM solutions (DLM Flex), this enables an easy and hassle-free design-in process. The Fortimo brand promise brings with it the assurance of quality, reliability and performance. Anytime, and everytime.

Certaflux DLM EaseSelect brings with it good performance in a cost-effective driver-on-board (DoB) solution, delivering a high quality of light with low flicker. Having an integrated driver, enables easy and hassle-free design-in.

- Features

 - Low flicker
 - Ease of design-in
 - Cost-effective solution
 - High system lm/W of 115 for high end project needs (Fortimo)
 - Good enough lm/W of 90 for standard, more initial cost driven projects (CertaFlux)
 - Long life-time: 50,000 hours
 - Excellent color consistency of 3 SDCM
 - Full portfolio with all typical downlight lumen packages (1100lm, 2000lm, 3000lm) and different CCTs (3000K, 4000K, 6500K)
- Benefits

 - Excellent cost-performance
 - Suitable for compact heat sink designs
 - Long-lasting
 - Covers all downlight applications and ambience needs
 - Simple and easy to maintain
- Applications

 - Offices
 - Public buildings
 - Retail



Fortimo DLM EaseSelect Gen1

Product specifications

Product type	Light output	Module power	Module efficacy	Color temperature	Color rendering	Color consistency	Tc life	B50/L70 at Tc Life	Order code
	lm	W	lm/W	K	Ra	SDCM	(°C)	Hours	12NC
Fortimo DLM ES 1100/830 G1	1100	10.5	105	3000	> 80	3	70	> 50,000	929000978103
Fortimo DLM ES 1100/840 G1	1150	9.9	116	4000	> 80	3	70	> 50,000	929000978203
Fortimo DLM ES 1100/865 G1	1150	9.9	116	6500	> 80	3	70	> 50,000	929000978403
Fortimo DLM ES 2000/830 G1	1940	18.1	107	3000	> 80	3	70	> 50,000	929000978503
Fortimo DLM ES 2000/840 G1	2040	17.9	114	4000	> 80	3	70	> 50,000	929000978603
Fortimo DLM ES 2000/865 G1	2040	17.9	114	6500	> 80	3	70	> 50,000	929000978803
Fortimo DLM ES 3000/830 G1	2770	26.7	104	3000	> 80	3	70	> 50,000	929000978903
Fortimo DLM ES 3000/840 G1	2992	26.7	112	4000	> 80	3	70	> 50,000	929000979003
Fortimo DLM ES 3000/865 G1	2992	26.7	112	6500	> 80	3	70	> 50,000	929000979203
Certaflux DLM ES 1100/830 G1	1080	11.4	95	3000	> 80	3	60	> 50,000	929000997880
Certaflux DLM ES 1100/840 G1	1130	11.1	102	4000	> 80	3	60	> 50,000	929000997980
Certaflux DLM ES 1100/865 G1	1130	11.1	102	6500	> 80	3	60	> 50,000	929000998080
Certaflux DLM ES 2000/830 G1	1930	21.7	89	3000	> 80	3	60	> 50,000	929000998180
Certaflux DLM ES 2000/840 G1	2020	21.3	95	4000	> 80	3	60	> 50,000	929000998280
Certaflux DLM ES 2000/865 G1	2020	21.3	95	6500	> 80	3	60	> 50,000	929000998380
Certaflux DLM ES 3000/830 G1	2770	31	89	3000	> 80	3	60	> 50,000	929000998480
Certaflux DLM ES 3000/840 G1	2956	31	95	4000	> 80	3	60	> 50,000	929000998580
Certaflux DLM ES 3000/865 G1	2956	31	95	6500	> 80	3	60	> 50,000	929000998680

Fortimo DLM Flex Gen2

Download

Being the trend setter in high performance LED downlighting with the Fortimo DLM range, Philips introduced the next generation of the Fortimo LED DLM Flex family. Being backwards compatible with the previous generation, Fortimo LED DLM Flex Gen2 enables further optimization of existing as well as new flexible downlight luminaire designs.

Features

- Range of 1100 to 5000lm
- Offer includes PCB only version, shallow housing and high housing
- Compatible with both high performance, full flexibility window drivers and high value-for-money CertaDrive drivers
- Backwards compatibility and up to 162lm/W at an improved Tc of 75°C
- Better glare performance vs CoB solutions
- CRI >80 and perfect colour stability over lifetime
- Color temperatures: 3000K, 4000K, 5000K and 6500K

Benefits

- Full flexibility and design freedom based on a full portfolio
- Easy design-in based on outstanding efficiencies and high robustness
- High quality of light
- A reliable and flexible system proposition offering peace of mind

Applications

- Offices
- Public buildings
- Hospitality
- Retail



Fortimo DLM Flex Gen2

Product specifications

Product type	Light output	Module efficacy@ low-housing	Module efficacy@ high-housing	Color temperature	Color rendering	Color consistency	Tc life	B50/L70 at Tc Life	Order code
	lm	lm/W	lm/W	K	Ra	SDCM	(°C)	Hours	12NC
FORTIMO LED DLM FLEX 1100/830 GEN2	1100	115	93	3000	> 80	3	75	> 50,000	929001503880
FORTIMO LED DLM FLEX 1100/840 GEN2	1100	127	104	4000	> 80	3	75	> 50,000	929001503980
FORTIMO LED DLM FLEX 1100/850 GEN2	1100	127	104	5000	> 80	3	75	> 50,000	929001508380
FORTIMO LED DLM FLEX 1100/865 GEN2	1100	127	104	6500	> 80	3	75	> 50,000	929001504080
FORTIMO LED DLM FLEX 2000/830 GEN2	2000	113	91	3000	> 80	3	75	> 50,000	929001504180
FORTIMO LED DLM FLEX 2000/840 GEN2	2000	125	102	4000	> 80	3	75	> 50,000	929001504280
FORTIMO LED DLM FLEX 2000/850 GEN2	2000	125	102	5000	> 80	3	75	> 50,000	929001508480
FORTIMO LED DLM FLEX 2000/865 GEN2	2000	125	102	6500	> 80	3	75	> 50,000	929001504380
FORTIMO LED DLM FLEX 3000/830 GEN2	3000	115	94	3000	> 80	3	75	> 50,000	929001504480
FORTIMO LED DLM FLEX 3000/840 GEN2	3000	127	105	4000	> 80	3	75	> 50,000	929001504580
FORTIMO LED DLM FLEX 3000/850 GEN2	3000	127	105	5000	> 80	3	75	> 50,000	929001508580
FORTIMO LED DLM FLEX 3000/865 GEN2	3000	127	105	6500	> 80	3	75	> 50,000	929001504680
FORTIMO LED DLM FLEX 5000/830 GEN2	5000	110	88	3000	> 80	3	75	> 50,000	929001504780
FORTIMO LED DLM FLEX 5000/840 GEN2	5000	122	99	4000	> 80	3	75	> 50,000	929001504880
FORTIMO LED DLM FLEX 5000/850 GEN2	5000	122	99	5000	> 80	3	75	> 50,000	929001508680
FORTIMO LED DLM FLEX 5000/865 GEN2	5000	122	99	6500	> 80	3	75	> 50,000	929001504980

* Module efficacy is calculated for the typical lm output. For more detailed specifications (including lifetime), please check the datasheets or the Easy Design-in Tool.

Fortimo LED DLM Flex Cover Shallow housing	929000908506
Fortimo LED DLM Flex High Cover High housing	929000927806
Fortimo LED DLM Flex cable 600mm Cable	929000910706



Compatible LED drivers

The Fortimo LED SLM portfolio is compatible with multiple Xitanium & Certa LED drivers. For a detailed overview of all available indoor point drivers, please go to the Xitanium indoor point driver section at pages 84-88 or the Certa indoor point driver section at pages 80-91. To find the best and latest driver module combination for your application, the Easy Design-in Tool is available via Philips.com/technology. Below table shows which Xitanium & Certa LED driver window is compatible with Fortimo LED SLM.

Product specifications

Product type	1100 lm	2000 lm	3000 lm	5000 lm	Order code
					12NC

Smart Point LED Drivers					
Xitanium 20W LH 0.15-0.5A 48V TD/Is 230V	•	•			929000904006
Xitanium 36W LH 0.3-1A 48V TD/I 230V		•	•		929000870806
Xitanium 36W WH 0.3-1A 48V TD/Is 230V		•	•		929000969906
Xitanium 36W/s 0.3-1A 48V TD 230V		•	•		929000897606
Xitanium 50W LH 0.7-1.5A 48V TD/I 230V			•	•	929000904106

Fixed Point LED Drivers					
LED Driver 36W 0.3-1A 48V I 230V		•	•		929000892506
Xitanium 20W LH 0.15-0.5A 48V Is 230V	•	•			929000941306
Xitanium 20W/m 0.15-0.5A 48V 230V	•	•			929000893806
Xitanium 36W LH 0.3-1A 48V I 230V		•	•		929000838903
Xitanium 36W/m 0.3-1.05A 48V 230V		•	•		929000881806
Xitanium 36W/s 0.3-1A 48V 230V		•	•		929000839003
Xitanium 50W LH 0.7-1.5A 48V I 230V			•	•	929000934706
Xitanium 50W/m 0.7-1.5A 48V 230V			•	•	929000934606
Xitanium 50W/s 0.9-1.4A 48V 230V				•	929000899306

Fixed Peak Point LED Drivers					
CertaDrive 15W 0.35A 42V I 230V	•				929000898106
CertaDrive 20W 0.5A 40V I 230V		•			929000898006
CertaDrive 30W 0.7A 42V I 230V			•		929000932006
CertaDrive 40W 1.05A 38V I 230V				•	929000931906
Xitanium 15W 0.35A 42V I 230V	•				929001410180
Xitanium 21W 0.5A 42V I 230V		•			929001410280
Xitanium 32W 0.7/0.75A 42V I 230V			•		929001410480
Xitanium 44W 0.9/1.05A 42V I 230V				•	929001410680

Certaflux DLM Slim

Downlight

Certaflux DLM Slim module provides a very easy to use solution for downlight application with affordable cost but no sacrifice on light quality. The module is integrated with optical and heatsink which help to make the product extremely easy to use. Optimized diffuser gives uniform light. Whole portfolio is fully compatible with Philips Certa range drivers.

Features

- Provides 600lm/1000lm/2000lm lum package
- Optimized diffuser provides good uniformity
- Up to 130lm/W @ module level
- CRI >80 and good colour stability over lifetime
- Fully compatible with Philips Certa Drivers
- Color temperatures: 3000K, 4000K, 5000K.


Benefits

- Easy to Use
- Flexible in Flux package with different combination with different drivers
- Good light of Quality

Applications

- Offices
- Public buildings
- Hospitality
- Retail

New!



4 inch 6 inch 8 inch

Certaflux DLM Slim

Product specifications								
Product type	Light output	Module power	Color temperature	Color rendering	Color consistency	Tc life	B50/L70 at Tc Life	Order code
	lm	lm/W	K	Ra	SDCM	(°C)	Hours	12NC
CertaFlux DLM Slim 600lm 830 4"	630	94	3000	> 80	6	70	> 50,000	929001443280
CertaFlux DLM Slim 600lm 840 4"	640	96	4000	> 80	6	70	> 50,000	929001443380
CertaFlux DLM Slim 600lm 850 4"	640	96	5000	> 80	6	70	> 50,000	929001443480
CertaFlux DLM Slim 1000lm 830 4"	980	101	3000	> 80	6	80	> 50,000	929001443580
CertaFlux DLM Slim 1000lm 840 4"	1040	107	4000	> 80	6	80	> 50,000	929001443680
CertaFlux DLM Slim 1000lm 850 4"	1040	107	5000	> 80	6	80	> 50,000	929001443780
CertaFlux DLM Slim 1000lm 830 6"	1070	108	3000	> 80	6	70	> 50,000	929001443880
CertaFlux DLM Slim 1000lm 840 6"	1150	116	4000	> 80	6	70	> 50,000	929001443980
CertaFlux DLM Slim 1000lm 850 6"	1150	116	5000	> 80	6	70	> 50,000	929001444080
CertaFlux DLM Slim 2000lm 830 6"	2010	99	3000	> 80	6	80	> 50,000	929001444180
CertaFlux DLM Slim 2000lm 840 6"	2140	106	4000	> 80	6	80	> 50,000	929001444280
CertaFlux DLM Slim 2000lm 850 6"	2140	106	5000	> 80	6	80	> 50,000	929001444380
CertaFlux DLM Slim 2000lm 830 8"	2000	122	3000	> 80	6	70	> 50,000	929001444480
CertaFlux DLM Slim 2000lm 840 8"	2130	130	4000	> 80	6	70	> 50,000	929001444580
CertaFlux DLM Slim 2000lm 850 8"	2100	130	5000	> 80	6	70	> 50,000	929001444680

Compatible LED drivers
The Certaflux DLM Slim is compatible with multiple CertaLED drivers. For more details, please approach local sales team

Product specifications						
Product type	600lm 4"	1000lm 4"	1000lm 6"	2000lm 6"	2000lm 8"	Order code
						12NC
CertaDrive 6W 0.15A 40V LPF I 230V	•					929001411780
CertaDrive 8W 0.2A 40V LPF I 230V	•					929001409980
CertaDrive 10W 0.25A 40V LPF I 230V		•	•			929001410006
CertaDrive 12W 0.3A 40V LPF I 230V		•	•			929001409506
CertaDrive 15W 0.35A 42V I 230V			•			929000898106
CertaDrive 20W 0.5A 40V I 230V				•	•	929000898006
CertaDrive 25W 0.6A 42V I 230V				•	•	929001410706

* For latest compatible driver list, please always help to check with local sales team

CertaFlux DLM EaseSelect Ceiling Light

Downlight

CertaFlux DLM ES Ceiling Light is a perfect solution for wide-diameter ceiling light application. This solution combines LED technology and driver with optical distribution. The system offers two lumen packages: 1500lm and 1900lm, along with two color temperatures: 3000K and 6500K. External optics ensure good uniformity of light distribution, and the design of this ceiling light ensures good heat management thus no need for an external heat sink. A standard Philips systems warranty is available for this product with a lifetime of 25,000 hours. An optimal choice to consider for a fast return on investment with a payback period estimated to be less than 1.5 years.

Features

- Two lumen output: 1500lm and 1900lm
- Efficiency levels surpassing TLE 32W
- High quality white light CRI 80
- 25,000 hours lifetime

Benefits

- Easy design-in
- >50% energy savings
- Standard warranty available

Applications

- Ceiling light for residential application, to replace TLE32/54 and TLE32/865



Product specifications									
Product type	Light output	Module power	Module efficacy	Color temperature	Color rendering	Color consistency	Tc max	B50/L70 at Tc Life	Order code
	lm	W	lm/W	K	Ra	SDCM	(°C)	Hours	12NC
Certaflux DLM ES 1500/830 CL G1	1379	14.8	93	3000	> 80	5	< 80	25,000	929000994080
Certaflux DLM ES 1500/865 CL G1	1500	14.7	102	6500	> 80	5	< 80	25,000	929000994180
Certaflux DLM ES 1900/830 CL G1	1748	18.4	95	3000	> 80	5	< 85	25,000	929000994480
Certaflux DLM ES 1900/865 CL G1	1900	18.3	104	6500	> 80	5	< 85	25,000	929000994580
Certaflux DLM ES 1500/830 CLC G1	1379	14.8	93	3000	> 80	5	< 80	25,000	929000994280
Certaflux DLM ES 1500/865 CLC G1	1500	14.7	102	4000	> 80	5	< 80	25,000	929000994380
Certaflux DLM ES 1900/830 CLC G1	1748	18.4	95	3000	> 80	5	< 85	25,000	929000994680
Certaflux DLM ES 1900/865 CLC G1	1900	18.3	104	4000	> 80	5	< 85	25,000	929000994780

Spotlight systems

Because retail is detail. With the Fortimo LED SLM portfolio, Philips offers the ideal combination of high quality spotlighting with state-of-the-art performance and energy efficiency.



Fortimo SLM Gen6 – Standard

Spotlight

Fortimo LED SLM Gen6 continous to focus on the combination of Quality of Light and performance. By offering the CoB separate from the holder, even more flexibility in possible system combinations and specifications is achieved. This results in an extensive portfolio of lumen ranges, CCT's and spectra's. Please also check the online Easy Design-in Tool for your perfect system combination (www.easydesignintool.com)

Features

- Lumen packages from 800lm to above 10000lm
 - Broad portfolio in terms of CCT 2700K, 3000K, 3500K, 4000K, 5000K, 5700K & CRI 80, 90 available
 - A new holder (Poke In in Zhaga form factor) to be added
 - separation of CoB and holders to increase reactiveness and speed improved understandability of the portfolio
 - High Lumen modules for highbay / outdoor applications
 - Up to 160lm/W at 85°C Tc
- Keep same form factor and LES as SLM Gen 5, extend 6.5mm and 23mm LES size
 - High Tc of up to 95 for simple heat management
 - Pre-configured system propositions both in high lm/W and lm/S
 - Large choice of drivers available, including DALI dimming
 - Philips standard systems warranty applies

Benefits

- Best quality of light for all applications
- Standard/Permium White/CrispWhite/Food availalbe
- Excellent beam control and small reflector design
- Flexibility to optimize luminaire performance
- A reliable & flexible system proposition

Applications

- Retail
- Industry and outdoor



Product specifications

Product type	Light output	Module power	Module efficacy	Module temperature	Color rendering	Color consistency	Tc life	B50/L70 at Tc Life	Order code
	lm	W	lm/W	K	Ra	SDCM	(°C)	Hours	12NC
Fortimo SLM C 827 1202 L06 1215 G6	870	6.9	125	2700	> 80	3	85	> 50,000	929001453106
Fortimo SLM C 830 1202 L06 1215 G6	910	6.9	132	3000	> 80	3	85	> 50,000	929001453206
Fortimo SLM C 835 1202 L06 1215 G6	930	6.9	134	3500	> 80	3	85	> 50,000	929001453306
Fortimo SLM C 840 1202 L06 1215 G6	940	6.9	136	4000	> 80	3	85	> 50,000	929001453406
Fortimo SLM C 927 1202 L06 1215 G6	720	6.9	104	2700	> 90	3	85	> 50,000	929001453706
Fortimo SLM C 930 1202 L06 1215 G6	750	6.9	108	3000	> 90	3	85	> 50,000	929001453806
Fortimo SLM C 740 1203 L09 1619 G6	1600	10.3	155	4000	> 70	3	85	> 50,000	929001454406
Fortimo SLM C 827 1203 L09 1619 G6	1370	10.3	133	2700	> 80	3	85	> 50,000	929001454506
Fortimo SLM C 830 1203 L09 1619 G6	1410	10.3	136	3000	> 80	3	85	> 50,000	929001454606
Fortimo SLM C 835 1203 L09 1619 G6	1430	10.3	139	3500	> 80	3	85	> 50,000	929001454706
Fortimo SLM C 840 1203 L09 1619 G6	1490	10.3	144	4000	> 80	3	85	> 50,000	929001454806
Fortimo SLM C 850 1203 L09 1619 G6	1490	10.3	144	5000	> 80	3	85	> 50,000	929001454906
Fortimo SLM C 927 1203 L09 1619 G6	1140	10.3	110	2700	> 90	3	85	> 50,000	929001455106
Fortimo SLM C 930 1203 L09 1619 G6	1170	10.3	114	3000	> 90	3	85	> 50,000	929001455206
Fortimo SLM C 740 1205 L13 2024 G6	2720	16.9	161	4000	> 70	3	85	> 50,000	929001458606
Fortimo SLM C 827 1205 L13 2024 G6	2330	16.8	138	2700	> 80	3	85	> 50,000	929001458706
Fortimo SLM C 830 1205 L13 2024 G6	2420	16.8	144	3000	> 80	3	85	> 50,000	929001458806
Fortimo SLM C 835 1205 L13 2024 G6	2470	16.8	146	3500	> 80	3	85	> 50,000	929001458906
Fortimo SLM C 840 1205 L13 2024 G6	2530	16.8	150	4000	> 80	3	85	> 50,000	929001459006
Fortimo SLM C 850 1205 L13 2024 G6	2530	16.8	150	5000	> 80	3	85	> 50,000	929001459106
Fortimo SLM C 927 1205 L13 2024 G6	1930	16.8	114	2700	> 90	3	85	> 50,000	929001459306
Fortimo SLM C 930 1205 L13 2024 G6	2010	16.8	119	3000	> 90	3	85	> 50,000	929001459406
Fortimo SLM C 740 1208 L15 2024 G6	4090	25.5	160	4000	> 70	3	85	> 50,000	929001445806
Fortimo SLM C 827 1208 L15 2024 G6	3490	25.5	137	2700	> 80	3	85	> 50,000	929001445906
Fortimo SLM C 830 1208 L15 2024 G6	3270	25.5	143	3000	> 80	3	85	> 50,000	929001446006
Fortimo SLM C 835 1208 L15 2024 G6	3710	25.5	145	3500	> 80	3	85	> 50,000	929001446106
Fortimo SLM C 840 1208 L15 2024 G6	3790	25.5	148	4000	> 80	3	85	> 50,000	929001446206
Fortimo SLM C 850 1208 L15 2024 G6	3790	25.5	148	5000	> 80	3	85	> 50,000	929001446306
Fortimo SLM C 857 1208 L15 2024 G6	3710	25.5	145	5700	> 80	3	85	> 50,000	929001446406
Fortimo SLM C 927 1208 L15 2024 G6	2890	25.5	113	2700	> 90	3	85	> 50,000	929001446506

Product specifications

Product type	Light output	Module power	Module efficacy	Module temperature	Color rendering	Color consistency	Tc life	B50/L70 at Tc Life	Order code
	lm	W	lm/W	K	Ra	SDCM	(°C)	Hours	12NC
Fortimo SLM C 930 1208 L15 2024 G6	3000	25.5	118	3000	> 90	3	85	> 50,000	929001446606
Fortimo SLM C 740 1211 L19 2828 G6	6570	41.6	158	4000	> 70	3	85	> 50,000	929001447206
Fortimo SLM C 827 1211 L19 2828 G6	5610	41.6	135	2700	> 80	3	85	> 50,000	929001447306
Fortimo SLM C 830 1211 L19 2828 G6	5770	41.6	139	3000	> 80	3	85	> 50,000	929001447406
Fortimo SLM C 835 1211 L19 2828 G6	5890	41.6	142	3500	> 80	3	85	> 50,000	929001447506
Fortimo SLM C 840 1211 L19 2828 G6	6090	41.6	146	4000	> 80	3	85	> 50,000	929001447606
Fortimo SLM C 850 1211 L19 2828 G6	6090	41.6	146	5000	> 80	3	85	> 50,000	929001447706
Fortimo SLM C 857 1211 L19 2828 G6	5890	41.6	142	5700	> 80	3	85	> 50,000	929001447806
Fortimo SLM C 927 1211 L19 2828 G6	4640	41.6	112	2700	> 90	3	85	> 50,000	929001447906
Fortimo SLM C 930 1211 L19 2828 G6	4860	41.6	117	3000	> 90	3	85	> 50,000	929001448006
Fortimo SLM C 740 1216 L23 2828 G6	8580	55.1	155	4000	> 70	3	85	> 50,000	929001448606
Fortimo SLM C 827 1216 L23 2828 G6	7370	55.1	134	2700	> 80	3	85	> 50,000	929001448706
Fortimo SLM C 830 1216 L23 2828 G6	7550	55.1	137	3000	> 80	3	85	> 50,000	929001448806
Fortimo SLM C 835 1216 L23 2828 G6	7700	55.1	140	3500	> 80	3	85	> 50,000	929001448906
Fortimo SLM C 840 1216 L23 2828 G6	8000	55.1	145	4000	> 80	3	85	> 50,000	929001449006
Fortimo SLM C 850 1216 L23 2828 G6	8000	55.1	145	5000	> 80	3	85	> 50,000	929001449106
Fortimo SLM C 857 1216 L23 2828 G6	7700	55.1	140	5700	> 80	3	85	> 50,000	929001449206
Fortimo SLM C 930 1216 L23 2828 G6	6340	55.1	115	3000	> 90	3	85	> 50,000	929001449406

* Module efficacy is calculated for the typical lm output. For more detailed specifications (including lifetime) please check the datasheets or the Easy Design-in Tool.
** The CoB size defines the compatibility with the Fortimo SLM Holders. The CoB size is also given in the name of the Holder.

Compatible LED drivers

The Fortimo LED SLM portfolio is compatible with multiple Xitanium & Certa LED drivers. For a detailed overview of all available indoor point drivers, please go to the Xitanium indoor point driver section at pages 84-88 or the Certa indoor point driver section at pages 90-91. To find the best and latest driver module combination for your application, the Easy Design-in Tool is available via Philips.com/technology. Below table shows which Xitanium & Certa LED driver window is compatible with Fortimo LED SLM.

Product specifications

Product type	1202	1203	1205	1208	1211	1216	Order code
							12NC
Smart point LED drivers							
Xitanium 20W LH 0.15-0.5A 48V TD/I 230V	•	•	•				929000600303
Xitanium 36W LH 0.3-1A 48V TD/I 230V			•	•			929000870806
Xitanium 50W LH 0.7-1.5A 48V TD/I 230V				•	•	•	929000904106
Fixed point LED drivers							
Xitanium 20W/m 0.15-0.5A 48V 230V	•	•	•				929000893806
Xitanium 36W/m 0.3-1.05A 48V 230V			•	•			929000881806
Xitanium 50W/m 0.5-1.5A 48V 230V				•	•	•	929000934606
Fixed Peak Point LED Drivers							
Xitanium 16W/m 0.35A 46V SC 230V	•	•	•				929001412380
Xitanium 23W/m 0.5A 46V SC 230V	•	•	•	•	•	•	929001412480
Xitanium 32W/m 0.7A 46V SC 230V			•	•	•	•	929001412680
Xitanium 15W 0.35A 42V I 230V	•	•	•				929001410180
Xitanium 21W 0.5A 42V I 230V			•				929001410280
Xitanium 30W 0.7A 42V I 230V			•	•			929001410480
Xitanium 32W 0.75A 42V I 230V			•	•	•	•	929001410580
Xitanium 44W 1.05A 42V I 230V			•	•	•	•	929001410680
CertaDrive 10W 0.25A 40V LPF I 230V	•	•					929001410006
CertaDrive 12W 0.3A 40V LPF I 230V	•	•					929001409506
CertaDrive 15W 0.35A 42V I 230V	•	•	•	•			929000898106
CertaDrive 20W 0.5A 40V I 230V	•	•	•	•			929000898006
CertaDrive 30W 0.7A 42V I 230 V			•	•	•		929000932006
CertaDrive 36W 0.75A 48V I 230 V			•	•	•		929000933506
CertaDrive 34W 0.8A 42V I 230 V			•	•	•		929000932108
CertaDrive 40W 0.9A 43V I 230 V			•	•	•	•	929000933406
CertaDrive 40W 1.05A 38V I 230 V			•	•	•	•	929000931908

Fortimo SLM Gen6 PremiumWhite

Spotlight

Fortimo LED SLM PremiumWhite provides excellent quality of light and color rendition, combined with high energy efficiency. With color points carefully chosen just below the black body locus, PremiumWhite is ideal for creating ambience, fresh whites and depth of color in many retail environments. The PremiumWhite portfolio is available in all Fortimo LED SLM Gen5 CoB sizes.

- Features

 - Available in 3000K/3500K/4000K
 - Colour point below the black body line
 - Same outline (Zhaga form factor) and thermal behavior as SLM Gen 5
 - LES size extended to 6.5mm and 23mm
 - Information and support available to tune the system to specific needs
 - Large choice of drivers available, incl DALI dimming
 - 50,000 hours lifetime, standard Philips systems warranty applies
- Benefits

 - Outstanding quality of light – similar to MasterColour CDM Elite
 - Good energy efficiency
 - Easy design-in
 - A reliable & flexible system proposition
- Applications

 - Retail



Product specifications

Product type	Light output	Module power	Module efficacy	Module temperature	Color rendering	Color consistency	Tc life	B50/L70 at Tc Life	Order code
	lm	W	lm/W	K	Ra	SDCM	(°C)	Hours	12NC
Fortimo SLM C 830 PW 1202 L06 1215 G6	880	6.9	128	3000	> 80	3	85	> 50,000	929001453906
Fortimo SLM C 930 PW 1202 L06 1215 G6	750	6.9	108	3000	> 90	3	85	> 50,000	929001454006
Fortimo SLM C 935 PW 1202 L06 1215 G6	790	6.9	114	3500	> 90	3	85	> 50,000	929001454106
Fortimo SLM C 940 PW 1202 L06 1215 G6	800	6.9	117	4000	> 90	3	85	> 50,000	929001454206
Fortimo SLM C 830 PW 1203 L09 1619 G6	1390	10.4	133	3000	> 80	3	85	> 50,000	929001455306
Fortimo SLM C 930 PW 1203 L09 1619 G6	1170	10.4	113	3000	> 90	3	85	> 50,000	929001455406
Fortimo SLM C 935 PW 1203 L09 1619 G6	1240	10.4	119	3500	> 90	3	85	> 50,000	929001455506
Fortimo SLM C 940 PW 1203 L09 1619 G6	1270	10.4	122	4000	> 90	3	85	> 50,000	929001455606
Fortimo SLM C 830 PW 1205 L13 2024 G6	2380	17.0	139	3000	> 80	3	85	> 50,000	929001459506
Fortimo SLM C 930 PW 1205 L13 2024 G6	2030	17.0	119	3000	> 90	3	85	> 50,000	929001459606
Fortimo SLM C 935 PW 1205 L13 2024 G6	2130	17.0	125	3500	> 90	3	85	> 50,000	929001459706
Fortimo SLM C 940 PW 1205 L13 2024 G6	2190	17.0	128	4000	> 90	3	85	> 50,000	929001459806
Fortimo SLM C 830 PW 1208 L15 2024 G6	3580	25.5	140	3000	> 80	3	85	> 50,000	929001446706
Fortimo SLM C 930 PW 1208 L15 2024 G6	3040	25.5	119	3000	> 90	3	85	> 50,000	929001446806
Fortimo SLM C 935 PW 1208 L15 2024 G6	3200	25.5	125	3500	> 90	3	85	> 50,000	929001446906
Fortimo SLM C 940 PW 1208 L15 2024 G6	3290	25.5	129	4000	> 90	3	85	> 50,000	929001447006
Fortimo SLM C 830 PW 1211 L19 2828 G6	5740	41.2	139	3000	> 80	3	85	> 50,000	929001448106
Fortimo SLM C 930 PW 1211 L19 2828 G6	4920	41.2	119	3000	> 90	3	85	> 50,000	929001448206
Fortimo SLM C 935 PW 1211 L19 2828 G6	5130	41.2	124	3500	> 90	3	85	> 50,000	929001448306
Fortimo SLM C 940 PW 1211 L19 2828 G6	5270	41.2	128	4000	> 90	3	85	> 50,000	929001448406
Fortimo SLM C 830 PW 1216 L23 2828 G6	7410	55.5	134	3000	> 80	3	85	> 50,000	929001449506
Fortimo SLM C 930 PW 1216 L23 2828 G6	6310	55.5	114	3000	> 90	3	85	> 50,000	929001449606
Fortimo SLM C 935 PW 1216 L23 2828 G6	6630	55.5	119	3500	> 90	3	85	> 50,000	929001449706
Fortimo SLM C 940 PW 1216 L23 2828 G6	6810	55.5	123	4000	> 90	3	85	> 50,000	929001449806

* Module efficacy is calculated for the typical lm output. For more detailed specifications (including lifetime), please check the datasheets or the Easy Design-in tool.
** The CoB size defines the compatibility with the Fortimo SLM Holders. The CoB size is also given in the name of the Holder.



Compatible LED drivers

The Fortimo LED SLM portfolio is compatible with multiple Xitanium & Certa LED drivers. For a detailed overview of all available indoor point drivers, please go to the Xitanium indoor point driver section at pages 84-88 or the Certa indoor point driver section at pages 90-91. To find the best and latest driver module combination for your application, the Easy Design-in Tool is available via Philips.com/technology. Below table shows which Xitanium & Certa LED driver window is compatible with Fortimo LED SLM.

Product specifications

Product type	1202	1203	1205	1208	1211	1216	Order code 12NC
Smart point LED drivers							
Xitanium 20W LH 0.15-0.5A 48V TD/I 230V	•	•	•				929000600303
Xitanium 36W LH 0.3-1A 48V TD/I 230V			•	•			929000870806
Xitanium 50W LH 0.7-1.5A 48V TD/I 230V				•	•	•	929000904106
Fixed point LED drivers							
Xitanium 20W/m 0.15-0.5A 48V 230V	•	•	•				929000893806
Xitanium 36W/m 0.3-1.05A 48V 230V			•	•			929000881806
Xitanium 50W/m 0.5-1.5A 48V 230V				•	•	•	929000934606
Fixed Peak Point LED Drivers							
Xitanium 16W/m 0.35A 46V SC 230V	•	•	•				929001412380
Xitanium 23W/m 0.5A 46V SC 230V	•	•	•	•	•	•	929001412480
Xitanium 32W/m 0.7A 46V SC 230V			•	•	•	•	929001412680
Xitanium 15W 0.35A 42V I 230V	•	•	•				929001410180
Xitanium 21W 0.5A 42V I 230V			•				929001410280
Xitanium 30W 0.7A 42V I 230V			•	•			929001410480
Xitanium 32W 0.75A 42V I 230V			•	•	•	•	929001410580
Xitanium 44W 1.05A 42V I 230V			•	•	•	•	929001410680
CertaDrive 10W 0.25A 40V LPF I 230V	•	•					929001410006
CertaDrive 12W 0.3A 40V LPF I 230V	•	•					929001409506
CertaDrive 15W 0.35A 42V I 230V	•	•	•	•			929000898106
CertaDrive 20W 0.5A 40V I 230V	•	•	•	•			929000898006
CertaDrive 30W 0.7A 42V I 230 V			•	•	•		929000932006
CertaDrive 36W 0.75A 48V I 230 V			•	•	•		929000933506
CertaDrive 34W 0.8A 42V I 230 V			•	•	•		929000932108
CertaDrive 40W 0.9A 43V I 230 V			•	•	•	•	929000933406
CertaDrive 40W 1.05A 38V I 230 V			•	•	•	•	929000931908

Fortimo SLM Gen6 CrispWhite

Spotlight

Fortimo LED SLM CrispWhite is a unique solution that offers an unparalleled rendering of intense white and warm, deep colors within one light source. Fortimo SLM CrispWhite is ideal for use in fashion lighting applications, where the white colors in the fabric and material truly stand out from the display. The CrispWhite portfolio is available in all Fortimo LED SLM Gen5 CoB sizes.

- Features

 - The perfect mix of Crisp White Light and warm colours in one LED source
 - CRI 90
 - Zhaga form factor
 - Tc life of up to 85°C
 - Extend to 6.5mm LES size from G5
 - Philips standard systems warranty applies
- Benefits

 - Outstanding quality of light
 - Easy design-in
 - Very good efficiencies
 - Excellent beam control and small reflector design
 - A reliable and flexible system proposition
- Applications

 - Retail
 - CrispWhite works best for: paper, garment and textiles



Product specifications									
Product type	Light output	Module power	Module efficacy	Module temperature	Color rendering	Color consistency	Tc life	B50/L70 at Tc Life	Order code
	lm	W	lm/W	K	Ra	SDCM	(°C)	Hours	12NC
Fortimo SLM C 930 CW 1202 L06 1215 G6	640	7.0	91	3000	> 90	3	85	> 50,000	929001454306
Fortimo SLM C 930 CW 1203 L09 1619 G6	980	10.6	92	3000	> 90	3	85	> 50,000	929001455706
Fortimo SLM C 930 CW 1205 L13 2024 G6	1710	17.3	99	3000	> 90	3	85	> 50,000	929001459906
Fortimo SLM C 930 CW 1208 L15 2024 G6	2540	25.9	98	3000	> 90	3	85	> 50,000	929001447106
Fortimo SLM C 930 CW 1211 L19 2828 G6	4110	42.4	97	3000	> 90	3	85	> 50,000	929001448506

* Module efficacy is calculated for the typical lm output. For more detailed specifications (including lifetime), please check the datasheets or the Easy Design-in tool.
** The CoB size defines the compatibility with the Fortimo SLM Holders. The CoB size is also given in the name of the Holder.

Compatible LED drivers

The Fortimo LED SLM portfolio is compatible with multiple Xitanium & Certa LED drivers. For a detailed overview of all available indoor point drivers, please go to the Xitanium indoor point driver section at pages 84-88 or the Certa indoor point driver section at pages 90-91. To find the best and latest driver module combination for your application, the Easy Design-in Tool is available via Philips.com/technology. Below table shows which Xitanium & Certa LED driver window is compatible with Fortimo LED SLM.

Product specifications						
Product type	CoB					Order code
	1202	1203	1205	1208	1211	12NC
Smart point LED drivers						
Xitanium 20W LH 0.15-0.5A 48V TD/I 230V	•	•	•			929000600303
Xitanium 36W LH 0.3-1A 48V TD/I 230V			•	•		929000870806
Xitanium 50W LH 0.7-1.5A 48V TD/I 230V				•	•	929000904106
Fixed point LED drivers						
Xitanium 20W/m 0.15-0.5A 48V 230V	•	•	•			929000893806
Xitanium 36W/m 0.3-1.05A 48V 230V			•	•		929000881806
Xitanium 50W/m 0.5-1.5A 48V 230V				•	•	929000934606
Fixed peak point LED drivers						
Xitanium 16W/m 0.35A 46V SC 230V	•	•	•			929001412380
Xitanium 23W/m 0.5A 46V SC 230V	•	•	•	•	•	929001412480
Xitanium 32W/m 0.7A 46V SC 230V			•	•	•	929001412680
Xitanium 15W 0.35A 42V I 230V	•	•	•			929001410180
Xitanium 21W 0.5A 42V I 230V			•			929001410280
Xitanium 30W 0.7A 42V I 230V			•	•		929001410480
Xitanium 32W 0.75A 42V I 230V			•	•	•	929001410580
Xitanium 44W 1.05A 42V I 230V			•	•	•	929001410680

Fortimo SLM Gen6 – Food Warm-White and Food Premium Red

Spotlight

Fortimo LED SLM Food WarmWhite and Fortimo LED SLM Food PremiumRed are dedicated propositions, geared towards fresh food applications. The Fortimo SLM Food WarmWhite offers a specific spectrum enhancing the appearance of fresh food such as bread, fruit and vegetables, whereas the Fortimo LED SLM Food PremiumRed specifically enhances the appearance of fresh meat. Both products are best in class light quality solutions.



Fortimo SLM Gen6 – Food Warm-White and Food Premium Red

Product specifications									
Product type	Light output	Module power	Module efficacy	Color temperature	Color rendering	Color consistency	Tc life	B50/L70 at Tc Life	Order code
	lm	W	lm/W	K	Ra	SDCM	(°C)	Hours	12NC
Fortimo SLM C 925 FWW 1208 L15 2024 G6	2170	25.5	85	Food Warm White	> 92	3	85	> 50,000	929001452680
Fortimo SLM C 930 FPR 1208 L15 2024 G6	2250	25.5	88	Food Premium Red	> 87	3	85	> 50,000	929001452980
Fortimo SLM C 925 FWW 1211 L19 2828 G6	3460	41.6	84	Food Warm White	> 92	3	85	> 50,000	929001452280
Fortimo SLM C 930 FPR 1211 L19 2828 G6	3620	41.6	85	Food Premium Red	> 87	3	85	> 50,000	929001452580

* Module efficacy is calculated for the typical lm output. For more detailed specifications (including lifetime) please check the datasheets or the Easy Design-in Tool.
** The CoB size defines the compatibility with the Fortimo SLM Holders. The CoB size is also given in the name of the Holder.

Compatible LED drivers

The Fortimo LED SLM portfolio is compatible with multiple Xitanium & Certa LED drivers. For a detailed overview of all available indoor point drivers, please go to the Xitanium indoor point driver section at pages 84-88 or the Certa indoor point driver section at pages 90-91. To find the best and latest driver module combination for your application, the Easy Design-in Tool is available via Philips.com/technology. Below table shows which Xitanium & Certa LED driver window is compatible with Fortimo LED SLM.

Product specifications					
Product type	CoB				Order code
	FWW 1208	FPR 1208	FWW 1211	FPR 1211	12NC
Xitanium 36W LH 0.3-1A 48V TD/I 230V	•	•			929000870806
Xitanium 50W LH 0.7-1.5A 48V TD/I 230V	•	•	•	•	929000904106
Xitanium 36W/m 0.3-1.05A 48V 230V	•	•			929000881806
Xitanium 50W/m 0.5-1.5A 48V 230V	•	•	•	•	929000934606
Xitanium 23W/m 0.5A 46V SC 230V	•	•			929001412480
Xitanium 32W/m 0.7A 46V SC 230V	•	•	•	•	929001412680
Xitanium 30W 0.7A 42V I 230V	•	•			929001410480
Xitanium 32W 0.75A 42V I 230V	•	•	•	•	929001410580
Xitanium 44W 1.05A 42V I 230V	•	•	•	•	929001410680

Fortimo SLM holders

Spotlight

Fortimo LED SLM Gen6 CoBs and holders can be ordered separately. This results in even flexibility and an even more extensive product portfolio. Optimized holders are available for spot and downlight applications. For pre-cabled luminaire designs holders with Poke-in connectors can be ordered. Every holder type is available for every CoB size. CoB compatibility is defined by the CoB size. New Zhaga Poke in holder and 35mm Poke in holder are introduced.



Fortimo SLM holders

Product specifications

Product type	Type	CoB count	Wire length mm	Wire type mm2	LES	Order code 12NC
FORTIMO SLM H PI 1215 35 G1	Poke in	1202	NA	0.3-0.75	L6.5	929001538106
FORTIMO SLM H 1619 G1	Standard	1203	600	0.5	L09	929000993580
FORTIMO SLM H DL 1619 G1	Down light	1203	600	0.5	L09	929000993680
FORTIMO SLM H ZP 1619 G1	Zhaga Poke in	1203	NA	0.3-0.75	L09	929001451980
FORTIMO SLM H PI 1619 G1	Poke in	1203	NA	0.3-0.75	L09	929000993780
FORTIMO SLM H 2024 G1	Standard	1204, 1205, 1208	600	0.5	L13, L15	929000980703
FORTIMO SLM H DL 2024 G1	Down light	1204, 1205, 1208	600	0.5	L13, L15	929000980803
FORTIMO SLM H ZP 2024 G1	Zhaga Poke in	1204, 1205, 1208	NA	0.3-0.75	L13, L15	929001452080
FORTIMO SLM H PI 2024 G1	Poke in	1204, 1205, 1209	NA	0.3-0.75	L13, L15	929000980903
FORTIMO SLM H 2828 G1	Standard	1211	600	0.5	L19	929000981003
FORTIMO SLM H DL 2828 G1	Down light	1211	600	0.5	L19	929000981103
FORTIMO SLM H ZP 2828 G1	Zhaga Poke in	1211	NA	0.3-0.75	L19	929001452180
FORTIMO SLM H PI 2828 G1	Poke in	12,111,216	NA	0.3-0.75	L19,L23	929000981203

Fortimo SLM EaseSelect Gen1

Spotlight

Quality of light is key in retail lighting. The need for miniaturization is continuously pushing LED technology for smaller luminaires, often jeopardizing important specifications as flicker, lifetime and reliability. Fortimo LED SLM EaseSelect offers an integrated portfolio that combines the high quality standards of a Philips Fortimo/ Xitanium system with the possibility for a luminaire design without a driver box.

Features

- Low flicker (4% ripple)
- Ease of design-in
- System efficacy of up to 115lm/W
- Long life-time: 50,000 hours
- Excellent color consistency of 3 SDCM
- Same LES and holder types as standard SLM modules (Zhaga)
- Full portfolio with all typical downlight lumen packages (1100lm, 2000lm, 3000lm), different CCTs (Premium White, 4000K) and CRI (80Ra, 90Ra)

Benefits

- Suitable for compact heat sink designs
- Diameter of 70mm and max 90mm incl. heatsink for up to 3000lm
- No driver box needed anymore
- Small LES enabling small reflectors even with small beams
- Heatsink part of the solution
- No cabling needed
- No thermal pad hassle with the CoB
- Simple and easy to maintain

Applications

- Offices
- Public buildings
- Retail



Fortimo SLM EaseSelect Gen1

Product specifications

Product type	Light output	Module power	Module efficacy	Color temperature	Color rendering	Color consistency	Tc life	B50/L70 at Tc Life	Order code
	lm	W	lm/W	K	Ra	SDCM	(°C)	Hours	12NC
Fortimo SLM ES 1100 830 PW L09 G1	1190	12.5	95	3000	> 80	3	85	> 50,000	929001500580
Fortimo SLM ES 1100 840 L09 G1	1190	10.9	109	4000	> 80	3	85	> 50,000	929001500680
Fortimo SLM ES 1100 930 PW L09 G1	1030	12.3	84	3000	> 90	3	85	> 50,000	929001500780
Fortimo SLM ES 2000 830 PW L13 G1	2150	21.5	100	3000	> 80	3	85	> 50,000	929001500880
Fortimo SLM ES 2000 840 L13 G1	2150	18.5	116	4000	> 80	3	85	> 50,000	929001500980
Fortimo SLM ES 2000 930 PW L13 G1	1880	21.6	87	3000	> 90	3	85	> 50,000	929001501080
Fortimo SLM ES 3000 830 PW L15 G1	2860	26.5	108	3000	> 80	3	88	> 50,000	929001501180
Fortimo SLM ES 3000 840 L15 G1	3110	25.9	120	4000	> 80	3	88	> 50,000	929001501280
Fortimo SLM ES 3000 930 PW L15 G1	2510	26.7	94	3000	> 90	3	88	> 50,000	929001501380



Certaflux SLM G1

Spotlight

Certaflux LED SLM Gen1 is a new CoB family from Philips. This range provides a more affordable CoB solution to customers with wide portfolio, and fully compatible with our Philips Drivers. Please also check the online Easy Design-in Tool for your perfect system combination(www.easydesigntool.com)

Features


- Lumen packages from 400lm to 5000lm
- Broad portfolio in terms of CCT 2700K, 3000K, 3500K, 4000K, 5000K & CRI 80, 90 available
- Up to >130lm/W at 85°C Tc
- High Tc of up to 95 for simple heat management
- Pre-configured system propositions both in high lm/W and lm/S
- Large choice of drivers available, including DALI dimming
- Philips standard systems warranty applies

Benefits

- Good quality of light for all applications
- Flexibility to optimize luminaire performance
- A reliable & flexible system proposition

Applications

- Retail
- Hospitality
- Office



Certaflux SLM G1

Product specifications

Product type	Light output	Module power	Module efficacy	Color temperature	Color rendering	Color consistency	Tc max	B50/L70 at Tc Life	Order code
	lm	W	lm/W	K	Ra	SDCM	(°C)	Hours	12NC
CertaFlux SLM C 827 1201 L06 1313 G1	413	3.4	120	2700	> 80	3	85	> 50,000	929001438480
CertaFlux SLM C 830 1201 L06 1313 G1	433	3.4	126	3000	> 80	3	85	> 50,000	929001438580
CertaFlux SLM C 835 1201 L06 1313 G1	441	3.4	129	3500	> 80	3	85	> 50,000	929001438680
CertaFlux SLM C 840 1201 L06 1313 G1	450	3.4	131	4000	> 80	3	85	> 50,000	929001438780
CertaFlux SLM C 850 1201 L06 1313 G1	450	3.4	131	5000	> 80	3	85	> 50,000	929001438880
CertaFlux SLM C 927 1201 L06 1313 G1	342	3.4	100	2700	> 90	3	85	> 50,000	929001438980
CertaFlux SLM C 930 1201 L06 1313 G1	359	3.4	105	3000	> 90	3	85	> 50,000	929001439080
CertaFlux SLM C 935 1201 L06 1313 G1	377	3.4	110	3500	> 90	3	85	> 50,000	929001439180
CertaFlux SLM C 940 1201 L06 1313 G1	385	3.4	112	4000	> 90	3	85	> 50,000	929001439280
CertaFlux SLM C 827 1202 L09 1515 G1	850	6.9	124	2700	> 80	3	85	> 50,000	929001439380
CertaFlux SLM C 830 1202 L09 1515 G1	889	6.9	129	3000	> 80	3	85	> 50,000	929001439480
CertaFlux SLM C 835 1202 L09 1515 G1	907	6.9	132	3500	> 80	3	85	> 50,000	929001439580
CertaFlux SLM C 840 1202 L09 1515 G1	925	6.9	134	4000	> 80	3	85	> 50,000	929001439680
CertaFlux SLM C 850 1202 L09 1515 G1	925	6.9	134	5000	> 80	3	85	> 50,000	929001439780
CertaFlux SLM C 927 1202 L09 1515 G1	702	6.9	102	2700	> 90	3	85	> 50,000	929001439880
CertaFlux SLM C 930 1202 L09 1515 G1	738	6.9	107	3000	> 90	3	85	> 50,000	929001439980
CertaFlux SLM C 935 1202 L09 1515 G1	773	6.9	113	3500	> 90	3	85	> 50,000	929001440080
CertaFlux SLM C 940 1202 L09 1515 G1	790	6.9	115	4000	> 90	3	85	> 50,000	929001440180
CertaFlux SLM C 827 1203 L09 1515 G1	1428	12.2	117	2700	> 80	3	85	> 50,000	929001440280
CertaFlux SLM C 830 1203 L09 1515 G1	1496	12.2	123	3000	> 80	3	85	> 50,000	929001440380
CertaFlux SLM C 835 1203 L09 1515 G1	1525	12.2	125	3500	> 80	3	85	> 50,000	929001440480
CertaFlux SLM C 840 1203 L09 1515 G1	1554	12.2	128	4000	> 80	3	85	> 50,000	929001440580
CertaFlux SLM C 850 1203 L09 1515 G1	1554	12.2	128	5000	> 80	3	85	> 50,000	929001440680
CertaFlux SLM C 927 1203 L09 1515 G1	1181	12.2	97	2700	> 90	3	85	> 50,000	929001440780
CertaFlux SLM C 930 1203 L09 1515 G1	1241	12.2	102	3000	> 90	3	85	> 50,000	929001440880
CertaFlux SLM C 935 1203 L09 1515 G1	1302	12.2	107	3500	> 90	3	85	> 50,000	929001440980
CertaFlux SLM C 940 1203 L09 1515 G1	1331	12.2	109	4000	> 90	3	85	> 50,000	929001441080
CertaFlux SLM C 830 1204 L12 1818 G1	2016	15.6	129	3000	> 80	3	85	> 50,000	929001441180
CertaFlux SLM C 835 1204 L12 1818 G1	2055	15.6	132	3500	> 80	3	85	> 50,000	929001441280
CertaFlux SLM C 840 1204 L12 1818 G1	2096	15.6	135	4000	> 80	3	85	> 50,000	929001441380
CertaFlux SLM C 850 1204 L12 1818 G1	2096	15.6	135	5000	> 80	3	85	> 50,000	929001441480

Product specifications

Product type	Light output	Module power	Module efficacy	Color temperature	Color rendering	Color consistency	Tc max	B50/L70 at Tc Life	Order code
	lm	W	lm/W	K	Ra	SDCM	(°C)	Hours	12NC
CertaFlux SLM C 930 1204 L12 1818 G1	1672	15.6	107	3000	> 90	3	85	> 50,000	929001441580
CertaFlux SLM C 935 1204 L12 1818 G1	1754	15.6	113	3500	> 90	3	85	> 50,000	929001441680
CertaFlux SLM C 940 1204 L12 1818 G1	1795	15.6	115	4000	> 90	3	85	> 50,000	929001441780
CertaFlux SLM C 830 1205 L12 1818 G1	2478	20.7	130	3000	> 80	3	85	> 50,000	929001441880
CertaFlux SLM C 835 1205 L12 1818 G1	2528	20.7	133	3500	> 80	3	85	> 50,000	929001441980
CertaFlux SLM C 840 1205 L12 1818 G1	2577	20.7	135	4000	> 80	3	85	> 50,000	929001442080
CertaFlux SLM C 850 1205 L12 1818 G1	2577	20.7	135	5000	> 80	3	85	> 50,000	929001442180
CertaFlux SLM C 930 1205 L12 1818 G1	2056	20.7	108	3000	> 90	3	85	> 50,000	929001442280
CertaFlux SLM C 935 1205 L12 1818 G1	2156	20.7	113	3500	> 90	3	85	> 50,000	929001442380
CertaFlux SLM C 940 1205 L12 1818 G1	2205	20.7	116	4000	> 90	3	85	> 50,000	929001442480
CertaFlux SLM C 830 1208 L14 1818 G1	3680	29.9	134	3000	> 80	3	85	> 50,000	929001442580
CertaFlux SLM C 835 1208 L14 1818 G1	3753	29.9	136	3500	> 80	3	85	> 50,000	929001442680
CertaFlux SLM C 840 1208 L14 1818 G1	3827	29.9	139	4000	> 80	3	85	> 50,000	929001442780
CertaFlux SLM C 850 1208 L14 1818 G1	3827	29.9	139	5000	> 80	3	85	> 50,000	929001442880
CertaFlux SLM C 930 1208 L14 1818 G1	3054	29.9	111	3000	> 90	3	85	> 50,000	929001442980
CertaFlux SLM C 935 1208 L14 1818 G1	3201	29.9	116	3500	> 90	3	85	> 50,000	929001443080
CertaFlux SLM C 940 1208 L14 1818 G1	3276	29.9	119	4000	> 90	3	85	> 50,000	929001443180

Compatible LED drivers

The Fortimo LED SLM portfolio is compatible with multiple Xitanium & Certa LED drivers. For a detailed overview of all available indoor point drivers, please go to the Xitanium indoor point driver section at pages 84–88 or the Certa indoor point driver section at pages 90–91. To find the best and latest driver module combination for your application, the Easy Design–in Tool is available via Philips.com/technology. Below table shows which Xitanium & Certa LED driver window is compatible with Fortimo LED SLM.

Product specifications

Product type	CoB						Order code
	1201	1202	1203	1204	1205	1208	12NC
Xitanium 10W/m 0.35A 30V SC 230V		•	•	•			929001412280
Xitanium 16W/m 0.35A 46V SC 230V		•	•	•			929001412380
Xitanium 23W/m 0.5A 46V SC 230V			•	•	•		929001412480
Xitanium 28W/m 0.6A 46V SC 230V			•	•	•	•	929001418706
Xitanium 32W/m 0.7A 46V SC 230V				•	•	•	929001412680
Xitanium 36W/m 0.3–1.05A 48V 230V						•	929000881806
Xitanium 15W 0.35A 42V I 230V		•	•	•			929001410180
Xitanium 21W 0.5A 42V I 230V			•	•	•		929001410280
Xitanium 27W 0.6/0.65A 42V I 230V			•	•	•	•	929001412780
Xitanium 32W 0.7/0.75A 42V I 230V				•	•	•	929001410480
Xitanium 36W 0.8A 45V 230V				•	•	•	929000942906
Xitanium 36W 0.8/0.85A 42V I 230V				•	•	•	929001412880
Xitanium 44W 0.9/1.05A 42V I 230V						•	929001410680
CertaDrive 6W 0.15A 40V LPF I 230V	•	•					929001411780
CertaDrive 8W 0.2A 40V I 230V CN		•					929000956080
CertaDrive 8W 0.2A 40V LPF I 230V		•					929001409980
CertaDrive 10W 0.25A 40V I 230V CN		•	•				929000956180
CertaDrive 10W 0.25A 40V LPF I 230V		•	•				929001410006
CertaDrive 12W 0.3A 40V 230V CN		•	•				929000953580
CertaDrive 12W 0.3A 40V LPF I 230V		•	•				929001409506
CertaDrive 15W 0.35A 42V I 230V			•	•			929000898106
CertaDrive 20W 0.5A 40V I 230V			•	•	•		929000898006
CertaDrive 25W 0.6A 42V I 230V				•	•	•	929001410706
CertaDrive 25W 0.6A 42V I 230V CN				•	•	•	929001410780
CertaDrive 30W 0.7A 42V I 230V				•	•	•	929000932006
CertaDrive 30W 0.7A 42V 230V PCB				•	•	•	929001411580

Product specifications

Product type	CoB						Order code
	1201	1202	1203	1204	1205	1208	12NC
CertaDrive 30W 0.7A 42V I 230V				•	•	•	929000932008
CertaDrive 34W 0.8A 42V I 230V					•	•	929000932106
CertaDrive 34W 0.8A 42V I 230V					•	•	929000932108
CertaDrive 38W 0.9A 42V I 230V					•	•	929000933406
CertaDrive 38W 0.9A 42V I 230V					•	•	929000933480
CertaDrive 38W 0.9A 42V 230V PCB					•	•	929001411680
CertaDrive 40W 1.05A 38V I 230V						•	929000931908
CertaDrive 40W 1.05A 38V I 230V						•	929000931906



Linear systems

Enabling design of high-performance linear LED luminaires. Ideal for recessed and surface mounted office luminaires, trunking, waterproof or high bay.



Fortimo LED Line Gen4

Linear

Fortimo LED Line systems are designed to produce pure white light for general lighting applications with high efficiency levels. The Fortimo LED Line portfolio consists of three main ranges of products, which have been differentiated by the number of rows of LEDs on the module. The Fortimo LED Line 1R system, with one row of LEDs on the module, is ideal for applications requiring beam shaping and where light is intended to fall on a vertical surface, such as racking or shelves. The Fortimo LED Line 1R and 3R systems have been designed to produce high efficiency, pure white light, for general lighting applications where diffuse lighting on the horizontal plane is key.

Features

- State-of-the-art LED module efficacy of up to 178 lm/W
- Long life-time: >50,000 hours
- High color rendering (CRI >80 and >90)
- Excellent color consistency of 3 SDCM
- Color temperatures: 3000K, 3500K, 4000K, 5000K and 6500K
- Two LED row : 1R, 3R
- Zhaga compliant

Benefits

- Increased energy efficiency
- Temperature (Tc) range from -40 °C to +80 °C
- Applicable for all fluorescent luminaires replacement
- Smart system with Xitanium driver
- Five year system warranty

Applications

- Offices
- Industry



Fortimo LED Line Gen4

Product specifications

Product type	Light output*	Power consumption*	Module efficacy*	Color temperature	Color rendering index	Tc life	HV/LV	Lifetime	LED Row	Connector position	Order code
	lm	W	lm/W	SDCM	Ra	(°C)		Hours			12NC
Fortimo LED Line 1ft 1100lm 830 1R HV4	1046	6.3	167	3000	80	80	HV	50000	1	Front	929001542306
Fortimo LED Line 1ft 1100lm 840 1R HV4	1100	6.3	176	4000	80	80	HV	50000	1	Front	929001542406
Fortimo LED Line 1ft 1100lm 850 1R HV4	1111	6.3	178	5000	80	80	HV	50000	1	Front	929001542506
Fortimo LED Line 1ft 1100lm 865 1R HV4	1100	6.3	178	6500	80	80	HV	50000	1	Front	929001547006
Fortimo LED Line 1ft 1100lm 830 1R LV4	1046	6.3	167	3000	80	80	LV	50000	1	Front	929001542606
Fortimo LED Line 1ft 1100lm 835 1R LV4	1078	6.3	176	3500	80	80	LV	50000	1	Front	929001542706
Fortimo LED Line 1ft 1100lm 840 1R LV4	1100	6.3	178	4000	80	80	LV	50000	1	Front	929001542806
Fortimo LED Line 1ft 1100lm 850 1R LV4	1111	6.3	178	5000	80	80	LV	50000	1	Front	929001547106
Fortimo LED Line 2ft 2200lm 830 1R HV4	2094	12.5	167	3000	80	80	HV	50000	1	Front	929001542906
Fortimo LED Line 2ft 2200lm 840 1R HV4	2200	12.5	176	4000	80	80	HV	50000	1	Front	929001543006
Fortimo LED Line 2ft 2200lm 850 1R HV4	2222	12.5	178	5000	80	80	HV	50000	1	Front	929001543106
Fortimo LED Line 2ft 2200lm 865 1R HV4	2200	12.5	176	6500	80	80	HV	50000	1	Front	929001543206
Fortimo LED Line 2ft 2200lm 830 1R LV4	2092	12.5	167	3000	80	80	LV	50000	1	Front	929001543306
Fortimo LED Line 2ft 2200lm 835 1R LV4	2155	12.5	176	3500	80	80	LV	50000	1	Front	929001543406
Fortimo LED Line 2ft 2200lm 840 1R LV4	2200	12.5	178	4000	80	80	LV	50000	1	Front	929001543506
Fortimo LED Line 2ft 2200lm 850 1R LV4	2224	12.5	176	5000	80	80	LV	50000	1	Front	929001543606
Fortimo LED Line 1ft 650lm 830 3R HV4	604	3.7	164	3000	80	80	HV	50000	3	Front	929001543706
Fortimo LED Line 1ft 650lm 840 3R HV4	650	3.7	176	4000	80	80	HV	50000	3	Front	929001543806
Fortimo LED Line 1ft 650lm 850 3R HV4	650	3.7	176	5000	80	80	HV	50000	3	Front	929001543906
Fortimo LED Line 1ft 650lm 830 3R LV4	604	3.7	164	3000	80	80	LV	50000	3	Front	929001544006
Fortimo LED Line 1ft 650lm 840 3R LV4	650	3.7	176	4000	80	80	LV	50000	3	Front	929001544106
Fortimo LED Line 1ft 650lm 850 3R LV4	650	3.7	176	5000	80	80	LV	50000	3	Front	929001544206
Fortimo LED Line 1ft 1100lm 830 3R HV4F	1047	6.3	177	3000	80	80	HV	50000	3	Front	929001544306
Fortimo LED Line 1ft 1100lm 840 3R HV4F	1100	5.9	187	4000	80	80	HV	50000	3	Front	929001544406
Fortimo LED Line 1ft 1100lm 850 3R HV4F	1112	5.9	188	5000	80	80	HV	50000	3	Front	929001544506
Fortimo LED Line 1ft 1100lm 930 3R HV4F	1046	7.3	144	3000	90	80	HV	50000	3	Front	929001544606
Fortimo LED Line 1ft 1100lm 940 3R HV4F	1100	7.3	151	4000	90	80	HV	50000	3	Front	929001544706
Fortimo LED Line 2ft 2200lm 830 3R HV4	2094	11.8	177	3000	80	80	HV	50000	3	Front	929001544806
Fortimo LED Line 2ft 2200lm 840 3R HV4	2200	11.8	187	4000	80	80	HV	50000	3	Front	929001544906
Fortimo LED Line 2ft 2200lm 850 3R HV4	2224	11.8	188	5000	80	80	HV	50000	3	Front	929001545006
Fortimo LED Line 1ft 1100lm 830 3R LV4	1047	6.3	177	3000	80	80	LV	50000	3	Front	929001545106
Fortimo LED Line 1ft 1100lm 835 3R LV4	1099	6	182	3500	80	80	LV	50000	3	Front	929001545206
Fortimo LED Line 1ft 1100lm 840 3R LV4	1100	5.9	187	4000	80	80	LV	50000	3	Front	929001545306
Fortimo LED Line 1ft 1100lm 850 3R LV4	1112	5.9	188	5000	80	80	LV	50000	3	Front	929001545406
Fortimo LED Line 1ft 1100lm 830 3R HV4B	1047	6.3	177	3000	80	80	HV	50000	3	Back	929001545506
Fortimo LED Line 1ft 1100lm 840 3R HV4B	1100	5.9	187	4000	80	80	HV	50000	3	Back	929001545606
Fortimo LED Line 1ft 1100lm 850 3R HV4B	1112	5.9	188	5000	80	80	HV	50000	3	Back	929001545706



Non-isolated LED drivers (HV)

Product specifications							
Driver type	Product type	# of LED modules in series					Order code
		1R systems 1ft 1100lm HV	1R systems 2ft 2200lm HV	3R systems 1ft 1100lm HV	3R systems 2ft 2200lm HV	3R systems 1ft 650lm HV	
12NC							
Fixed Output							
	Xitanium 35W 0.08-0.35A 150V S 230V	2-4	1-2	2-4	1-2	3-5	929001506406
	Xitanium 36W 0.12-0.4A 115V 230V	2-3	1	2-3	1	3-4	929000950606
	Xitanium 60W 0.08-0.35A 220V S 230V	4-9	2-4	3-7	1-3	3-7	929001509106
	Xitanium 60W 0.08-0.35A 300V S 230V	3-7	1-3	4-9	2-4	5-10	929001506506
	Xitanium 75W 0.12-0.4A 220V 230V	4-7	2-3	4-7	2-3	6-7	929000950706
1-10V							
	Xitanium 17W 0.12-0.4A 54V 1-10V 230V	1		1		3-4	929000684803
	Xitanium 36W 0.12-0.4A 115V 1-10V 230V	2-3	1	2-3	1	6-7	929000953606
	Xitanium 75W 0.12-0.4A 220V 1-10V 230V	4-7	2-3	4-7	2-3		929000953706
Dimmable							
	Xitanium 17W 0.12-0.4A 54V TD 230V	1		1			929000684703
	Xitanium 35W 0.08-0.35A 150V TD 230V	2-4	1-2	2-4	1-2	3-5	929000993306
	Xitanium 35W 0.08-0.35A 150V TD/16 230V	2-4	1-2	2-4	1-2	3-5	929000993106
	Xitanium 36W 0.12-0.40A 110V TD 230V	2-3	1	2-3	1	5	929000852203
	Xitanium 60W 0.08-0.35A 300V TD 230V	4-9	2-4	4-9	2-4	5-10	929000993406
	Xitanium 60W 0.08-0.35A 300V TD/16 230V	4-9	2-4	4-9	2-4	5-10	929000993206
	Xitanium 75W 0.12-0.40A 215V TD 230V	4-6	2-3	4-7	2-3	6-7	929000852103
Industry							
	Xitanium 100W 0.15-0.5A 300V iXt 230V	5-9	2-4	5-9	2-4		929001506606
	Xitanium 110W 0.2-0.6A 215V TD 230V iXt	5-6	2-3	6-7**	3**		929000877306
	Xitanium 150W 0.2-0.7A 300V TD 230V iXt	7-9	3-4	8-10**	4-5**		929000893306
	Xitanium 150W 0.2-0.7A 300V iXt 230V	7-9	3-4	8-10**	4-5**		929001506706

Isolated LED drivers (LV)

Product specifications						
Driver type	Product type	# of LED modules in series				Order code
		1R systems	1R systems	3R systems	3R systems	
		1ft 1100lm HV	2ft 2200lm HV	1ft 1100lm HV	1ft 650lm HV	
12NC						
Fixed Output						
	Xitanium 36W 0.3-1A 54V 230V	2-4	1,2	2-5	4-7	929000958706
	Xitanium 75W 0.7-2A 54V 230V	4-9	2-4	4-10	6-15	929000958806
1-10V						
	Xitanium 36W 0.3-1A 54V 1-10V 230V	2-4	1,2	2-5	4-7	929000854003
	Xitanium 75W 0.7-2A 54V 1-10V 230V	4-9	2-4	4-10	6-15	929000863503
Dimmable						
	Xitanium 36W 0.3-1A 54V TD 230V	2-4	1,2	2-5	4-7	9290 008 32303
	Xitanium 75W 0.7-2.0A 54V TD 230V	4-9	2-4	4-10	6-15	9290 008 70403
SR drivers						
	Xitanium 36W 0.3-1A 54V SR 230V			2-5	3-7	9290 015 16306
	Xitanium 75W 0.7-2A 54V SR 230V			4-10	6-15	9290 015 05006

Note: The overview shows system configurations of the Fortimo LED modules achieving nominal lumen output. Configurations marked* will give a slightly higher-than-typical flux, configurations marked** will give a slightly lower-than-typical flux (about 90% typical flux) with 200mA output of drivers. Please consult the online Easy Design-in Tool for all possible system configuration, available via philips.com/technology.

Fortimo LED Line HighFlux Gen3

Linear

Fortimo LED Line High Flux systems consist of linear LED modules with high lumens per foot, high energy efficiency and a high quality of light. Fortimo LED Line High Flux systems are designed to enable LED lighting at higher application heights where more light is needed, such as trunking, battens and high-bay applications in warehouses, factories or large-format retail stores. These smart systems come complete with the Xitanium iXt drivers offering the flexibility to adjust current settings to differentiate on lumen output, efficacy and lifetime in extreme temperature conditions.

Features

- High Tc life range from -40°C to +90°C enables extreme ambient temperatures in the lighting application
- LED module efficacy of up to 160 lm/W
- Long life-time: >50,000 hours
- Excellent color consistency of 3 SDCM
- Zhaga compliant

Benefits

- Enabling luminaires for high & rough application heights
- Excellent thermal performance
- High product performance
- Easy design-in
- Flexible specification due to smart Xitanium drivers with Five year system warranty

Applications

- Warehouses
- Factories
- Big retail stores
- Cold storage



Fortimo LED Line HighFlux Gen3

Product specifications

Product type	Light output*	Power consumption	Module *efficacy*	Color temperature	Color rendering index	Tc life	HV/LV	Lifetime	LED Row	Order code
	lm	W	lm/W	SDCM	Ra	(°C)		Hours		12NC
Fortimo LED Line 1ft 2000lm 830 1R HV3	1902	12	159	3000	80	90	HV	50000	1	929001541006
Fortimo LED Line 1ft 2000lm 840 1R HV3	2000	12	167	4000	80	90	HV	50000	1	929001541106
Fortimo LED Line 1ft 2000lm 850 1R HV3	2020	12	169	5000	80	90	HV	50000	1	929001541206
Fortimo LED Line 1ft 2000lm 865 1R HV3	2000	12	167	6500	80	90	HV	50000	1	929001541306
Fortimo LED Line 2ft 4000lm 830 1R HV3	3804	24	159	3000	80	90	HV	50000	1	929001541406
Fortimo LED Line 2ft 4000lm 835 1R HV3	3922	24	164	3500	80	90	HV	50000	1	929001541506
Fortimo LED Line 2ft 4000lm 840 1R HV3	4000	24	167	4000	80	90	HV	50000	1	929001541606
Fortimo LED Line 2ft 4000lm 850 1R HV3	4040	24	169	5000	80	90	HV	50000	1	929001541706
Fortimo LED Line 2ft 4000lm 865 1R HV3	2000	24	167	6500	80	90	HV	50000	1	929001541806
Fortimo LED Line 1ft 2000lm 830 3R HV3	1901	11.2	169	3000	80	90	HV	50000	3	929001541906
Fortimo LED Line 1ft 2000lm 840 3R HV3	2000	11.2	178	4000	80	90	HV	50000	3	929001542006
Fortimo LED Line 1ft 2000lm 850 3R HV3	2019	11.2	180	5000	80	90	HV	50000	3	929001542106
Fortimo LED Line 1ft 2000lm 865 3R HV3	2000	11.2	178	6500	80	90	HV	50000	3	929001542206



Non-isolated LED drivers (HV)

Product specifications

Driver type	Product type	# of LED modules in series			Order code
		1R systems 1ft 1100lm LV	1R systems 2ft 2200lm LV	3R systems 1ft 1100lm LV	
12NC					
Fixed Output					
	Xitanium 35W 0.08-0.35A 150V S 230V	2-3*	1*	2-3*	929001506406
	Xitanium 36W 0.12-0.4A 115V 230V	2-3	1	2-3	929000950606
	Xitanium 60W 0.08-0.35A 220V S 230V	2-5*	1-2*	2-5*	929001509106
	Xitanium 60W 0.08-0.35A 300V S 230V	4-5*	2*	4-5*	929001506506
	Xitanium 75W 0.12-0.4A 220V 230V	4-6	2-3	4-6	929000950706
1-10V					
	Xitanium 17W 0.12-0.4A 54V 1-10V 230V	1	NA	1	929000684803
	Xitanium 36W 0.12-0.4A 115V 1-10V 230V	2-3	1	2-3	929000953606
	Xitanium 75W 0.12-0.4A 220V 1-10V 230V	4-6	2-3	4-6	929000953706
Dimmable					
	Xitanium 17W 0.12-0.4A 54V TD 230V	1	NA	1	929000684703
	Xitanium 35W 0.08-0.35A 150V TD 230V	2-3*	1*	2-3*	929000993306
	Xitanium 35W 0.08-0.35A 150V TD/16 230V	2-3*	1*	2-3*	929000993106
	Xitanium 36W 0.12-0.40A 110V TD 230V	2-3	1	2-3	929000852203
	Xitanium 60W 0.08-0.35A 300V TD 230V	4-5*	2*	4-5*	929000993406
	Xitanium 60W 0.08-0.35A 300V TD/16 230V	4-5*	2*	4-5*	929000993206
	Xitanium 75W 0.12-0.40A 215V TD 230V	4-6	2-3	4-6	929000852103
Industry					
	Xitanium 100W 0.15-0.5A 300V iXt 230V	4-8	2-4	4-8	929001506606
	Xitanium 110W 0.2-0.6A 215V TD 230V iXt	4-7	2-3	4-7	929000877306
	Xitanium 150W 0.2-0.7A 300V TD 230V iXt	5-9	2-4	6-10	929000893306
	Xitanium 150W 0.2-0.7A 300V iXt 230V	4-9	2-4	4-10	929001506706

Note: The overview shows system configurations of the Fortimo LED modules achieving nominal lumen output. Configurations marked* will give a slightly higher-than-typical flux, configurations marked* will give a slightly lower-than-typical flux (about 90% typical flux) with 350mA output of drivers. Please consult the online Easy Design-in Tool for all possible system configuration, available via philips.com/technology.

Fortimo LED Strip Gen4 - 0.5ft, 1ft, 2ft

Linear

Design is a major differentiator for you as a luminaire designer/manufacturer. But you cannot afford to compromise on the quality of light or to accept less than the best in terms of energy efficiency. This third generation of LED Strip makes sure you don't have to. Fortimo LED Strip allows you to design high-performance, slim linear LED luminaires without having to compromise on design freedom, quality of light, or total cost of ownership. The systems are ideal for use in luminaires for direct lighting in offices, banks, schools, public buildings, supermarkets and any applications where predominantly fluorescent lighting is used.

- Features

 - State-of-the-art LED module efficacy of up to 180 lm/W
 - Long life-time: >50,000 hours
 - High color rendering (CRI >80 and >90)
 - Excellent color consistency of 3 SDCM
 - Choice of color temperatures (3000K, 4000K, 5000K and 6500K)
 - Two lumen packages: 650 lm and 1100 lm per foot
 - Small LED module width of only 20mm
 - Enable both front & back-side connectors in 0.5ft & 2ft module
- Benefits

 - Tunable lumen output, efficacy and lifetime
 - Wide temperature (Tc) range from -40 °C to +80 °C
 - Push-in connectors enabling automated wiring
 - Five year system warranty
- Applications

 - Office
 - School
 - Bank
 - Public buildings
 - Supermarkets
 - Industry



Product specifications

Product type	Light output*		Power consumption*		Module efficacy*		Color temperature	Color rendering index	Tc life	HV/LV	Lifetime	Connector position	Order code
	lm	W	lm/W	K	Ra	(°C)					Hours		12NC
Fortimo LED Strip 0.5ft 550lm 830 FC HV4	522	3.1	169	3000	80	70	HV	50000	Front		929001523406		
Fortimo LED Strip 0.5ft 550lm 840 FC HV4	550	3.1	178	4000	80	70	HV	50000	Front		929001523506		
Fortimo LED Strip 0.5ft 550lm 850 FC HV4	555	3.1	180	5000	80	70	HV	50000	Front		929001523606		
Fortimo LED Strip 0.5ft 550lm 930 FC HV4	522	3.9	134	3000	90	70	HV	50000	Front		929001523706		
Fortimo LED Strip 0.5ft 550lm 940 FC HV4	550	3.9	141	4000	90	70	HV	50000	Front		929001523806		
Fortimo LED Strip 0.5ft 550lm 830 FC LV4	522	3.1	169	3000	80	70	LV	50000	Front		929001523906		
Fortimo LED Strip 0.5ft 550lm 840 FC LV4	550	3.1	178	4000	80	70	LV	50000	Front		929001524006		
Fortimo LED Strip 0.5ft 550lm 850 FC LV4	555	3.1	180	5000	80	70	LV	50000	Front		929001524106		
Fortimo LED Strip 0.5ft 550lm 930 FC LV4	522	3.9	134	3000	90	70	LV	50000	Front		929001524206		
Fortimo LED Strip 0.5ft 550lm 940 FC LV4	550	3.9	141	4000	90	70	LV	50000	Front		929001524306		
Fortimo LED Strip 0.5ft 550lm 840 BC HV4	550	3.1	178	4000	80	70	HV	50000	Back		929001527606		
Fortimo LED Strip 0.5ft 550lm 840 BC LV4	550	3.1	178	4000	80	70	HV	50000	Back		929001527706		
Fortimo LED Strip 1ft 650lm 830 FC HV4	617	3.8	164	3000	80	70	HV	50000	Front		929001524406		
Fortimo LED Strip 1ft 650lm 840 FC HV4	650	3.8	173	4000	80	70	HV	50000	Front		929001524506		
Fortimo LED Strip 1ft 650lm 830 FC LV4	617	3.8	164	3000	80	70	LV	50000	Front		929001524606		
Fortimo LED Strip 1ft 650lm 840 FC LV4	650	3.8	173	4000	80	70	LV	50000	Front		929001524706		
Fortimo LED Strip 1ft 1100lm 830 FC HV4	1044	6.2	169	3000	80	70	HV	50000	Front		929001524806		
Fortimo LED Strip 1ft 1100lm 840 FC HV4	1100	6.2	178	4000	80	70	HV	50000	Front		929001524906		
Fortimo LED Strip 1ft 1100lm 850 FC HV4	1110	6.2	180	5000	80	70	HV	50000	Front		929001525006		
Fortimo LED Strip 1ft 1100lm 865 FC HV4	1100	6.2	178	6500	80	70	HV	50000	Front		929001525106		
Fortimo LED Strip 1ft 1100lm 930 FC HV4	1045	7.8	134	3000	90	70	HV	50000	Front		929001525206		
Fortimo LED Strip 1ft 1100lm 940 FC HV4	1100	7.8	141	4000	90	70	HV	50000	Front		929001525306		
Fortimo LED Strip 1ft 1100lm 830 FC LV4	1044	6.2	169	3000	80	70	LV	50000	Front		929001525406		
Fortimo LED Strip 1ft 1100lm 840 FC LV4	1100	6.2	178	4000	80	70	LV	50000	Front		929001525506		
Fortimo LED Strip 1ft 1100lm 850 FC LV4	1110	6.2	180	5000	80	70	LV	50000	Front		929001525606		
Fortimo LED Strip 1ft 1100lm 865 FC LV4	1100	6.2	178	6500	80	70	LV	50000	Front		929001525706		
Fortimo LED Strip 1ft 1100lm 930 FC LV4	1045	7.8	134	3000	90	70	LV	50000	Front		929001525806		
•Fortimo LED Strip 1ft 1100lm 940 FC LV4	1100	7.8	141	4000	90	70	LV	50000	Front		929001525906		



Product specifications

Product type	Light output*		Power consumption*		Module efficacy*		Color temperature	Color rendering index	Tc life	HV/LV	Lifetime	Connector position	Order code
	lm	W	lm/W	K	Ra	(°C)					Hours		12NC
Fortimo LED Strip 2ft 1300lm 830 FC HV4	1234	7.5	164	3000	80	70	HV	50000	Front		929001526006		
Fortimo LED Strip 2ft 1300lm 840 FC HV4	1300	7.5	173	4000	80	70	HV	50000	Front		929001526106		
Fortimo LED Strip 2ft 1300lm 830 FC LV4	1234	7.5	164	3000	80	70	LV	50000	Front		929001526206		
Fortimo LED Strip 2ft 1300lm 840 FC LV4	1300	7.5	173	4000	80	70	LV	50000	Front		929001526306		
Fortimo LED Strip 2ft 2200lm 830 FC HV4	2088	12.4	169	3000	80	70	HV	50000	Front		929001526406		
Fortimo LED Strip 2ft 2200lm 840 FC HV4	2200	12.4	178	4000	80	70	HV	50000	Front		929001526506		
Fortimo LED Strip 2ft 2200lm 850 FC HV4	2200	12.4	180	5000	80	70	HV	50000	Front		929001526606		
Fortimo LED Strip 2ft 2200lm 865 FC HV4	2200	12.4	178	6500	80	70	HV	50000	Front		929001526706		
Fortimo LED Strip 2ft 2200lm 930 FC HV4	2090	15.5	134	3000	90	70	HV	50000	Front		929001526806		
Fortimo LED Strip 2ft 2200lm 940 FC HV4	2200	15.5	141	4000	90	70	HV	50000	Front		929001526906		
Fortimo LED Strip 2ft 2200lm 830 FC LV4	2088	12.4	169	3000	80	70	LV	50000	Front		929001527006		
Fortimo LED Strip 2ft 2200lm 840 FC LV4	2200	12.4	178	4000	80	70	LV	50000	Front		929001527106		
Fortimo LED Strip 2ft 2200lm 850 FC LV4	2200	12.4	180	5000	80	70	LV	50000	Front		929001527206		
Fortimo LED Strip 2ft 2200lm 865 FC LV4	2200	12.4	178	6500	80	70	LV	50000	Front		929001527306		
Fortimo LED Strip 2ft 2200lm 930 FC LV4	2090	15.5	134	3000	90	70	LV	50000	Front		929001527406		
Fortimo LED Strip 2ft 2200lm 940 FC LV4	2200	15.5	141	4000	90	70	LV	50000	Front		929001527506		
Fortimo LED Strip 2ft 2200lm 840 BC HV4	2200	12.4	178	4000	80	70	HV	50000	Back		929001527806		
Fortimo LED Strip 2ft 2200lm 840 BC LV4	2200	12.4	178	4000	80	70	HV	50000	Back		929001527906		

*Light output, power consumption and module efficacy are measured at Tc nom 45 °C

Non-isolated LED drivers (HV)

Product specifications

Driver type	Product type	0.5ft 550lm CRI80	0.5ft 550lm CRI90	1ft 650lm CRI80	1ft 1100lm CRI80	1ft 1100lm CRI90	2ft 1300lm CRI80	2ft 2200lm CRI80	2ft 2200lm CRI90	Order code
12NC										
Fixed output										
Xitanium 36W 0.12-0.4A 115V 230V		5-9	5-8	5-8	3-4	3-4	3-4	2	2	929000950606
Xitanium 75W 0.12-0.4A 220V 230V		10-18	10-18	10-17	5-9	5-9	5-8	3-4	3-4	929000950706
Xitanium 35W 0.08-0.35A 150V S 230V		5-10	5-8	5-8	3-5	3-4	3-4	2	2	929001506406
Xitanium 60W 0.08-0.35A 300V S 230V		10-17	10-14	10-14	5-8	5-7	5-7	3-4	3	929001506506
Xitanium 60W 0.08-0.35A 220V S 230V		6-17	5-14	5-14	3-8	3-7	3-7	2-4	2-3	929001509106
1-10V										
Xitanium 17W 0.12-0.4A 54V 1-10V 230V		3-4	3-4	3-4	2	2	2	1	1	929000684803
Xitanium 36W 0.12-0.4A 115V 1-10V 230V		5-9	5-8	5-8	3-4	3-4	3-4	2	2	929000953606
Xitanium 75W 0.12-0.4A 220V 1-10V 230V		10-18	12-18	10-17	5-9	6-9	5-8	3-4	3-4	929000953706
DALI										
Xitanium 17W 0.12-0.4A 54V TD 230V		3-4	3-4	3-4	2	2	2	1	1	929000684703
Xitanium 36W 0.12-0.4A 110V TD 230V		5-9	5-8	5-8	3-4	3-4	3-4	2	2	929000852203
Xitanium 75W 0.12-0.4A 215V TD 230V		10-17	10-17	10-17	5-8	5-8	5-8	3-4	3-4	929000852103
Xitanium 35W 0.08-0.35A 150V TD 230V		5-10	5-8	5-8	3-5	3-4	3-4	2	2	929000993306
Xitanium 35W 0.08-0.35A 150V TD/16 230V		5-10	5-8	5-8	3-5	3-4	3-4	2	2	929000993106
Xitanium 60W 0.08-0.35A 300V TD 230V		10-17	10-14	10-14	5-8	5-7	5-7	3-4	3	929000993406
Xitanium 60W 0.08-0.35A 300V TD/16 230V		10-17	10-14	10-14	5-8	5-7	5-7	3-4	3	929000993206
Fixed output for industry										
Xitanium 100W 0.15-0.5A 300V iXt 230V		10-24	10-24	10-24	5-12	5-12	5-12	3-6	3-6	929001506606
Xitanium 150W 0.2-0.7A 300V iXt 230V		15-24	12-24	13-24	8-12	6-12	7-12	4-6	3-6	929001506706
Dimmable for industry										
Xitanium 110W 0.2-0.6A 215V TD 230V iXt		11-17	10-17	10-17	6-8	5-8	5-8	3-4	3-4	929000877306
Xitanium 150W 0.2-0.7A 300V TD 230V iXt		15-24	15-24	15-24	8-12	8-12	8-12	4-6	4-6	929000893306
Xitanium 100W 0.15-0.5A 300V iXt TD 230V		10-24	10-24	10-24	5-12	5-12	5-12	3-6	3-6	929001516406
Xitanium 150W 0.2-0.7A 300V iXt TD 230V		15-24	12-24	13-24	8-12	6-12	7-12	4-6	3-6	929001516506
Peak design										
Xitanium 30W 400mA 76V 230V		N/A	N/A	N/A	N/A	N/A	N/A	N/A	N/A	929000830603
Xitanium 40W 0.28A 142V 230V		N/A	N/A	11	N/A	N/A	6	N/A	N/A	929000805103
CertaDrive 30W 350mA 82V 230V		6*	6*	N/A	3*	3*	N/A	N/A	N/A	929000934806
CertaDrive 40W 240mA 160V 230V		12-13**	11-13**	11-12**	6**	6**	6**	3**	3**	929000934906
CertaDrive 30W 330mA 82V 230V		6-7*	6**	6	3*	3**	3	N/A	N/A	929000974806
CertaDrive 40W 360mA 110V 230V		8-9*	8-9*	8-9*	4*	4*	4*	2*	2*	929000974906
CertaDrive 60W 360mA 170V 230V		12-14*	12-13*	12-13*	6-7*	6*	6*	3*	3*	929000975006

Isolated LED drivers (LV)

Product specifications

Driver type	Product type	0.5ft 550lm CRI80	0.5ft 550lm CRI90	1ft 650lm CRI80	1ft 1100lm CRI80	1ft 1100lm CRI90	2ft 1300lm CRI80	2ft 2200lm CRI80	2ft 2200lm CRI90	Order code
12NC										
Fixed output										
Xitanium 36W 0.3-1A 54V 230V		4-10	4-8	4-9	2-5	2-4	2-4	1-2	1-2	929000958706
Xitanium 75W 0.7-2A 54V 230V		8-21	7-17	7-18	4-10	4-8	4-9	2-5	1-4	929000958806
1-10V										
Xitanium 36W 0.3-1A 54V 1-10V 230V		4-10	4-8	4-9	2-5	2-4	2-4	1-2	1-2	929000854003
Xitanium 75W 0.7-2A 54V 1-10V 230V		8-21	7-17	7-18	4-10	3-8	4-9	2-5	1-4	929000863503
DALI										
Xitanium 36W 0.3-1A 54V TD 230V		4-10	4-8	4-9	2-5	2-4	2-4	1-2	1-2	929000832303
Xitanium 75W 0.7-2A 54V TD 230V		8-21	7-17	7-18	4-10	4-8	4-9	2-5	2-4	929000870403
Xitanium 36W 0.3-1A 54V TD 230V		4-10	3-8	3-8	2-5	2-4	2-4	1-2	1-2	929001503606
Xitanium 75W 0.7-2.0A 54V TD 230V		8-21	7-17	7-18	4-10	4-8	4-9	2-5	2-4	929001503706

Isolated LED drivers (LV)

Product specifications

Driver type	Product type	0.5ft 550lm CRI80	0.5ft 550lm CRI90	1ft 650lm CRI80	1ft 1100lm CRI80	1ft 1100lm CRI90	2ft 1300lm CRI80	2ft 2200lm CRI80	2ft 2200lm CRI90	Order code
12NC										
Peak design										
Xitanium 30W 0.8A 38V 230V		N/A	N/A	N/A	N/A	N/A	N/A	N/A	N/A	929000838808
CertaDrive 26W 0.6A 44V 230V		7**	5*-6**	5*-6**	N/A	3**	3**	N/A	N/A	929001411380
CertaDrive 27W 0.5A 54V 230V		N/A	N/A	N/A	N/A	N/A	N/A	N/A	N/A	929001411280
CertaDrive 30W 0.7A 44V 230V		8**	6*	6*-7**	4**	3*	3*	2**	N/A	929001411180
CertaDrive 38W 0.7A 54V 230V		N/A	N/A	N/A	N/A	N/A	N/A	N/A	N/A	929001411080
CertaDrive 40W 0.9A 44V 230V		10**	8**	8*-9**	5**	4**	4*	N/A	2**	929001410980
CertaDrive 44W 1.05A 42V 230V		10*-12**	8*-10**	9*-10**	5*-6**	4**-5*	5**	3**	2*	929001410880
SR										
Xitanium 36W 0.3-1A 54V SR 230V		4-10	3-8	3-8	2-5	2-4	2-4	1-2	1-2	929001516306
Xitanium 75W 0.7-2A 54V SR 230V		8-21	7-17	7-18	4-10	4-8	4-9	2-5	1-4	929001505006

Note: The overview shows system configurations of the Fortimo LED modules achieving nominal lumen output. Configurations marked* will give a slightly higher-than-typical flux, configurations marked** will give a slightly lower-than-typical flux. Please consult the online Easy Design-in Tool for all possible system configuration, available via philips.com/technology.



Fortimo LED Strip Gen4 - 4ft, 5ft

Linear

Design is a major differentiator for you as a luminaire designer/manufacturer. But you cannot afford to compromise on the quality of light or to accept less than the best in terms of energy efficiency. This third generation of LED Strip makes sure you don't have to. Fortimo LED Strip allows you to design high-performance, slim linear LED luminaires without having to compromise on design freedom, quality of light, or total cost of ownership. The systems are ideal for use in luminaires for direct lighting in offices, banks, schools, public buildings, supermarkets and any applications where predominantly fluorescent lighting is used.

Features

- State-of-the-art LED module efficacy of up to 180 lm/W
- Long life-time: >50,000 hours
- High color rendering (CRI >80 and >90)
- Excellent color consistency of 3 SDCM
- Choice of color temperatures (3000K, 5000K and 6500K)
- Two lumen packages: 650 lm and 1100 lm per foot
- Small LED module width of only 20mm
- Enable both front & back-side connectors


Benefits

- Tunable lumen output, efficacy and lifetime
- Wide temperature (Tc) range from -40 °C to +80 °C
- Push-in connectors enabling automated wiring
- Five year system warranty

Applications

- Office
- School
- Bank
- Public building
- Supermarket
- Industry

New!



Fortimo LED Strip Gen4

Product specifications										
Product type	Light output*	Power consumption*	Module efficacy*	Color temperature	Color rendering index	Tc life	HV/LV	Lifetime	Connector position	Order code
	lm	W	lm/W	K	Ra	(°C)		Hours		12NC
Fortimo LED Strip 1150mm 2600lm 830 HV4F	2469	15	165	3000	80	70	HV	50000	Front	929001547406
Fortimo LED Strip 1150mm 2600lm 840 HV4F	2600	15	174	4000	80	70	HV	50000	Front	929001547506
Fortimo LED Strip 1150mm 2600lm 865 HV4F	2600	15	174	6500	80	70	HV	50000	Front	929001547606
Fortimo LED Strip 1150mm 2600lm 830 LV4F	2469	15	165	3000	80	70	LV	50000	Front	929001547706
Fortimo LED Strip 1150mm 2600lm 840 LV4F	2600	15	174	4000	80	70	LV	50000	Front	929001547806
Fortimo LED Strip 1150mm 2600lm 865 LV4F	2600	15	174	6500	90	70	LV	50000	Front	929001547906
Fortimo LED Strip 1150mm 2600lm 830 HV4B	2469	15	165	3000	90	70	HV	50000	Back	929001549806
Fortimo LED Strip 1150mm 2600lm 840 HV4B	2600	15	174	4000	80	70	HV	50000	Back	929001549906
Fortimo LED Strip 1150mm 2600lm 865 HV4B	2600	15	174	6500	80	70	HV	50000	Back	929001550006
Fortimo LED Strip 1150mm 2600lm 830 LV4B	2469	15	165	3000	80	70	LV	50000	Back	929001550106
Fortimo LED Strip 1150mm 2600lm 840 LV4B	2600	15	174	4000	80	70	LV	50000	Back	929001550206
Fortimo LED Strip 1150mm 2600lm 865 LV4B	2600	15	174	6500	80	70	LV	50000	Back	929001550306
Fortimo LED Strip 1150mm 4400lm 830 HV4F	4177	24.7	169	3000	90	70	HV	50000	Front	929001548006
Fortimo LED Strip 1150mm 4400lm 840 HV4F	4400	24.7	178	4000	80	70	HV	50000	Front	929001548106
Fortimo LED Strip 1150mm 4400lm 850 HV4F	4440	24.7	180	5000	90	70	HV	50000	Front	929001548206
Fortimo LED Strip 1150mm 4400lm 865 HV4F	4400	24.7	178	6500	80	70	HV	50000	Front	929001548306
Fortimo LED Strip 1150mm 4400lm 830 LV4F	4177	24.7	169	3000	80	70	LV	50000	Front	929001548406
Fortimo LED Strip 1150mm 4400lm 840 LV4F	4400	24.7	178	4000	80	70	LV	50000	Front	929001548506
Fortimo LED Strip 1150mm 4400lm 850 LV4F	4400	24.7	180	5000	80	70	LV	50000	Front	929001548606
Fortimo LED Strip 1150mm 4400lm 865 LV4F	4400	24.7	178	6500	80	70	LV	50000	Front	929001548706
Fortimo LED Strip 1150mm 4400lm 830 HV4B	4177	24.7	169	3000	80	70	HV	50000	Back	929001550406
Fortimo LED Strip 1150mm 4400lm 840 HV4B	4400	24.7	178	4000	80	70	HV	50000	Back	929001550506
Fortimo LED Strip 1150mm 4400lm 850 HV4B	4440	24.7	180	5000	80	70	HV	50000	Back	929001550606
Fortimo LED Strip 1150mm 4400lm 865 HV4B	4400	24.7	178	6500	80	70	HV	50000	Back	929001550706
Fortimo LED Strip 1150mm 4400lm 830 LV4B	4177	24.7	169	3000	80	70	LV	50000	Back	929001550806
Fortimo LED Strip 1150mm 4400lm 840 LV4B	4400	24.7	178	4000	80	70	LV	50000	Back	929001550906
Fortimo LED Strip 1150mm 4400lm 850 LV4B	4400	24.7	180	5000	80	70	LV	50000	Back	929001551006
Fortimo LED Strip 1150mm 4400lm 865 LV4B	4400	24.7	178	6500	80	70	LV	50000	Back	929001551106
Fortimo LED Strip 1450mm 3250lm 830 HV4F	3086	18.7	165	3000	90	70	HV	50000	Front	929001548806

Product specifications										
Product type	Light output*	Power consumption*	Module efficacy*	Color temperature	Color rendering index	Tc life	HV/LV	Lifetime	Connector position	Order code
	lm	W	lm/W	K	Ra	(°C)		Hours		12NC
Fortimo LED Strip 1450mm 3250lm 840 HV4F	3250	18.7	174	4000	80	70	HV	50000	Front	929001548906
Fortimo LED Strip 1450mm 3250lm 830 LV4F	3086	18.7	165	3000	90	70	LV	50000	Front	929001549006
Fortimo LED Strip 1450mm 3250lm 840 LV4F	3250	18.7	174	4000	80	70	LV	50000	Front	929001549106
Fortimo LED Strip 1450mm 3250lm 830 HV4B	3086	18.7	165	3000	80	70	HV	50000	Back	929001551206
Fortimo LED Strip 1450mm 3250lm 840 HV4B	3250	18.7	174	4000	80	70	HV	50000	Back	929001551306
Fortimo LED Strip 1450mm 3250lm 830 LV4B	3086	18.7	165	3000	80	70	LV	50000	Back	929001551406
Fortimo LED Strip 1450mm 3250lm 840 LV4B	3250	18.7	174	4000	80	70	LV	50000	Back	929001551506
Fortimo LED Strip 1450mm 5500lm 830 HV4F	5222	30.9	169	3000	80	70	HV	50000	Front	929001549206
Fortimo LED Strip 1450mm 5500lm 840 HV4F	5500	30.9	178	4000	80	70	HV	50000	Front	929001549306
Fortimo LED Strip 1450mm 5500lm 850 HV4F	5550	30.9	180	5000	80	70	HV	50000	Front	929001549406
Fortimo LED Strip 1450mm 5500lm 830 LV4F	5222	30.9	169	5000	90	70	LV	50000	Front	929001549506
Fortimo LED Strip 1450mm 5500lm 840 LV4F	5500	30.9	178	4000	80	70	LV	50000	Front	929001549606
Fortimo LED Strip 1450mm 5500lm 850 LV4F	5550	30.9	180	5000	90	70	LV	50000	Front	929001549706
Fortimo LED Strip 1450mm 5500lm 830 HV4B	5222	30.9	169	3000	80	70	HV	50000	Back	929001551606
Fortimo LED Strip 1450mm 5500lm 840 HV4B	5500	30.9	178	4000	80	70	HV	50000	Back	929001551706
Fortimo LED Strip 1450mm 5500lm 850 HV4B	5550	30.9	180	5000	80	70	HV	50000	Back	929001551806
Fortimo LED Strip 1450mm 5500lm 830 LV4B	5222	30.9	169	3000	80	70	LV	50000	Back	929001551906
Fortimo LED Strip 1450mm 5500lm 840 LV4B	5500	30.9	178	4000	80	70	LV	50000	Back	929001552006
Fortimo LED Strip 1450mm 5500lm 850 LV4B	5550	30.9	180	5000	80	70	LV	50000	Back	929001552106



Non-isolated LED drivers (HV)

Product specifications						
Driver type	Product type	# of LED modules in series				Order code 12NC
		4ft 2600lm HV	4ft 4400lm HV	5ft 3250lm HV	5ft 5500lm HV	
Fixed Output						
	Xitanium 36W 0.12-0.4A 115V 230V	2	1	1	1	929000950606
	Xitanium 75W 0.12-0.4A 220V 230V	3-4	2	2-3	1	929000950706
	Xitanium 35W 0.08-0.35A 150V S 230V	2	1	1	1	929001506406
	Xitanium 60W 0.08-0.35A 300V S 230V	3-4	2	2-3	1	929001506506
	Xitanium 60W 0.08-0.35A 220V S 230V	2-4	1-2	1-3	1	929001509106
1-10V						
	Xitanium 17W 0.12-0.4A 54V 1-10V 230V	1	N/A	N/A	N/A	929000684803
	Xitanium 36W 0.12-0.4A 115V 1-10V 230V	2	1	1	1	929000953606
	Xitanium 75W 0.12-0.4A 220V 1-10V 230V	3-4	2	2-3	1	929000953706
Dimmable						
	Xitanium 17W 0.12-0.4A 54V TD 230V	1	N/A	N/A	N/A	929000684703
	Xitanium 36W 0.12-0.4A 110V TD 230V	2	1	1	N/A	929000852203
	Xitanium 75W 0.12-0.4A 215V TD 230V	3-4	2	2-3	1	929000852103
	Xitanium 35W 0.08-0.35A 150V TD 230V	2	1	1	1	929000993306
	Xitanium 35W 0.08-0.35A 150V TD/16 230V	2	1	1	1	929000993106
	Xitanium 60W 0.08-0.35A 300V TD 230V	3-4	2	2-3	1	929000993406
	Xitanium 60W 0.08-0.35A 300V TD/16 230V	3-4	2	2-3	1	929000993206
Industry						
	Xitanium 100W 0.15-0.5A 300V iXt 230V	3-6	2-3	2-5	1-2	929001506606
	Xitanium 150W 0.2-0.7A 300V iXt 230V	3-6	2-3	3-5	2	929001506706
	Xitanium 110W 0.2-0.6A 215V TD 230V iXt	3-4	2	2-3	N/A	929000877306
	Xitanium 150W 0.2-0.7A 300V TD 230V iXt	4-6	2-3	3-5	2	929000893306
	Xitanium 100W 0.15-0.5A 300V iXt TD 230V	3-6	2-3	2-5	1-2	929001516406
	Xitanium 150W 0.2-0.7A 300V iXt TD 230V	3-6	2-3	3-5	2	929001516506
Peak design						
	Xitanium 30W 400mA 76V 230V	N/A	N/A	N/A	N/A	929000830603
	Xitanium 40W 0.28A 142V 230V	3	N/A	N/A	N/A	929000805103
	CertaDrive 30W 350mA 82V 230V	N/A	N/A	N/A	N/A	929000934806
	CertaDrive 40W 240mA 160V 230V	3	N/A	N/A	N/A	929000934906
	CertaDrive 30W 330mA 82V 230V	N/A	N/A	N/A	N/A	929000974806
	CertaDrive 40W 360mA 110V 230V	2	1	2	1	929000974906
	CertaDrive 60W 360mA 170V 230V	3	N/A	N/A	1	929000975006

Isolated LED drivers (LV)

Product specifications						
Driver type	Product type	# of LED modules in series				Order code 12NC
		4ft 2600lm LV	4ft 4400lm LV	5ft 3250lm LV	5ft 5500lm LV	
Fixed Output						
1-10V	Xitanium 36W 0.3-1A 54V 230V	1-2	1	1	1	9290 009 58706
	Xitanium 75W 0.7-2A 54V 230V	2-4	1-2	2-3	1-2	9290 009 58806
	Xitanium 36W 0.3-1A 54V 1-10V 230V		1		1	9290 008 54003
	Xitanium 75W 0.7-2A 54V 1-10V 230V	1-2	1-2	1	1-2	9290 008 63503
Dimmable						
	Xitanium 36W 0.3-1A 54V TD 230V	2-4	1	2-3	1	9290 008 32303
	Xitanium 75W 0.7-2A 54V TD 230V		1-2		1-2	9290 008 70403
	Xitanium 36W 0.3-1A 54V TD 230V	1-2	1	1	1	9290 015 03606
	Xitanium 75W 0.7-2.0A 54V TD 230V	2-4	1-2	2-3	1-2	9290 015 03706
Peak design						
	Xitanium 30W 0.8A 38V 230V	1-2	N/A	1	N/A	9290 008 38808
	CertaDrive 26W 0.6A 44V 230V	2-4	N/A	2-3	N/A	9290 014 11380
	CertaDrive 27W 0.5A 54V 230V		N/A		N/A	9290 014 11280
	CertaDrive 30W 0.7A 44V 230V	2	1	N/A	N/A	9290 014 11180
	CertaDrive 38W 0.7A 54V 230V	N/A	N/A	1	N/A	9290 0141 1080
	CertaDrive 40W 0.9A 44V 230V	N/A	N/A	N/A	1	9290 014 10980
	CertaDrive 44W 1.05A 42V 230V	N/A	N/A	N/A	N/A	9290 014 10880
	Xitanium 36W 0.3-1A 54V SR 230V	N/A	1	N/A	1	9290 015 16306
	Xitanium 75W 0.7-2A 54V SR 230V	2	1-2	N/A	1-2	9290 015 05006



Fortimo LED Square Gen2

Linear

Fortimo LED Square systems consist of white light LED modules with square outer dimensions delivering high energy efficiency and high quality of homogeneous light. These smart systems are completed with the Xitanium drivers offering the flexibility to adjust current settings to differentiate on lumen output, efficacy and lifetime. Fortimo LED Square systems are ideal for office applications where the luminaires require very homogeneous exit surface window. Typical applications are recessed, surface mounted and suspended office luminaires.

Features

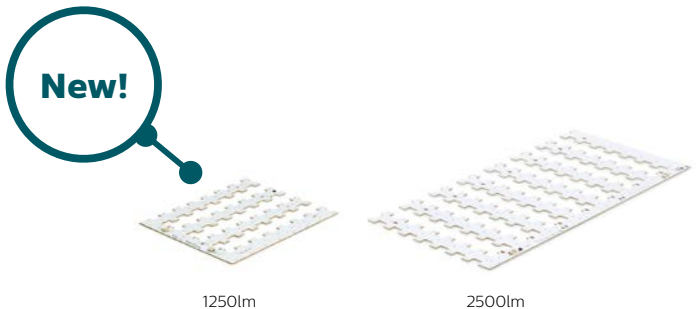
- Homogeneous exit windows for luminaires with depth of 4.5cm
- Module efficiency up to 176lm/W
- Quick mounting of modules with only 1 screw
- Tc up to 80 °C
- High quality of white light

Benefits

- Enabling homogeneous and shallow luminaires
- High energy efficiency
- Improved luminaire manufacturability
- Flexible system with Xitanium drivers
- Fast and easy mounting with less cabling

Applications

- Ideal for office applications
- Recessed, surface mounted or suspended
- Ideal replacement in e.g. a 600x600mm



LED Square 2500lm HV/LV2

Product specifications

Product type	Light output	Power consumption	Module efficacy	Color temperature	Color rendering index	Tc life	HV/LV	lifetime	Order code
	lm	W	lm/W	K	Ra	°C		Hours	12NC
Fortimo LED Square 2500lm 830 HV/LV2	2350	14.4	163	3000	80	65	HV/LV	50000	929001531906
Fortimo LED Square 2500lm 840 HV/LV2	2500	14.4	176	4000	80	65	HV/LV	50000	929001532006
Fortimo LED Square 2500lm 865 HV/LV2	2500	14.4	176	6500	80	65	HV/LV	50000	929001532106

LED Square 1250lm HV/LV2

Product specifications

Product type	Light output	Power consumption	Module efficacy	Color temperature	Color rendering index	Tc life	HV/LV	lifetime	Order code
	lm	W	lm/W	K	Ra	°C		Hours	12NC
Fortimo LED Square 1250lm 830 HV/LV2	1170	7.2	163	3000	80	65	HV/LV	50000	929001531606
Fortimo LED Square 1250lm 840 HV/LV2	1250	7.2	176	4000	80	65	HV/LV	50000	929001531706
Fortimo LED Square 1250lm 865 HV/LV2	1250	7.2	176	6500	80	65	HV/LV	50000	929001531806



Non-isolated LED drivers (HV)

Product specifications

Driver type	Product type	Fortimo LED Square 1250lm HV/LV2	Fortimo LED Square 2500lm HV/LV2	Order code 12NC
Fixed Output				
	Xitanium 36W 0.12-0.4A 110V 230V	2	2	929000814503
	Xitanium 36W 0.12-0.4A 115V 230V	2	2	929000950606
	Xitanium 35W 0.08-0.35A 150V S 230V	2-3	2	929001506406
	Xitanium 75W 0.12-0.4A 220V 230V	3-4	3-4	929000950706
	Xitanium 60W 0.08-0.35A 300V S 230V	3-6	3-4	929001506506
1-10V				
	Xitanium 17W 0.12-0.4A 54V 1-10V 230V	1	1	929000684803
	Xitanium 36W/0.12-0.4A 100V 1-10V 230V	2	2	929000673803
	Xitanium 36W 0.12-0.4A 115V 1-10V 230V	2	2	929000953606
	Xitanium 75W/0.2-0.4A 200V 1-10V 230V	3-4	3-4	929000638203
	Xitanium 75W 0.12-0.4A 220V 1-10V 230V	3-4	3-4	929000953706
Dimmable				
	Xitanium 17W/0.12-0.4A 54V TD 230V	1	1	929000684703
	Xitanium 36W 0.12-0.40A 110V TD 230V	2	2	929000852203
	Xitanium 35W 0.08-0.35A 150V TD 230V	2-3	2	929000993306
	Xitanium 35W 0.08-0.35A 150V TD/16 230V	2-3	2	929000993106
	Xitanium 75W 0.12-0.40A 215V TD 230V	3-4	3-4	929000852103
	Xitanium 60W 0.08-0.35A 300V TD 230V	3-6	3-4	929000993406
	Xitanium 60W 0.08-0.35A 300V TD/16 230V	3-6	3-4	929000993206

Isolated LED drivers (LV)

Product specifications

Driver type	Product type	Fortimo LED Square 1250lm HV/LV2	Fortimo LED Square 2500lm HV/LV2	Order code 12NC
Fixed Output				
	Xitanium 36W/0.3-1A 54V 230V	2-5	1-2	929000853903
	Xitanium 36W/0.3-1A 54V 230V	2-5	1-2	929000958706
	Xitanium 75W/0.7-2A 54V 230V	5-10	3-5	929000863403
	Xitanium 75W/0.7-2A 54V 230V	5-10	3-5	929000958806
1-10V				
	Xitanium 36W/0.3-1A 54V 1-10V 230V	2-5	1-2	929000854003
	Xitanium 75W/0.7-2A 54V 1-10V 230V	5-10	3-5	929000863503
Dimmable				
	Xitanium 36W/0.3-1A 54V TD 230V	2-5	1-2	929000832303
	Xitanium 75W 0.7-2.0A 54V TD 230V	5-10	3-5	929000870403
Industry				
	Xitanium 110W 0.2-0.6A 215V TD 230V iXt	3-4	3-4	929000877306
	Xitanium 150W 0.2-0.7A 300V TD 230V iXt	4-6	4-6	929000893306
	Xitanium 100W 0.15-0.5A 300V iXt 230V	3-6	3-6	929001506606
	Xitanium 150W 0.2-0.7A 300V iXt 230V	3-6	3-6	929001506706

CertaFlux LED Square

Linear

CertaFlux LED Square systems are ideal for office applications where the luminaires require a very homogeneous exit surface window. Typical applications are recessed, surface mounted and suspended office luminaires. The rectangular square is designed to reduce material and assembly cost for the OEM, compared to design of many other brands. The design of the LED module is backwards compatible and the LED pitch remains unchanged compared to the Fortimo LED Square 2500lm, enabling to have one luminaire design for both the high performance and cost oriented segment.

Features

- LED module efficacy of up to 146 lm/W
- Long life-time: >50,000 hours
- High color rendering (CRI >80)
- Excellent color consistency of 4 SDCM
- Variation of color temperatures (3000K, 4000K and 6500K)

Benefits

- Wide operating temperature (Tc) range from -40°C to +80°C
- Push-in connectors enabling automated wiring
- Three year system warranty

Applications

- Ideal for office, home applications
- Recessed, surface mounted or suspended
- Ideal replacement in e.g. a 600x600mm, 500x500mm & below



2500lm

CertaFlux LED Square 2500lm HV/LV1
520x260mm

Product specifications

Product type	Light output	Power consumption	Module efficacy	Color temperature	Color rendering index	Tc life	HV/LV	Lifetime	Order code
	lm	W	lm/W	K	Ra	°C		Hours @ I Nom	12NC
CertaFlux LED Square 2500lm 830 HV/LV1	2360	17.2	137	3000	80	75	Both	50,000	929001517206
CertaFlux LED Square 2500lm 840 HV/LV1	2500	17.2	146	4000	80	75	Both	50,000	929001517306
CertaFlux LED Square 2500lm 865 HV/LV1	2500	17.2	146	6500	80	75	Both	50,000	929001517406

CertaFlux LED Square 2500lm LV1 KR
560x280mm

Product specifications

Product type	Light output	Power consumption	Module efficacy	Color temperature	Color rendering index	Tc life	HV/LV	Lifetime	Order code
	lm	W	lm/W	K	Ra	°C		Hours @ I Nom	12NC
CertaFlux LED Square 2500lm 840 LV1 KR	2500	17.2	145	4000	80	75	LV	50,000	929001445406
CertaFlux LED Square 2500lm 865 LV1 KR	2500	17.2	145	6500	80	75	LV	50,000	929001445506

CertaFlux LED Square 2500lm LV1 KR
450x220mm

Product specifications

Product type	Light output	Power consumption	Module efficacy	Color temperature	Color rendering index	Tc life	HV/LV	Lifetime	Order code
	lm	W	lm/W	K	Ra	°C		Hours @ I Nom	12NC
CertaFlux LED Square 2000lm 840 LV1 KR	2000	14.8	135	4000	80	75	LV	50,000	929001445606
CertaFlux LED Square 2000lm 865 LV1 KR	2000	14.8	135	6500	80	75	LV	50,000	929001445706



Non-isolated LED drivers (HV)

Product specifications

Driver type	Product type	LED Square 2500lm	LED Square 2500lm	LED Square 2000lm	Order code
		HV/LV1	LV1 KR	LV1 KR	12 NC
DALI	Xitanium 150W 0.2-0.7A 300V TD 230V iXt	4,5,6	N/A	N/A	929000893306
	Xitanium 110W 0.2-0.6A 215V TD 230V iXt	3,4	N/A	N/A	929000877306
	Xitanium 75W 0.12-0.4A 215V TD 230V	2,3,4	N/A	N/A	929000852103
	Xitanium 36W 0.12-0.4A 110V TD 230V	1,2	N/A	N/A	929000852203
1-10V	Xitanium 75W 0.12-0.4A 220V 1-10V 230V	2,3,4	N/A	N/A	929000953706
	Xitanium 36W 0.12-0.4A 115V 1-10V 230V	1,2	N/A	N/A	929000953606
	Xitanium 17W 0.12-0.4A 54V 1-10V 230V	N/A	N/A	N/A	929000684803
Fixed output	Xitanium 150W 0.2-0.7A 300V iXt 230V	3,4,5,6	N/A	N/A	929001506706
	Xitanium 100W 0.15-0.5A 300V iXt 230V	3,4,5	N/A	N/A	929001506606
	Xitanium 75W 0.12-0.4A 220V 230V	3,4	N/A	N/A	929000950706
	Xitanium 60W 0.08-0.35A 300V S 230V	3**	N/A	N/A	929001506506
	Xitanium 60W 0.08-0.35A 220V S 230V	2**, 3**	N/A	N/A	929001509106
	Xitanium 36W 0.12-0.4A 115V 230V	1,2	N/A	N/A	929000950606
	Xitanium 35W 0.08-0.35A 150V S 230V	2**	N/A	N/A	929001506406
	CertaDrive 40W 360mA 110V 230V	1,2	N/A	N/A	929000974906
	CertaDrive 60W 360mA 110V 230V	3	N/A	N/A	929000975006

Isolated LED drivers (LV)

Product specifications

Driver type	Product type	LED Square 2500lm	LED Square 2500lm	LED Square 2000lm	Order code
		HV/LV1	LV1 KR	LV1 KR	12 NC
DALI	Xitanium 75W 0.7-2A 54V TD 230V	2,3,4	2,3,4	2,3,4	929000692103
	Xitanium 36W 0.3-1A 54V TD 230V	1,2	1,2	1,2	929000832303
1-10 V	Xitanium 75W 0.7-2A 54V 1-10V 230V	2,3,4	2,3,4	2,3,4	929000863503
	Xitanium 36W 0.3-1A 54V 1-10V 230V	1,2	1,2	1,2	929000854003
Fixed output	Xitanium 75W 0.7-2A 54V 230V	2,3,4	2,3,4	2,3,4,5	929000863403
	Xitanium 36W 0.3-1A 54V 230V	1,2	2	2	929000853903
Peak design	CertaDrive 26W 0.6A 44V 230V	2**	2**	2**	929001411380
	CertaDrive 27W 0.5A 54V 230V	2**	2**	2**	929001411280
	CertaDrive 38W 0.7A 54V 230V	2**	2**	2**	929001411080
	CertaDrive 40W 0.9A 44V 230V	2*	2*	2**	929001410980
	CertaDrive 44W 1.05A 42V 230V	2*	2*	2*	929001410880
SR	Xitanium 36W 0.3-1A 54V SR 230V	1,2	1,2	1,2	929001516306
	Xitanium 75W 0.7-2A 54V SR 230V	2,3,4	2,3,4	2,3,4	929001505006

Note: The overview shows system configurations of the CertaFlux LED modules achieving nominal lumen output. Configurations marked* will give a slightly higher-than-typical flux, configurations marked** will give a slightly lower-than-typical flux. Please consult the online Easy Design-in Tool for all possible system configuration, available via philips.com/technology.

CertaFlux LED Strip Gen3

Linear

While further improving the specifications of our Fortimo range, we focused on offering the most cost-efficient solution for linear LED lighting with our CertaFlux range. CertaFlux LED Strip systems offer good product performance and functionality, with good quality of light, meeting market needs for basic lighting. These cost effective systems are completed with the CertaDrive linear LED driver portfolio, specifically designed to match the CertaFlux LED Strips and focused on lumen packages for high volume applications.

Features

- 775, 1100, 1550lm, 2200lm lumen package for 1ft, 2ft modules
- Efficacy levels surpassing T5 & T8 systems
- High quality white light CRI 80
- 50,000 hours lifetime
- Efficacy up to 145 lm/W
- Color consistency improved at 3 SDCM

Benefits

- > 50% energy saving
- < 1.5 payback period on LED investment
- Improved temperature (Tc) range from -40 °C to +80 °C
- Philips standard systems warranty applies

Applications

- Office: Reception, lobby, corridors, meeting rooms, open offices and pantry areas
- Retail: Aisles, warehouses and storage areas
- Industry: Warehouses, production areas and office areas



CertaFlux LED Strip Gen3

Product specifications

Product type— CertaFlux LED Strip	Light output	Power consumption	Module efficacy	Color temperature	Color rendering index	Tc life	HV/LV	Lifetime	Order code
	lm	W	lm/W	K	Ra	°C		Hours @ I Nom	12NC
CertaFlux LED Strip 1ft 775lm 830 HV3	720	5.3	135	3000	80	80	HV	50000	929001436906
CertaFlux LED Strip 1ft 775lm 840 HV3	775	5.3	145	4000	80	80	HV	50000	929001437006
CertaFlux LED Strip 1ft 775lm 865 HV3	775	5.3	145	6500	80	80	HV	50000	929001437106
CertaFlux LED Strip 1ft 1100lm 830 HV3	1020	7.9	129	3000	80	80	HV	50000	929001437206
CertaFlux LED Strip 1ft 1100lm 840 HV3	1100	7.9	139	4000	80	80	HV	50000	929001437306
CertaFlux LED Strip 1ft 1100lm 865 HV3	1100	7.9	139	6500	80	80	HV	50000	929001437406
CertaFlux LED Strip 2ft 1550lm 830 HV3	1440	10.7	135	3000	80	80	HV	50000	929001437506
CertaFlux LED Strip 2ft 1550lm 840 HV3	1550	10.7	145	4000	80	80	HV	50000	929001437606
CertaFlux LED Strip 2ft 1550lm 865 HV3	1550	10.7	145	6500	80	80	HV	50000	929001437706
CertaFlux LED Strip 2ft 2200lm 830 HV3	2040	15.8	129	3000	80	80	HV	50000	929001437806
CertaFlux LED Strip 2ft 2200lm 840 HV3	2200	15.8	139	4000	80	80	HV	50000	929001437906
CertaFlux LED Strip 2ft 2200lm 865 HV3	2200	15.8	139	6500	80	80	HV	50000	929001438006

Non-isolated CertaDrive drivers (HV)

Product specifications

Driver type	Product type	# of LED modules in series	Order code 12NC
Fixed			
	CertaDrive 27W 0.21A 130V 230V	2x 2ft 1550lm 2x 2ft 1550lm + 1x 1ft 775lm	Availabe in March 2017
	CertaDrive 30W 0.29A 102V 230V	2x 2ft 2200lm 2x 2ft 2200lm + 1x 1ft 1100lm	Availabe in March 2017
	CertaDrive 44W 0.32A 137V 230V	2x 2ft 2200lm 2x 2ft 2200lm + 1x 1ft 1100lm	Availabe in March 2017


Non-isolated Xitanium drivers (HV)

Product specifications

Driver type	Product type	# of LED modules in series				Order code 12NC
		1ft 1100lm	2ft 2200lm	1ft 775lm	2ft 1550lm	
Fixed Output						
	Xitanium 35W 0.08-0.35A 150V S 230V	3-4	2	3-4	2-3	929001506406
	Xitanium 36W 0.12-0.4A 115V 230V	3-4	2	3-4	2-3	929000950606
	Xitanium 60W 0.08-0.35A 220V S 230V	3-7	2-3	4-11	2-5	929001509106
	Xitanium 60W 0.08-0.35A 300V S 230V	5-7	3	6-11	3-5	929001506506
	Xitanium 75W 0.12-0.4A 220V 230V	5-8	3-4	3-6	2-3	929000950706
1-10V						
	Xitanium 17W 0.12-0.4A 54V 1-10V 230V	2	1	2	1	929000684803
	Xitanium 36W 0.12-0.4A 115V 1-10V 230V	3-4	2	3-6	2-3	929000953606
	Xitanium 75W 0.12-0.4A 220V 1-10V 230V	5-8	3-4	6-11	3-5	929000953706
Dimmable						
	Xitanium 17W 0.12-0.4A 54V TD 230V	2	1	2	1	929000684703
	Xitanium 35W 0.08-0.35A 150V TD 230V	3-4	2	3-6	2-3	929000993306
	Xitanium 35W 0.08-0.35A 150V TD/16 230V	3-4	2	3-6	2-3	929000993106
	Xitanium 36W 0.12-0.40A 110V TD 230V	3-4	2	3-5	2	929000852203
	Xitanium 60W 0.08-0.35A 300V TD 230V	5-7	3	6-11	3-5	929000993406
	Xitanium 60W 0.08-0.35A 300V TD/16 230V	5-7	3	6-11	3-5	929000993206
	Xitanium 75W 0.12-0.40A 215V TD 230V	5-8	3-4	6-11	3-5	929000852103
Industry						
	Xitanium 100W 0.15-0.5A 300V iXt 230V	5-12	3-6	6-16	3-8	929001506606
	Xitanium 150W 0.2-0.7A 300V iXt 230V	6-12	3-6	9-16	5-8	929001506706
	Xitanium 100W 0.15-0.5A 300V iXt TD 230V	5-12	3-6	6-16	3-8	929001516406
	Xitanium 110W 0.2-0.6A 215V TD 230V iXt	5-8	3-4	6-11	3-5	929000877306
	Xitanium 150W 0.2-0.7A 300V TD 230V iXt	7-12	4-6	9-16	5-8	929000893306
	Xitanium 150W 0.2-0.7A 300V iXt TD 230V	6-12	3-6	9-16	5-8	929001516506

Outdoor systems

Where reliability and energy-efficiency matters.
Outdoor LED lighting components must be cost-effective building blocks that can be smartly configured to create tailored outdoor luminaires for various applications.



Fortimo FastFlex Gen3

Outdoor

The Fortimo FastFlex LED system Gen3 portfolio has been designed to offer a suitable solution to OEMs who want to distinguish themselves through their fixture design and speed to market, as well as OEMs wanting to differentiate their propositions based on optical (photometric) performance. As a result the standard Fortimo FastFlex Gen3 2 x 8 and 2 x 4 are designed for those looking for a “one stop shop”, where board and lens are provided by Philips, allowing a short fixture development cycle, while enabling good optical flexibility with its eight standard light distributions.

For OEMs looking to have a unique photometric performance, the new Fortimo FastFlex Differentiation Family (DA and DS Gen3) are designed to operate together with third party lenses, enabling an unlimited number of possible optical configurations, allowing the use of standard components for a unique photometric result. In the new generation, two new variants are launched. Fortimo FastFlex DA Gen 3 (differentiation array) and Fortimo FastFlex DS Gen3 (differentiation single) have been designed to the best in class efficacy, life time, and lumen depreciation specifications; while providing the maximum optical freedom, to differentiate in the market with unique light distribution.

This exceptional optical freedom comes with the possibility of using lens arrays, or individual lenses in combination with the DA or DS FastFlex variants. While the Fortimo FastFlex DA in combination with lens arrays offers an excellent compromise between optical uniqueness and assembly speed, the Fortimo FastFlex DS excels in terms of maximum differentiation, as each LED can be tuned to a given light distribution.

Features

- Modular approach to luminaire design; choice of 4 optical distributions
- Color temperatures: 3000K, 4000K and 5700K
- Patented interface between lens, module and mounting surface
- High Tcase 75 °C
- CRI 70 or 80

Benefits

- A perfect match for any project
- Flexible system design
- Easy factory assembly and reliable lifetime performance
- Low cost of thermal management
- Minimal scrap and outdated component cost

Applications

- Road lighting
- Flood and area lighting
- Urban street lighting
- Tunnels
- High bay



Fortimo FastFlex Gen3

Fortimo FastFlex Gen3

Product specifications

Product type	Module power	Module efficacy typical	Light output	Correlated color temperature	Color rendering index	Tc	Thermal load	Max input voltage	Color consistency	Lifetime 90% survivals	Order code
	W	lm/W	lm	K	min. CRI	(°C)	W	V	SDCM	Hours	12NC
Fortimo FastFlex LED board 2x8/730 G3	24	137	3245	3000	> 70	75	14.6	50	4*	> 50,000**	929000954706
Fortimo FastFlex LED board 2x8/740 G3	24	148	3505	4000	> 70	75	14	50	4*	> 55,000**	929000954806
Fortimo FastFlex LED board 2x8/757 G3	24	151	3575	5700	> 70	75	14	50	4*	> 55,000**	929000954906
Fortimo FastFlex LED board 2x8/840 G3	24	137	3245	4000	> 80	75	14.6	50	4*	> 55,000**	929000955006
Fortimo FastFlex LED board 2x4/740 G3	12	148	1753	4000	> 70	75	7	25	4*	> 55,000**	929000955306
Fortimo FastFlex LED board 2x4/730 G3	12	137	1623	3000	> 70	75	7.3	25	4*	> 55,000**	929000955206
Fortimo FastFlex LED board 2x8/730 DA G3	24	137	3245	3000	> 70	75	14.6	50	4*	> 55,000**	929000955706
Fortimo FastFlex LED board 2x8/740 DA G3	24	148	3505	4000	> 70	75	14	50	4*	> 55,000**	929000955806
Fortimo FastFlex LED board 2x8/757 DA G3	24	151	3575	5700	> 70	75	14	50	4*	> 55,000**	929000955906
Fortimo FastFlex LED board 2x8/730 DS G3	24	137	3245	3000	> 70	75	14.6	50	4*	> 55,000**	929000955406
Fortimo FastFlex LED board 2x8/740 DS G3	24	148	3505	4000	> 70	75	14	50	4*	> 55,000**	929000955506
Fortimo FastFlex LED board 2x8/757 DS G3	24	151	3575	5700	> 70	75	14	50	4*	> 55,000**	929000955606

Note: Light output is specified at board level (lens optical losses not included).
When using standard Fortimo FastFlex lenses, optical losses of 4% need to be taken into account. Specification given at 530 mA and Tc 75 °C.
*Typical color consistency specified at beginning of life time.
** Charts presenting module's Tc and current vs expected lifetime (up to 100,000 hours), as well as module's Tc and current vs expected lumen depreciation (L70 and above are available via your sales representative.

FastFlex LED Lenses and clip Gen2

Product specifications

Product type	Order code
	12NC
FastFlex lens 2x8/II-X Gen2	929000873806
FastFlex lens 2x8/III-X Gen2	929000873906
FastFlex lens 2x8/IV-X Gen2	929000874006
FastFlex lens 2x8/V Gen2	929000874106
FastFlex lens 2x8/HB65 Gen2	929000896306

Product type	Order code
	12NC
FastFlex lens 2x8/II-X WTR Gen2	929000906206
FastFlex lens 2x4/SW-X Gen2	929000897406
FastFlex lens 2x4/V_C Gen2	929000897506
FastFlex module clip	929000948106
FastFlex lensless mounting Gen 2	929000904506

Recommended Drivers for Fortimo Fast Flex Gen 3 can be found thru the Philips Easy Design-in tool.
Please visit our website at www.lighting.philips.com.sg/oem-sg

Fortimo FastFlex Gen4

Outdoor

The Fortimo FastFlex Gen4 system continues to focus on offering a suitable solution to OEMs who want to distinguish themselves through their fixture design and speed to market, as well as OEMs wanting to differentiate their propositions based on optical (photometric) performance.

The Standard Fortimo FastFlex are products designed for OEMs looking for a “one stop shop” where, boards and lenses are provided by Philips allowing a short fixture development cycle while, enabling basic optical flexibility with its eight standard light distributions

For OEMs looking to have a unique photometrical performance, in addition to FastFlex Differentiation Array (DA) FastFlex Differentiation Protected and Differentiation Compact (DP & DC) were designed to operate together with third party lenses – enabling an endless number of possible optical configurations as well as IP rating.

New FastFlex Differentiation Value (DV) brings the flexibility of the “Differentiation” propositions while, offering an outstanding lumen per dollar; enabling good enough lighting solutions for outdoor and industrial applications.

Features

- Modular approach to luminaire design; four board form factors (2x2, 2x4, 2x6, 2x8)
- High energy efficacy, up to 175 Lm/W
- Color temperatures: 2700K, 3000K, 4000K, 5000K, 5700K
- Patented interface between lens, module and mounting surface
- High Tcase, up to 100 °C
- CRI 70 or 80

Benefits

- Perfectly match each project's needs
- Flexible system design
- Easy factory assembly and reliable lifetime performance
- Low cost of thermal management
- Minimal scrap and outdated component cost

Applications

- Road lighting
- Flood and area lighting
- Urban street lighting
- Tunnels
- High bay

Estimated availability, April 2017



Fortimo FastFlex Gen4

Product specifications

Product type	Order code
	12NC
Fortimo FastFlex LED 2x8/730 G4	9290 015 62506
Fortimo FastFlex LED 2x8/740 G4	9290 015 62606
Fortimo FastFlex LED 2x8/757 G4	9290 015 62706
Fortimo FastFlex LED 2x8/830 G4	9290 015 62806
Fortimo FastFlex LED 2x8/840 G4	9290 015 62906
Fortimo FastFlex LED 2x8/730 X G4	9290 015 72906
Fortimo FastFlex LED 2x8/740 X G4	9290 015 73006
Fortimo FastFlex LED 2x6/730 G4	9290 015 73806
Fortimo FastFlex LED 2x6/740 G4	9290 015 73906
Fortimo FastFlex LED 2x4/730 G4	9290 015 63006
Fortimo FastFlex LED 2x4/740 G4	9290 015 63106
Fortimo FastFlex LED 2x8/730 DA G4	9290 015 63506
Fortimo FastFlex LED 2x8/740 DA G4	9290 015 63606
Fortimo FastFlex LED 2x8/757 DA G4	9290 015 63806
Fortimo FastFlex LED 2x8/765 DA G4	9290 015 63906
Fortimo FastFlex LED 2x8/827 DA G4	9290 015 64006
Fortimo FastFlex LED 2x8/830 DA G4	9290 015 64106
Fortimo FastFlex LED 2x8/840 DA G4	9290 015 64206

Product type	Order code
	12NC
Fortimo FastFlex LED 2x8/730 DAX G4	9290 015 73106
Fortimo FastFlex LED 2x8/740 DAX G4	9290 015 73206
Fortimo FastFlex LED 2x6/730 DA G4	9290 015 65006
Fortimo FastFlex LED 2x6/740 DA G4	9290 015 65106
Fortimo FastFlex LED 2x6/840 DA G4	9290 015 65706
Fortimo FastFlex LED 2x6/730 DAX G4	9290 015 74006
Fortimo FastFlex LED 2x6/740 DAX G4	9290 015 74106
Fortimo FastFlex LED 2x4/730 DA G4	9290 015 65806
Fortimo FastFlex LED 2x4/740 DA G4	9290 015 65906
Fortimo FastFlex LED 2x4/840 DA G4	9290 015 66506
Fortimo FastFlex LED 2x2/730 DA G4	9290 015 66606
Fortimo FastFlex LED 2x2/740 DA G4	9290 015 66706
Fortimo FastFlex LED 2x2/840 DA G4	9290 015 67306
Fortimo FastFlex LED 2x6/730 DP G4	9290 015 64306
Fortimo FastFlex LED 2x6/740 DP G4	9290 015 64406
Fortimo FastFlex LED 2x6/840 DP G4	9290 015 64906
Fortimo FastFlex LED 2x6/730 DPX G4	9290 015 73306
Fortimo FastFlex LED 2x6/740 DPX G4	9290 015 73406

CertaFlux PLM

Outdoor

The CertaFlux PLM is an integrated module solution with IP66 protection, excellent optical and heat management, made possible by its mid-power LED and glass lens technology. The entire system set includes PLM module, IP67 driver and connectors, creating a total IP solution perfect for easy design-in for outdoor applications. CertaFlux PLM is a modular system with each module having a lumen output of 3000lm or 4500lm. The portfolio has been broadened to include color temperatures of 4000K and 5000K, suitable for new streetlight installations and could replace SON 150W, 250W and 400W.

- Features

 - Integrated heat sink and optics
 - Complete IP66 system including module, driver and connector
 - Color temperatures: 3000K, 4000K and 5000K
 - CRI 70/80
 - 50,000 hours lifetime
- Benefits

 - Easy design-in
 - Relatively low investment
 - Reliable and flexible
 - Good value-for-money
- Applications

 - Streetlight



CertaFlux PLM

Product specifications

Product type	Light output	Power	System efficacy	Module efficacy	Input voltage	Color temperature index	Color rendering	Color consistency	Lifetime	Order code
	lm	W	lm/W	lm/W	V	K	Ra	SDCM	Hours	12NC
CertaFlux PLM II 3000lm 740 Gen1	3000	25.2	106	119	36	4000	70	6	50,000*	929000895808
CertaFlux PLM II 3000lm 830 Gen1	3000	25.3	107	119	36.1	3000	80	6	50,000*	929000947708
CertaFlux PLM II 3000lm 850 Gen1	2850	25.3	101	113	36.1	5000	80	6	50,000*	929000901108
CertaFlux PLM II 4500lm 730 Gen1	4150	33.6	113	124	48	3000	70	6	50,000*	929001444980
CertaFlux PLM II 4500lm 740 Gen1	4500	33.6	123	134	48	4000	70	6	50,000*	929001445080
CertaFlux PLM II 4500lm 750 Gen1	4500	33.6	123	134	48	5000	70	6	50,000*	929001445180

*@ Tamb 30°C

CertaFLux PLM II multi-connectors

Product specifications

Product	Order code 12NC
CertaFlux PLM 2/3 multi-connector CSA	929001450408
CertaFlux PLM 4/5 multi-connector CSA	929001450508

Recommended Drivers for CertaFlux PLM II can be found thru the Philips Easy Design-in tool. Please visit our website at www.lighting.philips.com.sg/oem-sg

Fortimo High Bay Solution (HBS)

Outdoor

The Fortimo High Bay Solution (HBS) is an integrated module solution with IP65 protection, excellent optical and heat management that offers high energy efficacy and high quality of light. The Fortimo HBS solution is designed to enable LED lighting in Industry (high-bay) applications – warehouses, factories, large-format retail stores. A range of compatible IP67 Xtanium drivers complement the HBS solution in order to further differentiate on efficacy and lifetime under extreme temperature conditions. The portfolio is suitable to replace SON 150W, 250W and 400W solutions.

- Features

 - IP65 integrated heat sink and optics
 - High energy efficacy, up to 140 Lm/W
 - Various lumen-level solutions, 10K, 15K, 20K, 30K Lm
 - 2 Color temperatures: 3000K, 4000K
 - CRI 70/80
 - Enables complete IP65 system with IP driver and connector
- Benefits

 - Easy design-in
 - Relatively low investment
 - Reliable and flexible
 - 5 years system warranty
- Applications

 - High Bay industrial lighting

Estimated availability, April 2017





LED electronics Easy Design-in tool


In order to help luminaire manufacturers find their way through the growing maze of complexity of LED systems and the different specifications they are capable of achieving, Philips has developed a Easy Design-in tool. Here you can experiment with the effects of tuning and combining LED modules and drivers, establishing the right settings needed to customize your LED luminaire.

With the Philips Easy Design-in tool you can adjust optical, thermal, electrical and mechanical specifications of Philips LED systems to get your shopping list of associated LED modules and drivers.

The Philips Easy Design-in tool is an online platform that covers all Philips Fortimo LED modules portfolio, Xitanium LED indoor and outdoor drivers, CertaFlux and CertaDrive LED systems, with the exception of modules with integrated drivers.

The new Easy Design-in tool

The Philips Easy Design-in tool aims to help you navigate systematically, through the specifications and decisions that one needs to make to get to a recommended LED systems of a best match. A calculation engine is introduced here, with simple filters for you to click and select, to come close to a LED system needed for your particular luminaire in mind. This tool then helps narrow down your options, directing you to a set of tools best suitable for your design-in application.



Method 1

Calculate and select by desired lumen output, efficiency level, measurement requirements, CCT, or CRI



Match the LED modules to the driver options, with the appropriate window settings




Method 2

Start with a family of Philips LED modules that you already have in mind



Explore the options for your particular luminaire needs

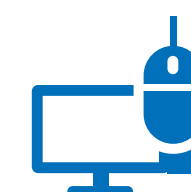


Method 3

Start with a LED module that you have developed yourself, or sourced elsewhere



Select just the driver options available to complement your module



To try the Philips Easy Design-in tool, please visit our website at www.lighting.philips.com.sg/oem-asia

LED drivers portfolio	68
Our range	69
Philips Xitanium SR driver	70
Driving connected lighting	
Outdoor drivers	
Xitanium Full Programmable	76
Xitanium lite programmable	77
Xitanium Adjustable Output Current	78
Xitanium Dim Single Current	80
Xitanium Single Current	81
Indoor point drivers	
Xitanium Programmable	84
Xitanium Adjustable Output Current (LH Family)	85
Xitanium Adjustable Output Current (Mini Family)	86
Xitanium Single Current (Mini Family)	87
Xitanium Single Current	88
Certadrive Single Current	90
Certadrive Single Current (LPF Family)	91
TrustSight LED Emergency systems point/downlight	92
Indoor linear drivers	
Xitanium Programmable	96
Xitanium Adjustable Output Current	97
Xitanium Single Current	98
Certadrive Single Current	100
TrustSight LED emergency systems	101
LED Transformer	
Performance	104
Mainstream	105
MultiOne Configurator	107



LED drivers

LED drivers portfolio

Our range of Philips LED drivers are categorized for you to match your business requirements with ease. Refer to each range description to find out more.

	Outdoor drivers	Point drivers	Linear drivers
<div>S</div> <div>Statement</div> <div>Connected and programmable</div>	<div>Xitanium Full Programmable</div> <div>  <div>S175S240</div> </div>	<div>Xitanium Programmable</div> <div>  <div>L200L224</div> </div>	<div>Xitanium Programmable</div> <div>  <div>L280L360</div> </div>
<div>P</div> <div>Performance</div> <div>Flexible and future-proof</div>	<div>Xitanium Lite Programmable</div> <div>  <div>S175S240I175</div> </div> <div>Xitanium Adjustable Output Current</div> <div>  <div>I220I250</div> </div>	<div>Xitanium Adjustable Output Current (LH Family)</div> <div>  <div>L150L190</div> </div> <div>Xitanium Adjustable Output Current (Mini Family)</div> <div>  <div>L97</div> </div>	<div>Xitanium Adjustable Output Current</div> <div>  <div>L280L360L425</div> </div>
<div>C</div> <div>Core</div> <div>Performance and reliability</div>	<div>Xitanium Dim Single Current</div> <div>  <div>Y-canI175I165</div> </div> <div>  <div>I240Q-canI220</div> </div>	<div>Xitanium Single Current (Mini Family)</div> <div>  <div>L97</div> </div> <div>Xitanium Single Current</div> <div>  <div>L115L108</div> </div>	<div>Xitanium Single Current</div> <div>  <div>L280</div> </div>
<div>E</div> <div>Entry</div> <div>Foundation</div>	<div>Xitanium Single Current</div> <div>  <div>S157I160</div> </div> <div>  <div>Y-canI175</div> </div>	<div>CertaDrive Single Current</div> <div>  <div>L115L108</div> </div> <div>Certadrive Single Current (LPF Family)</div> <div>  <div>L88</div> </div>	<div>CertaDrive Single Current</div> <div>  <div>L138L210</div> </div> <div>  <div>L150L280L195</div> </div>

Our range

Philips has designed these main range to help you with your application segmentation, and to facilitate easy selection of the most appropriate drivers to meet your needs.



Xitanium LED Drivers

Xitanium LED drivers are reliable, robust and offer flexibility through the operating window and its smart features. They are designed for indoor and outdoor applications, and are available in various form factors with fixed light output, dimmable and programmable options. Offering the flexibility of carrying out late stage programming and drivers configuration, when required.

Features and benefits

Low ripple current. Camera-friendly and minimizes flickering.

Lifetime: Up to 100,000hours lifetime.

Intelligent, DALI 2.0 compliant, enabling connectivity/Internet of Things (IoT).

SimpleSet: Wireless configuration technology.

Best in class performance and energy efficient. Comes in spec-grade performance (THD/PF).


CertaDrive LED Drivers

CertaDrive LED drivers are designed to meet the market needs for basic lighting. They are ideal for high volume applications together with Certaflex LED modules. Offering basic specifications, such as specific current and voltage settings, they come with a standard system warranty for your peace of mind.




Philips Xitanium SR driver

Driving **connected** lighting



Connected lighting brings opportunities for energy saving, data collection, space management, and more. It enhances user comfort and enables cost benefits. The Philips Xitanium SR LED driver plays an important role as a building block for connected luminaires. It works seamlessly with a range of sensors, and smooths the path to the Internet of Things. With the Xitanium SR LED driver, it's easier to create luminaires for connected lighting applications.



Simplified luminaire design

The Xitanium SR LED driver is sensor ready. This means it doesn't just provide power conversion for LED lighting, it also features integrated sensor controllers, power supplies and energy metering functionality. Everything is integrated, hence very few external components are required. As a result, luminaire design, manufacture and installation are greatly simplified and more cost effective.

Every luminaire becomes a node

By delivering actionable operational data such as energy consumption, daylight harvesting and occupancy patterns to a building management

system, every luminaire becomes a connected lighting node. The Xitanium SR LED driver is a simple and cost effective way of stepping into the rapidly growing world of connected lighting.

Accelerate your connected lighting business

Standard DALI 2.0 communications between driver and sensor means that you can choose from a wide range of sensor manufacturers to design the solutions that are right for you and your customers. By working together and matching technologies, OEMs, sensor manufacturers and system integrators help realize seamless connectivity.

SR Certified program

For the ultimate reassurance of connectivity, Philips has also introduced the SR Certified program, which is a list of all companies, components and sensors that are certified to work with the Xitanium SR LED driver. It's the seal of approval you need for putting together a connected solution from participating parts suppliers and service providers. The world of connected lighting is growing fast. You can play a role in accelerating its growth.

The SR Certified program is a foundation for successful partnerships. Let's connect.



EasyAir office sensor the wireless solution



The Philips EasyAir office sensor wireless sensor range is compatible with the Xitanium SR LED driver. These sensors provide cost effective, mainstream sensing, as well as easy integration.

Adding sensors to luminaires brings huge benefits in terms of energy management and building regulation conformity. Existing sensors are bulky, expensive and difficult to design-in. The Philips EasyAir office sensor changes all this. The sensor's single-box, luminaire-mounting format and two wire connection helps you to save time and costs when integrating occupancy

sensing and daylight harvesting into your luminaires. The EasyAir office sensor is designed to be luminaire-integrated which reduces the likelihood of errors during installation.

EasyAir office sensor helps to reduce time to market thanks to its full compatibility with Xitanium SR LED drivers. This eliminates the need for auxiliary devices and eliminates time consuming configuration issues. The simple, two-wire connection from driver to sensor also helps reduce design-in complexity.

For project specifiers, EasyAir office sensor helps to increase efficiency by enabling energy saving and compliancy without impacting project time or aesthetic. There's no need to wire sensors outside the ceiling fixture, eliminating mistakes when placing the sensors and luminaires. Projects can be completed quickly, while the integrated sensors leave the ceiling uncluttered.

Another EasyAir office sensor breakthrough is the ability to configure via SimpleSet which means the sensors

can leave your factory fully configured, ready for app-based commissioning on site. The Android based app simplifies programming occupancy and daylight sensing parameters, while enabling you to fine-tune lumen levels.

The EasyAir office sensor is ready for the future. By integrating the EasyAir office sensor into your luminaire, you are now ready to enter the connected world of tomorrow.

The new EasyAir office sensor SNS200 Advanced Grouping sensor is the latest addition to the EasyAir office sensor range. This sensor has on-board Zigbee and infrared communication to enable Advanced Grouping behavior in offices. It offers a perfect solution for applications where multiple luminaires need to be grouped together to respond to motion and daylight changes. All this without pulling wires and opening ceilings. Scenes can be used to create different settings in combination with Zigbee Green Power wireless dimmer switches. With your smartphone you can commission the groups with ease using our Philips Field Apps.

Connectivity in linear lighting

The Xitanium SR LED driver is designed for use with sensors in building management systems. Through an integrated power supply, sensors and wireless modules are powered directly from the driver. The driver also features integrated energy metering for use in building management systems from the SR Certified partner program.

The EasyAir office sensor wireless Zigbee sensor is a presence and daylight sensor that can be used with the Xitanium SR LED driver to create a cost-effective, easy-to-use and mainstream dimming system with a short payback. Powered by the driver, it is easy to integrate into your luminaire.

In line with your requirements

- Cost effective – fewer components, simpler supply chain and faster installation
- Design-in simplicity – unified interface lets you choose sensors and network partners
- Flexible – can be connected to a range of sensors for system integration
- Luminaire-based data collection – gather valuable sensor data for the network
- Installation friendly – fewer components, less ceiling wiring, less time on the ladder

Xitanium SR driver

Product type	Housing type	Output current	Output voltage	Dimming	DALI power supply max. supply current	Energy metering accuracy	Order code
	mm	mA	V	%	mA	%	12NC
Xitanium SR 36W 0.3-1.0A 54V	360 x 30 x 21	300-1000	27-54	100-1	52	4	929001516303
Xitanium SR 75W 0.7-2.0A 54V	360 x 30 x 21	700-2000	27-54	100-1	52	4	929001505006

EasyAir office sensor

Product type	Housing (Volume inside luminaire)	Req. Luminaire hole	Occupancy technology	Detection area at 3m height (minor movement)	Detection area at 2.4m height (minor movement)	Viewing angle	Full light dim level	Operating Ambient temperature	Order code
	mm	mm		m	m		%	°C	12NC
EasyAir office sensor StandAlone SNS100	50 x 19 x 31.5 (50 x 19 x 24)	44 x 17	Passive IR	3.6 x 3.4	2.9 x 2.7	X=72°Y=86°	5-100	0-55	929000738303
EasyAir office sensor Advanced Grouping SNS200	50 x 19 x 31.5 (50 x 19 x 24)	44 x 17	Passive IR	3.6 x 3.4	2.9 x 2.7	X=72°Y=86°	5-100	0-55	929000766803









Outdoor drivers

Philips outdoor LED drivers offer extreme reliability and maximum flexibility, enabling you to get the best out of LED lighting applications.

Portfolio

Outdoor drivers	Dimming		Basic features and performance		
	DALI Dim	1-10V	SimpleSet	Adjustable output current (AOC)	Housing/ installation
 Statement	Yes	No	Yes	Yes	Built-in
 Performance	No	Yes	Yes	Yes	IP67/Built-in
	No	No	No	Yes	IP65
 Core	No	Yes	No	No	IP67/Built-in
 Entry	No	No	No	No	IP67/Built-in



Xitanium Full Programmable

Outdoor

Philips Xitanium full programmable LED drivers are specifically designed to deliver the highest performance, protection and configurability. The portfolio offers both central and standalone dimming protocols further increasing the energy savings and CO2 reductions achieved with LED lighting. The technology ensures maximum robustness and protection combined with a very long lifetime.

In this product family Philips introduces new drivers in a stretched form factor with state-of-the-art features, which offer high value for both OEM customers and end-users. The products can replace the existing programmable outdoor LED drivers and will bring significant improvement in programming, assembly into a luminaire and electrical performance. One of the key features is SimpleSet, an easy and fast way to configure the drivers in a production environment, without the need to power the driver.

- Features
- SimpleSet, wireless configuration interface
 - High surge protection (CM/DM)
 - Long lifetime and robust protection against moisture, vibration and temperature
 - Configurable operating windows (AOC)
 - Multiple control interfaces: DALI, LineSwitch, AmpDim
 - Autonomous dimming via integrated DynaDimmer
 - Suitable for central DC operation (DCemDim)
 - Thermal protection for driver and for module (MTP)
 - Constant Light Output (CLO)
 - Adjustable Start-up time (AST)
 - Adjustable Light Output (ALO)
 - End-Of-Life indicator (EOL)
- Benefits
- Ultimate robustness, offering peace of mind and lower maintenance costs
 - Fully programmable LED drivers designed for the new digital and connected lighting world
 - Extended diagnostics via SimpleSet and MultiOne
 - Easy to design-in, configure and install for Class I and Class II applications
 - Energy savings through high efficiency and via multiple dimming options
- Applications
- Road and street lighting
 - Area lighting
 - Industry lighting



Product specifications										
Product type	SimpleSet	Housing type	Housing	Max output power	Output current	Output voltage	Dimensions	Dimming	Order code	
				W	A	V				
							mm			12NC
Xi FP 22W 0.3-1.0A SNLDAE 230V S175 sXt	Yes	Built-in	S175	22	0.3-1.0	10-32	175 x 46 x 34	DALI/LineSwitch/DynaDimmer	929000991206	
Xi FP 40W 0.3-1.0A SNLDAE 230V S175 sXt	Yes	Built-in	S175	40	0.3-1.0	20-54	175 x 46 x 34	DALI/LineSwitch/DynaDimmer	929000989306	
Xi FP 75W 0.3-1.0A SNLDAE 230V S240 sXt	Yes	Built-in	S240	75	0.3-1.0	35-105	240 x 58 x 38	DALI/LineSwitch/DynaDimmer	929000962506	
Xi FP 150W 0.3-1.0A SNLDAE 230V S240 sXt	Yes	Built-in	S240	150	0.3-1.0	70-214	240 x 58 x 38	DALI/LineSwitch/DynaDimmer	929000962306	

Xitanium Lite Programmable

Outdoor

Philips Xitanium lite programmable LED drivers are value engineered to deliver a carefully selected feature set and high-end performance, making it a preferred choice for many outdoor applications. The portfolio offers high flexibility with a customizable operating window, enabling differentiation in LED lighting design via system tuning and being prepared for LED efficacy upgrades.

In this product family Philips introduces new drivers in a stretched form factor with a balanced features set, which offer high value for both OEM customers and end-users. The products can replace the existing programmable outdoor LED drivers and will bring significant improvement in programming, assembly into a luminaire and electrical performance. One of the key features is SimpleSet, an easy and fast way to configure the drivers in a production environment, without the need to power the driver.

- Features
- SimpleSet, wireless configuration interface
 - High surge protection
 - Long lifetime and robust protection against moisture, vibration and temperature
 - Configurable operating windows (AOC)
 - External control interface (1-10V) available
 - 1 step autonomous dimming via integrated DynaDimmer LITE
 - Integrated driver thermal protection
 - Simplified linear version of Constant Light Output (CLO LITE)
- Benefits
- Ultimate robustness, offering peace of mind and lower maintenance costs
 - Balanced configurable feature set covering the most common applications
 - Easy to design-in, configure and install for Class I and Class II applications
 - Energy savings through high efficiency and via multiple dimming options
 - Consistent waterproof performance through the lifecycle
- Applications
- Road and street lighting
 - Area lighting
 - Tunnel lighting
 - Highbay lighting



Product specifications										
Product type	SimpleSet	Housing tytpe	Housing	Max output power	Output current	Output voltage	Dimensions	Dimming	Order code	
				W	A	V				
							mm			12NC
Xi LP 40W 0.3-1.0A S1 230V S175 sXt	Yes	Built-in	S175	40	0.3-1.0	4-40	175 x 46 x 34	1-10V / Dynadimmer LITE	929000940806	
Xi LP 75W 0.3-1.0A S1 230V S240 sXt	Yes	Built-in	S240	75	0.3-1.05	35-108	240 x 58 x 38	1-10V / Dynadimmer LITE	929000963306	
Xi LP 100W 0.3-1.05A S1 230V I175	Yes	IP67	I175	100	0.3-1.05	46-143	175 x 68 x 45	1-10V / Dynadimmer LITE	929001407280	
Xi LP 150W 0.3-1.0A S1 230V S240 sXt	Yes	Built-in	S240	150	0.3-1.05	70-214	240 x 58 x 38	1-10V / Dynadimmer LITE	929000962906	
Xi LP 150W 0.3-1.05A S1 230V I175	Yes	IP67	I175	150	0.3-1.05	71-214	175 x 68 x 45	1-10V / Dynadimmer LITE	929001407080	

Xitanium Adjustable Output Current

Outdoor

Philips Xitanium LV LED adjustable current drivers are specifically designed for maximum flexibility and reliability in low voltage outdoor applications. With superior surge protection, these durable, independently housed drivers deliver consistent, high performance to luminaires even after multiple indirect lightning strikes – an ideal solution for OEMs that need reliable, adjustable output in a rugged independent form factor.

Features

- Proven robustness and reliable electronic driver design
- Adjustable output current with wide window
- Long lifetime to withstand harsh outdoor conditions
- Compact size, fitting with varied and critical luminaires.
- Suitable for Class I isolated luminaires
- Authorized certificate: ENEC, CB, CE and CCC

Benefits

- Low voltage/high current output fits the application of LED strings connecting in parallel
- AOC (Adjustable Output Current) gives the full flexibility to output different currents to spec-in different projects
- Easy adjustment of output current/ voltage by only one screwdriver
- Various power wattage drivers that are related to the lumen packages/ applications
- Consistent waterproof performance through the lifecycle
- IP rated housing support luminaries without fully sealed gearbox

Applications

- Road and street lighting
- Area and flood lighting
- Tunnel lighting
- High bay lighting



Product specifications

Product type	SimpleSet	Housing type	Housing	Max output power	Output current	Output voltage	Dimensions	Dimming	Order code
				W	A	V			
Xitanium 100W 2.1–4.2A AOC 230V I220	No	IP65	I220	100	2.1–4.2	12–48	220 x 68 x 45	No	929001404580
Xitanium 150W 2.45–4.9A AOC 230V I220	No	IP65	I220	150	2.45–4.9	15–61	220 x 68 x 45	No	929001404480
Xitanium 185W 3.0–3.8A AOC 230V I220	No	IP65	I220	182	3.0–3.8	34–48	220 x 68 x 45	No	929001408180
Xitanium 200W 2.8–5.6A AOC 230V I250	No	IP65	I250	200	2.8–5.6	18–71	220 x 68 x 45	No	929001404680



Xitanium Dim Single Current

Outdoor

LED-based light sources are an excellent solution for outdoor environment. They are long-lasting and require low maintenance. However, to get the bes out of the LEDs, these light sources require highly reliable and efficient LED Drivers. The new Philips Xitanium Dimmable (1-10V) LED Outdoor Drivers are specifically designed to deliver reliable performance and protection while meeting the strict performance, approbation and application requirements

Features

- Proven robustness and reliable electronic driver design
- Achieving highest efficiencies based on advance technology
- Long lifetime, 50K hours@Tc max
- Extreme compact size, fitting with varied and critical luminaires
- Suitable for Class I isolated luminaires
- Authorized certificate: ENEC, CB, CE and CCC


Benefits

- Robust design, capable of withstanding harsh outdoor conditions
- Long lifetime and high survival rate
- Superior thermal management suitable for outdoor application
- Backed by 5 year warranty from a company you can trust
- Consistent waterproof performance through the lifecycle
- Component integration in advanced IC enables cost effective design

- Proven robustness and reliability secure the lowest luminaire maintenance over time
- Extreme compact size, fitting with varied luminaires
- Easy to design-in based on the good thermal management and extra EMI margin

Applications

- Road and street lighting
- Area and flood lighting
- Tunnel lighting
- High bay lighting



Product specifications

Product type	SimpleSet	Housing tytpe	Housing	Max output power	Output current	Output voltage	Dimensions	Dimming	Order code
				W	A	V			
				W	A	V	mm		12NC
Xitanium Dim 100W 0.7A 1-10V 230V Y	No	Built-in	Y-can	100W	0.7	64-143	168x60x38	1-10V	929001402280
Xitanium Dim 100W 1.05A 1-10V 230V Y	No	Built-in	Y-can	100W	1.05	42-95	168x60x38	1-10V	929001402380
Xitanium Dim 100W 0.7A 1-10V 230V I175	No	IP67	I175	100W	0.7	64-143	175x68x45	1-10V	929001401880
Xitanium Dim 100W 1.05A 1-10V 230V I175	No	IP67	I175	100W	1.05	42-95	175x68x45	1-10V	929001402080
Xitanium Dim 100W 1.05A 1-10V 230V I165C	No	IP67	I165	100W	1.05	42-95	165x73x65	1-10V	929001407980
Xitanium Dim 150W 0.7A 1-10V 230V Y	No	Built-in	Y-can	150W	0.7	96-214	168x60x38	1-10V	929001401680
Xitanium Dim 150W 1.05A 1-10V 230V Y	No	Built-in	Y-can	150W	1.05	62-142	168x60x38	1-10V	929001401780
Xitanium Dim 150W 0.7A 1-10V 230V I175	No	IP67	I175	150W	0.7	96-214	175x68x45	1-10V	929001401280
Xitanium Dim 150W 1.05A 1-10V 230V I175	No	IP67	I175	150W	1.05	62-142	175x68x45	1-10V	929001401480
Xitanium Dim 150W 1.05A 1-10V 230V I165C	No	IP67	I165	150W	1.05	62-142	165x73x65	1-10V	929001407880
Xitanium Dim 220W 1.05A 1-10V 230V I240C	No	IP67	I240	220W	1.05	100-210	241x73x65	1-10V	929001407780
Xitanium Dim 250W 0.7A 1-10V 230V Q	No	Built-in	Q-can	250W	0.7	178-357	241x90x42	1-10V	929000838508
Xitanium Dim 250W 1.05A 1-10V 230V Q	No	Built-in	Q-can	250W	1.05	118-238	241x90x42	1-10V	929001404280
Xitanium Dim 250W 0.7A 1-10V 230V I220	No	IP67	I220	250W	0.7	178-357	220x94x49	1-10V	929001404706
Xitanium Dim 250W 1.05A 1-10V 230V I220	No	IP67	I220	250W	1.05	118-238	220x94x49	1-10V	929001405080

Xitanium Single Current

Outdoor

LED-based light sources are an excellent solution for outdoor environment. They are long-lasting and require low maintenance. However, to get the best out of the LEDs, these light sources require highly reliable and efficient LED Drivers. The new Philips Xitanium fixed output LED outdoor drivers are specifically designed to deliver reliable performance and protection while meeting the strict performance, approbation and application requirements.

Features

- Proven robustness and reliable electronic driver design
- Achieving highest efficiencies based on advance technology
- Long lifetime, 50K hours@Tc max
- Extreme compact size, fitting with varied and critical luminaires
- Suitable for Class I isolated luminaires
- Authorized certificate: ENEC, CB, CE and CCC

Benefits

- Robust design, capable of withstanding harsh outdoor conditions
- Long lifetime and high survival rate
- Superior thermal management suitable for outdoor application
- Backed by 5 year warranty from a company you can trust
- Consistent waterproof performance through the lifecycle
- Component integration in advanced IC enables cost effective design

- Proven robustness and reliability secure the lowest luminaire maintenance over time
- Extreme compact size, fitting with varied luminaires
- Easy to design-in based on the good thermal management and extra EMI margin

Applications

- Road and street lighting
- Area and flood lighting
- Tunnel lighting
- High bay lighting







Product specifications

Product type	SimpleSet	Housing tytpe	Housing	Max output power	Output current	Output voltage	Dimensions	Dimming	Order code
				W	A	V			
				W	A	V	mm		12NC
Xitanium 65W 0.7A 230V S157	No	Built-in	S157	65	0.7	65-93	157 x 59 x 39	No	929001406280
Xitanium 65W 1.05A 230V S157	No	Built-in	S157	65	1.05	42-62	157 x 59 x 39	No	929001406380
Xitanium 65W 0.7A 230V I160	No	IP67	I160	65	0.7	65-93	160 x 63 x 41	No	929001405980
Xitanium 65W 1.05A 230V I160	No	IP67	I160	65	1.05	42-62	160 x 63 x 41	No	929001406080
Xitanium 100W 0.7A 230V Y	No	Built-in	Y-can	100	0.7	64-143	168 x 60 x 38	No	929001401080
Xitanium 100W 1.05A 230V Y	No	Built-in	Y-can	100	1.05	42-95	168 x 60 x 38	No	929001401180
Xitanium 100W 0.7A 230V I175	No	IP67	I175	100	0.7	64-143	175 x 68 x 45	No	929001400680
Xitanium 100W 1.05A 230V I175	No	IP67	I175	100	1.05	42-95	175 x 68 x 45	No	929001400880
Xitanium 150W 0.7A 230V Y	No	Built-in	Y-can	150	0.7	96-214	168 x 60 x 38	No	929001400480
Xitanium 150W 1.05A 230V Y	No	Built-in	Y-can	150	1.05	62-142	168 x 60 x 38	No	929001400580
Xitanium 150W 0.7A 230V I175	No	IP67	I175	150	0.7	96-214	175 x 68 x 45	No	929001400080
Xitanium 150W 1.05A 230V I175	No	IP67	I175	150	1.05	62-142	175 x 68 x 45	No	929001400280



Indoor point drivers

Portfolio

Indoor point drivers	Dimming		Basic features and performance		
	DALI Dim	1-10V	SimpleSet	Adjustable Output Current (AOC)	Driver lifetime (hours)
 Statement	Yes	No	Yes	Yes	50,000
 Performance	No	No	Yes	Yes	50,000
 Core	No	No	No	No	50,000
 Entry	No	No	No	No	30,000



Xitanium Programmable Point

Our Xitanium programmable window LED drivers ensure OEMs have complete flexibility and control in producing high quality luminaires. Available in application dedicated form factors, our LED point drivers provide further customization via wide operating windows. Additionally, almost all drivers feature the following specifications: SELV, temperature derating, hot wiring, providing OEMs the tools to produce, and even alter later if necessary, premium downlights and spotlights.

- Features

 - DALI dimmable
 - Output current can be adjusted via the Philips MultiOne or SimpleSet
 - +/-5% output current tolerance
 - Power range from 10W to 75W
 - 50,000 hours lifetime
- Benefits

 - Drivers designed based on Philips experience and knowledge in converntional fluorescent and HID technologies
 - High reliability underpinned by 5 year warranty
 - Future-proof flexibility: application-oriented operating windows enable LED generation and complexity management
 - Compatibility: can also be used for other manufacturers' modules or OEM's own PCB designs
 - Authorized certificate: ENEC, CB, CE, CCC, RCM
- Applications

 - Downlight
 - Track light
 - Spotlight



Product specifications								
Product type	SimpleSet	Housing	Max output power	Output current	Output voltage	Dimensions	Dimming	Order code
			W	A	V	mm	%	12NC
Xitanium 20W WH 0.15-0.5A 54V TD/Is 230V	Yes	L200	20	0.15-0.5	24-54	200 x 74 x 32	Dali & Touch Dim	929000991706
Xitanium 36W WH 0.3-1A 54V TD/Is 230V	Yes	L200	36	0.3-1.0	24-54	200 x 74 x 32	Dali & Touch Dim	929000969906
Xitanium 50W WH 0.7-1.5A 54V TD/Is 230V	Yes	L200	50	0.7-1.5	24-54	200 x 74 x 32	Dali & Touch Dim	929000991806
Xitanium 75W SH 0.3-1A 110V TD/I 230V	No	L224	75	0.3-1.0	55-110	220 x 83 x 35	Dali & Touch Dim	929000870203

Xitanium Adjustable Output Current (LH Family) Point

Our Xitanium programmable window LED drivers ensure OEMs have complete flexibility and control in producing high quality luminaires. Available in application dedicated form factors, our LED point drivers provide further customization via wide operating windows. Additionally, almost all drivers feature the following specifications: SELV, temperature derating, hot wiring, providing OEMs the tools to produce, and even alter later if necessary, premium downlights and spotlights.

- Features

 - Adjustable output current via SimpleSet
 - +/-5% output current tolerance
 - Low ripple current <=4%
 - 50,000 hours lifetime
- Benefits

 - Drivers designed based on Philips experience and knowledge in converntional fluorescent and HID technologies
 - High reliability underpinned by 5 year warranty
 - Future-proof flexibility: application-oriented operating windows enable LED generation and complexity management
 - Compatibility: can also be used for other manufacturers' modules or OEM's own PCB designs
 - Authorized certificate: ENEC, CB, CE, CCC, RCM
- Applications

 - Downlight
 - Track light
 - Spotlight



Product specifications								
Product type	SimpleSet	Housing	Max output power	Output current	Output voltage	Dimensions	Dimming	Order code
			W	A	V	mm		12NC
Xitanium 20W LH 0.15-0.5A 48V I 230V	Yes	L150	20	0.15-0.5	24-48	150 x 46 x 32	No	929000941306
Xitanium 36W LH 0.3-1A 48V I 230V	Yes	L190	36	0.3-1.0	24-48	190 x 46 x 32	No	929001404306
Xitanium 50W LH 0.7-1.5A 48V I 230V	Yes	L190	50	0.7-1.5	24-48	190 x 46 x 32	No	929000934706

Xitanium Adjustable Output Current (Mini Family) Point

Xitanium Mini driver have the same form of convensional HID-Prima vision driver which is widely used in downlight and spotlight. The output current can be ajdusted by Rset which give OEMs much design flexibility.

- Features

 - Adjustable output current via Rset or SimpleSet
 - HID-Prima vision mini form with small size
 - +/-5% output current tolerance
 - Low ripple current <=4%
 - THD <=10%
 - 50,000 hours lifetime
- Benefits

 - Drivers designed based on Philips experience and knowledge in conventional fluorescent and HID technologies
 - Different current output set by Rset give high flexibilitiy to OEMs
 - Very small size which is easy to be designed in luminaire
 - Resolve flickering issue in certain applications
 - Authorized certificate: ENEC, CB, CE, CCC, RCM
- Applications

 - Downlight
 - Track light
 - Spotlight



Product type	SimpleSet	Housing	Max output power	Output current	Output voltage	Dimensions mm	Dimming	Order code
			W	A	V			
Xitanium 20W/m 0.15-0.5A 48V 230V	No	L97	20	0.15-0.5	24-48	97 x 43 x 30	No	929000893806
Xitanium 36W/m 0.3-1.05A 48V 230V	No	L97	36	0.3-1.05	24-48	97 x 43 x 30	No	929000881806
Xitanium 50W/m 0.5-1.5A 48V 230V	No	L97	50	0.3-1.05	24-48	97 x 43 x 30	No	929000934606
Xitanium 20W/m 0.15-0.5A 54V 230V	Yes	L97	20	0.15-0.5	24-54	97 x 43 x 30	No	929001415006
Xitanium 36W/m 0.3-1.05A 54V 230V	Yes	L97	36	0.3-1.05	24-54	97 x 43 x 30	No	929001415106
Xitanium 43W/m 0.7-1.2A 54V 230V	Yes	L97	43	0.7-1.2	24-54	97 x 43 x 30	No	929001415206
Xitanium 50W/m 0.7-1.5A 54V 230V	Yes	L97	50	0.7-1.5	24-54	97 x 43 x 30	No	929001415306



Product type	Order code
Strain Relief Blocks*	929001461680

*Remark: suitable for 20W/m, 36W/m, 43W/m only.

Xitanium Single Current (Mini Family) Point

Xitanium Mini driver have the same form of convensional HID-Prima vision driver which is widely used in downlight and spotlight. The product range is the most affordable small size driver within the Mini family.

- Features

 - HID-Prima vision mini form with small size
 - +/-8% output current tolerance
 - Low ripple current <=4%
 - THD <=20%
 - 50,000 hours lifetime
- Benefits

 - Drivers designed based on Philips experience and knowledge in conventional fluorescent and HID technologies
 - Very small size which is easy to be designed in luminaire
 - Resolve flickering issue in certain applications
 - Authorized certificate: ENEC, CB, CE, CCC, RCM
- Applications

 - Downlight
 - Track light
 - Spotlight



Product type	SimpleSet	Housing	Max output power	Output current	Output voltage	Dimensions mm	Dimming	Order code
			W	A	V			
Xitanium 10W/m 0.35A 30V SC 230V	No	L97	10	0.35	20-30	97 x 43 x 30	No	929001412280
Xitanium 16W/m 0.35A 46V SC 230V	No	L97	16	0.35	31-46	97 x 43 x 30	No	929001412380
Xitanium 21W/m 0.7A 30V SC 230V	No	L97	21	0.70	20-30	97 x 43 x 30	No	929001412580
Xitanium 23W/m 0.5A 46V SC 230V	No	L97	23	0.50	31-46	97 x 43 x 30	No	929001412480
Xitanium 28W/m 0.6A 46V SC 230V	No	L97	28	0.60	31-46	97 x 43 x 30	No	929001418706
Xitanium 32W/m 0.7A 46V SC 230V	No	L97	32	0.70	31-46	97 x 43 x 30	No	929001412680
Xitanium 34W/m 0.8A 42V SC 230V	No	L97	34	0.80	30-42	97 x 43 x 30	No	929001418806
Xitanium 38W/m 0.9A 42V SC 230V	No	L97	38	0.90	30-42	97 x 43 x 30	No	929001418906



Product type	Order code
Strain Relief Blocks*	929001461680

Xitanium Single Current

Point

This range provides an affordable selection of point drivers which have 50,000 hours lifetime. The driver specially addresses the flickering issues by low ripple current, making this ideal for camera operation.

Features

- Small, compact dimensions
- Specific, optimized output current and voltage
- 50,000 hours lifetime
- Fast Time to Market
- Low ripple current <=4%
- THD <=15%
- Multicurrent output of 27W/32W/34W/36W/44W

Benefits

- Drivers designed based on Philips experience and knowledge in conventional fluorescent and HID technologies
- Various power wattage drivers that are related to the lumen packages/ applications
- Independent version housing design for stand-alone installations
- Resolve flickering issue in certain applications
- Authorized certificate: ENEC, CB, CE, CCC, RCM

Applications

- Downlight
- Track light
- Spotlight
- Panel light



Product specifications

Product type	SimpleSet	Housing	Max output power	Output current	Output voltage	Dimensions mm	Dimming	Order code
			W	A	V			
Xitanium 15W 0.35A 42V I 230V	No	L115	15	0.35	32-42	115 x 45 x 29	No	929001410180
Xitanium 21W 0.5A 42V I 230V	No	L115	21	0.5	32-42	115 x 45 x 29	No	929001410280
Xitanium 27W 0.6/0.65A 42V I 230V	No	L108	27	0.6/0.65	32-42	108 x 68 x 32	No	929001418280
Xitanium 32W 0.7/0.75A 42V I 230V	No	L108	32	0.7/0.75	32-42	108 x 68 x 32	No	929001418380
Xitanium 34W 0.9/1.05A 32V I 230V	No	L108	34	0.9/1.05	24-32	108 x 68 x 32	No	929001418480
Xitanium 36W 0.8/0.85A 42V I 230V	No	L108	36	0.8/0.85	32-42	108 x 68 x 32	No	929001418580
Xitanium 44W 0.9/1.05A 42V I 230V	No	L108	44	0.9/1.05	32-42	108 x 68 x 32	No	929001418680



CertaDrive Single Current

Point

These fixed current drivers offer an easy to use solution for essential spot, downlight and panel light applications. The CertaDrive range is designed to meet the market needs for basic lighting. They are therefore ideal for high volume applications and can be used with different type LED light engines. These driver are optimized for Chip On Board (COB) LED technology and are avilable in a variety of wattages.

- Features

 - High reliability
 - Luminaire design flexibility to keep stable/constant
 - Lumen output and light quality levels
 - Fast Time to Market
 - One supplier for professional general lighting LED Drivers
 - Affordable LED Drivers
 - +/- 10% output current tolerance
 - 30,000 hours life time
- Benefits

 - Drivers designed based on Philips experience and knowledge in converntional fluorescent and HID technologies
 - Various power wattage drivers that are related to the lumen packages/ applications
 - Fixed output drivers
 - Independent version housing design for stand-alone installations
 - Authorized certificate: ENEC, CB, CE and CCC
- Applications

 - Downlight
 - Track light
 - Spotlight



Product specifications								
Product type	SimpleSet	Housing	Max output power	Output current	Output voltage	Dimensions	Dimming	Order code
			W	A	V	mm		
CertaDrive 8W 0.2A 40V I 230V	No	L115	8	0.2	32-40	115 x 45 x 29	No	929000956080
CertaDrive 10W 0.25A 40V I 230V	No	L115	10	0.25	32-40	115 x 45 x 29	No	929000956180
CertaDrive 12W 0.3A 40V I 230V	No	L115	12	0.3	32-40	115 x 45 x 29	No	929000953580
CertaDrive 15W 0.35A 42V I 230V	No	L115	15	0.35	32-42	115 x 45 x 29	No	929000898106
CertaDrive 18W 0.3A 60V I 230V	No	L115	18	0.3	50-60	115 x 45 x 29	No	929001410380
CertaDrive 20W 0.5A 40V I 230V	No	L115	20	0.5	32-40	115 x 45 x 29	No	929000898006
CertaDrive 20W 0.7A 28V I 230V	No	L115	20	0.7	22-28	115 x 45 x 29	No	929000897906
CertaDrive 25W 0.6A 42V I 230V	No	L108	25	0.6	30-42	108 x 68 x 32	No	929001414180
CertaDrive 30W 0.7A 42V I 230V	No	L108	30	0.7	30-42	108 x 68 x 32	No	929001414280
CertaDrive 34W 0.8A 42V I 230V	No	L108	34	0.8	30-42	108 x 68 x 32	No	929001414380
CertaDrive 38W 0.9A 42V I 230V	No	L108	38	0.9	30-42	108 x 68 x 32	No	929001414480
CertaDrive 40W 1.05A 38V I 230V	No	L108	40	1.05	30-42	108 x 68 x 32	No	929001414580

CertaDrive Single Current (LPF Family)

Point

These fixed current drivers offer an easy to use solution for essential spot, downlight and panel light applications. The CertaDrive range is designed to meet the market needs for basic lighting. They are therefore ideal for high volume applications and can be used with different type LED light engines. These driver are optimized for Chip On Board (COB) LED technology and are avilable in a variety of wattages.

- Features

 - High reliability
 - Luminaire design flexibility to keep stable/constant
 - Lumen output and light quality levels
 - Fast Time to Market
 - Low power factor
 - Affordable LED Drivers
 - +/- 10% output current tolerance
 - 30,000 hours life time
- Benefits

 - Drivers designed based on Philips experience and knowledge in converntional fluorescent and HID technologies
 - Various power wattage drivers that are related to the lumen packages/ applications
 - Fixed output drivers
 - Independent version housing design for stand-alone installations
 - Authorized certificate: ENEC, CB, CE and CCC
- Applications

 - Downlight
 - Track light
 - Spotlight



Product specifications								
Product type	SimpleSet	Housing	Max output power	Output current	Output voltage	Dimensions	Dimming	Order code
			W	A	V	mm		
CertaDrive 6W 0.15A 40V LPF I 230V	No	L88	6	0.15	32-40	88 x 39 x 32	No	929001411780
CertaDrive 8W 0.2A 40V LPF I 230V	No	L88	8	0.2	32-40	88 x 39 x 32	No	929001409980
CertaDrive 10W 0.25A 40V LPF I 230V	No	L88	10	0.25	32-40	88 x 39 x 32	No	929001410006
CertaDrive 12W 0.3A 40V LPF I 230V	No	L88	12	0.3	32-40	88 x 39 x 32	No	929001409506

TrustSight LED Emergency systems

point/downlight

Point

The new Philips TrustSight LED emergency systems are designed for your security. Philips LED TrustSight solutions are designed to operate LED luminaires on battery power when mains voltage is failing. In that case the LED emergency driver immediately switches to battery mode and takes over the function of the standard LED driver.

Features

- Integrated automatic self-test
- Conditioned automatic discharge of batteries
- Specially developed batteries for emergency lighting
- EU compliance
- 70,000 hours lifetime

Benefits

- Dedicated solutions for linear applications
- Significantly smaller housing sizes
- Genuine 21mm linear driver height
- Forward voltage window suits new generation of LED boards
- Easy to install via automatic current-setting and battery selection
- 5 year warranty

Applications

- Office buildings
- Public buildings (airports, cinemas, theaters, exhibition halls)
- Retail (fashion, supermarkets, DIY)



Product specifications

Product type	Housing	Output power	Output current range	Output voltage	Battery detection	Self test	DALI	Dimensions mm	Emergency time	Battery*	Order code 12NC
		W	mA	V							
TrustSight Basic P 15-55V 3W	L190	3	50-200	15-55	Automatic	Manual	No	190 x 46 x 32	1 hour 3 hours	1300mA 2500mAh	913700767266
TrustSight Pro P 15-55V 3W	L190	3	50-200	15-55	Automatic	Automatic	No	190 x 46 x 32	1 hour 3 hours	1300mA 2500mAh	913700766666
TrustSight DALI P 15-55V 3W	L190	3	50-200	15-55	Automatic	Automatic	Yes	190 x 46 x 32	1 hour 3 hours	1300mA 2500mAh	929000995866

*Battery needs to be ordered separately.

Description	Order code
TrustSight Batt Box NiMH 7.2V 1300mA	913700768166
TrustSight Batt Box NiMH 7.2V 2500mAh	913700768266










Indoor linear drivers

Xitanium and CertaDrive LED drivers make up a complete portfolio of LED drivers to support project and high volume trade LED luminaires businesses.

Portfolio

Indoor linear drivers	Dimming		Basic features and performances		
	DALI Dim	1-10V	SimpleSet	Adjustable Output Current (AOC)	Driver lifetime (hours)
 Statement	Yes	No	Yes	Yes	100,000
 Performance	No	Yes	Yes	Yes	100,000
 Core	No	No	No	No	50,000
 Entry	No	No	No	No	30,000-50,000



Xitanium Programmable

Linear

Xitanium LED drivers are designed to operate LED solutions for professional general lighting applications, with non-isolated and isolated drivers to support HV and LV linear systems. Flexibility in luminaire design is assured thanks to an adjustable output current. Application-oriented operating windows offer the flexibility required to provide the stable lumen output and light quality levels that lighting specifiers and architects demand. Reliability is enhanced by specific features that protect the connected LED module, e.g. hot wiring, reduced ripple current and thermal de-rating. With Xitanium programmable indoor linear drivers, it supports light point management and is programmable for all your needs.

Features

- DALI dimming and programmable
- Isolated (low voltage) and non-isolated (high voltage) versions available
- Operating windows - output current can be adjusted via SimpleSet and the Philips MultiOne Configurator (for all TD drivers) or with a resistor outside the driver
- Reduced ripple current and thermal de-rating for increased reliability
- iXt LED-drivers have a Longer life time (100khrs), improved surge and burst (4kV) and Tambient (-40°C to +60°C) specifications
- Central DC operation supported


Benefits

- High voltage systems for up to 95% high efficiency, lowest cost and smallest dimensions
- Low voltage systems involve simpler approbation process and ease of design-in
- High reliability underpinned by 5 year warranty
- Future-proof flexibility – application-oriented operating windows enable LED generation and complexity management
- Compatibility – adjustable output current enables operation of various LED solutions from different manufacturers or OEM own designs

- Low ripple for camera and scanner friendly operation
- More robust LED drivers for industry applications
- Flicker and noise free dimming with all Touch and DALI LED drivers due to amplitude dimming (AM)

Applications

- Office
- Industry
- Retail
- Public buildings (airports, cinemas, theatres, exhibition halls), distribution centers and shopping malls



Product specifications

Product type	SimpleSet	Isolate	Housing	Max output power	Output current	Output voltage	Dimensions	Dimming	Order code
				W	A	V	mm		
Xitanium 150W 0.2-0.7A 300V TD 230V iXt	No	No	L360	150	0.2-0.7	150-300	360 x 30 x 21	Dali & Touch Dim	929000893306
Xitanium 110W 0.2-0.6A 215V TD 230V iXt	No	No	L360	110	0.2-0.6	100-215	360 x 30 x 21	Dali & Touch Dim	929000877306
Xitanium 150W 0.2-0.7A 300V iXt TD 230V	Yes	No	L360	150	0.2-0.7	100-300	360 x 30 x 21	Dali & Touch Dim	929001516506
Xitanium 100W 0.15-0.5A 300V iXt TD 230V	Yes	No	L360	100	0.15-0.5	100-300	360 x 30 x 21	Dali & Touch Dim	929001516406
Xitanium 60W 0.08-0.35A 300V TD/16 230V	Yes	No	L280	60	0.08-0.35	100-300	280 x 30 x 16	Dali & Touch Dim	929000993206
Xitanium 35W 0.08-0.35A 150V TD/16 230V	Yes	No	L280	35	0.08-0.35	50-150	280 x 30 x 16	Dali & Touch Dim	929000993106
Xitanium 75W 0.12-0.4A 215V TD 230V	No	No	L360	75	0.12-0.4	100-215	360 x 30 x 22	Dali & Touch Dim	929000852103
Xitanium 36W 0.12-0.4A 110V TD 230V	No	No	L360	36	0.12-0.4	50-110	360 x 30 x 22	Dali & Touch Dim	929000852203
Xitanium 75W 0.7-2A 54V TD 230V	Yes	Yes	L360	75	0.7-2.0	27-54	360 x 30 x 21	Dali & Touch Dim	929001503706
Xitanium 36W 0.3-1A 54V TD 230V	Yes	Yes	L360	36	0.3-1.0	27-54	360 x 30 x 21	Dali & Touch Dim	929001503606

Xitanium Adjustable Output Current

Linear

Xitanium LED drivers are designed to operate LED solutions for professional general lighting applications, with non-isolated and isolated drivers to support HV and LV linear systems. With Xitanium LED drivers, flexibility in luminaire design is assured thanks to an adjustable output current. Application-oriented operating windows offer the flexibility required to provide the stable lumen output and light quality levels that lighting specifiers and architects demand. Reliability is enhanced by specific features that protect the connected LED module, e.g. hot wiring, reduced ripple current and thermal de-rating.

Features

- Multiple versions – 1-10V dimmable and fixed output, non-isolated and isolated available
- Adjustable output current via a resistor outside the driver or SimpleSet tools
- Reduced ripple current and thermal de-rating for increased reliability
- iXt LED-drivers have a Longer life time (100khrs), improved surge and burst (4kV) and Tambient (-40°C to +60°C) specifications
- Central DC operation supported

Benefits

- High voltage systems for up to 95% high efficiency, lowest cost and smallest dimensions
- Low voltage systems involve simpler approbation process and ease of design-in
- High reliability underpinned by 5 year warranty
- Future-proof flexibility – application-oriented operating windows enable LED generation and complexity management
- Compatibility – adjustable output current enables operation of various LED solutions from different manufacturers or OEM own designs
- Low ripple for camera and scanner friendly operation

Applications

- Office
- Industry
- Retail
- Public buildings (airports, cinemas, theatres, exhibition halls), distribution centers and shopping malls



Product specifications

Product type	SimpleSet	Isolate	Housing	Max output power	Output current	Output voltage	Dimensions	Dimming	Order code
				W	A	V	mm		
Xitanium 150W 0.2-0.7A 300V 230V iXt	Yes	No	L360	150	0.2-0.7	100-300	360 x 30 x 21	No	929001506706
Xitanium 100W 0.15-0.5A 300V 230V iXt	Yes	No	L360	100	0.15-0.5	100-300	360 x 30 x 21	No	929001506606
Xitanium 100W 0.25-0.7A 220V S 230V	Yes	No	L360	100	0.25-0.7	50-220	360 x 30 x 21	No	929001529506
Xitanium 75W 0.12-0.4A 220V 1-10V 230V	No	No	L280	75	0.12-0.4	100-220	280 x 30 x 21	1-10V	929000953706
Xitanium 36W 0.12-0.4A 115V 1-10V 230V	No	No	L280	36	0.12-0.4	50-115	280 x 30 x 21	1-10V	929000953606
Xitanium 75W 0.12-0.4A 220V 230V	No	No	L280	75	0.12-0.4	100-220	280 x 30 x 21	No	929000950706
Xitanium 36W 0.12-0.4A 115V 230V	No	No	L280	36	0.12-0.4	50-115	280 x 30 x 21	No	929000950606
Xitanium 60W 0.08-0.35A 220V S 230V	Yes	No	L280	60	0.08-0.35	50-220	280 x 30 x 21	No	929001509106
Xitanium 60W 0.08-0.35A 300V S 230V	Yes	No	L280	60	0.08-0.35	100-300	280 x 30 x 21	No	929001506506
Xitanium 35W 0.08-0.35A 150V S 230V	Yes	No	L280	35	0.08-0.35	50-150	280 x 30 x 21	No	929001506406
Xitanium 75W/0.7-2A 54V 1-10V 230V	No	Yes	L425	75	0.7-2.0	27-54	424 x 30 x 26.5	1-10V	929000863503
Xitanium 36W/0.3-1A 54V 1-10V 230V	No	Yes	L360	36	0.3-1.0	27-54	360 x 30 x 26.5	1-10V	929000854003
Xitanium 75W/0.7-2A 54V 230V	No	Yes	L360	75	0.7-2.0	27-54	360 x 30 x 21	No	929000958806
Xitanium 36W/0.3-1A 54V 230V	No	Yes	L360	36	0.3-1.0	27-54	360 x 30 x 21	No	929000958706

Xitanium Single Current

Linear

Xitanium LED drivers with single current output offer industry leading performance and reliability at optimized cost. They are ideal for high volume applications where performance specification is key. These drivers guarantee OEM makers Xitanium performance and Philips reliability but with standard current settings.

- Features

 - Low output current tolerance
 - High efficiency
 - Small dimensions
 - Specific current and voltage
 - 50,000 hours lifetime
- Benefits

 - High voltage systems for highest efficiency and lowest cost
 - Easy design-in with specific output current settings
 - Low profile drivers enabling greater luminaire design freedom
 - Good light quality
- Applications

 - Office
 - Industry
 - Retail
 - Public buildings (airports, cinemas, theatres, exhibition halls), distribution centers and shopping malls



Product specifications

Product type	SimpleSet	Isolate	Housing	Max output power	Output current	Output voltage	Dimensions	Dimming	Order code
				W	A	V	mm		12NC
Xitanium 40W 280mA 142V 230V	No	No	L280	40	0.28	116-142	280 x 30 x 22	No	929000805108



CertaDrive Single Current

Linear

CertaDrive LED drivers are designed to fulfill the market needs for essential lighting. They are therefore ideal for high volume applications and can be used with CertaFlux LED modules, or other LED light engines. These drivers offer basic specifications such as specific current and voltage settings, with lifetime of the driver set up to 50,000 hours.

- Features

 - High efficiency
 - Small dimensions
 - Specific current and voltage
 - Fast time-to-market
 - 30,000 to 50,000 hours lifetime
- Benefits

 - High voltage systems for high efficiency, lowest cost and small dimensions
 - Low voltage systems involve simpler approbation process and ease of design-in
 - Various power/wattage combination which is easy to design
 - Low profile drivers enabling greater luminaire design freedom
 - Optimized to operate CertaFlux LED modules
- Applications

 - Recessed, surface and suspended luminaires in offices
 - Waterproof luminaires and high bay luminaires for industry applications
 - Trunking in retail applications



Product specifications									
Product type	SimpleSet	Isolate	Housing	Max output power	Output current	Output voltage	Dimensions	Dimming	Order code
				W	A	V	mm		
CertaDrive 60W 300mA 200V 230V	No	No	L210	60	0.3	145-200	210 x 30 x 21	No	929000970006
CertaDrive 60W 360mA 170V 230V	No	No	L210	60	0.36	120-170	210 x 30 x 21	No	929000975006
CertaDrive 40W 360mA 110V 230V	No	No	L210	40	0.36	91-110	210 x 30 x 21	No	929000974906
CertaDrive 40W 240mA 160V 230V	No	No	L210	40	0.24	116-160	210 x 30 x 21	No	929000934906
CertaDrive 30W 330mA 82V 230V	No	No	L210	30	0.33	72-82	210 x 30 x 21	No	929000974806
CertaDrive 30W 350mA 82V 230V	No	No	L210	30	0.35	57-82	210 x 30 x 21	No	929000934806
LED driver 40W 280mA 132V 230V	No	No	L150	40	0.28	118-145	150 x 40 x 28	No	929000887280
CertaDrive 30W 0.4A 72V 230V	No	No	L138	30	0.4	56-80	138 x 25 x 22	No	929000914606
LED driver 20W 280mA 69V 230V	No	No	L138	20	0.28	64-76	138 x 25 x 22	No	929000887180
CertaDrive 30W 0.4A 80V 230V	No	No	L138	30	0.4	51-82	138 x 25 x 22	No	929001409780
CertaDrive 15W 0.4A 36V 230V	No	No	L138	15	0.4	30-42	138 x 25 x 22	No	929001409880
CertaDrive 65W 1.4A 46.5V 230V	No	Yes	L280	65	1.4	32-46.5	280 x 30 x 21	No	929001417280
CertaDrive 57W 1.05A 54V 230V	No	Yes	L280	57	1.05	32-54	280 x 30 x 21	No	929001417180
CertaDrive 44W 1.05A 42V 230V	No	Yes	L280	44	1.05	27-42	280 x 30 x 21	No	929001410880
CertaDrive 40W 0.9A 44V 230V	No	Yes	L280	40	0.9	29-44	280 x 30 x 21	No	929001410980
CertaDrive 38W 0.7A 54V 230V	No	Yes	L280	38	0.7	29-54	280 x 30 x 21	No	929001411080
CertaDrive 27W 0.5A 54V 230V	No	Yes	L280	27	0.5	36-54	280 x 30 x 21	No	929001411280
CertaDrive 26W 0.6A 44V 230V	No	Yes	L280	26	0.6	29-44	280 x 30 x 21	No	929001411380
CertaDrive 44W 1.05A 42V 230V I	No	Yes	L195	44	1.05	32-42	195 x 41 x 31	No	929001416380
CertaDrive 38W 0.9A 42V 230V I	No	Yes	L195	38	0.9	32-42	195 x 41 x 31	No	929001416280
CertaDrive 34W 0.8A 42V 230V I	No	Yes	L195	34	0.8	32-42	195 x 41 x 31	No	929001416180
CertaDrive 30W 0.7A 42V 230V I	No	Yes	L195	30	0.7	32-42	195 x 41 x 31	No	929001416080
CertaDrive 38W 1.1A 35V 230V I	No	Yes	L195	38	1.1	24-35	195 x 41 x 31	No	929001416980
CertaDrive 34W 1.05A 32V 230V I	No	Yes	L195	34	1.05	24-32	195 x 41 x 31	No	929001416480

TrustSight LED emergency systems

Linear

The new Philips TrustSight LED emergency systems are designed for your security. Philips LED TrustSight solutions are designed to operate LED luminaires on battery power when mains voltage is failing. In that case the LED emergency driver immediately switches to battery mode and takes over the function of the standard LED driver.

- Features

 - Integrated automatic self-test
 - Conditioned automatic discharge of batteries
 - Specially developed batteries for emergency lighting
 - EU compliance
 - 70,000 hours lifetime
- Benefits

 - Dedicated solutions for linear applications
 - Significantly smaller housing sizes
 - Genuine 21mm linear driver height
 - Forward voltage window suits new generation of LED boards
 - Easy to install via automatic current-setting and battery selection
 - 5 year warranty
- Applications

 - Office buildings
 - Public buildings (airports, cinemas, theaters, exhibition halls)
 - Retail (fashion, supermarkets, DIY)



Product specifications											
Product type	Housing	Output power	Output current range	Output voltage	Battery detection	Self test	DALI	Dimensions mm	Emergency time	Battery*	Order code
		W	mA	V							12NC
TrustSight Basic L 20-95V 3W	L245	3	32-150	20-95	Automatic	Manual	No	245 x 30 x 21	1 hour 3 hours	1300mA 2500mAh	913700767366
TrustSight Basic L 20-95V 6W	L245	6	64-300	20-95	Automatic	Manual	No	245 x 30 x 21	1 hour	2500mAh	913700767466
TrustSight Pro L 20-95V 3W	L245	3	32-150	20-95	Automatic	Automatic	No	245 x 30 x 21	1 hour 3 hours	1300mA 2500mAh	913700766766
TrustSight Pro L 20-95V 6W	L245	6	64-300	20-95	Automatic	Automatic	No	245 x 30 x 21	1 hour	2500mAh	913700766866
TrustSight DALI L 20-95V 3W	L245	3	32-150	20-95	Automatic	Automatic	Yes	245 x 30 x 21	1 hour 3 hours	1300mA 2500mAh	929000995966
TrustSight DALI L 20-95V 6W	L245	6	64-300	20-95	Automatic	Automatic	Yes	245 x 30 x 21	1 hour	2500mAh	929000996066

*Battery needs to be ordered separately.

Description	Order code
TrustSight Flat Batt NiMH 7.2V 1300mA	913700766966
TrustSight Flat Batt NiMH 7.2V 2500mAh	913700767066



LED Transformer

Portfolio

Constant Voltage	Dimming			Basic features and performances	
	DALI Dim	1-10V	Phase cut	Adjustable Output Power	Transformer lifetime (hours)
Performance	No	No	Yes (75W/150W)	PWM (75W/150W)	30,000
Mainstream	No	No	No	-	20,000



Performance

LED Transformer

LED Transformer range are designed to replace switching power supply (non lighting standard product) in matching constant voltage LED Strips in indoor application, therefore upgrade total lighting quality.

Dimmable LED Transformer range are designed to meet the market needs for dimming in specific application

- Features**
 - High frequency
 - Compact size
 - SELV compliant
 - Safety protections including overload protection and short circuit protection
 - Lifetime 30,000 hours
 - Phase cut dimming function for 75W & 150W
- Benefits**
 - Optimal performance thanks to the dedicated LED solution
 - Safe operation
 - Installation friendly, Class II and independent
 - 3 years warranty
 - CCC, CE, CB certificate
- Applications**
 - Hotel, Partially light the space, Living rooms, Corridors
 - Retail & Shopping Mall, Cabinet or shelf lighting
 - Restaurant, Enhance the ambience, create the mood
 - Decoration, Create space and layers, light sculpture



Product specifications								
Product type	Isolate	Housing	Max output power	Output current	Output voltage	Dimensions	Dimming	Order code
			W	A	V	mm		
LED Transformer 60W 24VDC	Yes	Plastic	60	0.75-2.5	22.8-25.2	180x52x30	No	913710032267
LED Transformer 120W 24VDC	Yes	Plastic	120	1.5-5	22.8-25.2	300x40x30	No	913710032567
Dimmable LED Transformer 75W 24VDC	Yes	Metal	75	0.938-3.125	22.8-25.2	213x54x33	Phase cut	913710033880
Dimmable LED Transformer 150W 24VDC	Yes	Metal	150	1.875-6.25	22.8-25.2	300x60x45	Phase cut	913710033980

Mainstream

LED Transformer

Economic range LED Transformer range are designed to replace switching power supply (non lighting standard product) in matching constant voltage LED Strips in indoor application, therefore upgrade total lighting quality.

- Features**
 - High frequency
 - Compact size
 - SELV compliant
 - Safety protections including overload protection and short circuit protection
 - Lifetime 20,000 hours
- Benefits**
 - Optimal performance thanks to the dedicated LED solution
 - Safe operation
 - Installation friendly, Class II
 - 2 years warranty
 - CCC, CE, CB certificate
- Applications**
 - Hotel, Partially light the space, Living rooms, Corridors
 - Retail & Shopping Mall, Cabinet or shelf lighting
 - Restaurant, Enhance the ambience, create the mood
 - Decoration, Create space and layers, light sculpture



Product specifications							
Product type	Housing	Max	Output output power	Output current	Dimensions voltage	Dimming	Order code
			W	A	V		
Economic LED Transformer 30W 24VDC	Plastic	30	0.375-1.25	22.8-25.2	150x40x28	No	913710033080
Economic LED Transformer 60W 24VDC	Plastic	60	0.75-2.5	22.8-25.2	211x40x32	No	913710033180
Economic LED Transformer 120W 24VDC	Plastic	120	1.5-5	22.8-25.2	280x40x34	No	913710033680
Economic LED Transformer 180W 24VDC	Plastic	180	2-7.5	22.8-25.2	300x50x35	No	913710033780



MultiOne configurator

The demands from customers for flexibility and diversity are fast increasing in multi-folds. This is the reason why Philips has introduced simplified tools which allow you to easily configure your drivers for ease of use.

The universal Philips MultiOne configurator is a tool you can use with any Philips programmable driver and configure the functions in your lighting solutions for any application. It has become a must-have in all applications where the lighting system needs to match specific requirements.

Features

- For use with all Philips LED, fluorescent and HID programmable drivers
- Suitable for standard Windows computers with USB connection
- Different interfaces depending on the installation
- Enables optimization of installation, last minute changes, easy diagnostics and maintenance

Benefits

- One tool for all Philips configurable drivers, both for conventional and LED systems
- Flexibility for OEM providing access to the features built into the driver
- Optimized for use in the production process
- Unique tool that combines configuration with diagnostics

Applications

- General lighting
- Retail lighting
- Outdoor lighting
- Office lighting

The MultiOne configurator consists of two building blocks

1 MultiOne Interface tool



LCN8600/00 MultiOne Interface USB2DALI

The interface that can be used with the MultiOne PC software to commission, configure, diagnose drivers via the DALI interface.



LCN9610 or LCN9620 MultiOne SimpleSet Interface

The tools can be used with the MultiOne PC software to configure drivers wirelessly using SimpleSet® Technology.

Product specifications

Product type	Order code
	12NC
LCN8600/00 MultiOne interface USB2DALI	9137 003 46703
LCN8650/10 MultiOne interface USB2ZigBee	9137 003 59203
LCN 9610 MultiOne interface SimpleSet®	9290 009 99400
LCN 9620 MultiOne interface SimpleSet®	9290 009 99500

2 MultiOne Software

Supporting MultiOne Software to be installed on a PC, laptop or production work station.

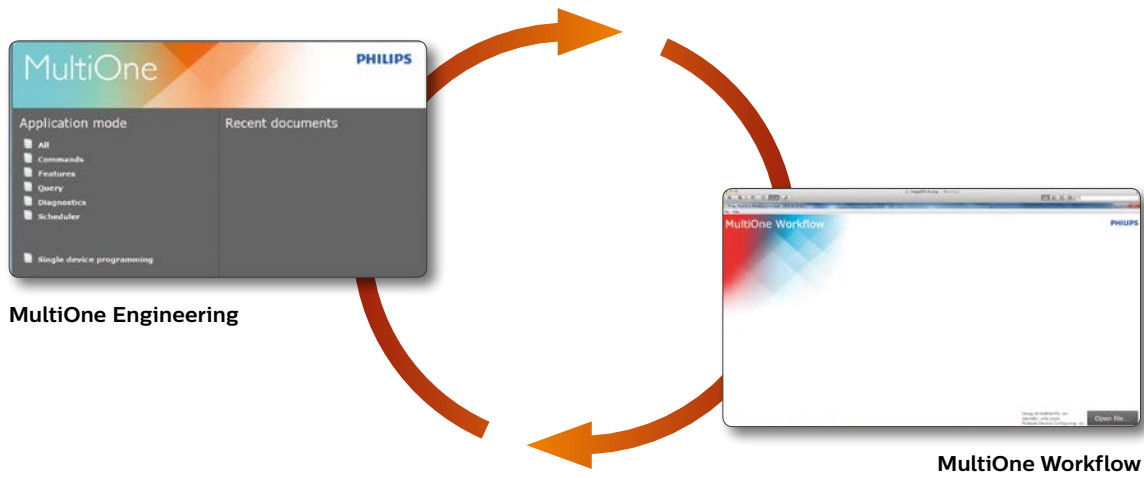
System requirements:

- Windows PC or laptop
- Microsoft windows 7, 8.0, 8.1 (support of Windows XP will stop in end 2015)
- USB 2.0 ports (Two free ports preferred)
- Min 35 MB of free disk space
- Microsoft .NET Framework 3.5 SP1

Free download
Find out more about MultiOne software via www.philips.com/multiOne

Philips MultiOne configurator

All programmable Outdoor, Indoor (Linear and Point) LED systems can be configured with the MultiOne configurator. Also all existing programmable conventional Philips systems, HID and FLUO can be configured with the same tool. Using the unique tool along with the installation of the software makes flexibility comes alive, providing you with access to all featured built in within the driver.



The **MultiOne configurator software** is free and downloadable from our website. It consists of:

1. MultiOne Engineering
Specially developed to access all functionalities of the driver; to configure, diagnose and prepare the configuration file for the production environment.

Also includes:

- DALI commands, scheduler
- SimpleSet®

2. MultiOne Workflow
Developed to configure all devices or subassemblies in the production environment in a simple and quick way.

Depending on the type of driver, a combination of features can be configured. With these features, one can create diversity (e.g. Adjustable light output and Adjustable output current), but also extra security (e.g. Module temperature protection and DC emergency), including costdown improvements (e.g. Constant light output, Dynadimmer and Corridor mode).

Detailed explanations of each feature and how to configure, are available in the instruction manual on our website.

www.philips.com/MultiOne

Configurable device features
Active cooling
Module temperature protection
DC emergency
End of life indication
Light source operating hours
Energy meter
Lamp burn-in
Lamp selection
Quick lamp start
Adjustable output current
Adjustable light output
Adjustable startup time
Constant light output
Constant light output Lite
Dimming interface
1-10 V dim level
AmpDim
LumiStep
LineSwitch
Touch and dim
Min dim level
Dynadimmer
Dynadimmer Lite
Corridor mode



LED lamps

LED spot

New! Master LED MR16	114
New! Master LED MR16 ExpertColor	117
Master LEDspot MV GU10	118
New! Master LEDspot LV AR111	120
New! Master LEDspot PAR	123

LED tube

New! Master LEDtube	126
New! Essential LEDtube	127
New! LED PLC	127

LED candle and lustre

Master LEDcandle DimTone	130
Master LEDlustre DimTone	131

LED bulb

Entry range LED bulb	134
New! Master LEDBulb Dimtone	135
New! LED Deco Classic	136
New! Scene Switch LED bulb	138
New! High Lumen LEDBulb	139

LED Deco Classic	140
------------------	-----

LED spot

Reliability and long lifetime is vital. Low maintenance means lowered operating costs and no business disruption, making sure customers are happy and keep coming back.



Master LED MR16

Spot

Delivering a warm, halogen-like accent beam, Philips Master LED MR16 is an ideal retrofit solution for spot and general lighting applications for use in the hospitality industry. The range is especially perfect for public spaces such as reception areas, lobbies, corridors, stairwells and washrooms, where there's light turned on all the time. The Master LED MR16 is well designed and robust, offering a variety of beam angles to manage a clearly defined beam spread suitable across various applications. There is no UV or IR in the beam, making it suitable for illuminating heat-sensitive objects (food, organic materials, paintings, etc.). The patented intelligent driver enables broad compatibility with existing electromagnetic and electronic halogen transformers. The dimmable versions drive further efficiencies, while helping to create the desired atmosphere to suit your needs.

Features

- Dimmable (7W and 8W versions)
- Patented intelligent driver
- Air movement mechanism
- Lifetime of 40,000 hours
- CRI90

Benefits

- Up to 80% energy savings compared to halogen lamp
- Broad compatibility with transformers
- Can be retrofitted with low-voltage MR16 halogen lamps with GU5.3 sockets

Applications

- Ideal for accent lighting in hotels, hospitals, shops and museums (e.g. floors, elevators, displays)
- Dimmable versions are perfect for hospitality suites and guest rooms requiring adjustable settings



Product specifications

Product type—Premium range LED MR16	Lamp Wattage	Replaced Wattage	Color temp.	Beam angle	Lumen	MBCP	Lifetime	CRI	Voltage	Dimming	Order code
	W	W	K	(°)	lm		Hours	Ra	V		12NC
MASTER LED 7-50W 927 MR16 15D Dim	7	50	2700	15	400	2900	40,000	90	12	Yes	929001152538
MASTER LED 7-50W 930 MR16 15D Dim	7	50	3000	15	420	3100	40,000	90	12	Yes	929001152638
MASTER LED 7-50W 940 MR16 15D Dim	7	50	4000	15	440	3250	40,000	90	12	Yes	929001152738
MASTER LED 7-50W 927 MR16 24D Dim	7	50	2700	24	420	2100	40,000	90	12	Yes	929001152838
MASTER LED 7-50W 930 MR16 24D Dim	7	50	3000	24	440	2200	40,000	90	12	Yes	929001152938
MASTER LED 7-50W 940 MR16 24D Dim	7	50	4000	24	460	2300	40,000	90	12	Yes	929001153038
MASTER LED 7-50W 927 MR16 36D Dim	7	50	2700	36	420	1200	40,000	90	12	Yes	929001153138
MASTER LED 7-50W 930 MR16 36D Dim	7	50	3000	36	440	1250	40,000	90	12	Yes	929001153238
MASTER LED 7-50W 940 MR16 36D Dim	7	50	4000	36	460	1300	40,000	90	12	Yes	929001153338
MASTER LED 6.5-50W 927 MR16 24D	6.5	50	2700	24	450	2250	40,000	90	12	No	929001154338
MASTER LED 6.5-50W 930 MR16 24D	6.5	50	3000	24	470	2350	40,000	90	12	No	929001154438
MASTER LED 6.5-50W 940 MR16 24D	6.5	50	4000	24	490	2450	40,000	90	12	No	929001154538
MASTER LED 6.5-50W 927 MR16 36D	6.5	50	2700	36	450	2250	40,000	90	12	No	929001154638
MASTER LED 6.5-50W 930 MR16 36D	6.5	50	3000	36	470	2350	40,000	90	12	No	929001154738
MASTER LED 6.5-50W 940 MR16 36D	6.5	50	4000	36	490	2450	40,000	90	12	No	929001154838
MASTER LED 8.0-50W 2700K MR16 24D Dim	8	50+	2700	24	635	3100	40,000	80	12	Yes	929001149808
MASTER LED 8.0-50W 3000 MR16 24D Dim	8	50+	3000	24	660	3250	40,000	80	12	Yes	929001149908
MASTER LED 8.0-50W 2700K MR16 36D Dim	8	50+	2700	36	635	1700	40,000	80	12	Yes	929001150108
MASTER LED 8.0-50W 3000 MR16 36D Dim	8	50+	3000	36	660	1800	40,000	80	12	Yes	929001150208



Product specifications

Product type—Entry range LED MR16	Lamp Wattage	Replaced Wattage	Color temp.	Beam angle	Lumen	MBCP	Lifetime	CRI	Voltage	Dimming	Order code
	W	W	K	(°)	lm		Hours	Ra	V		12NC
MASTER LED 4-35W 2700KK MR16 24D	4	35	2700	24	240	1000	25,000	80	12	NA	929001147408
MASTER LED 4-35W 2700KK MR16 36D	4	35	2700	36	240	550	25,000	80	12	NA	929001147508
MASTER LED 4-35W 3000K MR16 24D	4	35	3000	24	240	1000	25,000	80	12	NA	929001147708
MASTER LED 4-35W 3000K MR16 36D	4	35	3000	36	240	600	25,000	80	12	NA	929001147608
MASTER LED 5.5-50W 2700KK MR16 24D	5.5	50	2700	24	415	1800	25,000	80	12	NA	929001145908
MASTER LED 5.5-50W 2700KK MR16 36D	5.5	50	2700	36	415	1000	25,000	80	12	NA	929001146108
MASTER LED 5.5-50W 3000K MR16 24D	5.5	50	3000	24	425	1800	25,000	80	12	NA	929001146708
MASTER LED 5.5-50W 3000K MR16 36D	5.5	50	3000	36	425	1000	25,000	80	12	NA	929001146608
MASTER LED 5.5-50W 4000K MR16 24D	5.5	50	4000	24	450	1800	25,000	80	12	NA	929001146808
MASTER LED 5.5-50W 4000K MR16 36D	5.5	50	4000	36	450	1000	25,000	80	12	NA	929001146908



Master LED MR16 ExpertColor

Spot

Delivering a warm, halogen-like accent beam, Philips Master LED MR16 ExpertColor is an ideal retrofit solution for spot and general lighting applications for use in the hospitality industry. The range is especially perfect for public spaces such as reception areas, lobbies, corridors, stairwells and washrooms, where there's light turned on all the time. The Master LED MR16 ExpertColor is well designed and robust, offering a variety of beam angles to manage a clearly defined beam spread suitable across various applications. There is no UV or IR in the beam, making it suitable for illuminating heat-sensitive objects (food, organic materials, paintings, etc.). The patented intelligent driver enables broad compatibility with existing electromagnetic and electronic halogen transformers. The dimmable versions drive further efficiencies, while helping to create the desired atmosphere to suit your needs.

Features

- Unique halogen-like light output
- Deep-dimming
- High color quality, CRI 97, GAI 100
- Patented intelligent driver
- Lifetime of 40,000 hours

Benefits

- Up to 80% energy savings compared to halogen lamp
- Broad compatibility with transformers
- Can be retrofitted with low-voltage MR16 halogen lamps with GU5.3 sockets

Applications

- Ideal for accent lighting in hotels, shops and museums (e.g. floors, elevators, displays)
- Dimmable versions are perfect for hospitality suites and guest rooms requiring adjustable settings

New!



LED spot MR16

Product specifications

Product type—LED spot MR16	Power Wattage	Replaced Wattage	Base	Beam angle	Lumen	CCT	Intensity	Lifetime	CRI	Voltage	Dimming	Order code
	W	W		(°)	lm	k	Cd	Hours	Ra	V		12NC
MAS LED MR16 ExpertColor 7.2-50W 927 10D	7.2	50	GU5.3	10	450	2700	4500	40,000	97	12	Yes	929001241908
MAS LED MR16 ExpertColor 7.2-50W 930 10D	7.2	50	GU5.3	10	480	3000	5000	40,000	97	12	Yes	929001242008
MAS LED MR16 ExpertColor 7.2-50W 940 10D	7.2	50	GU5.3	10	480	4000	5000	40,000	97	12	Yes	929001242108
MAS LED MR16 ExpertColor 7.2-50W 927 24D	7.2	50	GU5.3	24	450	2700	2200	40,000	97	12	Yes	929001242208
MAS LED MR16 ExpertColor 7.2-50W 930 24D	7.2	50	GU5.3	24	480	3000	2400	40,000	97	12	Yes	929001242308
MAS LED MR16 ExpertColor 7.2-50W 940 24D	7.2	50	GU5.3	24	480	4000	2400	40,000	97	12	Yes	929001242408
MAS LED MR16 ExpertColor 7.2-50W 927 36D	7.2	50	GU5.3	36	450	2700	1350	40,000	97	12	Yes	929001242508
MAS LED MR16 ExpertColor 7.2-50W 930 36D	7.2	50	GU5.3	36	480	3000	1450	40,000	97	12	Yes	929001242608
MAS LED MR16 ExpertColor 7.2-50W 940 36D	7.2	50	GU5.3	36	480	4000	1450	40,000	97	12	Yes	929001242708

Master LEDspot MV GU10

Spot

The stylish Master LEDspot MV GU10 delivers a perfect for use in spotlighting for track, corridors, lift lobbies, display cases and cabinets. Versatile for use in hospitality and retail industries, where lights are expected to be turned on for extended hours, the Master LEDspot MV can deliver huge energy savings when used in volume and applied in public areas. While minimizing maintenance costs for retailers and building operators, brightness is never compromised, thereby ensuring a fast return on investment within an estimated period of one year. These LEDspots are compatible with most existing fixtures with a GU10 holder and are designed to be ideal retrofit replacements for halogen or incandescent spots. Dimmable models drive further efficiencies while helping you create the desired atmosphere via the different applications.

Features

- Compatible with an extensive range of dimmers
- Lifetime of 35,000 to 50,000 hours
- Clearly defined beam spread
- UV- and IR-free light for less heat and protection for heat-sensitive objects

Benefits

- Up to 80% energy savings compared to halogen lamp
- Easy retrofit
- Lower maintenance costs

Applications

- Retail
- Hospitality



Product specifications

Product type—Premium LED GU10	Lamp Wattage	Replaced Wattage	Color temp.	Beam angle	Lumen	MBCP	Lifetime	CRI	Voltage	Dimming	Order code
	W	W	K	(°)	lm		Hours	Ra	V		12NC
MAS LEDspotMV D 5.4-50W GU10 927 25D	5.4	50	2700	25	395	1350	50,000	90	230	Yes	929001138602
MAS LEDspotMV D 5.4-50W GU10 927 40D	5.4	50	2700	40	402	800	50,000	90	230	Yes	929001138702
MAS LEDspotMV D 5.4-50W GU10 930 25D	5.4	50	3000	25	395	1350	50,000	90	230	Yes	929001138802
MAS LEDspotMV D 5.4-50W GU10 930 40D	5.4	50	3000	40	402	800	50,000	90	230	Yes	929001138902
MAS LEDspotMV D 5.4-50W GU10 940 40D	5.4	50	4000	40	416	830	50,000	90	230	Yes	929001139102
MAS LEDspotMV D 4-35W GU10 927 25D	4	35	2700	25	272	925	50,000	90	230	Yes	929001139202
MAS LEDspotMV D 4-35W GU10 927 40D	4	35	2700	40	279	560	50,000	90	230	Yes	929001139302
MAS LEDspotMV D 4-35W GU10 930 25D	4	35	3000	25	282	962	50,000	90	230	Yes	929001139402
MAS LEDspotMV D 4-35W GU10 930 40D	4	35	3000	40	290	582	50,000	90	230	Yes	929001139502
MAS LEDspotMV D 4-35W GU10 940 25D	4	35	4000	25	307	1040	50,000	90	230	Yes	929001139602
MAS LEDspotMV D 4-35W GU10 940 40D	4	35	4000	40	314	624	50,000	90	230	Yes	929001139702

Product type—Premium DimTone LED GU10											
MAS LEDspotMV DimTone 4.5-50W GU10 25D	4.5	50	2200-2700	25	385	1400	50,000	80	230	Yes	929001130802
MAS LEDspotMV DimTone 4.5-50W GU10 40D	4.5	50	2200-2700	40	385	800	50,000	80	230	Yes	929001130902



Product specifications

Product type—Master Value GU10	Lamp Wattage	Replaced Wattage	Color temp.	Beam angle	Lumen	MBCP	Lifetime	CRI	Voltage	Dimming	Order code
	W	W	K	(°)	lm		Hours	Ra	V		12NC
MAS LEDspot MV VLE D 3.5-35W GU10 827 40D	3.5	35	2700	40	305	550	35,000	80	230	Yes	929001215502
MAS LEDspot MV VLE D 3.5-35W GU10 830 40D	3.5	35	3000	40	315	550	35,000	80	230	Yes	929001215602
MAS LEDspot MV VLE D 3.5-35W GU10 840 40D	3.5	35	4000	40	330	550	35,000	80	230	Yes	929001215702
MAS LEDspot MV VLE D 4.3-50W GU10 827 40D	4.3	50	2700	40	420	750	35,000	80	230	Yes	929001216102
MAS LEDspot MV VLE D 4.3-50W GU10 830 40D	4.3	50	3000	40	430	750	35,000	80	230	Yes	929001216202
MAS LEDspot MV VLE D 4.3-50W GU10 840 40D	4.3	50	4000	40	450	750	35,000	80	230	Yes	929001216302

Master LEDspot LV AR111

Spot

Delivering a warm, halogen-like accent beam, Master LEDspot LV AR111 is an ideal retrofit solution for spot and general lighting applications in the hospitality and retail industry. It is particularly suitable for general lighting where the light is on all the time, such as creative accent lighting applications in shops, restaurants, hotels, and especially for galleries, exhibitions and museums. The robustly designed Master LEDspot LV AR111 offers various beam angles for a clearly defined beam spread. There is no UV or IR in the beam, making it suitable for illuminating heat-sensitive objects (food, organic materials, paintings, etc.). The patented intelligent driver enables broad compatibility with existing electromagnetic and electronic halogen transformers. Master LEDspot LV AR111 delivers huge energy savings and minimizes maintenance cost without any reduction in brightness.

- Features

 - Patented intelligent driver
 - Lifetime of 25,000 to 40,000 hours
 - Low energy consumption
 - Clearly defined beam spread
 - UV- and IR-free light for less heat and protection for heat-sensitive objects
- Benefits

 - Up to 80% energy savings compared to halogen lamp
 - Broad compatibility with transformers
 - Easy retrofit
- Applications

 - Retail, F&B, hospitality
 - Galleries, museums, exhibitions, lobbies, corridors, stairwells, wash rooms, reception areas



Product specifications

	Lamp Wattage	Replaced Wattage	Color temp.	Beam angle	Lumen	MBCP	Lifetime	CRI	Voltage	Dimming	Order code
	W	W	K	(°)	lm		Hours	Ra	V		12NC
MAS LEDspotLV D 11-50W 927 AR111 8D	11	50	2700	8	560	7800	40,000	90	12	Yes	929001243902
MAS LEDspotLV D 11-50W 930 AR111 8D	11	50	3000	8	580	8000	40,000	90	12	Yes	929001244002
MAS LEDspotLV D 11-50W 927 AR111 24D	11	50	2700	24	620	2900	40,000	90	12	Yes	929001169808
MAS LEDspotLV D 11-50W 930 AR111 24D	11	50	3000	24	640	3000	40,000	90	12	Yes	929001169908
MAS LEDspotLV D 11-50W 927 AR111 40D	11	50	2700	40	620	1100	40,000	90	12	Yes	929001170008
MAS LEDspotLV D 11-50W 930 AR111 40D	11	50	3000	40	640	1150	40,000	90	12	Yes	929001170108
MAS LEDspotLV D 15-75W 927 AR111 24D	15	75	2700	24	830	3900	40,000	90	12	Yes	929001170208
MAS LEDspotLV D 15-75W 930 AR111 24D	15	75	3000	24	840	4000	40,000	90	12	Yes	929001170308
MAS LEDspotLV D 15-75W 927 AR111 40D	15	75	2700	40	830	1400	40,000	90	12	Yes	929001170408
MAS LEDspotLV D 15-75W 930 AR111 40D	15	75	3000	40	840	1450	40,000	90	12	Yes	929001170508
MAS LEDspotLV D 20-100W 830 AR111 12D	20	100	3000	12	1350	10,000	25,000	80	12	Yes	929001170608
MAS LEDspotLV D 20-100W 840 AR111 12D	20	100	4000	12	1400	11,000	25,000	80	12	Yes	929001170708
MAS LEDspotLV D 20-100W 830 AR111 24D	20	100	3000	24	1350	6000	25,000	80	12	Yes	929001170908
MAS LEDspotLV D 20-100W 840 AR111 24D	20	100	4000	24	1400	6100	25,000	80	12	Yes	929001171008
MAS LEDspotLV D 20-100W 830 AR111 40D	20	100	3000	40	1350	2350	25,000	80	12	Yes	929001171208
MAS LEDspotLV D 20-100W 840 AR111 40D	20	100	4000	40	1400	2350	25,000	80	12	Yes	929001171308



Master LEDspot PAR

Spot

With its robust design and warm-white beam of light, these new-generation PAR lamps are ideal for general lighting and spot lighting in the hospitality industry. Dimmable and non-dimmable models are available for your careful selection to meet various application needs. They are especially suitable for public areas such as lobbies, corridors, stairwells, where the light is always on. Compatible with existing fixtures with an E27 holder and designed for retrofit replacement of halogen or incandescent lamps, Philips Master LEDspot PAR brings you huge energy savings while minimizing maintenance costs without any reduction in brightness. The dimmable PAR20 in particular, is a perfect retrofit replacement for an incandescent spot.

- Features**
 - Lifetime of 25,000 to 45,000 hours
 - Dimmable
 - UV and IR-free, ideal for lighting heat-sensitive objects
 - Free of mercury and hazardous materials
- Benefits**
 - Up to 80% energy savings compared to halogen lamp
 - Easy retrofit and compatible with existing fixtures with E27 holder
 - Lower maintenance costs
- Applications**
 - Especially suitable for public areas like lobbies, corridors, stairwells and restaurants/bars




Product specifications											
Product type—Retail LED PAR30	Lamp Wattage	Replaced Wattage	Color temp.	Beam angle	Lumen	MBCP	Lifetime	CRI	Voltage	Dimming	Order code
	W	W	K	(°)	lm		Hours	Ra	V		12NC
MasterLED PAR30L 20W 15D 3000K SO	20	NA	3000	15	1800	18,000	25,000	80	220	No	929001132908
MasterLED PAR30L 20W 15D 4000K SO	20	NA	4000	15	1850	18,500	25,000	80	220	No	929001133008
MasterLED PAR30L 20W 30D 3000K SO	20	NA	3000	30	1800	4850	25,000	80	220	No	929001133108
MasterLED PAR30L 20W 30D 4000K SO	20	NA	4000	30	1850	5000	25,000	80	220	No	929001133208
MasterLED PAR30L 32W 15D 3000K SO	32	NA	3000	15	3000	30,000	25,000	80	220	No	929001202608
MasterLED PAR30L 32W 15D 4000K SO	32	NA	4000	15	3000	30,000	25,000	80	220	No	929001202708
MasterLED PAR30L 32W 15D 5700K SO	32	NA	5700	15	3000	30,000	25,000	80	220	No	929001202808
MasterLED PAR30L 32W 30D 3000K SO	32	NA	3000	30	3000	8000	25,000	80	220	No	929001202908
MasterLED PAR30L 32W 30D 4000K SO	32	NA	4000	30	3000	8000	25,000	80	220	No	929001203008
MasterLED PAR30L 32W 30D 5700K SO	32	NA	5700	30	3000	8000	25,000	80	220	No	929001203108

Product type—Dimmable PAR											
MASTER LEDspot D 5.5-50W 2700K PAR20 25D	5.5	50	2700	25	440	2000	45,000	80	230	Yes	929001145302
MAS LEDspot D 9.5-75W 827 PAR30S 25D SO	9.5	75	2700	25	700	3500	45,000	80	230	Yes	929001198702
MASTER LEDspot D 13-100W 827 PAR38 25D	13	100	2700	25	1100	5000	40,000	80	230	Yes	929001142802

LED tube

A perfect tube with a perfectly uniform visual appearance delivering superior performance, far more outstanding than the traditional fluorescent.



Master LEDtube

Tube

The Philips Master LEDtube cleverly integrates LED light sources into a traditional fluorescent form factor. Its unique design creates a perfectly familiar and uniform visual appearance which cannot be distinguished from its traditional fluorescent equivalent. For volume usage, and wide-scale applications, the Master LEDtube is great value-for-money, actualizing your projects within limited budgets and easy re-lamping works can be done to achieve better light effects and lifetime.

- Features**

 - Fit-and-forget LED tube, a direct replacement for T8 fluorescent tube
 - Energy consumption >50% lower than fluorescent tubes
 - Lifetime up to 50,000hours: 2-3 times longer than fluorescent lamps
 - Full safety features and EM Protector safety device; completely safe installation process
 - No mercury
- Benefits**

 - Reduced operational costs due to lower need for maintenance
 - Energy savings and a long life time
 - Fastest and easiest way to upgrade existing luminaire to LED technology without a need for re-wiring
 - Comfort to the eye, and minimal heat
- Applications**

 - Retail, industry
 - Offices, schools
 - Hospitals, indoor public spaces
 - Parking lots, covered car parks
 - Warehouses, cold-rooms, signages
 - Transport and distribution areas

For APR excluding Japan



Product specifications											
Product type—Master LEDtube	Lumen	Wattage	Voltage	Color temp.	Beam angle	CRI	Power factor	Lifetime	Frequency	Dimming	Order code
	lm	W	V	K	(°)	Ra	Pf	Hours	Hz		12NC
MAS LEDtube 1200mm HO 14W865 T8	2100	14	220-240	6500	150	83	>0.9	50,000	50/60	No	929001299408
MAS LEDtube 1200mm HO 14W840 T8	2100	14	220-240	4000	150	83	>0.9	50,000	50/60	No	929001299308
MAS LEDtube 1200mm HO 14W830 T8	2000	14	220-240	3000	150	83	>0.9	50,000	50/60	No	929001299208
MAS LEDtube 600mm HO 8W865 T8	1050	8	220-240	6500	150	83	>0.9	50,000	50/60	No	929001299708
MAS LEDtube 600mm HO 8W840 T8	1050	8	220-240	4000	150	83	>0.9	50,000	50/60	No	929001299608
MAS LEDtube 600mm HO 8W830 T8	1000	8	220-240	3000	150	83	>0.9	50,000	50/60	No	929001299508
MAS LEDtube STD 1200mm 10.5W865 T8 I	1600	10.5	220-240	6500	150	83	>0.9	50,000	50/60	No	929001297708
MAS LEDtube STD 1200mm 10.5W840 T8 I	1600	10.5	220-240	4000	150	83	>0.9	50,000	50/60	No	929001297608

Product type—Master LEDtube G5 Lamp holders*											
MASTER LEDtube 1200mm 13W865 G5 I	1600	13	NA	6500	160	83	NA	40,000	NA	No	929001131210
MASTER LEDtube 1200mm 13W840 G5 I	1600	13	NA	4000	160	83	NA	40,000	NA	No	929001131110
MASTER LEDtube 600mm 7.5W865 G5 I	800	7.5	NA	6500	160	83	NA	40,000	NA	No	929001155010
MASTER LEDtube 600mm 7.5W840 G5 I	800	7.5	NA	4000	160	83	NA	40,000	NA	No	929001154910

Product type—Master LEDtube Ultra Output											
MAS LEDtube 1200mm UO 16W 865 T8	2500	16	220-240	6500	150	83	>0.9	50,000	50/60	No	929001298002
MAS LEDtube 1200mm UO 16W 840 T8	2500	16	220-240	4000	150	83	>0.9	50,000	50/60	No	929001297902
MAS LEDtube 1200mm UO 16W 830 T8	2300	16	220-240	3000	150	83	>0.9	50,000	50/60	No	929001297802
MAS LEDtube 1500mm UO 24W 865 T8	3700	24	220-240	6500	150	83	>0.9	50,000	50/60	No	929001298302
MAS LEDtube 1500mm UO 24W 840 T8	3700	24	220-240	4000	150	83	>0.9	50,000	50/60	No	929001298202
MAS LEDtube 1500mm UO 24W 830 T8	3400	24	220-240	3000	150	83	>0.9	50,000	50/60	No	929001298102

*Only applies to Philips approved CertaDrive models.

Essential LEDtube

Tube

Philips Essential LEDtube is an affordable LED tube suitable for T8 fluorescent replacements. The product delivers a natural lighting effect that is needed across a wide range of general lighting applications. It also brings instant energy savings and cost savings, when applied to projects of substantial scale, making this a much more environmentally-friendly and superior solution to replace fluorescents.

- Features**

 - Affordable LED replacement for T8 fluorescent tubes
 - Energy consumption >50% lower than fluorescent tubes
 - 30,000 hours lifetime, twice the length of normal fluorescents
 - No mercury
- Benefits**

 - Reduced electricity costs thanks to significant energy savings
 - Longer lifetime equates to reduced maintenance costs
 - A better choice for the environment – no mercury
 - Comfort to the eye, and minimal heat
- Applications**

 - Retail, offices
 - Industry, warehouses, public places,
 - Schools, hospitals, car parks



Product specifications											
Product type—Essential LEDtube	Lumen	Wattage	Voltage	Color temp.	Beam angle	CRI	Power factor	Lifetime	Frequency	Dimming	Order code
	lm	W	V	K	(°)	Ra	Pf	Hours	Hz		12NC
ESSENTIAL LEDtube 1200mm 16W865 T8AP I G	1600	16	220-240	6500	240	80	>0.9	30,000	50/60	No	929001173108
ESSENTIAL LEDtube 1200mm 16W840 T8AP I G	1600	16	220-240	4000	240	80	>0.9	30,000	50/60	No	929001173008
ESSENTIAL LEDtube 600mm 8W865 T8 AP I G	800	8	220-240	6500	240	80	>0.9	30,000	50/60	No	929001173308
ESSENTIAL LEDtube 600mm 8W840 T8 AP I G	800	8	220-240	4000	240	80	>0.9	30,000	50/60	No	929001173208
ESSENTIAL LEDtube 1200mm 20W865 T8 AP I G	2100	20	220-240	6500	240	80	>0.9	30,000	50/60	No	929001224508
ESSENTIAL LEDtube 1200mm 20W840 T8 AP I G	2100	20	220-240	4000	240	80	>0.9	30,000	50/60	No	929001224408

LED PLC

Tube

LED PLC is a downlighting lamp replacement that delivers incredible energy savings thanks to energy efficient LED core, 30,000 hours lifetime. A retrofit lamp that's simple to install, fit most of EM ballast fixtures and requires less maintenance and servicing. So you can downsize your downlighting costs with energy efficient LED.

- Features**

 - To ensure maximum compatibility with existing luminaires, directional PLC LED often need to be adjusted towards where light is needed most. That's why Philips PLC LED products have this feature. It allows the PLC LED to be easily rotated up to 90 degrees, giving you the freedom to direct the light to best effect.
- Benefits**

 - High Output for high efficiency - designed to comply with key industry standards
 - Reliable operation between 20°C to 35°C ambient temperature
 - Rated average life of 30,000 hours
 - 50,000 switching cycles
- Applications**

 - Hallways
 - Meeting Rooms
 - Reception
 - Staircases
 - Restrooms



Product specifications											
Product type—LED PLC	Lumen	Wattage	Voltage	Color temp.	Beam angle	CRI	Power factor	Lifetime	Frequency	Dimming	Order code
	lm	W	V	K	(°)	Ra	Pf	Hours	Hz		12NC
LED PLC 8.5W 865 2P G24d-3	1000	8.5	220-240	6500	120	83	0.9	30,000	50/60	No	929001280108
LED PLC 8.5W 840 2P G24d-3	950	8.5	220-240	4000	120	83	0.9	30,000	50/60	No	929001201308
LED PLC 8.5W 830 2P G24d-3	900	8.5	220-240	3000	120	83	0.9	30,000	50/60	No	929001201208
LED PLC 6.5W 865 2P G24d-2	700	6.5	220-240	6500	120	83	0.9	30,000	50/60	No	929001280208
LED PLC 6.5W 840 2P G24d-2	650	6.5	220-240	4000	120	83	0.9	30,000	50/60	No	929001201508
LED PLC 6.5W 830 2P G24d-2	600	6.5	220-240	3000	120	83	0.9	30,000	50/60	No	929001201408

LED candle and lustre

Designed to enhance the aesthetic appeal of chandeliers and luminaires, these bulbs come in classical form factors with unique eye-catching lens design for the extra sparkle.



Master LEDcandle DimTone

Candle and lustre

Specially developed for chandeliers, we’ve upgraded our Master LEDcandle lamps to enhance the decorative and aesthetic appeal of luminaires – whether they are switched on or off. The new candles incorporate a revolutionary new shaped lens that allows the optics to radiate brilliant, clear and sparkling white LED light. The improved light quality provides consistent colour from every angle – even when dimmed in the most intimate of ambiances. What’s more, the new ivory lamp colour is the perfect match for existing luminaires. The classic slender shape when used in multiple quantities will ensure the whole luminaire lights up brilliantly.

- Features

 - With DimTone technology
 - Revolutionary new lens design
 - Lifetime of 25,000 hours
 - Retrofittable with existing E14 or B22 sockets
 - Available in 25 W and 40 W
- Benefits

 - Sparkling white LED light
 - Low energy consumption
 - Dimmable, saving more energy
- Applications

 - Hotels, restaurants, bars, cafés
 - Wall scone or modern luminaire



Product specifications											
Product type	Cap	Bulb shape	Lamp wattage	Replaced wattage	Color temp.	Lumen	Lifetime	CRI	Voltage	Dimming	Order code
			W	W	K	lm	Hours	RA	V		12NC
MAS LEDcandle DT 6-40W B38 B22 827 CL	B22	LED Candle	6.0	40	2200-2700	470	25,000	80	220-240	Yes	929001140802
MAS LEDcandle DT 6-40W B38 E14 827 CL	E14	LED Candle	6.0	40	2200-2700	470	25,000	80	220-240	Yes	929001140402
MAS LEDcandle DT 6-40W BA38 E14 827 CL	E14	LED Candle	6.0	40	2200-2700	470	25,000	80	220-240	Yes	929001140502
MAS LEDcandle DT 6-40W B38 B22 827 CL	B22	LED Candle	6.0	40	2200-2700	470	25,000	80	220-240	Yes	929001140802
MAS LEDcandle DT 6-40W B38 E27 827 CL	E27	LED Candle	6.0	40	2200-2700	470	25,000	80	220-240	Yes	929001157902
MAS LEDcandle DT 6-40W B38 B15 827 CL	B15	LED Candle	6.0	40	2200-2700	470	25,000	80	220-240	Yes	929001140302
MAS LEDcandle DT 4-25W B38 E14 827 CL	E14	LED Candle	4.0	25	2200-2700	250	25,000	80	220-240	Yes	929001139802
MAS LEDcandle DT 4-25W BA38 E14 827 CL	E14	LED Candle	4.0	25	2200-2700	250	25,000	80	220-240	Yes	929001139902
MAS LEDcandle DT 8-60W E14 B40 C	E14	LED Candle	8.0	60	2700	806	25,000	80	220-240	Yes	929001140402

Master LEDlustre DimTone

Candle and lustre

A new shape developed for chandeliers or open luminaires, the LEDlustre DimTone range gives off light all around due to its clear bulb head, enhancing the decorative appeal of all luminaires. The creatively shaped lens allow the optics to radiat brilliant, clear and sparkling white LED light that yet releases minimal heat. The improved light quality is beautiful, suitable for a variety of luminaires and open cords used often in hotels, F&B chains and in retail.

- Features

 - With DimTone technology
 - Revolutionary new lens design
 - Lifetime of 25,000 hours
 - Retrofittable with existing E14 and E27 holders
 - Available in 25 W and 40 W
- Benefits

 - Sparkling white LED light
 - Low energy consumption
 - Dimmable to save even more energy
- Applications

 - Hotels, restaurants, bars, cafés
 - CHandelier, open luminaire, or glass luminaire



Product specifications											
Product type	Cap	Bulb shape	Lamp wattage	Replaced wattage	Color temp.	Lumen	Lifetime	CRI	Voltage	Dimming	Order code
			W	W	K	lm	Hours	RA	V		12NC
MAS LEDlustre DT 6-40W P48 E14 827 CL	E14	LED Lustre	6.0	40	2200-2700	470	25,000	80	220-240	Yes	929001140602
MAS LEDlustre DT 6-40W P48 E27 827 CL	E27	LED Lustre	6.0	40	2200-2700	470	25,000	80	220-240	Yes	929001140702
MAS LEDlustre DT 6-40W P48 B22 827 CL	B22	LED Lustre	6.0	40	2200-2700	470	25,000	80	220-240	Yes	929001157302
MAS LEDlustre DT 4-25W P48 E14 827 CL	E14	LED Lustre	4.0	25	2200-2700	250	25,000	80	220-240	Yes	929001140002
MAS LEDlustre DT 4-25W P48 E27 827 CL	E27	LED Lustre	4.0	25	2200-2700	250	25,000	80	220-240	Yes	929001140102
MAS LEDlustre DT 8-60W E14 P50 CL	E14	LED Lustre	8.0	60	2700	806	25,000	80	220-240	Yes	92900121190

TrueForce

Candle and lustre

The latest breakthrough in the range of LED bulb – TrueForce. This is High Intensity Bulb to retrofit HPI 250w & 400w.

- Features

 - Plug and play & Easy to install and less time consuming working at height
 - Lifetime of 50,000 hours
- Benefits

 - Reduce the investment cost, risk and more safer
- Applications

 - Warehouses, Production lines, Sports halls, Transportation hubs, Hypermarkets, Shopping malls



Product specifications											
Product type—LED PLC	Lumen	Wattage	Voltage	Color temp.	Beam angle	CRI	Power factor	Lifetime	Frequency	Dimming	Order code
	lm	W	V	K	(°)	Ra	Pf	Hours	Hz		12NC
TrueForce 90w	11000	90	220-240	4000	60	70	>0.7	50000	50/60Hz	NO	TBC
TrueForce 90w	11000	90	220-240	4000	120	70	>0.7	50000	50/60Hz	NO	TBC
TrueForce 150w	20000	150	220-240	4000	60	70	>0.7	50000	50/60Hz	NO	TBC
TrueForce 150w	20000	150	220-240	4000	120	70	>0.7	50000	50/60Hz	NO	TBC

LED bulb

We started the journey 125 years ago. And we are more determined than ever to challenge the convention, improving the technology and how it illuminates our world.



Entry range LED bulb

Bulb

Our Philips signature entry-level LED bulb provides an instant-on, retrofit lighting solution, perfect for use in large volumes across multiple application areas. It delivers energy savings, reduces the need for regular bulb replacement, without compromising on the quality of your warm or white light. Available in E27 lamp base, and two color temperatures. Comfortable to the eye with minimal glare.

- Features

 - Instant start
 - Simple replacement with existing sockets and fixtures
 - Manufactured without any hazardous materials, making them a safe and sustainable choice
- Benefits

 - Minimal heat, and comfort to the eye
 - No UV and IR, safe for fabric and light sensitive materials
 - Easy retrofit
 - Long lifetime of up to 15 years, reducing the need for maintenance
- Applications

 - Shops, hotels, restaurants, bars, cafés
 - Galleries, museums, exhibitions, lobbies, corridors, stairwells, wash rooms, reception areas



Entry range LED bulb

Product specifications

Product type	Cap	Bulb shape	Lamp wattage	Replaced GLS wattage	Color temp.	Lumen	Lifetime	CRI	Voltage	Dimming	Order code
			W	W	K	lm	Hours	RA	V		
LEDBulb 6-50W E27 3000K 230V A60	E27	A60	6.0	50	3000	470	15,000	80	220-240	No	929001162037
LEDBulb 7-60W E27 3000K 230V A60	E27	A60	7.0	60	3000	600	15,000	80	220-240	No	929001162137
LEDBulb 9.5-70W E27 3000K 230V A60	E27	A60	9.5	70	3000	806	15,000	80	220-240	No	929001162237
LEDBulb 10.5-85W E27 3000K 230V A60	E27	A60	10.5	85	3000	1055	15,000	80	220-240	No	929001162337
LEDBulb 13-100W E27 3000K 230V A60	E27	A60	13.0	100	3000	1400	15,000	80	220-240	No	929001162437
LEDBulb 6-50W E27 6500K 230V A60	E27	A60	6.0	50	6500	470	15,000	80	220-240	No	929001163537
LEDBulb 7-60W E27 6500K 230V A60	E27	A60	7.0	60	6500	600	15,000	80	220-240	No	929001163637
LEDBulb 9-70W E27 6500K 230V A60	E27	A60	9.0	70	6500	806	15,000	80	220-240	No	929001163737
LEDBulb 10.5-85W E27 6500K 230V A60	E27	A60	10.5	85	6500	1055	15,000	80	220-240	No	929001163837
LEDBulb 13-100W E27 6500K 230V A60	E27	A60	13.0	100	6500	1400	15,000	80	220-240	No	929001163937
LEDBulb 18-130W E27 6500K 230V A67	E27	A67	18.0	130	6500	2000	15,000	80	220-240	No	929001165019

Master LEDBulb Dimtone

Bulb

The Master LEDBulb DimTone range delivers a dimmable glow effect for a welcoming, warm atmosphere, making it ideal for general lighting applications in the hospitality segment. Its unique design radiates warm light all around, making it a bright and energy efficient alternative to the incandescent lamp. They are particularly suitable for public areas such as lobbies, corridors, stairwells, where the light is always on. Compatible with existing fixtures with E27 or B22 holder, they are designed for retrofit replacement of incandescent bulbs. Master LEDBulb DimTone delivers huge energy savings and minimizes maintenance cost without any compromise on light quality. They can be used together with most leading-edge dimmers, enabling further efficiencies while helping to create the desired atmosphere.

- Features

 - Dimmable
 - Compatible with an extensive range of dimmers
 - Warm white light
 - Lifetime of 25,000 hours
 - UV- and IR-free light
- Benefits

 - Up to 80% energy savings compared to traditional incandescent lamps
 - Easy (retrofit) replacement
 - Lower maintenance costs
- Applications

 - Hotels, restaurants, bars, cafés
 - Lobbies, corridors, stairwells, reception areas



Product specifications

Product type	Cap	Bulb shape	Lamp wattage	Replaced GLS wattage	Color temp.	Lumen	Lifetime	CRI	Voltage	Dimming	Order code
			W	W	K	lm	Hours	RA	V		
MAS LEDbulb DT 6-40W E27 A60 CL	E27	A60	6.0	40	2200-2700	470	25,000	80	220-240	Yes	929001150802
MAS LEDbulb DT 6-40W B22 A60 CL	B22	A60	6.0	40	2200-2700	470	25,000	80	220-240	Yes	929001150602
MAS LEDbulb DT 9-60W E27 A60 CL	E27	A60	9.0	60	2200-2700	806	25,000	80	220-240	Yes	929001150902
MAS LEDbulb DT 9-60W B22 A60 CL	B22	A60	9.0	60	2200-2700	806	25,000	80	220-240	Yes	929001150702
MAS LEDbulb DT 11-75W A67 E27 827 FR	E27	A60	11.0	75	2200-2700	1055	25,000	80	220-240	Yes	929001200502
MAS LEDbulb DT 11-75W A67 B22 827 FR	B22	A60	11.0	75	2200-2700	1055	25,000	80	220-240	Yes	929001200402
MAS LEDbulb DT 15-100W A67 E27 827 FR	E27	A67	15.0	100	2200-2700	1521	25,000	80	220-240	Yes	929001184402
MAS LEDbulb DT 15-100W A67 B22 827 FR	B22	A67	15.0	100	2200-2700	1521	25,000	80	220-240	Yes	929001200302

LED Deco Classic

Bulb

LED Deco Classic is the perfect LED filament bulb looking like the tungsten classic, yet giving you an estimated energy savings of 90%. It sets off beautiful, decorative, warm light in a variety of bulb shapes from the standard to the tall/balloon shape giving off a brighter and more defined, warm glow. The LED Deco Classic is ideal for installation in a variety of fixtures whether exposed or within glass shades. The bulb itself is an art form, working perfectly with modern or classic chandeliers, wall sconces and open fixtures.

Features

- A classic bulb with a modern LED twist
- Timeless shape with hardy strands of LED filament
- Available in multiple wattages

Benefits

- Energy savings estimated around 90%
- Long lifetime, unlike the old incandescent
- Instant on, little heat
- Environmentally friendly, contains no mercury

Applications

- Home: living room, bedroom
- Hospitality: restaurants, cafe and bars, hotel lobbies and guest rooms



LED Deco classic

Product specifications

Product type	Cap	Bulb shape	Lamp wattage	Replaced wattage	Color temp.	Lumen	Lifetime	CRI	Voltage	Dimming	Order code
			W	W	K	lm	Hours	RA	V		12NC
LED Fila 4.3-50W E27 WW A60 ND	E27	Filament A60	4.3	50	2700	470	15,000	>80	220-240	No	929001180407
LED Fila 7.5-70W E27 WW A60 ND	E27	Filament A60	7.5	70	2700	806	15,000	>80	220-240	No	929001180507
LED Fila 2.3-25W E27 WW ST64 ND	E27	Filament ST64	2.3	25	2700	250	15,000	>80	220-240	No	929001190208
LED Fila 4.3-50W E27 WW ST64 ND	E27	Filament ST64	4.3	50	2700	470	15,000	>80	220-240	No	929001190408
LED Fila 7.5-70W E27 WW ST64 ND	E27	Filament ST64	7.5	70	2700	806	15,000	>80	220-240	No	929001190808
LED Fila 2.3-25W E14 WW B35 ND	E14	Filament B35	2.3	25	2700	250	15,000	>80	220-240	No	929001180107
LED Fila 2.3-25W E14 WW BA35 ND	E14	Filament BA35	2.3	25	2700	250	15,000	>80	220-240	No	929001180307
LED Fila 2.3-25W E14 WW P45 ND	E14	Filament P45	2.3	25	2700	250	15,000	>80	220-240	No	929001180207
LEDClassic 4.5-50W P45 E27 WW CL	E27	Filament P45	4.5	50	2700	470	15,000	80	220-240	Yes	929001227608
LEDClassic 4.5-50W A60 E27 WW CL	E27	Filament B35	4.5	50	2700	470	15,000	80	220-240	Yes	929001227908
LEDClassic 4.5-50W B35 E14 WW CL	E14	Filament BA35	4.5	50	2700	470	15,000	80	220-240	Yes	929001227208
LEDClassic 4.5-50W BA35 E14 WW CL	E14	Filament BA35	4.5	50	2700	470	15,000	80	220-240	Yes	929001227308
LEDClassic 4.5-50W P45 E14 WW CL	E14	Filament P45	4.5	50	2700	470	15,000	80	220-240	Yes	929001227408
LEDClassic 8-60W A60 E27 2200K CL-Gold	E27	Filament A60	8	60	<2200	600	15,000	80	220-240	Yes	929001228108
LEDClassic 8-60W G120 E27 2200K CL-Gold	E27	Filament G120	8	60	<2200	600	15,000	80	220-240	Yes	929001229108
LEDClassic 8-60W ST64 E27 2200K CL-Gold	E27	Filament ST64	8	60	<2200	600	15,000	80	220-240	Yes	929001228908
LEDClassic 8-70W ST64 E27 WW CL-Gold	E27	Filament ST64	8	70	<2200	800	15,000	80	220-240	Yes	929001228508
LEDClassic 8-70W A60 E27 WW CL	E27	Filament A60	8	70	2700	800	15,000	80	220-240	Yes	929001228008
LEDClassic 8-70W G93 E27 WW CL	E27	Filament G93	8	70	2700	800	15,000	80	220-240	Yes	929001229008
LEDClassic 8-70W ST64 E27 WW CL	E27	Filament ST64	8	70	2700	800	15,000	80	220-240	Yes	929001228608



Scene Switch LED bulb

Bulb

The Scene Switch bulb is a revolutionary bulb that truly surprises by giving out not one but two color temperatures within a single E27 bulb form. It allows spaces to be personalized for ease and comfort by using the existing wall switch with no need of re-wiring, to simply toggle the light color from warm white at 3000K to cool daylight at 6500K at your finger tips. The result is a uniformly lit bulb that delivers glare-free light that is easy on the eyes. A hassle-free retrofit that turns on instantly, adding flexibility and more value to any luminaire with an E27 base.

Features

- Retrofit bulb with an E27 base
- 806 lumen, CCT 3000K/6500K
- CRI 80
- Lifetime 15000 hours

Benefits

- Warm white and cool day light, switchable instantly
- Unique bulb shape that gives light all around
- No hazardous material
- Versatile for all spaces

Applications

- Homes, offices and cafés
- Hotel guest rooms, spa
- Modern or classical luminaires
- Wall sconces, open fixtures



Product specifications

Product type	Cap	Bulb shape	Lamp wattage	Replaced wattage	Color temp.	Lumen	Lifetime	CRI	Voltage	Dimming	Order code
			W	W	K	lm	Hours	RA	V		12NC
Scene Switch A60 CCT 9.5-70W E27 3000K/6500K	E27	A60	9.5	70	3000/6500	806	15,000	>80	220-240	No	929001140602
Scene Switch A60 3Step 9.5-70W E27 6500K	E27	A60	9.5	70	6500	806-470-150	15,000	>80	220-240	Yes	929001140702
Scene Switch A60 3Step 9.5-70W E27 3000K	E27	A60	9.5	70	3000	806-470-150	15,000	>80	220-240	Yes	929001157302
Scene Switch P45 2Step 7-60W E27 6500K	E27	A60	7.0	60	6500	600-150	15,000	>80	220-240	Yes	929001140002

High Lumen LEDBulb

Bulb

High lumen LED Bulb in indoor application, even designed for a wide range of applications including damp areas. Under 220-240V, the product can deliver the best performance. And even under 90V, the bulb can be lit up, which makes it work in some unstable line voltage. LEDbulb offers up to 89% energy saving when replacing GLS and 50% when replacing a CFLi. It also has a longer lifetime of 15,000 hours (equivalent to 15years if lit 2.7 hours per day across 365 days) conditions.

Features

- Form factor is designed as a direct retrofit into high lumen LED bulbs at A75, A95, A110 and A125 shape
- Rugged plastic design

Benefits

- Long lifetime of 15,000 hours (F50L70)
- Up to 89% energy savings when replacing a GLS (50% when replacing a CFLi)
- Designed for a wide range of applications including damp areas
- Lit up under 90V line voltage. And best performance is delivered under 220V-240V

Applications

- Logic center
- Factory
- Car parking
- Convenience store
- Public space
- Garden lighting
- Wet market



Product specifications

Product type	Lumen	Wattage	Voltage	Color temp.	Beam angle	CRI	Power factor	Lifetime	Frequency	Dimming	Order code
	lm	W	V	K	(°)	Ra	Pf	Hours	Hz		12NC
LEDBulb 16-120W E27 6500K 230V A75 APR	1800	16	220-240	6500	NA	80	>0.5	15,000	50/60Hz	NO	929001270708
LEDBulb 19-160W E27 6500K 230V A95 APR	230	19	220-240	6500	NA	80	>0.5	15,000	50/60Hz	NO	929001270808
LEDBulb 23-200W E27 6500K 230V A110 APR	3000	23	220-240	6500	NA	80	>0.5	15,000	50/60Hz	NO	929001270908
LEDBulb 36W E27 6500K 230V A125 APR	4000	36	220-240	6500	NA	80	>0.5	15,000	50/60Hz	NO	929001271008
LEDBulb 45W E27 6500K 230V A125 APR	5000	45	220-240	6500	NA	80	>0.5	15,000	50/60Hz	NO	929001271108
LEDBulb 45W E40 6500K 230V A125 APR	5000	45	220-240	6500	NA	80	>0.5	15,000	50/60Hz	NO	929001271208

LED Deco Classic

A well-loved classic with a modern LED twist

Retro and classy, yet it saves you a good 90% in energy consumption. Perfect for decorative lighting for hotels, restaurants and other creative spaces, this is the answer to a final replacement of the incandescent or tungsten equivalent. The long, elegant yet hardy strands of LED filaments gives out refined and defined warm light that cannot be distinguished from the traditional bulbs.

Application notes:

- Operating temperatures: -20°C to 40°C ambient
- Designed for indoor application only
- Not intended for use as exit lights/emergency lights
- For indoor application in open luminaires/fixtures





Visit our website
for more product information
and useful downloads.

www.lighting.philips.com.sg/oem-asia

Legend technical specifications	Symbol	Definition
Backwards compatible		Workable with an older product or technology
Beam angle	(°)	Exit angle of the light beam
Central beam candela		Power emitted by a light source in a particular direction. A common candle emits light with a luminous intensity of roughly one candela
Chip on board	COB	Refers to the semiconductor assembly technology where the microchip or die is directly mounted on and electrically connected to its final circuit board, instead of undergoing traditional assembly or packaging as an individual IC.
Correlated color temperature	K	CCT; describes whether white light appears warm (reddish), neutral or cool (bluish)
Color rendering index	Ra	CRI; the ability to reproduce the colors of various objects faithfully in reference to an ideal light source
Color consistency (initial)	SDCM	Standard Deviation of color-matching; describing the difference between two colors. E.g. a difference of 1-3 SDCM is virtually imperceptible; a difference of 4 or more is readily visible
Dimmable average lifetime 10% failure	hrs	Lifetime in hours, defined by reaching 10% failures (ie. 90% survivors) when dimmed
Dimming range	%	Dimming range in which the system will perform as specified
Driver power factor	%	Indicating how effective the driver converts electric current to useful power output
Efficiency range max load		Efficiency when operating at maximum power (non-dimmed)
EOC code		European Order Code
Frequency	Hz	The number of oscillations in one second. Measured in Hertz (Hz).
Housing color		Color of housing
Input Voltage	V	Voltage required as input for the product
IP Classification		Ingress protection defined in terms of object size and water beam protected against
Inrush current peak		The highest current at which the capacitive components operate
Lifetime	hrs	Lifetime in hours, associated with specific conditions (e.g. lumen maintenance, Tc, failure)
Lifetime 10% failure	hrs	Lifetime in hours, defined by reaching 10% failures (ie. 90% survivors) for a population
Light output	lm	Output of luminous flux
Lumen maintenance @ 50 k hrs	%	% of the original lumen flux remaining after indicated (life-)time for a defined population; e.g. B50/L70 indicates 50% of the population retaining 70% of the original light output
Luminous Flux	lm	Total energy emitted by a light source across the visible wavelengths of light
Module efficacy	lm/W	Efficiency module; lumen output per watt input
Module power	W	Energy required to operate the module
Module temperature control		Protective feature where the driver is regulating down the module power when a certain critical temperature of the module is passed
Passive cooling		Cooling without power consumption
Power factor	Pf	Indicating how effective the driver converts electric current to useful power output
Relative Humidity	%	Portion of water vapor in a mixture of air and water vapor
System efficacy	lm/W	Efficiency module + driver
System power	W	Energy required to operate the system
Tc life driver	°C	Temperature of indicated point on the product on which the lifetime is based
Tc life module	°C	Temperature of indicated point on the product on which the lifetime is based
Total harmonic distortion	%	Indication of the influence of the lighting products on frequencies of other equipment
Zhaga		Zhaga is an industry-wide cooperation between companies aimed at enabling the interchangeability of LED light sources made by different manufacturers

Notes

[illegible]

Notes

[illegible]

Notes

[illegible]

