



Prüfbericht-Nr.: Test report no.:	CN22GBE4 001	Auftrags-Nr.: Order no.:	168397656	Seite 1 von 23 Page 1 of 23	
Kunden-Referenz-Nr.: Client reference no.:	N/A	Auftragsdatum: Order date:	2022-11-07		
Auftraggeber: Client:	Harman International Industries, Inc 8500 Balboa Blvd, Northridge, California, 91329, United States				
Prüfgegenstand: Test item:	BLUETOOTH HEADSET				
Bezeichnung / Typ-Nr.: Identification / Type no.:	TUNE BEAM (Trademark: JBL)				
Auftrags-Inhalt: Order content:	Type test				
Prüfgrundlage: Test specification:	CFR47 FCC Part 15: Subpart C Section 15.247 CFR47 FCC Part 15: Subpart C Section 15.207 CFR47 FCC Part 15: Subpart C Section 15.209		RSS-247 Issue 2 February 2017 RSS-Gen Issue 5 March 2019		
Wareneingangsdatum: Date of sample receipt:	2022-11-03	Refer to photos document			
Prüfmuster-Nr.: Test sample no.:	A003363304-001~008 A003363689-001~002				
Prüfzeitraum: Testing period:	2022-11-04 – 2022-12-16				
Ort der Prüfung: Place of testing:	TÜV Rheinland (Shenzhen) Co., Ltd.				
Prüflaboratorium: Testing laboratory:	TÜV Rheinland (Shenzhen) Co., Ltd.				
Prüfergebnis*: Test result*:	Pass				
geprüft von: tested by:			genehmigt von: authorized by:		
Datum: Date:	2022-12-18		Ausstellungsdatum: Issue date:	2022-12-27	
	<small>Signed by: Alex Lan</small>			<small>Signed by: Lin Lin</small>	
Stellung / Position	Assistant Project Manager		Stellung / Position	Reviewer	
Sonstiges / Other:	FCC ID: APIJBLTUNEBEAM IC: 6132A-JBLTUNEBEAM HVIN: TUNEBEAML, TUNEBEAMR				
Zustand des Prüfgegenstandes bei Anlieferung: Condition of the test item at delivery:	Prüfmuster vollständig und unbeschädigt Test item complete and undamaged:				
* Legende:	1 = sehr gut	2 = gut	3 = befriedigend	4 = ausreichend	5 = mangelhaft
	P(ass) = entspricht o.g. Prüfgrundlage(n)	F(ail) = entspricht nicht o.g. Prüfgrundlage(n)	N/A = nicht anwendbar	N/T = nicht getestet	
Legend:	1 = very good	2 = good	3 = satisfactory	4 = sufficient	5 = poor
	P(ass) = passed a.m. test specifications(s)	F(ail) = failed a.m. test specifications(s)	N/A = not applicable	N/T = not tested	
Dieser Prüfbericht bezieht sich nur auf das o.g. Prüfmuster und darf ohne Genehmigung der Prüfstelle nicht auszugsweise vervielfältigt werden. Dieser Bericht berechtigt nicht zur Verwendung eines Prüfzeichens.					
<i>This test report only relates to the a. m. test sample. Without permission of the test center this test report is not permitted to be duplicated in extracts. This test report does not entitle to carry any test mark.</i>					

V05

Prüfbericht - Nr.: CN22GBE4 001
Test report no.:

Seite 2 von 23
Page 2 of 23

Test Summary

5.1.1 ANTENNA REQUIREMENT

RESULT: Pass

5.1.2 MAXIMUM CONDUCTED OUTPUT POWER

RESULT: Pass

5.1.3 99% BANDWIDTH

RESULT: Pass

5.1.4 CONDUCTED SPURIOUS EMISSIONS MEASURED IN 100 KHz BANDWIDTH

RESULT: Pass

5.1.5 RADIATED SPURIOUS EMISSION

RESULT: Pass

5.1.6 20dB BANDWIDTH

RESULT: Pass

5.1.7 CARRIER FREQUENCY SEPARATION

RESULT: Pass

5.1.8 FREQUENCY STABILITY

RESULT: Pass

5.1.9 NUMBER OF HOPPING FREQUENCY

RESULT: Pass

5.1.10 TIME OF OCCUPANCY

RESULT: Pass

Contents

1	GENERAL REMARKS	4
1.1	COMPLEMENTARY MATERIALS	4
2	TEST SITES	4
2.1	TEST FACILITIES	4
2.2	LIST OF TEST AND MEASUREMENT INSTRUMENTS	5
2.3	TRACEABILITY	6
2.4	CALIBRATION	6
2.5	MEASUREMENT UNCERTAINTY	6
2.6	LOCATION OF ORIGINAL DATA	6
2.7	STATUS OF FACILITY USED FOR TESTING	6
3	GENERAL PRODUCT INFORMATION	7
3.1	PRODUCT FUNCTION AND INTENDED USE	7
3.2	RATINGS AND SYSTEM DETAILS	7
3.3	INDEPENDENT OPERATION MODES	9
3.4	NOISE GENERATING AND NOISE SUPPRESSING PARTS	9
3.5	SUBMITTED DOCUMENTS	9
4	TEST SET-UP AND OPERATION MODES	10
4.1	PRINCIPLE OF CONFIGURATION SELECTION	10
4.2	TEST OPERATION AND TEST SOFTWARE	10
4.3	SPECIAL ACCESSORIES AND AUXILIARY EQUIPMENT	10
4.4	COUNTERMEASURES TO ACHIEVE EMC COMPLIANCE	10
4.5	TEST SETUP DIAGRAM	11
5	TEST RESULTS	13
5.1	TRANSMITTER REQUIREMENT & TEST SUITES	13
5.1.1	<i>Antenna Requirement</i>	13
5.1.2	<i>Maximum Conducted Output Power</i>	14
5.1.3	<i>99% Bandwidth</i>	15
5.1.4	<i>Conducted Spurious Emissions Measured in 100 kHz Bandwidth</i>	16
5.1.5	<i>Radiated Spurious Emission</i>	17
5.1.6	<i>20dB Bandwidth</i>	18
5.1.7	<i>Carrier Frequency Separation</i>	19
5.1.8	<i>Frequency stability</i>	20
5.1.9	<i>Number of Hopping Frequency</i>	21
5.1.10	<i>Time of Occupancy</i>	22
6	PHOTOGRAPHS OF THE TEST SET-UP	23
7	LIST OF TABLES	23

1 General Remarks

1.1 Complementary Materials

All attachments are integral parts of this test report. This applies especially to the following appendix:

Appendix A: Photographs of the Test Set-up

Appendix B: Test Results of left earbud.

Appendix C: Test Results of right earbud.

2 Test Sites

2.1 Test Facilities

TÜV Rheinland (Shenzhen) Co., Ltd.

No. 362 Huanguan Road Middle, Longhua District, Shenzhen 518110, People's Republic of China

FCC Registration No.: 694916

IC Registration No.: 25069 and the CAB identifier is CN0078.

2.2 List of Test and Measurement Instruments

Table 1: List of Test and Measurement Equipment

Radio Spectrum Testing (TS8997)				
Equipment	Manufacturer	Model	Serial No.	Cal. until
Signal Analyzer	R&S	FSV 40	101441	2023-08-01
OSP	R&S	OSP 150	101017	2023-12-01
Control PC	DELL	OptiPlex 7050	FTJZ9P2	N/A
Test Software	R&S	WMS32 (V11.00.00)	N/A	N/A
Power Meter	R&S	NRP2	107105	2023-12-01
Wideband Power Sensor	R&S	NRP-Z81	105677	2023-08-01
Shielding Room 8#	Albatross	SR8	APC17151-SR8	2024-06-22
Unwanted Emission Testing (TS9975)				
Equipment	Manufacturer	Model	Serial No.	Cal. until
EMI Test Receiver	R&S	ESR 7	102021	2023-08-02
Signal Analyzer	R&S	FSV 40	101439	2023-08-01
System Controller Interface	R&S	SCI-100	S10010038	N/A
Filterbank	R&S	Wlan	100759	2023-08-01
OSP	R&S	OSP 120	102040	N/A
Pre-amplifier	R&S	SCU08F1	08320031	2023-08-02
Amplifier	R&S	SCU-18F	180070	2023-08-02
Amplifier	R&S	SCU40A	100475	2023-08-02
Trilog Broadband Antenna (30 MHz - 7 GHz)	Schwarzbeck	VULB 9162	193	2024-08-06
Double-Ridged Antenna (1 -18 GHz)	ETS-LINDGREN	3117	00218717	2024-08-06
Wideband Ridged Horn Antenna (18-40 GHz)	Steatite	QMS-00880	19067	2024-08-27
Active Loop Antenna	Schwarzbeck	FMZB 1513	302	2023-08-06
Test software	R&S	EMC32 (V10.60.10)	N/A	N/A
Control PC	Dell	OptiPlex 7050	36NV9P2	N/A
3m Semi-Anechoic Chamber	Albatross	SAC-3m	APC17151-SAC	2024-06-22

2.3 Traceability

All measurement equipment calibrations are traceable to NIM (National Institute of Metrology) or where calibration is performed in other countries, to equivalent nationally recognized standards organizations.

2.4 Calibration

Equipment requiring calibration is calibrated periodically by the manufacturer or according to manufacturer's specifications. Additionally all equipment is verified for proper performance on a regular basis using in house standards or comparisons.

2.5 Measurement Uncertainty

The estimated combined standard uncertainty for radiated emissions and conducted emissions measurements as below table

Parameter	Uncertainty (k=2)
Occupied Channel Bandwidth	± 2.08 %
RF output power, conducted	± 0.99 dB
RF power density, conducted	± 0.99 dB
Unwanted Emissions, conducted	± 0.89 dB
All emissions, radiated	± 4.17 dB

2.6 Location of Original Data

The original copies of all test data taken during actual testing were attached at Appendix A & B & C of this report and delivered to the applicant. A copy has been retained in the TÜV Rheinland (Shenzhen) file for certification follow-up purposes.

2.7 Status of Facility Used for Testing

The TÜV Rheinland (Shenzhen) Co., Ltd. Test facility located at No. 362 Huanguan Road Middle, Longhua District, Shenzhen 518110, People's Republic of China is listed on the US Federal Communications Commission list of facilities approved to perform measurements.

3 General Product Information

3.1 Product Function and Intended Use

The EUTs are Bluetooth earbuds, which supports Bluetooth dual mode technology.
 There is no difference except the PCB layout of left and right earbuds.
 For details refer to the User Manual, Technical Description and Circuit Diagram.

3.2 Ratings and System Details

Table 2: Technical Specification of EUT

General Information of EUT	Value
Kind of Equipment	BLUETOOTH HEADSET
Type Designation	TUNE BEAM
Trademark	JBL
FCC ID	APIJBLTUNEBEAM
IC	6132A-JBLTUNEBEAM
HVIN	TUNEBEAML, TUNEBEAMR
Extreme Temperature Range	-10°C to +45°C
Operating Voltage	DC 3.85V, 70mAh via built-in Li-ion cell battery DC 5V, 200mA via charging case for charging
Technical Specification of Classical Bluetooth	
Bluetooth Core Version	Bluetooth 5.3
Operating Frequency band	2402 ~ 2480 MHz
Channel Number	79 channels
Channel separation	1MHz
Modulation	GFSK, $\pi/4$ DQPSK, 8DPSK
Antenna Type	PIFA LDS antenna
Antenna Gain	-0.37 dBi for left earbud -0.04 dBi for right earbud
Technical Specification of Bluetooth Low Energy	
Bluetooth Core Version	Bluetooth 5.3
Operating Frequency band	2402 ~ 2480 MHz
Channel Number	40 channels
Channel separation	2MHz
Data rate	1Mbps, 2Mbps
Modulation	GFSK
Antenna Type	PIFA LDS antenna
Antenna Gain	-0.37 dBi for left earbud -0.04 dBi for right earbud

Table 3: RF Channel and Frequency of Classic Bluetooth

RF Channel	Frequency (MHz)	RF Channel	Frequency (MHz)	RF Channel	Frequency (MHz)	RF Channel	Frequency (MHz)
00	2402.00	20	2422.00	40	2442.00	60	2462.00
01	2403.00	21	2423.00	41	2443.00	61	2463.00
02	2404.00	22	2424.00	42	2444.00	62	2464.00
03	2405.00	23	2425.00	43	2445.00	63	2465.00
04	2406.00	24	2426.00	44	2446.00	64	2466.00
05	2407.00	25	2427.00	45	2447.00	65	2467.00
06	2408.00	26	2428.00	46	2448.00	66	2468.00
07	2409.00	27	2429.00	47	2449.00	67	2469.00
08	2410.00	28	2430.00	48	2450.00	68	2470.00
09	2411.00	29	2431.00	49	2451.00	69	2471.00
10	2412.00	30	2432.00	50	2452.00	70	2472.00
11	2413.00	31	2433.00	51	2453.00	71	2473.00
12	2414.00	32	2434.00	52	2454.00	72	2474.00
13	2415.00	33	2435.00	53	2455.00	73	2475.00
14	2416.00	34	2436.00	54	2456.00	74	2476.00
15	2417.00	35	2437.00	55	2457.00	75	2477.00
16	2418.00	36	2438.00	56	2458.00	76	2478.00
17	2419.00	37	2439.00	57	2459.00	77	2479.00
18	2420.00	38	2440.00	58	2460.00	78	2480.00
19	2421.00	39	2441.00	59	2461.00	--	--

Table 4: RF Channel and Frequency of Bluetooth Low Energy

RF Channel	Frequency (MHz)	RF Channel	Frequency (MHz)	RF Channel	Frequency (MHz)	RF Channel	Frequency (MHz)
00	2402.00	10	2422.00	20	2442.00	30	2462.00
01	2404.00	11	2424.00	21	2444.00	31	2464.00
02	2406.00	12	2426.00	22	2446.00	32	2466.00
03	2408.00	13	2428.00	23	2448.00	33	2468.00
04	2410.00	14	2430.00	24	2450.00	34	2470.00
05	2412.00	15	2432.00	25	2452.00	35	2472.00
06	2414.00	16	2434.00	26	2454.00	36	2474.00
07	2416.00	17	2436.00	27	2456.00	37	2476.00
08	2418.00	18	2438.00	28	2458.00	38	2478.00
09	2420.00	19	2440.00	29	2460.00	39	2480.00

3.3 Independent Operation Modes

The basic operation modes are:

- A. On
 - 1. Bluetooth transmitting mode (BR & EDR mode)
 - a) Low Channel
 - b) Middle Channel
 - c) High Channel
- B. On, Transmitting on Hopping channel
- C. Off

3.4 Noise Generating and Noise Suppressing Parts

Refer to Circuit Diagram for further details.

3.5 Submitted Documents

- Application Form
- Block Diagram
- Schematics
- Technical Description
- FCC/IC Label and Location Info
- Photo Document
- User Manual

4 Test Set-up and Operation Modes

4.1 Principle of Configuration Selection

Radio Spectrum: The equipment under test (EUT) was configured at its highest power output in order to measure its highest possible radiation and conducted level. The test modes were adapted accordingly in reference to the instructions for use.

Emission: The equipment under test (EUT) was configured to measure its highest possible radiation level. The test modes were adapted accordingly in reference to the instructions for use.

4.2 Test Operation and Test Software

Test operation refers to test setup in chapter 5. All testing were performed according to the procedures in ANSI C63.10: 2013.

According to clause 3.1, all test items were applied on model TUNE BEAM with left & right earbuds.

4.3 Special Accessories and Auxiliary Equipment

Table 5: List of Accessories and Auxiliary Equipment

Description	Manufacturer	Model	S/N or Rating
Laptop	Lenovo	T480	PF-16A6N8

4.4 Countermeasures to Achieve EMC Compliance

The test sample which has been tested contained the noise suppression parts as described in the Technical Construction File (TCF).

No additional measures were employed to achieve compliance.

4.5 Test Setup Diagram

Diagram of Measurement Configuration for Radiation Test (Below 30MHz)

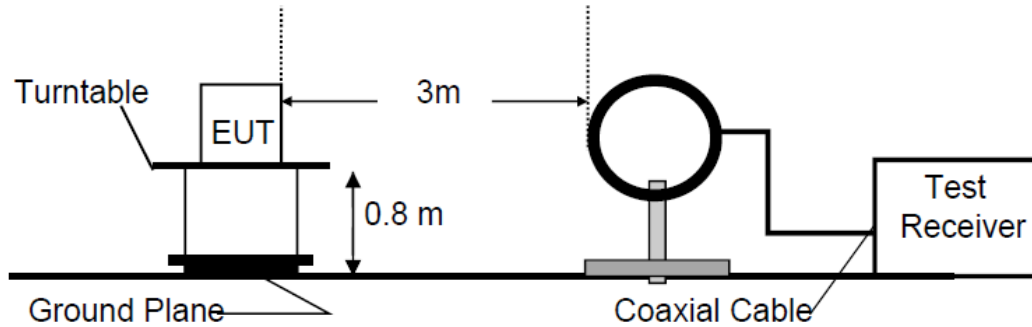


Diagram of Measurement Configuration for Radiation Test (Below 1GHz)

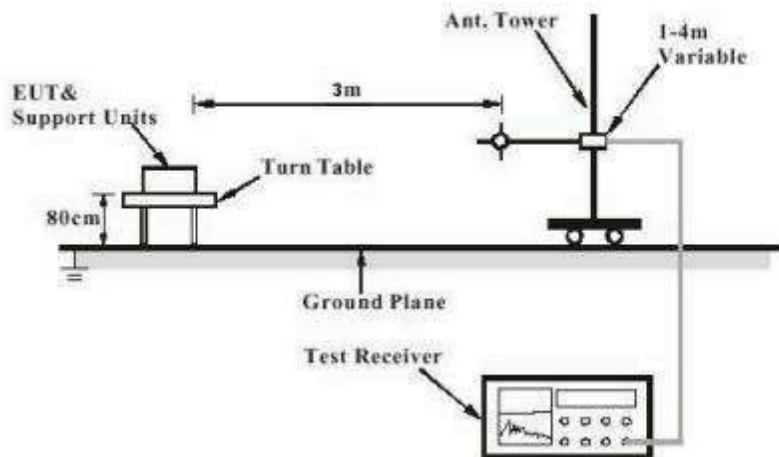


Diagram of Measurement Configuration for Radiation Test (Above 1GHz)

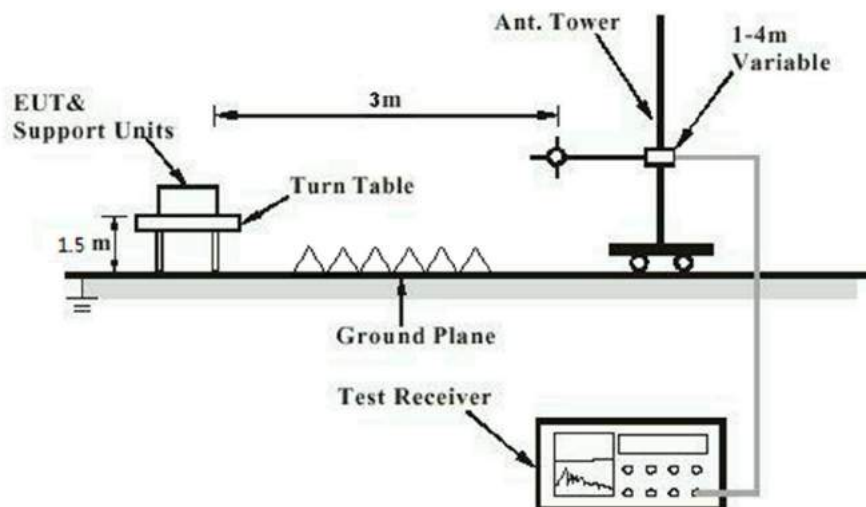
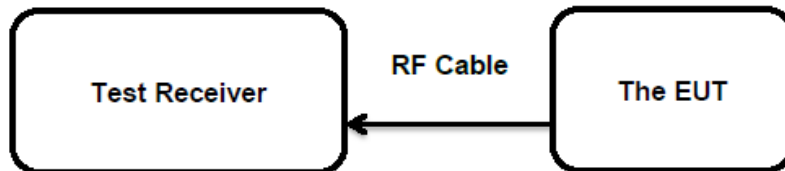


Diagram of Measurement Configuration for Conducted Transmitter Measurement



5 Test Results

5.1 Transmitter Requirement & Test Suites

5.1.1 Antenna Requirement

RESULT:

Pass

Test Specification

Test standard : FCC Part 15.247(b)(4) and Part 15.203
RSS-Gen Clause 8.3

According to the manufacturer declared, the EUT has one PIFA LDS antenna , the directional gain of antennas are -0.37 dBi for left earbud & -0.04 dBi for right earbud , and the antenna connector is designed with permanent attachment and no consideration of replacement. Therefore the EUT is considered sufficient to comply with the provision.

Refer to EUT Photo for further details.

5.1.2 Maximum Conducted Output Power

RESULT:

Pass

Test Specification

Test standard	FCC Part 15.247(b)(1) RSS-247 Clause 5.4(b)
Basic standard	ANSI C63.10: 2013
Limits	FHSS<0.125W(Maximum peak conducted output power) < 4 W (e.i.r.p.)
Kind of test site	Shielded Room

Test Setup

Date of testing	2022-11-16
Input voltage	DC 3.85V
Operation mode	A.1
Test channel	Low / Middle / High
Ambient temperature	24.5 °C
Relative humidity	55 %
Atmospheric pressure	101 kPa

Table 6: Test Result of Maximum Conducted Output Power, left earbud

Test Mode	Channel Frequency (MHz)	Measured Peak Output Power		Limit (W)
		(dBm)	(W)	
BR	2402	9.9	0.00977	< 0.125
	2441	9.7	0.00933	
	2480	10.6	0.01148	
EDR	2402	9.3	0.00851	< 0.125
	2441	9.1	0.00813	
	2480	10.0	0.01000	

Note: The cable loss is taken into account in results and the maximum e.i.r.p. is 10.23 dBm less than 4W(36dBm).

Table 7: Test Result of Maximum Conducted Output Power, right earbud

Test Mode	Channel Frequency (MHz)	Measured Peak Output Power		Limit (W)
		(dBm)	(W)	
BR	2402	11.0	0.01259	< 0.125
	2441	11.0	0.01259	
	2480	11.2	0.01318	
EDR	2402	10.0	0.01000	< 0.125
	2441	10.1	0.01023	
	2480	10.4	0.01096	

Note: The cable loss is taken into account in results and the maximum e.i.r.p. is 11.16 dBm less than 4W(36dBm).

5.1.3 99% Bandwidth

RESULT:

Pass

Test Specification

Test standard : RSS-Gen Clause 6.7
 Basic standard : ANSI C63.10: 2013
 Kind of test site : Shielded Room

Test Setup

Date of testing : 2022-11-16
 Input voltage : DC 3.85V
 Operation mode : A.1
 Test channel : Low / Middle / High
 Ambient temperature : 24.5 °C
 Relative humidity : 55 %
 Atmospheric pressure : 101 kPa

For the measurement records, refer to the appendix B & C

Table 8: Test Result of 99% Bandwidth, left earbud

Test Mode	Channel Frequency (MHz)	Measured 99% Bandwidth	Limit
		(MHz)	
BR	2402	0.890	/
	2441	0.880	
	2480	0.885	
EDR	2402	1.135	/
	2441	1.135	
	2480	1.135	

Table 9: Test Result of 99% Bandwidth, right earbud

Test Mode	Channel Frequency (MHz)	Measured 99% Bandwidth	Limit
		(MHz)	
BR	2402	0.890	/
	2441	0.890	
	2480	0.890	
EDR	2402	1.140	/
	2441	1.145	
	2480	1.145	

Note: The fundamental emissions stay within the allocated band 2400-2483.5MHz.

Prüfbericht - Nr.: CN22GBE4 001

Test report no.:

Seite 16 von 23

Page 16 of 23

5.1.4 Conducted Spurious Emissions Measured in 100 kHz Bandwidth

RESULT:

Pass

Test Specification

Test standard	: FCC Part 15.247(d) RSS-247 Clause 5.5
Basic standard	: ANSI C63.10: 2013
Limits	: 20dB (below that in the 100kHz bandwidth within the band that contains the highest level of the desired power);
Kind of test site	: Shielded Room

Test Setup

Date of testing	: 2022-11-16
Input voltage	: DC 3.85V
Operation mode	: A.1
Test channel	: Low / Middle / High
Ambient temperature	: 24.5 °C
Relative humidity	: 55 %
Atmospheric pressure	: 101 kPa

Test results of 100kHz Bandwidth of Frequency Band Edge by Conducted method refer to following test plot, and compliance is achieved as well.

For the measurement records, refer to the appendix B & C

Prüfbericht - Nr.: CN22GBE4 001

Test report no.:

Seite 17 von 23

Page 17 of 23

5.1.5 Radiated Spurious Emission

RESULT:

Pass

Test Specification

Test standard	: FCC Part 15.247(d) & FCC Part 15.205 RSS-247 Clause 3.3
Basic standard	: ANSI C63.10: 2013
Limits	: Refer to 15.209(a) of FCC part 15.247(d) RSS-Gen Table 6 & Table 7
Kind of test site	: 3m Semi-anechoic Chamber

Test Setup

Date of testing	: 2022-11-16 to 2022-12-16
Input voltage	: DC 3.85V
Operation mode	: A.1
Test channel	: Low / Middle / High
Ambient temperature	: Refer to test result
Relative humidity	: Refer to test result
Atmospheric pressure	: 101 kPa

Remark:

During the pretest the EUT was rotated through three orthogonal axes to determine the attitude that maximizes the emissions. After that the EUT was manually handled to find the orientation that has the maximum emission, which is the orientation shown in the test set-up photos.

Testing was carried out within frequency range 9kHz to the tenth harmonics.

For the measurement records, refer to the appendix B & C

5.1.6 20dB Bandwidth

RESULT:

Pass

Test Specification

Test standard : FCC Part 15.247(a)(1)
 RSS-247 Clause 5.1(a)
 Basic standard : ANSI C63.10: 2013
 Kind of test site : Shielded Room

Test Setup

Date of testing : 2022-11-16
 Input voltage : DC 3.85V
 Operation mode : A.1
 Test channel : Low / Middle / High
 Ambient temperature : 24.5 °C
 Relative humidity : 55 %
 Atmospheric pressure : 101 kPa

For the measurement records, refer to the appendix B & C

Table 10: Test Result of -20dB Bandwidth, Left earbud

Test Mode	Channel Frequency (MHz)	20dB Bandwidth (kHz)	2/3 of 20dB Bandwidth (kHz)	Limit (MHz)
BR	2402	1020	680.000	/
	2441	1010	673.333	
	2480	1010	673.333	
EDR	2402	1170	780.000	/
	2441	1170	780.000	
	2480	1170	780.000	

Table 11: Test Result of -20dB Bandwidth, Right earbud

Test Mode	Channel Frequency (MHz)	20dB Bandwidth (kHz)	2/3 of 20dB Bandwidth (kHz)	Limit (MHz)
BR	2402	995	663.333	/
	2441	1015	676.667	
	2480	1015	676.667	
EDR	2402	1165	776.667	/
	2441	1190	793.333	
	2480	1170	780.000	

5.1.7 Carrier Frequency Separation

RESULT:

Pass

Test Specification

Test standard : FCC Part 15.247(a)(1)
RSS-247 Clause 5.1(b)
Basic standard : ANSI C63.10: 2013
Limits : $\geq 25\text{kHz}$ or $2/3$ of 20dB bandwidth, whichever is greater
Kind of test site : Shielded Room

Test Setup

Date of testing : 2022-11-16
Input voltage : DC 3.85V
Operation mode : B
Test channel : Low / Middle / High
Ambient temperature : 24.5 °C
Relative humidity : 55 %
Atmospheric pressure : 101 kPa

For the measurement records, refer to the appendix B & C

Table 12: Test Result of Carrier Frequency Separation, Left earbud

Test Mode	Channel	Result[MHz]	Limit[MHz]	Verdict
BR-DH5	Hop	0.980	≥ 0.680	PASS
EDR-3DH5	Hop	1.01	≥ 0.780	PASS

Note:

The limit is maximum $2/3$ of the 20 dB bandwidth: 793.333KHz.

Table 13: Test Result of Carrier Frequency Separation, Right earbud

Test Mode	Channel	Result[MHz]	Limit[MHz]	Verdict
BR-DH5	Hop	0.98	≥ 0.663	PASS
EDR-3DH5	Hop	1.01	≥ 0.776667	PASS

Note:

The limit is maximum $2/3$ of the 20 dB bandwidth: 793.333KHz.

Prüfbericht - Nr.: CN22GBE4 001
Test report no.:

Seite 20 von 23
Page 20 of 23

5.1.8 Frequency stability

RESULT:

Pass

Test Specification

Test standard : RSS-247 Clause 8.11
Basic standard : ANSI C63.10: 2013
Limits : within at least the central 80% of its permitted operating frequency band (2400-2483.5MHz)
Kind of test site : Shielded Room

Test Setup

Date of testing : 2022-11-16
Input voltage : DC 3.85V
Operation mode : B
Ambient temperature : 24.5 °C
Relative humidity : 55 %
Atmospheric pressure : 101 kPa

For the measurement records, refer to the appendix B & C

5.1.9 Number of Hopping Frequency

RESULT:

Pass

Test Specification

Test standard : FCC part 15.247(a)(1)(iii)
RSS-247 Clause 5.1(d)
Basic standard : ANSI C63.10: 2013
Limits : ≥ 15 non-overlapping channels
Kind of test site : Shielded Room

Test Setup

Date of testing : 2022-11-16
Input voltage : DC 3.85V
Operation mode : B
Ambient temperature : 24.5 °C
Relative humidity : 55 %
Atmospheric pressure : 101 kPa

For the measurement records, refer to the appendix B & C.

Table 14: Test Result of Number of Hopping Frequency, Left earbud

Frequency Range	Measured Quantity of Hopping Channel	Limit	Result
2402 to 2480 MHz	79	≥ 15	Pass

Table 15: Test Result of Number of Hopping Frequency, Right earbud

Frequency Range	Measured Quantity of Hopping Channel	Limit	Result
2402 to 2480 MHz	79	≥ 15	Pass

Prüfbericht - Nr.: CN22GBE4 001
Test report no.:

Seite 22 von 23
Page 22 of 23

5.1.10 Time of Occupancy

RESULT:

Pass

Test Specification

Test standard : FCC part 15.247(a)(1)(iii)
RSS-247 Clause 5.1(d)
Basic standard : ANSI C63.10: 2013
Limits : < 0.4s
Kind of test site : Shielded Room

Test Setup

Date of testing : 2022-11-16
Input voltage : DC 3.85V
Operation mode : B
Test channel : Low / Middle / High
Ambient temperature : 24.5 °C
Relative humidity : 55 %
Atmospheric pressure : 101 kPa

For the measurement records, refer to the appendix B & C.

6 Photographs of the Test Set-Up

For photographs of the test set-up, refer to the appendix A.

7 List of Tables

Table 1: List of Test and Measurement Equipment.....	5
Table 2: Technical Specification of EUT	7
Table 3: RF Channel and Frequency of Classic Bluetooth.....	8
Table 4: RF Channel and Frequency of Bluetooth Low Energy.....	8
Table 5: List of Accessories and Auxiliary Equipment.....	10
Table 6: Test Result of Maximum Conducted Output Power, left earbud	14
Table 7: Test Result of Maximum Conducted Output Power, right earbud.....	14
Table 8: Test Result of 99% Bandwidth, left earbud	15
Table 9: Test Result of 99% Bandwidth, right earbud	15
Table 10: Test Result of -20dB Bandwidth, Left earbud.....	18
Table 11: Test Result of -20dB Bandwidth, Right earbud.....	18
Table 12: Test Result of Carrier Frequency Separation, Left earbud	19
Table 13: Test Result of Carrier Frequency Separation, Right earbud.....	19
Table 14: Test Result of Number of Hopping Frequency, Left earbud	21
Table 15: Test Result of Number of Hopping Frequency, Right earbud	21

Appendix B: Test Results of Left earbud

APPENDIX B: TEST RESULTS OF LEFT EARBUD	1
APPENDIX B.1: TEST RESULTS OF 99% BANDWIDTH	2
<i>BR mode (GFSK)</i>	2
<i>EDR mode (8DPSK)</i>	5
APPENDIX B.2: TEST RESULTS OF 20dB BANDWIDTH	8
<i>BR mode (GFSK)</i>	8
<i>EDR mode (8DPSK)</i>	11
APPENDIX B.3: TEST RESULTS OF FREQUENCY STABILITY	14
APPENDIX B.4: TEST RESULTS OF CARRIER FREQUENCY SEPARATION	16
<i>BR mode (GFSK)</i>	16
<i>EDR mode (8DPSK)</i>	19
APPENDIX B.5: TEST RESULTS OF NUMBER OF HOPPING FREQUENCY	22
<i>BR mode (GFSK)</i>	22
<i>EDR mode (8DPSK)</i>	23
APPENDIX B.6: TEST RESULTS OF TIME OF OCCUPANCY	24
<i>BR mode (GFSK)</i>	24
<i>EDR mode (8DPSK)</i>	27
APPENDIX B.7: TEST RESULTS OF CONDUCTED SPURIOUS EMISSIONS MEASURED IN 100 KHz BANDWIDTH	30
<i>BR mode (GFSK)</i>	30
Low Channel	30
Middle Channel	31
High Channel	32
Band Edge, Low Channel	33
Band Edge, High Channel	33
Hopping Mode.....	34
Band Edge, Hopping Mode, Low Channel	35
Band Edge, Hopping Mode, High Channle	35
<i>EDR mode (8DPSK)</i>	36
Low Channel	36
Middle Channel	37
High Channel	38
Band Edge, Low Channel	39
Band Edge, High Channel	39
Hopping Mode.....	40
Band Edge, Hopping Mode, Low Channel	41
Band Edge, Hopping Mode, High Channle	41
APPENDIX B.8: TEST RESULTS OF RADIATED SPURIOUS EMISSIONS	42
30MHz - 1GHz	42
1GHz - 18GHz	44
APPENDIX B.9: TEST RESULTS OF RADIATED EMISSIONS IN RESTRICTED BANDS	56

Appendix B.1: Test Results of 99% Bandwidth

BR mode (GFSK)

Occupied Channel Bandwidth 99% (2402 MHz; 10.000 dBm; 1 MHz; Test Mode)

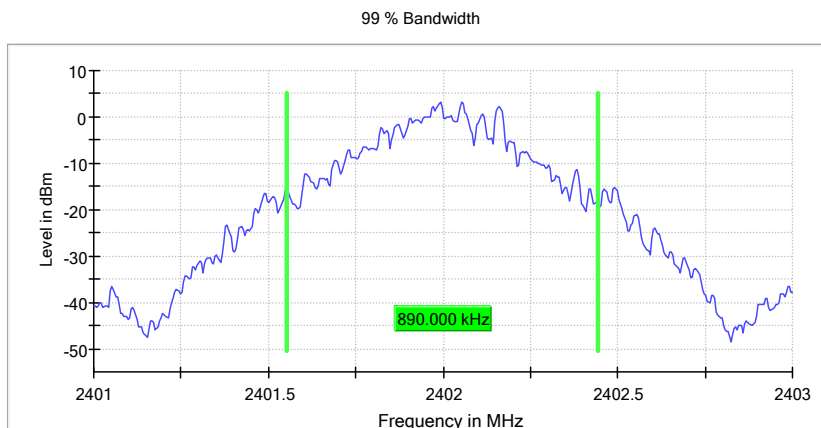
Test according to FCC title 47 part 15 §15.247(a), KDB 558074 D01 DTS Meas Guidance v04 and ANSI C63.10-2013

99 % Bandwidth

DUT Frequency (MHz)	Bandwidth (MHz)	Limit Min (MHz)	Limit Max (MHz)	Band Edge Left (MHz)	Band Edge Right (MHz)
2402.000000	0.890000	---	---	2401.552500	2402.442500

(continuation of the "99 % Bandwidth" table from column 6 ...)

DUT Frequency (MHz)	Result
2402.000000	PASS



Measurement

Setting	Instrument Value	Target Value
Start Frequency	2.40100 GHz	2.40100 GHz
Stop Frequency	2.40300 GHz	2.40300 GHz
Span	2.000 MHz	2.000 MHz
RBW	10.000 kHz	>= 10.000 kHz
VBW	30.000 kHz	>= 30.000 kHz
SweepPoints	400	~ 400
Sweeptime	189.648 µs	AUTO
Reference Level	0.000 dBm	0.000 dBm
Attenuation	20.000 dB	AUTO
Detector	MaxPeak	MaxPeak
SweepCount	500	500
Filter	3 dB	3 dB
Trace Mode	Max Hold	Max Hold
Sweeptype	FFT	AUTO
Preamp	off	off
Stablemode	Trace	Trace
Stablevalue	0.30 dB	0.30 dB
Run	5 / max. 150	max. 150
Stable	3 / 3	3
Max Stable Difference	0.25 dB	0.30 dB

Occupied Channel Bandwidth 99% (2441 MHz; 10.000 dBm; 1 MHz; Test Mode)

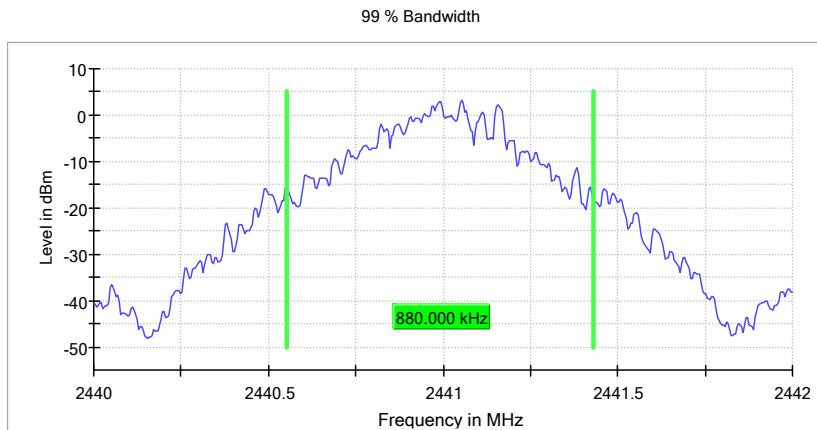
Test according to FCC title 47 part 15 §15.247(a), KDB 558074 D01 DTS Meas Guidance v04 and ANSI C63.10-2013

99 % Bandwidth

DUT Frequency (MHz)	Bandwidth (MHz)	Limit Min (MHz)	Limit Max (MHz)	Band Edge Left (MHz)	Band Edge Right (MHz)
2441.000000	0.880000	---	---	2440.552500	2441.432500

(continuation of the "99 % Bandwidth" table from column 6 ...)

DUT Frequency (MHz)	Result
2441.000000	PASS



Measurement

Setting	Instrument Value	Target Value
Start Frequency	2.44000 GHz	2.44000 GHz
Stop Frequency	2.44200 GHz	2.44200 GHz
Span	2.000 MHz	2.000 MHz
RBW	10.000 kHz	>= 10.000 kHz
VBW	30.000 kHz	>= 30.000 kHz
SweepPoints	400	~ 400
SweepTime	189.648 µs	AUTO
Reference Level	0.000 dBm	0.000 dBm
Attenuation	20.000 dB	AUTO
Detector	MaxPeak	MaxPeak
SweepCount	500	500
Filter	3 dB	3 dB
Trace Mode	Max Hold	Max Hold
Sweeptype	FFT	AUTO
Preamp	off	off
Stablemode	Trace	Trace
Stablevalue	0.30 dB	0.30 dB
Run	5 / max. 150	max. 150
Stable	3 / 3	3
Max Stable Difference	0.15 dB	0.30 dB

Occupied Channel Bandwidth 99% (2480 MHz; 10.000 dBm; 1 MHz; Test Mode)

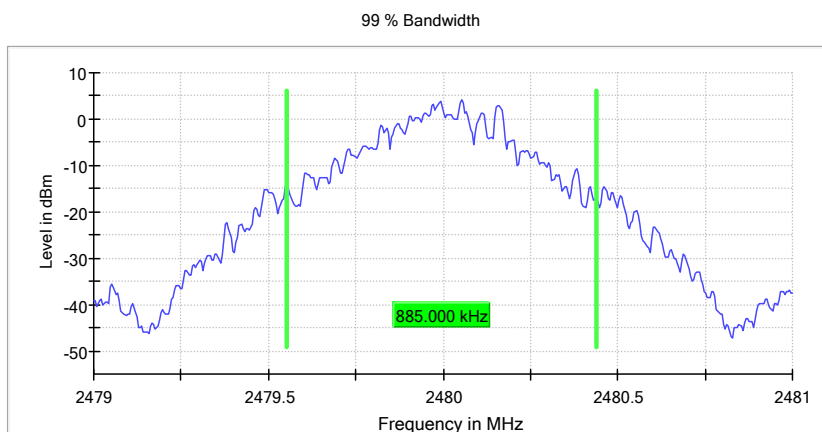
Test according to FCC title 47 part 15 §15.247(a), KDB 558074 D01 DTS Meas Guidance v04 and ANSI C63.10-2013

99 % Bandwidth

DUT Frequency (MHz)	Bandwidth (MHz)	Limit Min (MHz)	Limit Max (MHz)	Band Edge Left (MHz)	Band Edge Right (MHz)
2480.000000	0.885000	---	---	2479.552500	2480.437500

(continuation of the "99 % Bandwidth" table from column 6 ...)

DUT Frequency (MHz)	Result
2480.000000	PASS



Measurement

Setting	Instrument Value	Target Value
Start Frequency	2.47900 GHz	2.47900 GHz
Stop Frequency	2.48100 GHz	2.48100 GHz
Span	2.000 MHz	2.000 MHz
RBW	10.000 kHz	>= 10.000 kHz
VBW	30.000 kHz	>= 30.000 kHz
SweepPoints	400	~ 400
SweepTime	189.648 µs	AUTO
Reference Level	0.000 dBm	0.000 dBm
Attenuation	20.000 dB	AUTO
Detector	MaxPeak	MaxPeak
SweepCount	500	500
Filter	3 dB	3 dB
Trace Mode	Max Hold	Max Hold
Sweeptype	FFT	AUTO
Preamp	off	off
Stablemode	Trace	Trace
Stablevalue	0.30 dB	0.30 dB
Run	6 / max. 150	max. 150
Stable	3 / 3	3
Max Stable Difference	0.14 dB	0.30 dB

EDR mode (8DPSK)

Occupied Channel Bandwidth 99% (2402 MHz; 10.000 dBm; 1 MHz; Test Mode)

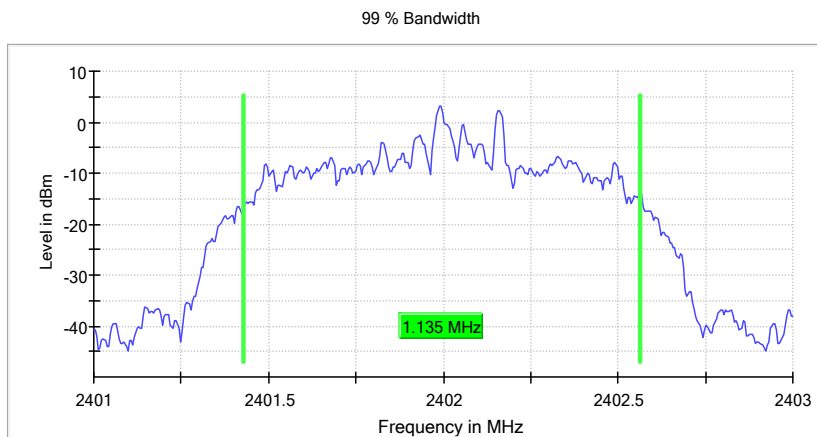
Test according to FCC title 47 part 15 §15.247(a), KDB 558074 D01 DTS Meas Guidance v04 and ANSI C63.10-2013

99 % Bandwidth

DUT Frequency (MHz)	Bandwidth (MHz)	Limit Min (MHz)	Limit Max (MHz)	Band Edge Left (MHz)	Band Edge Right (MHz)
2402.000000	1.135000	---	---	2401.427500	2402.562500

(continuation of the "99 % Bandwidth" table from column 6 ...)

DUT Frequency (MHz)	Result
2402.000000	PASS



Measurement

Setting	Instrument Value	Target Value
Start Frequency	2.40100 GHz	2.40100 GHz
Stop Frequency	2.40300 GHz	2.40300 GHz
Span	2.000 MHz	2.000 MHz
RBW	10.000 kHz	>= 10.000 kHz
VBW	30.000 kHz	>= 30.000 kHz
SweepPoints	400	~ 400
Sweeptime	189.648 µs	AUTO
Reference Level	0.000 dBm	0.000 dBm
Attenuation	20.000 dB	AUTO
Detector	MaxPeak	MaxPeak
SweepCount	500	500
Filter	3 dB	3 dB
Trace Mode	Max Hold	Max Hold
SweepType	FFT	AUTO
Preamp	off	off
Stablemode	Trace	Trace
Stablevalue	0.30 dB	0.30 dB
Run	6 / max. 150	max. 150
Stable	3 / 3	3
Max Stable Difference	0.25 dB	0.30 dB

Occupied Channel Bandwidth 99% (2441 MHz; 10.000 dBm; 1 MHz; Test Mode)

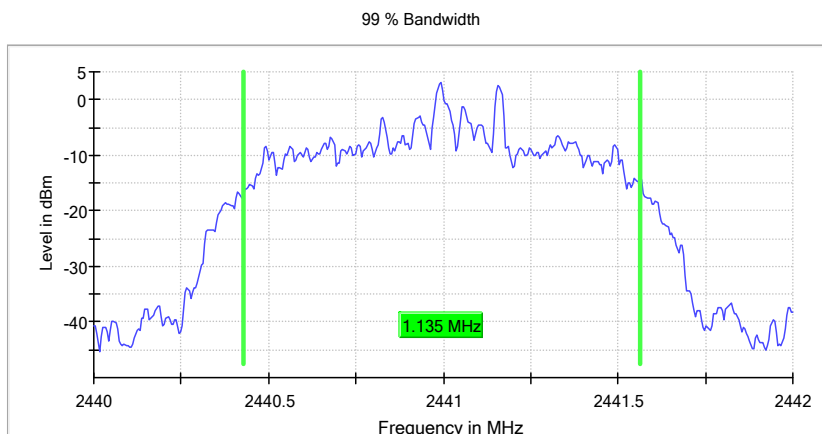
Test according to FCC title 47 part 15 §15.247(a), KDB 558074 D01 DTS Meas Guidance v04 and ANSI C63.10-2013

99 % Bandwidth

DUT Frequency (MHz)	Bandwidth (MHz)	Limit Min (MHz)	Limit Max (MHz)	Band Edge Left (MHz)	Band Edge Right (MHz)
2441.000000	1.135000	---	---	2440.427500	2441.562500

(continuation of the "99 % Bandwidth" table from column 6 ...)

DUT Frequency (MHz)	Result
2441.000000	PASS



Measurement

Setting	Instrument Value	Target Value
Start Frequency	2.44000 GHz	2.44000 GHz
Stop Frequency	2.44200 GHz	2.44200 GHz
Span	2.000 MHz	2.000 MHz
RBW	10.000 kHz	>= 10.000 kHz
VBW	30.000 kHz	>= 30.000 kHz
SweepPoints	400	~ 400
SweepTime	189.648 µs	AUTO
Reference Level	0.000 dBm	0.000 dBm
Attenuation	20.000 dB	AUTO
Detector	MaxPeak	MaxPeak
SweepCount	500	500
Filter	3 dB	3 dB
Trace Mode	Max Hold	Max Hold
Sweeptype	FFT	AUTO
Preamp	off	off
Stablemode	Trace	Trace
Stablevalue	0.30 dB	0.30 dB
Run	6 / max. 150	max. 150
Stable	3 / 3	3
Max Stable Difference	0.26 dB	0.30 dB

Occupied Channel Bandwidth 99% (2480 MHz; 10.000 dBm; 1 MHz; Test Mode)

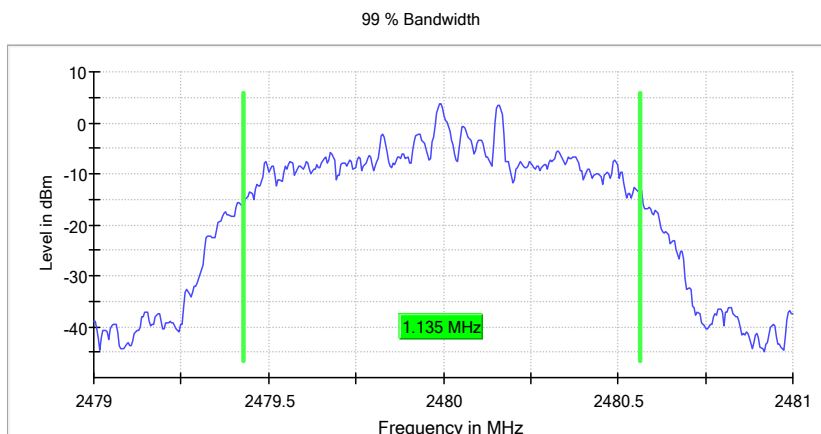
Test according to FCC title 47 part 15 §15.247(a), KDB 558074 D01 DTS Meas Guidance v04 and ANSI C63.10-2013

99 % Bandwidth

DUT Frequency (MHz)	Bandwidth (MHz)	Limit Min (MHz)	Limit Max (MHz)	Band Edge Left (MHz)	Band Edge Right (MHz)
2480.000000	1.135000	---	---	2479.427500	2480.562500

(continuation of the "99 % Bandwidth" table from column 6 ...)

DUT Frequency (MHz)	Result
2480.000000	PASS



Measurement

Setting	Instrument Value	Target Value
Start Frequency	2.47900 GHz	2.47900 GHz
Stop Frequency	2.48100 GHz	2.48100 GHz
Span	2.000 MHz	2.000 MHz
RBW	10.000 kHz	>= 10.000 kHz
VBW	30.000 kHz	>= 30.000 kHz
SweepPoints	400	~ 400
SweepTime	189.648 µs	AUTO
Reference Level	0.000 dBm	0.000 dBm
Attenuation	20.000 dB	AUTO
Detector	MaxPeak	MaxPeak
SweepCount	500	500
Filter	3 dB	3 dB
Trace Mode	Max Hold	Max Hold
SweepType	FFT	AUTO
Preamp	off	off
Stablemode	Trace	Trace
Stablevalue	0.30 dB	0.30 dB
Run	6 / max. 150	max. 150
Stable	3 / 3	3
Max Stable Difference	0.16 dB	0.30 dB

Appendix B.2: Test Results of 20dB Bandwidth

BR mode (GFSK)

Emission Bandwidth 20 dB (2402 MHz; 10.000 dBm; 1 MHz; Test Mode)

Test according to FCC title 47 part 15 §15.247(a), KDB 558074 D01 DTS Meas Guidance v04 and ANSI C63.10-2013

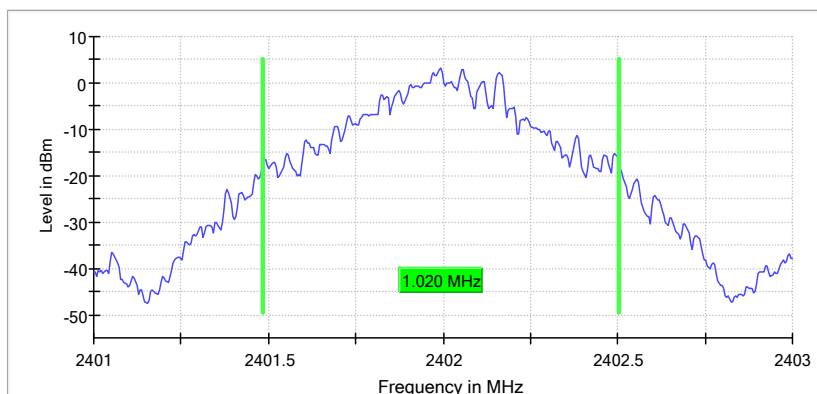
20 dB Bandwidth

DUT Frequency (MHz)	Bandwidth (MHz)	Limit Min (MHz)	Limit Max (MHz)	Band Edge Left (MHz)	Band Edge Right (MHz)
2402.000000	1.020000	---	---	2401.482500	2402.502500

(continuation of the "20 dB Bandwidth" table from column 6 ...)

DUT Frequency (MHz)	Max Level (dBm)	Result
2402.000000	3.1	PASS

20 dB Bandwidth



Measurement

Setting	Instrument Value	Target Value
Start Frequency	2.40100 GHz	2.40100 GHz
Stop Frequency	2.40300 GHz	2.40300 GHz
Span	2.000 MHz	2.000 MHz
RBW	10.000 kHz	>= 10.000 kHz
VBW	30.000 kHz	>= 30.000 kHz
SweepPoints	400	~ 400
Sweeptime	189.648 µs	AUTO
Reference Level	0.000 dBm	0.000 dBm
Attenuation	20.000 dB	AUTO
Detector	MaxPeak	MaxPeak
SweepCount	200	200
Filter	3 dB	3 dB
Trace Mode	Max Hold	Max Hold
Sweeptype	FFT	AUTO
Preamp	off	off
Stablemode	Trace	Trace
Stablevalue	0.50 dB	0.50 dB
Run	8 / max. 150	max. 150
Stable	5 / 5	5
Max Stable Difference	0.19 dB	0.50 dB

Emission Bandwidth 20 dB (2441 MHz; 10.000 dBm; 1 MHz; Test Mode)

Test according to FCC title 47 part 15 §15.247(a), KDB 558074 D01 DTS Meas Guidance v04 and ANSI C63.10-2013

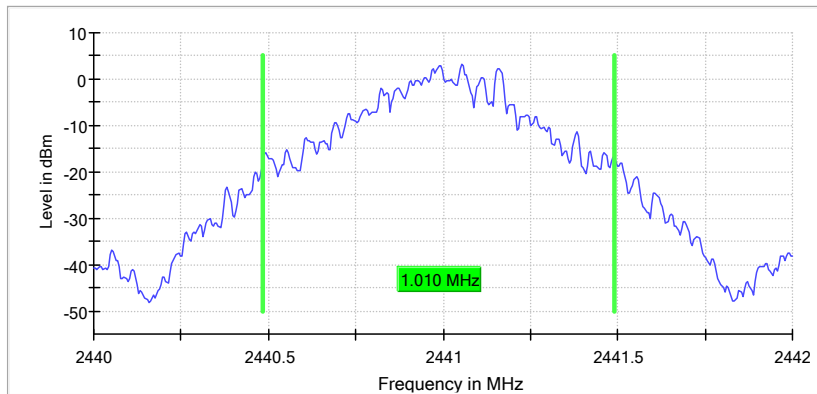
20 dB Bandwidth

DUT Frequency (MHz)	Bandwidth (MHz)	Limit Min (MHz)	Limit Max (MHz)	Band Edge Left (MHz)	Band Edge Right (MHz)
2441.000000	1.010000	---	---	2440.482500	2441.492500

(continuation of the "20 dB Bandwidth" table from column 6 ...)

DUT Frequency (MHz)	Max Level (dBm)	Result
2441.000000	3.1	PASS

20 dB Bandwidth



Measurement

Setting	Instrument Value	Target Value
Start Frequency	2.44000 GHz	2.44000 GHz
Stop Frequency	2.44200 GHz	2.44200 GHz
Span	2.000 MHz	2.000 MHz
RBW	10.000 kHz	>= 10.000 kHz
VBW	30.000 kHz	>= 30.000 kHz
SweepPoints	400	~ 400
SweepTime	189.648 µs	AUTO
Reference Level	0.000 dBm	0.000 dBm
Attenuation	20.000 dB	AUTO
Detector	MaxPeak	MaxPeak
SweepCount	200	200
Filter	3 dB	3 dB
Trace Mode	Max Hold	Max Hold
SweepType	FFT	AUTO
Preamp	off	off
Stablemode	Trace	Trace
Stablevalue	0.50 dB	0.50 dB
Run	10 / max. 150	max. 150
Stable	5 / 5	5
Max Stable Difference	0.13 dB	0.50 dB

Emission Bandwidth 20 dB (2480 MHz; 10.000 dBm; 1 MHz; Test Mode)

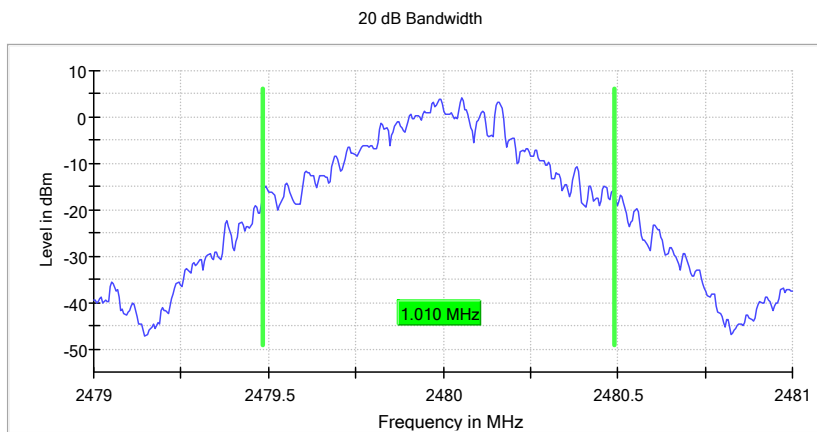
Test according to FCC title 47 part 15 §15.247(a), KDB 558074 D01 DTS Meas Guidance v04 and ANSI C63.10-2013

20 dB Bandwidth

DUT Frequency (MHz)	Bandwidth (MHz)	Limit Min (MHz)	Limit Max (MHz)	Band Edge Left (MHz)	Band Edge Right (MHz)
2480.000000	1.010000	---	---	2479.482500	2480.492500

(continuation of the "20 dB Bandwidth" table from column 6 ...)

DUT Frequency (MHz)	Max Level (dBm)	Result
2480.000000	4.1	PASS



Measurement

Setting	Instrument Value	Target Value
Start Frequency	2.47900 GHz	2.47900 GHz
Stop Frequency	2.48100 GHz	2.48100 GHz
Span	2.000 MHz	2.000 MHz
RBW	10.000 kHz	>= 10.000 kHz
VBW	30.000 kHz	>= 30.000 kHz
SweepPoints	400	~ 400
SweepTime	189.648 µs	AUTO
Reference Level	0.000 dBm	0.000 dBm
Attenuation	20.000 dB	AUTO
Detector	MaxPeak	MaxPeak
SweepCount	200	200
Filter	3 dB	3 dB
Trace Mode	Max Hold	Max Hold
SweepType	FFT	AUTO
Preamp	off	off
Stablemode	Trace	Trace
Stablevalue	0.50 dB	0.50 dB
Run	8 / max. 150	max. 150
Stable	5 / 5	5
Max Stable Difference	0.27 dB	0.50 dB

EDR mode (8DPSK)

Emission Bandwidth 20 dB (2402 MHz; 10.000 dBm; 1 MHz; Test Mode)

Test according to FCC title 47 part 15 §15.247(a), KDB 558074 D01 DTS Meas Guidance v04 and ANSI C63.10-2013

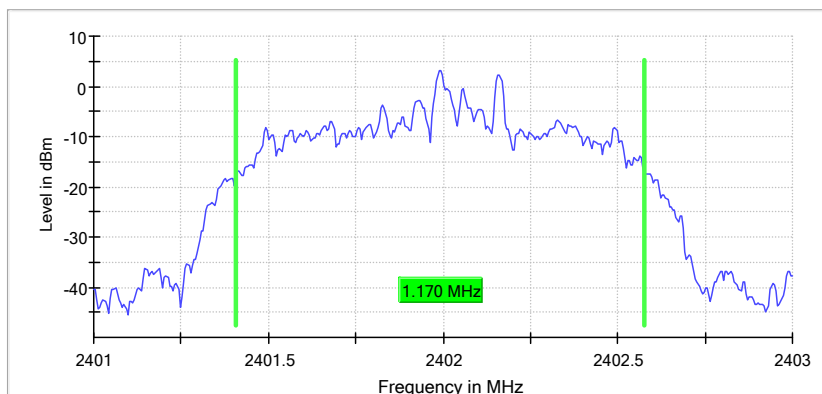
20 dB Bandwidth

DUT Frequency (MHz)	Bandwidth (MHz)	Limit Min (MHz)	Limit Max (MHz)	Band Edge Left (MHz)	Band Edge Right (MHz)
2402.000000	1.170000	---	---	2401.407500	2402.577500

(continuation of the "20 dB Bandwidth" table from column 6 ...)

DUT Frequency (MHz)	Max Level (dBm)	Result
2402.000000	3.2	PASS

20 dB Bandwidth



Measurement

Setting	Instrument Value	Target Value
Start Frequency	2.40100 GHz	2.40100 GHz
Stop Frequency	2.40300 GHz	2.40300 GHz
Span	2.000 MHz	2.000 MHz
RBW	10.000 kHz	>= 10.000 kHz
VBW	30.000 kHz	>= 30.000 kHz
SweepPoints	400	~ 400
Sweeptime	189.648 µs	AUTO
Reference Level	0.000 dBm	0.000 dBm
Attenuation	20.000 dB	AUTO
Detector	MaxPeak	MaxPeak
SweepCount	200	200
Filter	3 dB	3 dB
Trace Mode	Max Hold	Max Hold
SweepType	FFT	AUTO
Preamp	off	off
Stablemode	Trace	Trace
Stablevalue	0.50 dB	0.50 dB
Run	7 / max. 150	max. 150
Stable	5 / 5	5
Max Stable Difference	0.00 dB	0.50 dB

Emission Bandwidth 20 dB (2441 MHz; 10.000 dBm; 1 MHz; Test Mode)

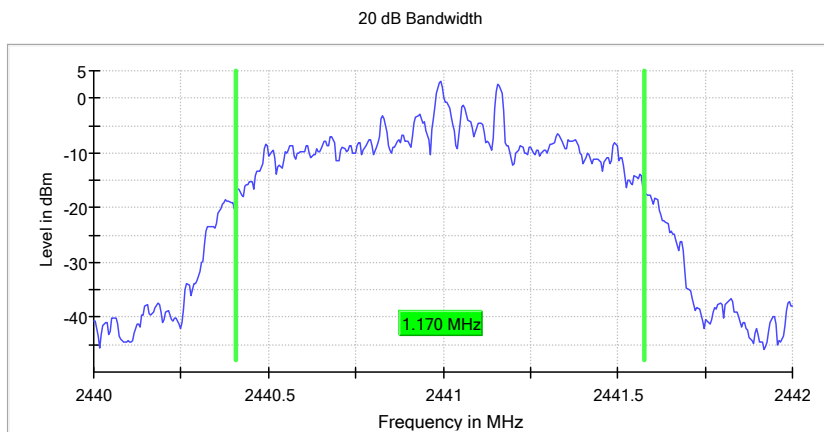
Test according to FCC title 47 part 15 §15.247(a), KDB 558074 D01 DTS Meas Guidance v04 and ANSI C63.10-2013

20 dB Bandwidth

DUT Frequency (MHz)	Bandwidth (MHz)	Limit Min (MHz)	Limit Max (MHz)	Band Edge Left (MHz)	Band Edge Right (MHz)
2441.000000	1.170000	---	---	2440.407500	2441.577500

(continuation of the "20 dB Bandwidth" table from column 6 ...)

DUT Frequency (MHz)	Max Level (dBm)	Result
2441.000000	3.0	PASS



Measurement

Setting	Instrument Value	Target Value
Start Frequency	2.44000 GHz	2.44000 GHz
Stop Frequency	2.44200 GHz	2.44200 GHz
Span	2.000 MHz	2.000 MHz
RBW	10.000 kHz	>= 10.000 kHz
VBW	30.000 kHz	>= 30.000 kHz
SweepPoints	400	~ 400
SweepTime	189.648 µs	AUTO
Reference Level	0.000 dBm	0.000 dBm
Attenuation	20.000 dB	AUTO
Detector	MaxPeak	MaxPeak
SweepCount	200	200
Filter	3 dB	3 dB
Trace Mode	Max Hold	Max Hold
Sweeptype	FFT	AUTO
Preamp	off	off
Stablemode	Trace	Trace
Stablevalue	0.50 dB	0.50 dB
Run	9 / max. 150	max. 150
Stable	5 / 5	5
Max Stable Difference	0.12 dB	0.50 dB

Emission Bandwidth 20 dB (2480 MHz; 10.000 dBm; 1 MHz; Test Mode)

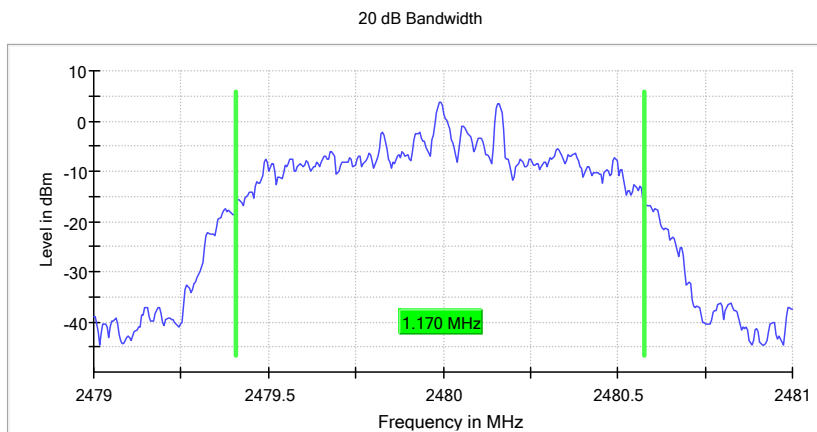
Test according to FCC title 47 part 15 §15.247(a), KDB 558074 D01 DTS Meas Guidance v04 and ANSI C63.10-2013

20 dB Bandwidth

DUT Frequency (MHz)	Bandwidth (MHz)	Limit Min (MHz)	Limit Max (MHz)	Band Edge Left (MHz)	Band Edge Right (MHz)
2480.000000	1.170000	---	---	2479.407500	2480.577500

(continuation of the "20 dB Bandwidth" table from column 6 ...)

DUT Frequency (MHz)	Max Level (dBm)	Result
2480.000000	3.8	PASS



Measurement

Setting	Instrument Value	Target Value
Start Frequency	2.47900 GHz	2.47900 GHz
Stop Frequency	2.48100 GHz	2.48100 GHz
Span	2.000 MHz	2.000 MHz
RBW	10.000 kHz	>= 10.000 kHz
VBW	30.000 kHz	>= 30.000 kHz
SweepPoints	400	~ 400
SweepTime	189.648 µs	AUTO
Reference Level	0.000 dBm	0.000 dBm
Attenuation	20.000 dB	AUTO
Detector	MaxPeak	MaxPeak
SweepCount	200	200
Filter	3 dB	3 dB
Trace Mode	Max Hold	Max Hold
Sweeptype	FFT	AUTO
Preamp	off	off
Stablemode	Trace	Trace
Stablevalue	0.50 dB	0.50 dB
Run	7 / max. 150	max. 150
Stable	5 / 5	5
Max Stable Difference	0.05 dB	0.50 dB

Appendix B.3: Test Results of Frequency stability

Test Channel (MHz)	2402
--------------------	------

Test result of frequency tolerance of voltage variation

Voltage	Test result (MHz)	Deviation Frequency (KHz)	Test result (ppm)	Limit (ppm)
DC 3.465V	2401.995	5	2.0816	10
DC 3.85V	2401.993	7	2.9142	
DC 4.235V	2401.990	10	4.1632	

Test result of frequency tolerance of temperature variation

Temperature (°C)	Test result (MHz)	Deviation Frequency (KHz)	Test result (ppm)	Limit (ppm)
-30	2401.992	8	3.3306	10
-20	2401.989	11	4.5795	
-10	2401.996	4	1.6653	
0	2401.985	15	6.2448	
10	2401.994	6	2.4979	
20	2401.991	9	3.7469	
30	2401.988	12	4.9958	
40	2401.995	5	2.0816	
50	2401.990	10	4.1632	
55	2401.993	7	2.9142	

Test Channel (MHz)	2441
--------------------	------

Test result of frequency tolerance of voltage variation

Voltage	Test result (MHz)	Deviation Frequency (KHz)	Test result (ppm)	Limit (ppm)
DC 3.465V	2440.998	2	0.8193	10
DC 3.85V	2440.988	12	4.9160	
DC 4.235V	2440.992	8	3.2773	

Test result of frequency tolerance of temperature variation

Temperature (°C)	Test result (MHz)	Deviation Frequency (KHz)	Test result (ppm)	Limit (ppm)
-30	2440.993	7	2.8677	10
-20	2440.998	2	0.8193	
-10	2440.996	4	1.6387	
0	2440.991	9	3.6870	
10	2440.992	8	3.2773	
20	2440.993	7	2.8677	
30	2440.990	10	4.0967	
40	2440.986	14	5.7354	
50	2440.990	10	4.0967	
55	2440.994	6	2.4580	

Test Channel (MHz)	2480
--------------------	------

Test result of frequency tolerance of voltage variation

Voltage	Test result (MHz)	Deviation Frequency (KHz)	Test result (ppm)	Limit (ppm)
DC 3.465V	2479.987	13	5.2419	10
DC 3.85V	2479.989	11	4.4355	
DC 4.235V	2479.991	9	3.6290	

Test result of frequency tolerance of temperature variation

Temperature (°C)	Test result (MHz)	Deviation Frequency (KHz)	Test result (ppm)	Limit (ppm)
-30	2479.986	14	5.6452	10
-20	2479.989	11	4.4355	
-10	2479.992	8	3.2258	
0	2479.991	9	3.6290	
10	2479.993	7	2.8226	
20	2479.990	10	4.0323	
30	2479.994	6	2.4194	
40	2479.988	12	4.8387	
50	2479.995	5	2.0161	
55	2479.986	14	5.6452	

Appendix B.4: Test Results of Carrier Frequency Separation

BR mode (GFSK)

Carrier Frequency Separation (2402 MHz; 10.000 dBm; 1 MHz)

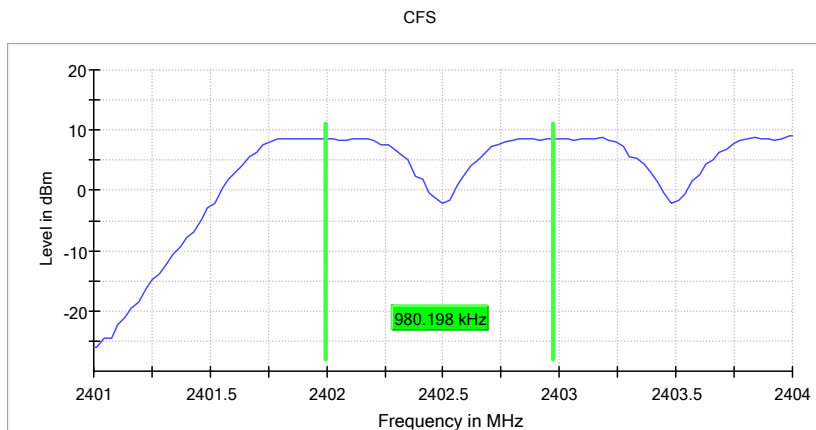
Test according to FCC title 47 part 15 §15.247(a), KDB 558074 D01 DTS Meas Guidance v04 and ANSI C63.10-2013

Result

DUT Frequency (MHz)	Frequency Separation (MHz)	Limit Min (MHz)	Limit Max (MHz)	Center Frequency low Channel (MHz)	Center Frequency high Channel (MHz)
2402.000000	0.980198	0.680000	---	2401.995050	2402.975248

(continuation of the "Result" table from column 6 ...)

DUT Frequency (MHz)	Result
2402.000000	PASS



Measurement

Setting	Instrument Value	Target Value
Start Frequency	2.40100 GHz	2.40100 GHz
Stop Frequency	2.40400 GHz	2.40400 GHz
Span	3.000 MHz	3.000 MHz
RBW	300.000 kHz	<= 300.000 kHz
VBW	300.000 kHz	>= 300.000 kHz
SweepPoints	101	~ 10
SweepTime	1.000 ms	AUTO
Reference Level	0.000 dBm	0.000 dBm
Attenuation	20.000 dB	AUTO
Detector	MaxPeak	MaxPeak
SweepCount	200	200
Filter	3 dB	3 dB
Trace Mode	Max Hold	Max Hold
Sweeptype	Sweep	Sweep
Preamp	off	off
Stablemode	Trace	Trace
Stablevalue	0.50 dB	0.50 dB
Run	17 / max. 150	max. 150
Stable	10 / 10	10
Max Stable Difference	0.04 dB	0.50 dB

Carrier Frequency Separation (2441 MHz; 10.000 dBm; 1 MHz)

Test according to FCC title 47 part 15 §15.247(a), KDB 558074 D01 DTS Meas Guidance v04 and ANSI C63.10-2013

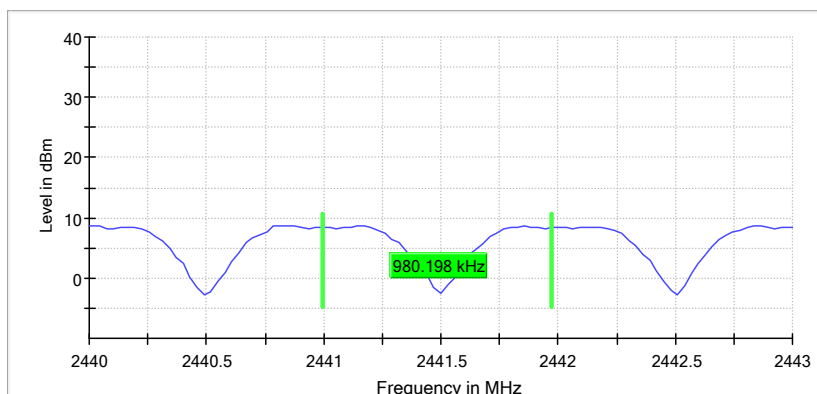
Result

DUT Frequency (MHz)	Frequency Separation (MHz)	Limit Min (MHz)	Limit Max (MHz)	Center Frequency low Channel (MHz)	Center Frequency high Channel (MHz)
2441.000000	0.980198	0.673333	---	2440.995050	2441.975248

(continuation of the "Result" table from column 6 ...)

DUT Frequency (MHz)	Result
2441.000000	PASS

CFS



Measurement

Setting	Instrument Value	Target Value
Start Frequency	2.44000 GHz	2.44000 GHz
Stop Frequency	2.44300 GHz	2.44300 GHz
Span	3.000 MHz	3.000 MHz
RBW	300.000 kHz	<= 300.000 kHz
VBW	300.000 kHz	>= 300.000 kHz
SweepPoints	101	~ 10
SweepTime	1.000 ms	AUTO
Reference Level	0.000 dBm	0.000 dBm
Attenuation	20.000 dB	AUTO
Detector	MaxPeak	MaxPeak
SweepCount	200	200
Filter	3 dB	3 dB
Trace Mode	Max Hold	Max Hold
SweepType	Sweep	Sweep
Preamp	off	off
Stablemode	Trace	Trace
Stablevalue	0.50 dB	0.50 dB
Run	14 / max. 150	max. 150
Stable	10 / 10	10
Max Stable Difference	0.00 dB	0.50 dB

Carrier Frequency Separation (2480 MHz; 10.000 dBm; 1 MHz)

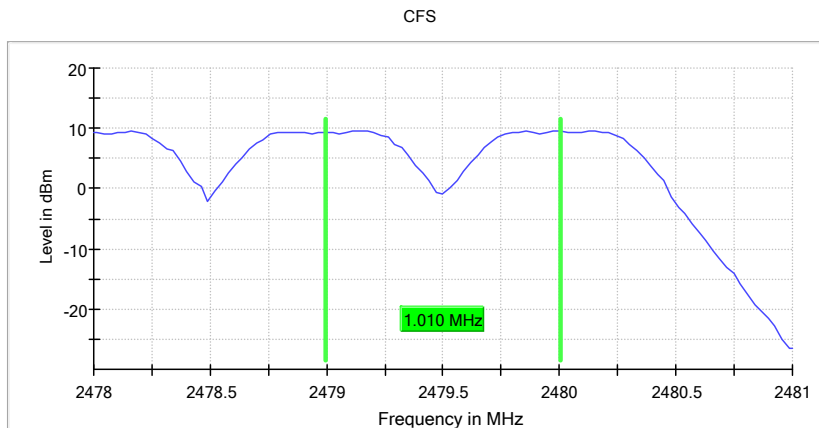
Test according to FCC title 47 part 15 §15.247(a), KDB 558074 D01 DTS Meas Guidance v04 and ANSI C63.10-2013

Result

DUT Frequency (MHz)	Frequency Separation (MHz)	Limit Min (MHz)	Limit Max (MHz)	Center Frequency low Channel (MHz)	Center Frequency high Channel (MHz)
2480.000000	1.009900	0.673333	---	2478.995050	2480.004950

(continuation of the "Result" table from column 6 ...)

DUT Frequency (MHz)	Result
2480.000000	PASS



Measurement

Setting	Instrument Value	Target Value
Start Frequency	2.47800 GHz	2.47800 GHz
Stop Frequency	2.48100 GHz	2.48100 GHz
Span	3.000 MHz	3.000 MHz
RBW	300.000 kHz	<= 300.000 kHz
VBW	300.000 kHz	>= 300.000 kHz
SweepPoints	101	~ 10
SweepTime	1.000 ms	AUTO
Reference Level	0.000 dBm	0.000 dBm
Attenuation	20.000 dB	AUTO
Detector	MaxPeak	MaxPeak
SweepCount	200	200
Filter	3 dB	3 dB
Trace Mode	Max Hold	Max Hold
SweepType	Sweep	Sweep
Preamp	off	off
Stablemode	Trace	Trace
Stablevalue	0.50 dB	0.50 dB
Run	27 / max. 150	max. 150
Stable	10 / 10	10
Max Stable Difference	0.02 dB	0.50 dB

EDR mode (8DPSK)

Carrier Frequency Separation (2402 MHz; 10.000 dBm; 1 MHz)

Test according to FCC title 47 part 15 §15.247(a), KDB 558074 D01 DTS Meas Guidance v04 and ANSI C63.10-2013

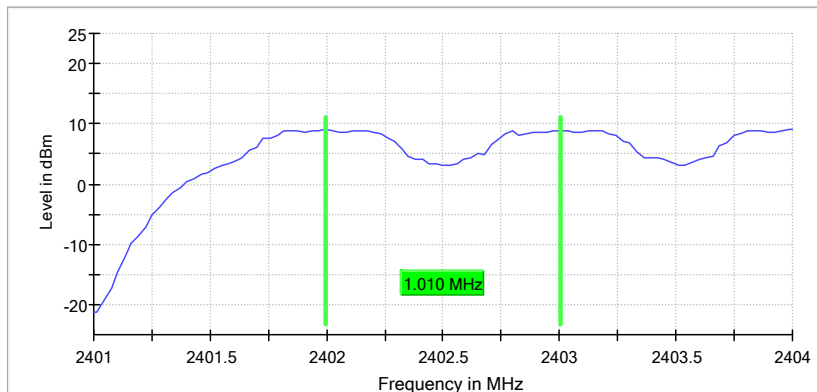
Result

DUT Frequency (MHz)	Frequency Separation (MHz)	Limit Min (MHz)	Limit Max (MHz)	Center Frequency low Channel (MHz)	Center Frequency high Channel (MHz)
2402.000000	1.009900	0.780000	---	2401.995050	2403.004950

(continuation of the "Result" table from column 6 ...)

DUT Frequency (MHz)	Result
2402.000000	PASS

CFS



Measurement

Setting	Instrument Value	Target Value
Start Frequency	2.40100 GHz	2.40100 GHz
Stop Frequency	2.40400 GHz	2.40400 GHz
Span	3.000 MHz	3.000 MHz
RBW	300.000 kHz	<= 300.000 kHz
VBW	300.000 kHz	>= 300.000 kHz
SweepPoints	101	~ 10
SweepTime	1.000 ms	AUTO
Reference Level	0.000 dBm	0.000 dBm
Attenuation	20.000 dB	AUTO
Detector	MaxPeak	MaxPeak
SweepCount	200	200
Filter	3 dB	3 dB
Trace Mode	Max Hold	Max Hold
SweepType	Sweep	Sweep
Preamp	off	off
Stablemode	Trace	Trace
Stablevalue	0.50 dB	0.50 dB
Run	83 / max. 150	max. 150
Stable	10 / 10	10
Max Stable Difference	0.00 dB	0.50 dB

Carrier Frequency Separation (2441 MHz; 10.000 dBm; 1 MHz)

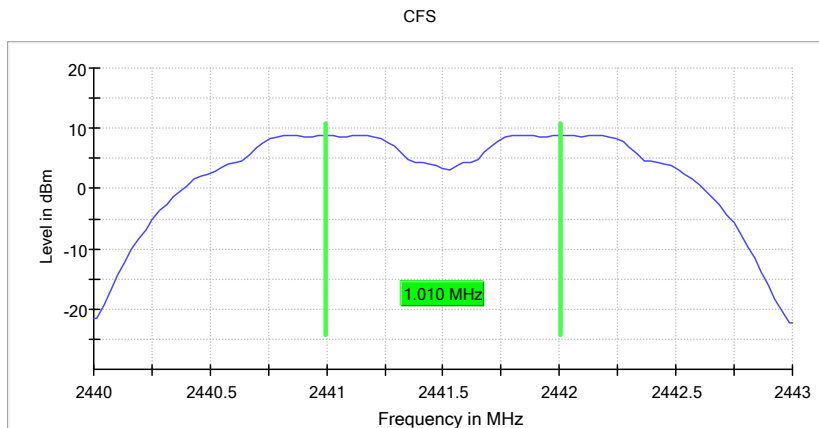
Test according to FCC title 47 part 15 §15.247(a), KDB 558074 D01 DTS Meas Guidance v04 and ANSI C63.10-2013

Result

DUT Frequency (MHz)	Frequency Separation (MHz)	Limit Min (MHz)	Limit Max (MHz)	Center Frequency low Channel (MHz)	Center Frequency high Channel (MHz)
2441.000000	1.009900	0.780000	---	2440.995050	2442.004950

(continuation of the "Result" table from column 6 ...)

DUT Frequency (MHz)	Result
2441.000000	PASS



Measurement

Setting	Instrument Value	Target Value
Start Frequency	2.44000 GHz	2.44000 GHz
Stop Frequency	2.44300 GHz	2.44300 GHz
Span	3.000 MHz	3.000 MHz
RBW	300.000 kHz	<= 300.000 kHz
VBW	300.000 kHz	>= 300.000 kHz
SweepPoints	101	~ 10
SweepTime	1.000 ms	AUTO
Reference Level	0.000 dBm	0.000 dBm
Attenuation	20.000 dB	AUTO
Detector	MaxPeak	MaxPeak
SweepCount	200	200
Filter	3 dB	3 dB
Trace Mode	Max Hold	Max Hold
SweepType	Sweep	Sweep
Preamp	off	off
Stablemode	Trace	Trace
Stablevalue	0.50 dB	0.50 dB
Run	17 / max. 150	max. 150
Stable	10 / 10	10
Max Stable Difference	0.06 dB	0.50 dB

Carrier Frequency Separation (2480 MHz; 10.000 dBm; 1 MHz)

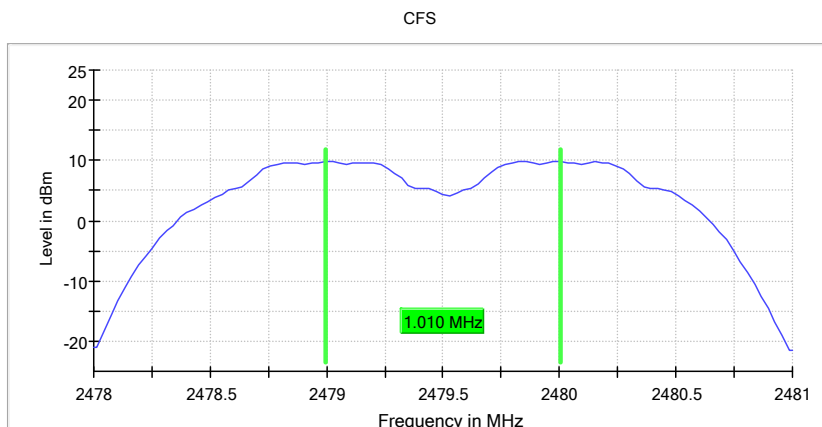
Test according to FCC title 47 part 15 §15.247(a), KDB 558074 D01 DTS Meas Guidance v04 and ANSI C63.10-2013

Result

DUT Frequency (MHz)	Frequency Separation (MHz)	Limit Min (MHz)	Limit Max (MHz)	Center Frequency low Channel (MHz)	Center Frequency high Channel (MHz)
2480.000000	1.009900	0.780000	---	2478.995050	2480.004950

(continuation of the "Result" table from column 6 ...)

DUT Frequency (MHz)	Result
2480.000000	PASS



Measurement

Setting	Instrument Value	Target Value
Start Frequency	2.47800 GHz	2.47800 GHz
Stop Frequency	2.48100 GHz	2.48100 GHz
Span	3.000 MHz	3.000 MHz
RBW	300.000 kHz	<= 300.000 kHz
VBW	300.000 kHz	>= 300.000 kHz
SweepPoints	101	~ 10
SweepTime	1.000 ms	AUTO
Reference Level	0.000 dBm	0.000 dBm
Attenuation	20.000 dB	AUTO
Detector	MaxPeak	MaxPeak
SweepCount	200	200
Filter	3 dB	3 dB
Trace Mode	Max Hold	Max Hold
SweepType	Sweep	Sweep
Preamp	off	off
Stablemode	Trace	Trace
Stablevalue	0.50 dB	0.50 dB
Run	18 / max. 150	max. 150
Stable	10 / 10	10
Max Stable Difference	0.00 dB	0.50 dB

Appendix B.5: Test Results of Number of Hopping Frequency

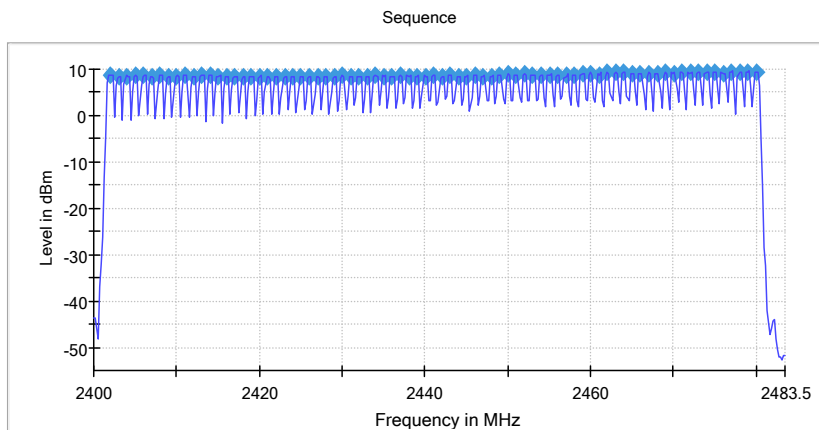
BR mode (GFSK)

Hopping Frequencies (frequency independent; 10.000 dBm; 1 MHz)

Test according to FCC title 47 part 15 §15.247(a),(g), KDB 558074 D01 DTS Meas Guidance v04 and ANSI C63.10-2013

Channels

Channels	Limit Min	Limit Max	Result
79	15	---	PASS



Measurement

Setting	Instrument Value	Target Value
Start Frequency	2.40000 GHz	2.40000 GHz
Stop Frequency	2.48350 GHz	2.48350 GHz
Span	83.500 MHz	83.500 MHz
RBW	200.000 kHz	<= 299.000 kHz
VBW	200.000 kHz	>= 200.000 kHz
SweepPoints	418	~ 418
Sweeptime	1.060 ms	AUTO
Reference Level	0.000 dBm	0.000 dBm
Attenuation	20.000 dB	AUTO
Detector	MaxPeak	MaxPeak
SweepCount	100	100
Filter	3 dB	3 dB
Trace Mode	Max Hold	Max Hold
Sweeptype	Sweep	AUTO
Preamp	off	off
Stablemode	Trace	Trace
Stablevalue	0.50 dB	0.50 dB
Run	67 / max. 150	max. 150
Stable	3 / 3	3
Max Stable Difference	0.22 dB	0.50 dB

EDR mode (8DPSK)

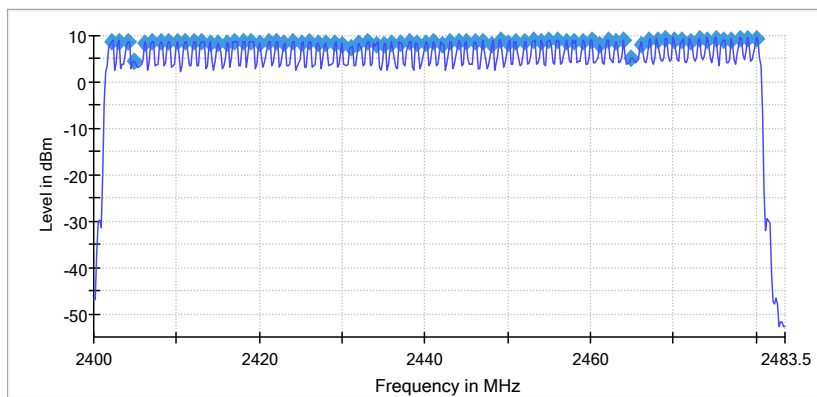
Hopping Frequencies (frequency independent; 10.000 dBm; 1 MHz)

Test according to FCC title 47 part 15 §15.247(a),(g), KDB 558074 D01 DTS Meas Guidance v04 and ANSI C63.10-2013

Channels

Channels	Limit Min	Limit Max	Result
79	15	---	PASS

Sequence



Measurement

Setting	Instrument Value	Target Value
Start Frequency	2.40000 GHz	2.40000 GHz
Stop Frequency	2.48350 GHz	2.48350 GHz
Span	83.500 MHz	83.500 MHz
RBW	200.000 kHz	<= 299.000 kHz
VBW	200.000 kHz	>= 200.000 kHz
SweepPoints	418	~ 418
SweepTime	1.060 ms	AUTO
Reference Level	0.000 dBm	0.000 dBm
Attenuation	20.000 dB	AUTO
Detector	MaxPeak	MaxPeak
SweepCount	100	100
Filter	3 dB	3 dB
Trace Mode	Max Hold	Max Hold
Sweeptype	Sweep	AUTO
Preamp	off	off
Stablemode	Trace	Trace
Stablevalue	0.50 dB	0.50 dB
Run	110 / max. 150	max. 150
Stable	3 / 3	3
Max Stable Difference	0.00 dB	0.50 dB

Appendix B.6: Test Results of Time of Occupancy

BR mode (GFSK)

Time of Channel Occupancy (2441 MHz; 10.000 dBm; 1 MHz)

Test according to FCC title 47 part 15 §15.247(a), KDB 558074 D01 DTS Meas Guidance v04 and ANSI C63.10-2013

Result

DUT Frequency (MHz)	Result	Number of Hops	Average time of occupancy (ms)	Threshold (dBm)
2441.000000	PASS	158	63.340	-10.0

Periode

Min (ms)	Max (ms)	Mean (ms)
10.000	807.480	196.842

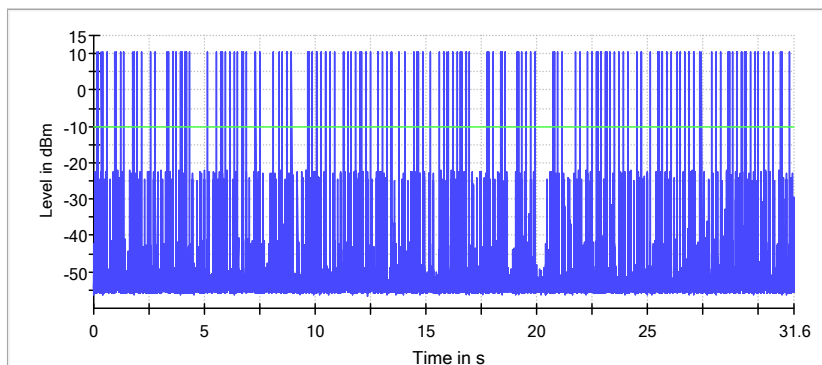
Transmit Time per Hop

Min (ms)	Max (ms)	Limit Max for Max (ms)	Limit Min for Max (ms)	Mean (ms)
0.39	0.78	400.000	0.000	0.398

DwellTime

Min (ms)	Max (ms)	Mean (ms)
0.39	2.890	0.412

Time of Channel Occupancy



— Trace — Threshold

Time of Channel Occupancy(2) (2441 MHz; 10.000 dBm; 1 MHz)

Test according to FCC title 47 part 15 §15.247(a), KDB 558074 D01 DTS Meas Guidance v04 and ANSI C63.10-2013

Result

DUT Frequency (MHz)	Result	Number of Hops	Average time of occupancy (ms)	Threshold (dBm)
2441.000000	PASS	103	171.780	-10.0

Periode

Min (ms)	Max (ms)	Mean (ms)
41.250	1961.200	302.566

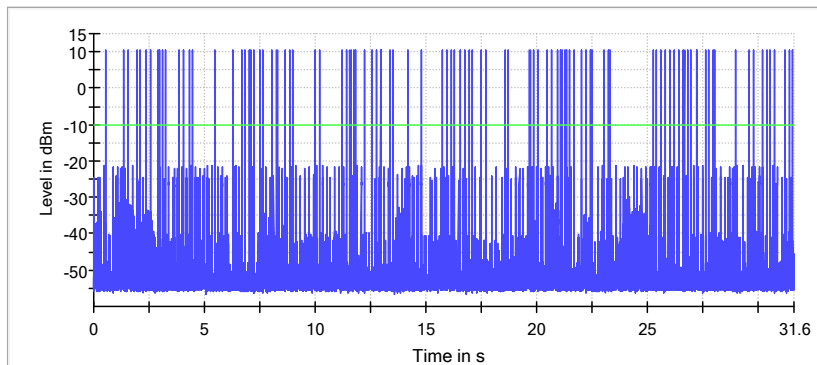
Transmit Time per Hop

Min (ms)	Max (ms)	Limit Max for Max (ms)	Limit Min for Max (ms)	Mean (ms)
1.650	1.660	400.000	0.000	1.652

DwellTime

Min (ms)	Max (ms)	Mean (ms)
1.650	1.660	1.652

Time of Channel Occupancy(2)



— Trace — Threshold

Time of Channel Occupancy(3) (2441 MHz; 10.000 dBm; 1 MHz)

Test according to FCC title 47 part 15 §15.247(a), KDB 558074 D01 DTS Meas Guidance v04 and ANSI C63.10-2013

Result

DUT Frequency (MHz)	Result	Number of Hops	Average time of occupancy (ms)	Threshold (dBm)
2441.000000	PASS	68	200.050	-10.0

Periode

Min (ms)	Max (ms)	Mean (ms)
10.000	2389.940	453.646

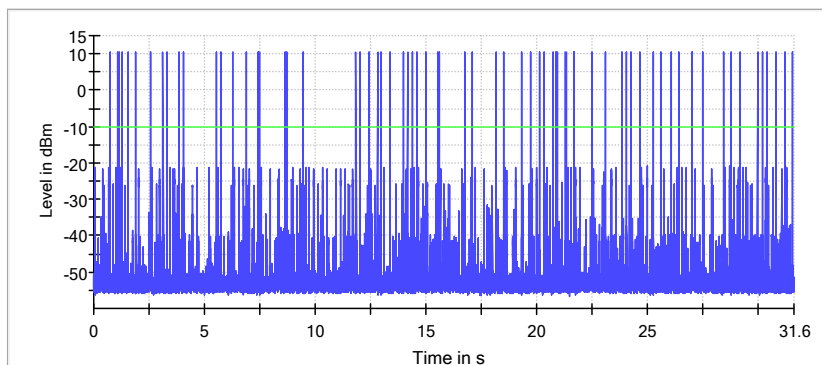
Transmit Time per Hop

Min (ms)	Max (ms)	Limit Max for Max (ms)	Limit Min for Max (ms)	Mean (ms)
2.890	2.900	400.000	0.000	2.899

DwellTime

Min (ms)	Max (ms)	Mean (ms)
2.890	2.900	2.899

Time of Channel Occupancy(3)



— Trace — Threshold

EDR mode (8DPSK)

Time of Channel Occupancy (2441 MHz; 10.000 dBm; 1 MHz)

Test according to FCC title 47 part 15 §15.247(a), KDB 558074 D01 DTS Meas Guidance v04 and ANSI C63.10-2013

Result

DUT Frequency (MHz)	Result	Number of Hops	Average time of occupancy (ms)	Threshold (dBm)
2441.000000	PASS	151	61.390	-10.0

Periode

Min (ms)	Max (ms)	Mean (ms)
10.000	799.980	208.178

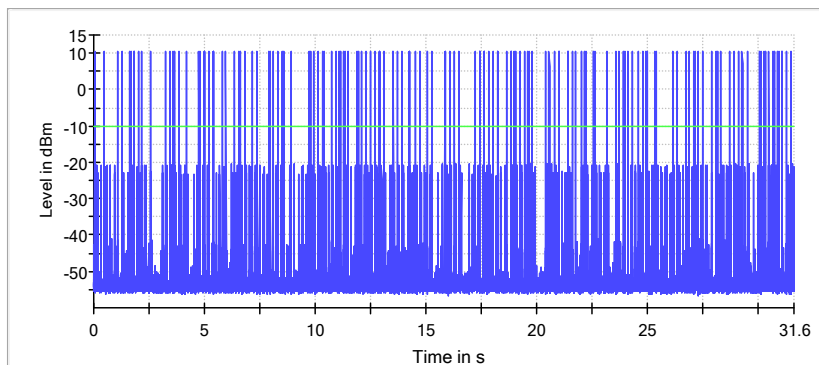
Transmit Time per Hop

Min (ms)	Max (ms)	Limit Max for Max (ms)	Limit Min for Max (ms)	Mean (ms)
0.40	0.41	400.000	0.000	0.404

DwellTime

Min (ms)	Max (ms)	Mean (ms)
0.40	0.41	0.404

Time of Channel Occupancy



— Trace — Threshold

Time of Channel Occupancy(2) (2441 MHz; 10.000 dBm; 1 MHz)

Test according to FCC title 47 part 15 §15.247(a), KDB 558074 D01 DTS Meas Guidance v04 and ANSI C63.10-2013

Result

DUT Frequency (MHz)	Result	Number of Hops	Average time of occupancy (ms)	Threshold (dBm)
2441.000000	PASS	105	175.280	-10.0

Periode

Min (ms)	Max (ms)	Mean (ms)
41.240	1961.200	299.668

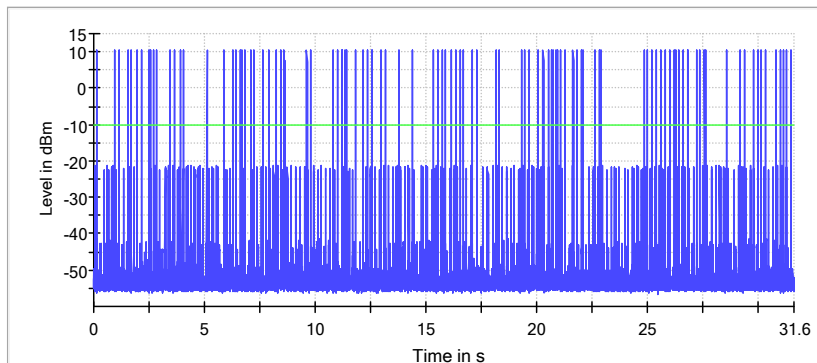
Transmit Time per Hop

Min (ms)	Max (ms)	Limit Max for Max (ms)	Limit Min for Max (ms)	Mean (ms)
1.640	1.660	400.000	0.000	1.654

DwellTime

Min (ms)	Max (ms)	Mean (ms)
1.640	1.660	1.654

Time of Channel Occupancy(2)



— Trace — Threshold

Time of Channel Occupancy(3) (2441 MHz; 10.000 dBm; 1 MHz)

Test according to FCC title 47 part 15 §15.247(a), KDB 558074 D01 DTS Meas Guidance v04 and ANSI C63.10-2013

Result

DUT Frequency (MHz)	Result	Number of Hops	Average time of occupancy (ms)	Threshold (dBm)
2441.000000	PASS	75	220.840	-10.0

Periode

Min (ms)	Max (ms)	Mean (ms)
10.000	2009.950	409.990

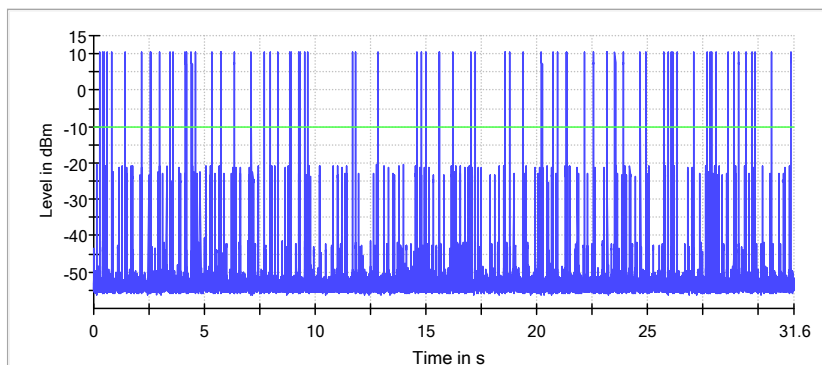
Transmit Time per Hop

Min (ms)	Max (ms)	Limit Max for Max (ms)	Limit Min for Max (ms)	Mean (ms)
2.900	2.910	400.000	0.000	2.906

DwellTime

Min (ms)	Max (ms)	Mean (ms)
2.900	2.910	2.906

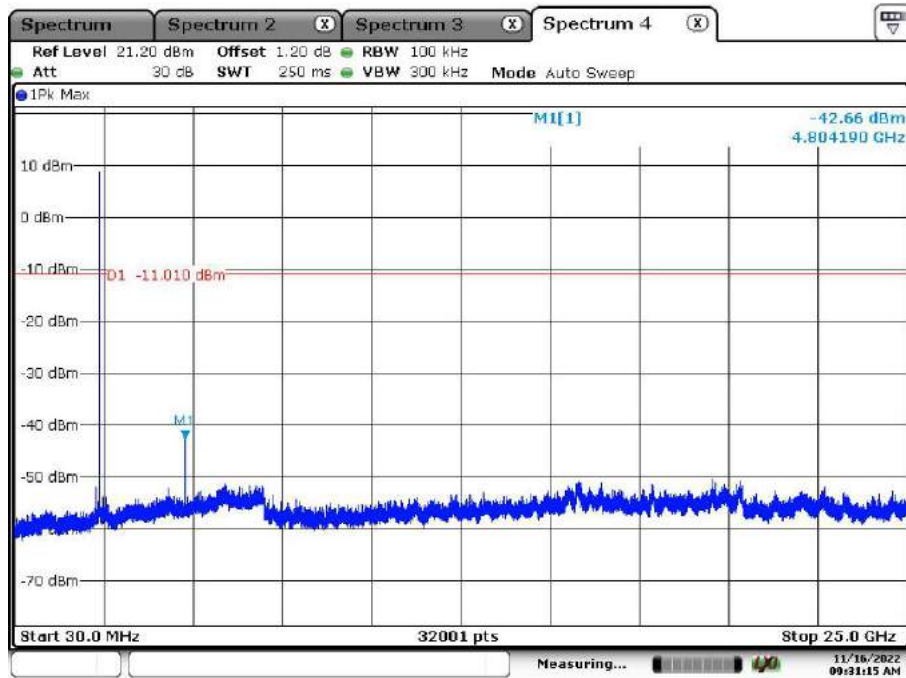
Time of Channel Occupancy(3)



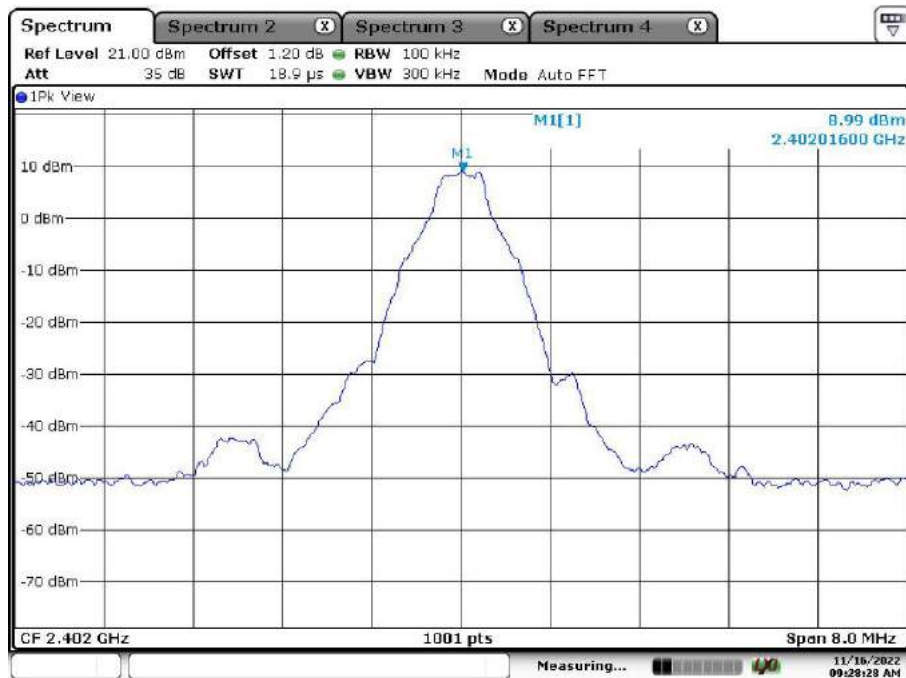
— Trace — Threshold

Appendix B.7: Test Results of Conducted Spurious Emissions Measured in 100 kHz Bandwidth

BR mode (GFSK)
Low Channel

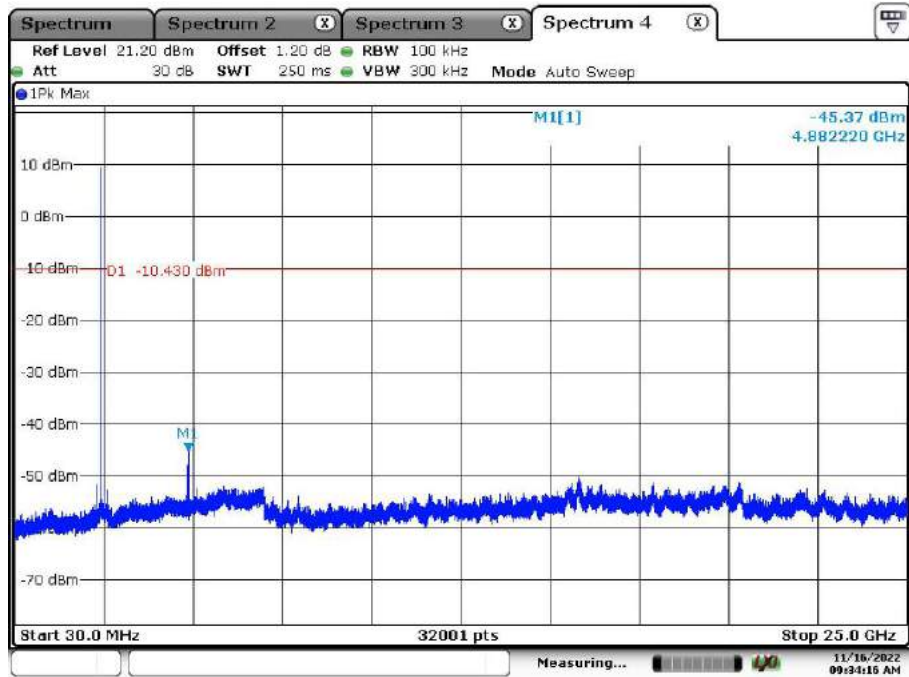


Date: 16.NOV.2022 09:31:15

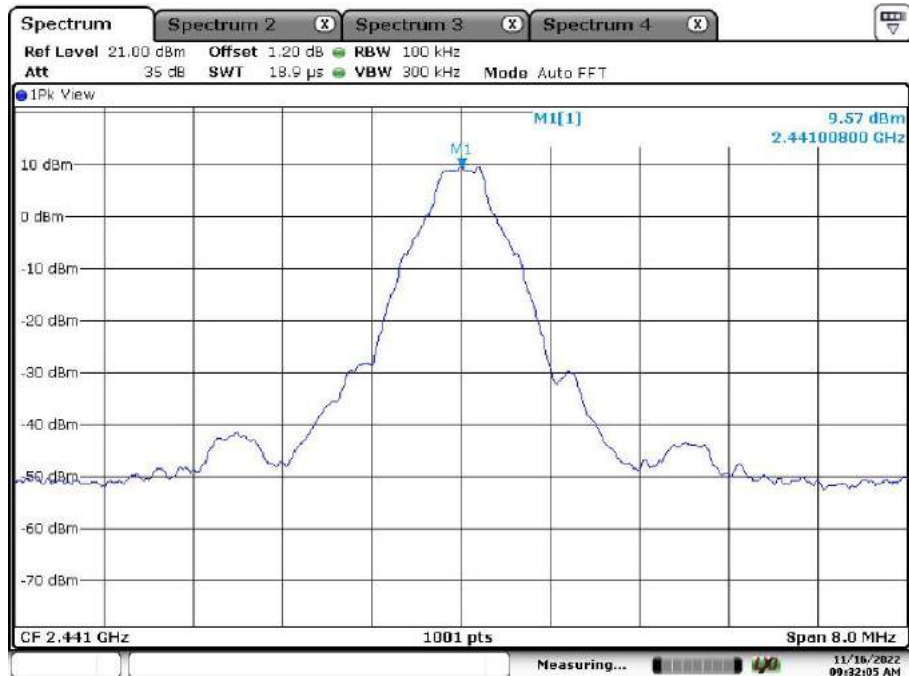


Date: 16.NOV.2022 09:28:29

Middle Channel

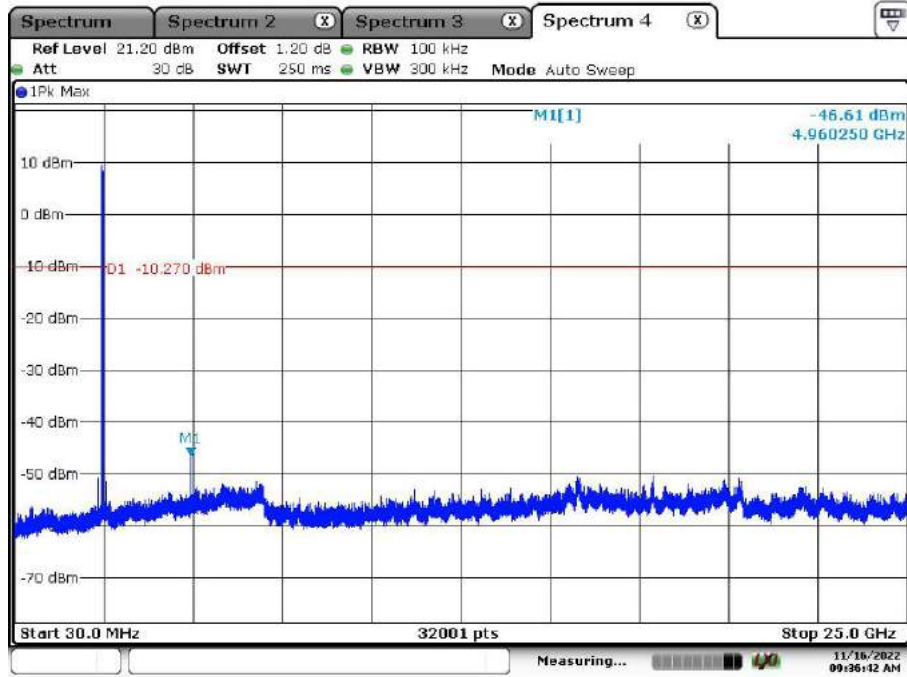


Date: 16.NOV.2022 09:34:17

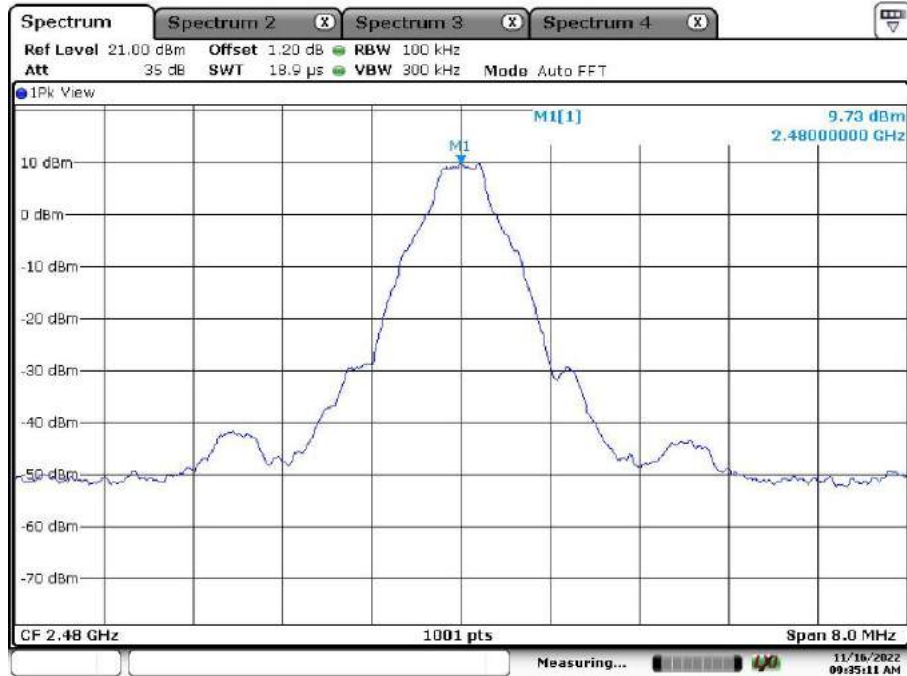


Date: 16.NOV.2022 09:32:05

High Channel

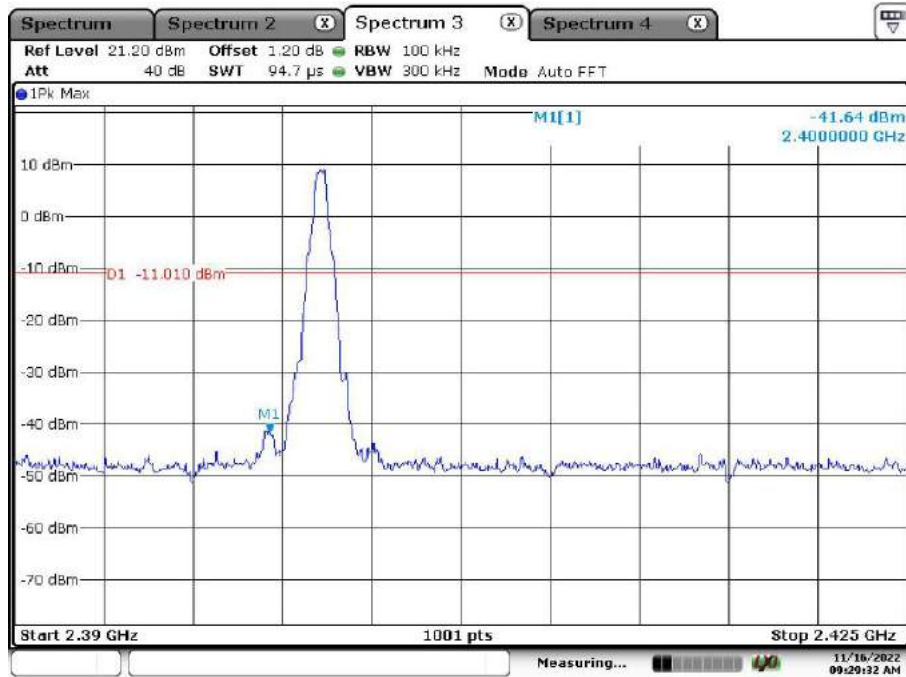


Date: 16.NOV.2022 09:36:03

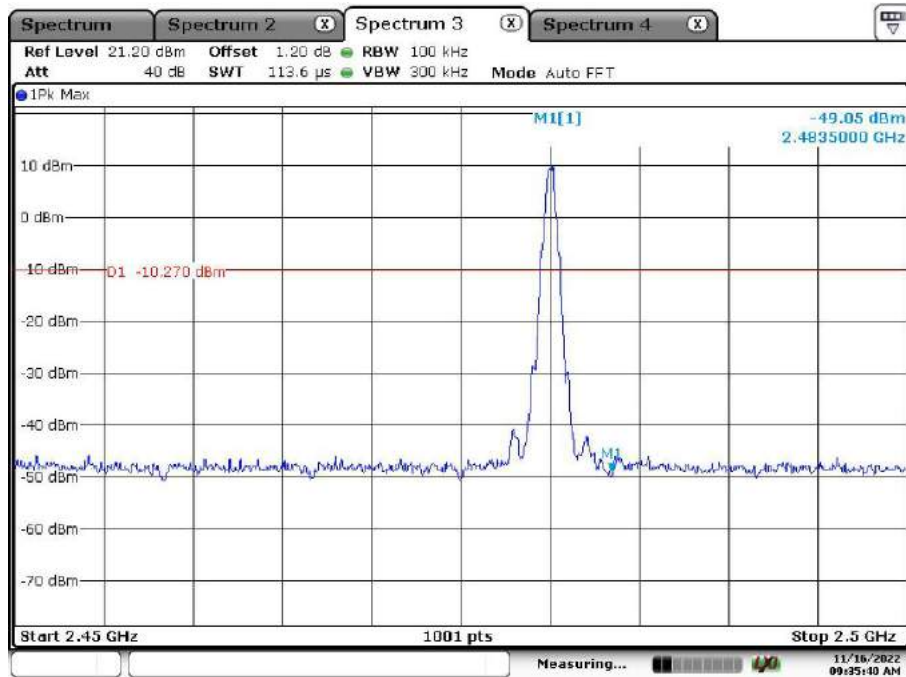


Date: 16.NOV.2022 09:35:12

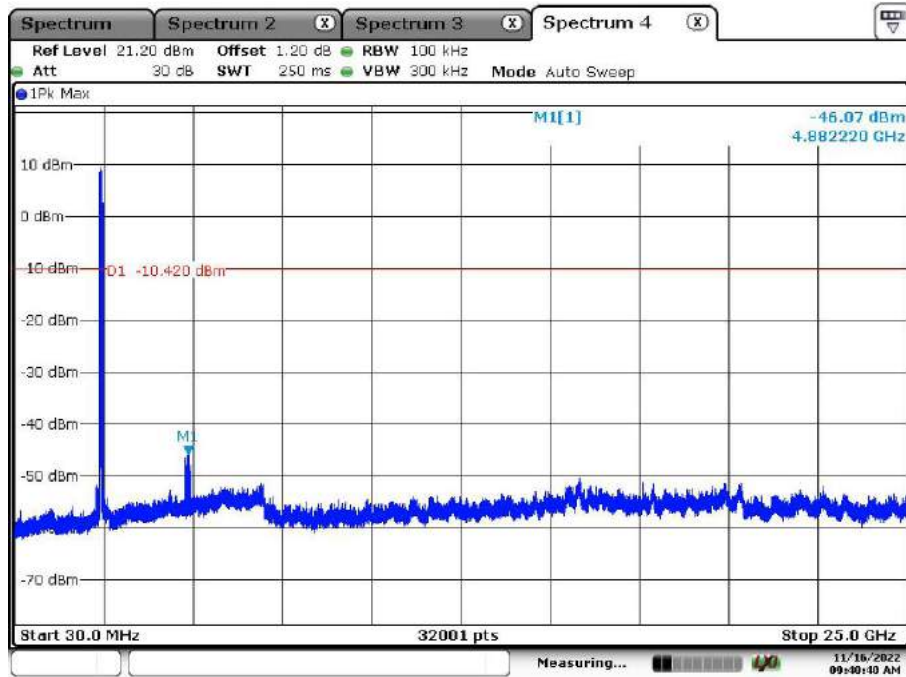
Band Edge, Low Channel



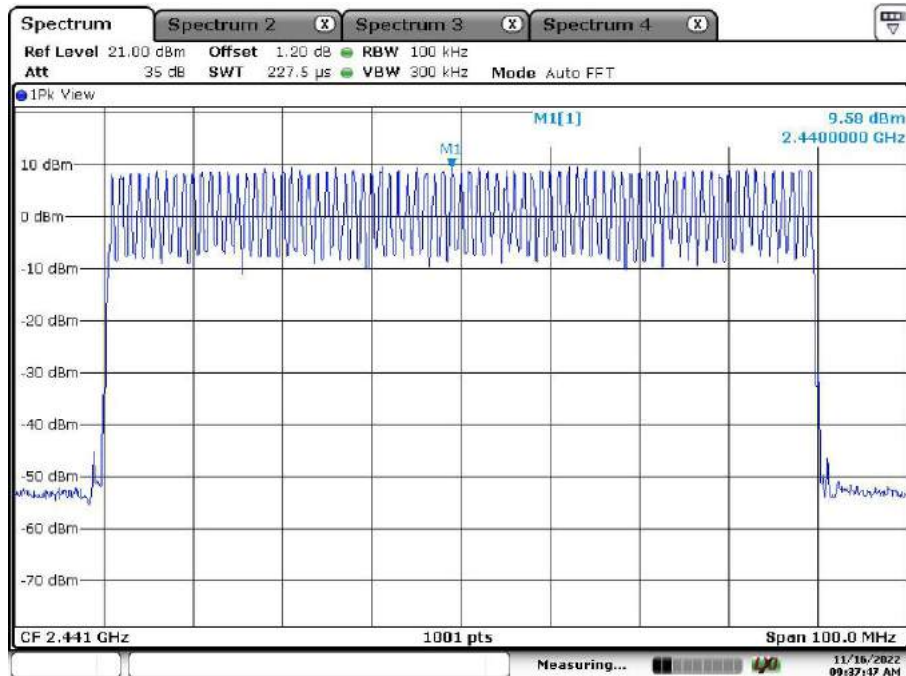
Band Edge, High Channel



Hopping Mode

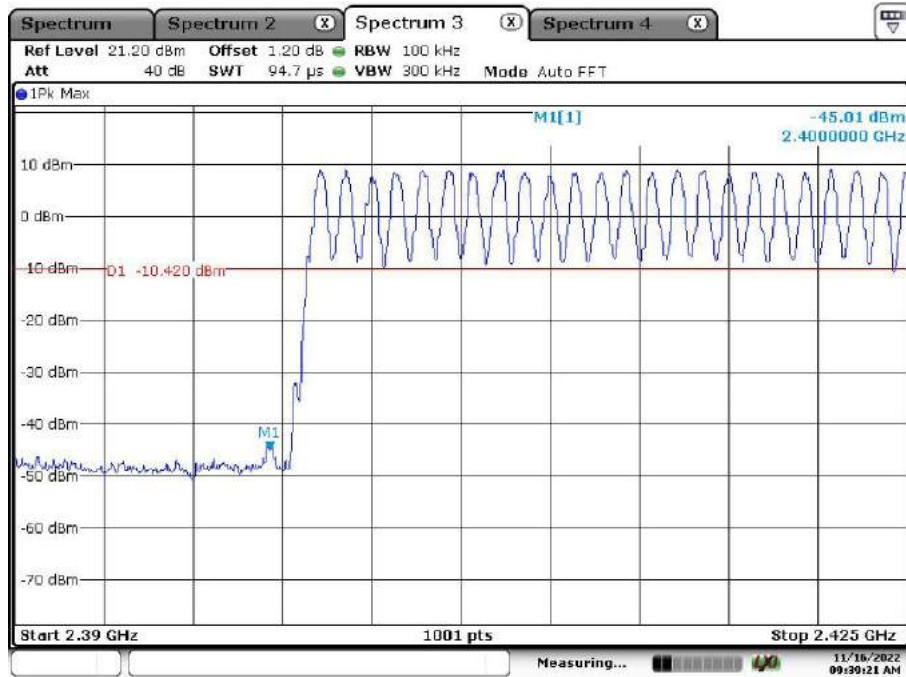


Date: 16.NOV.2022 09:40:01



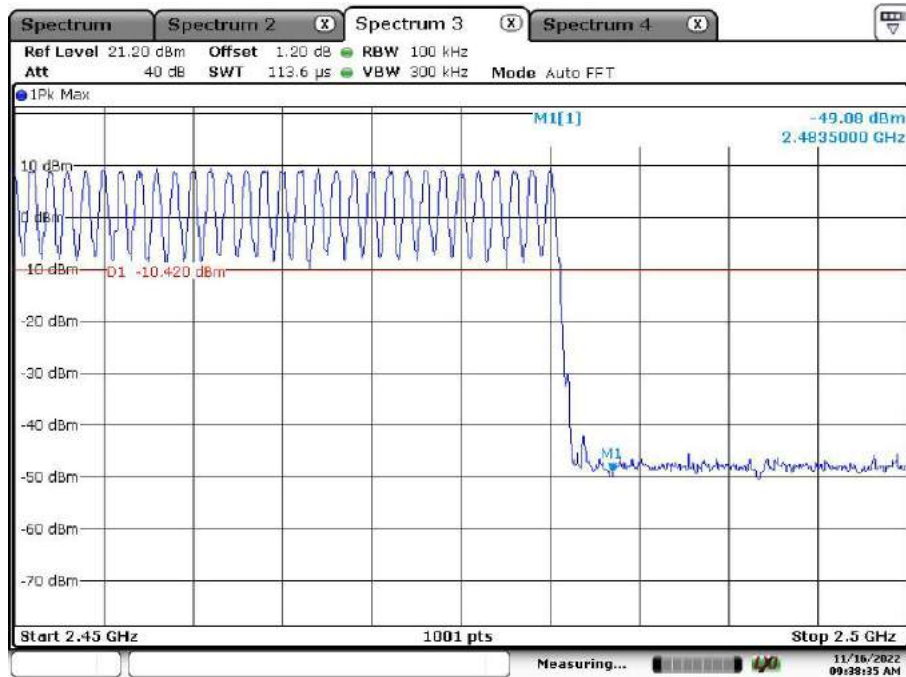
Date: 16.NOV.2022 09:37:00

Band Edge, Hopping Mode, Low Channel



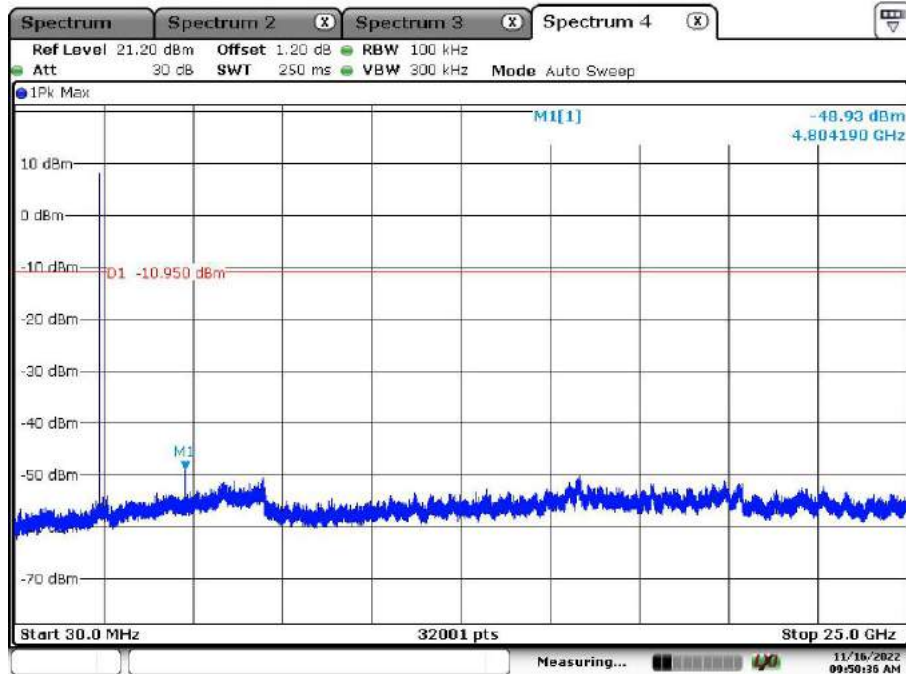
Date: 16.NOV.2022 09:39:21

Band Edge, Hopping Mode, High Channel

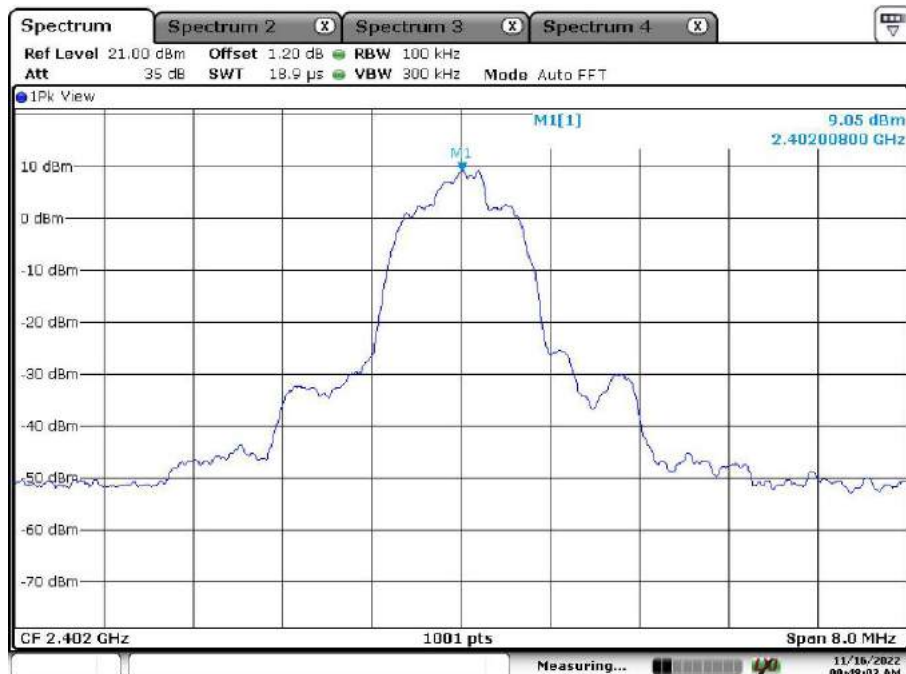


Date: 16.NOV.2022 09:39:35

EDR mode (8DPSK)
Low Channel

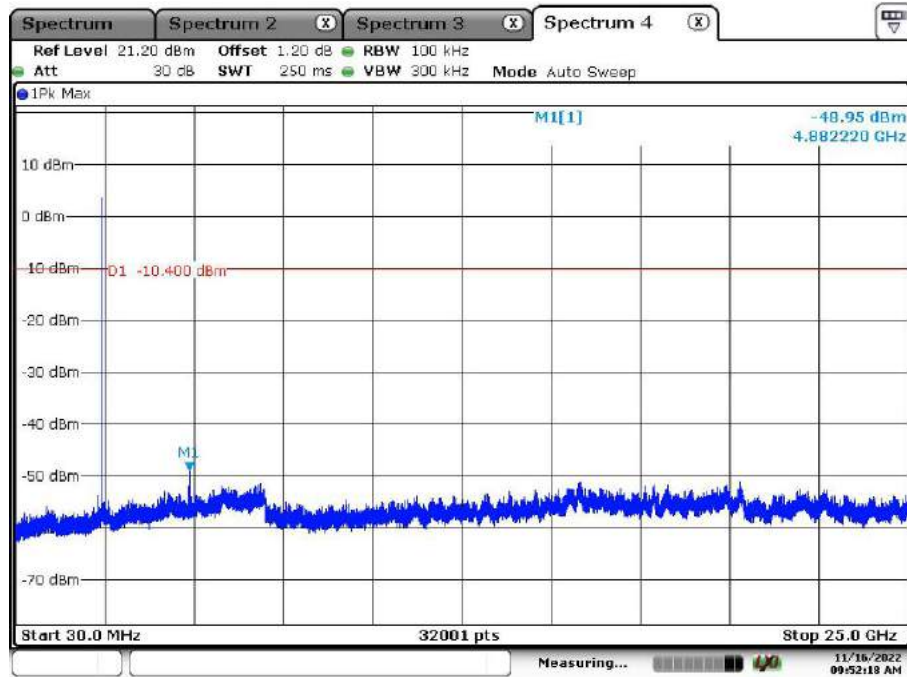


Date: 16.NOV.2022 09:50:36

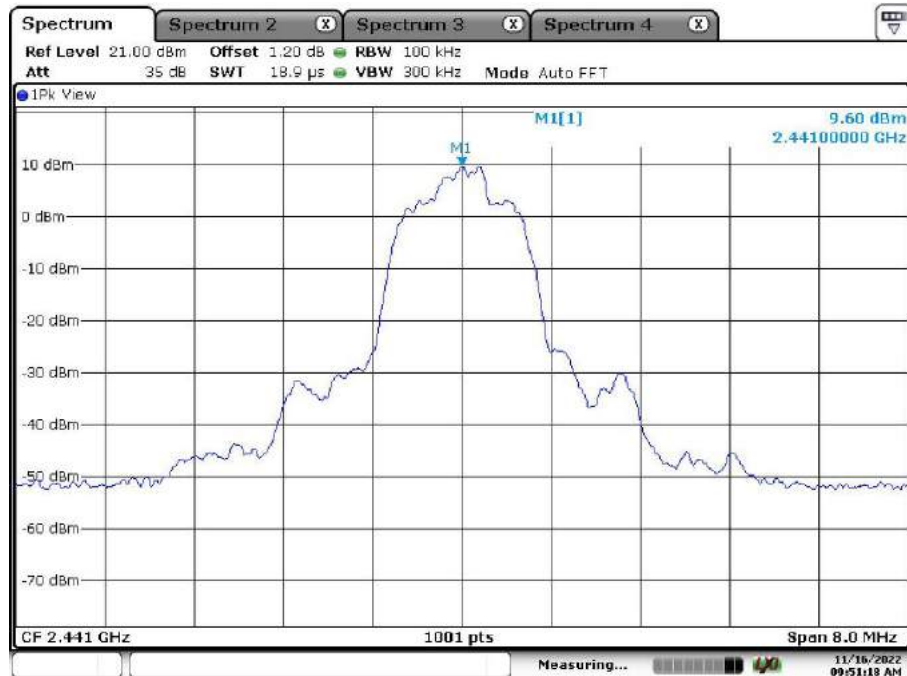


Date: 16.NOV.2022 09:50:03

Middle Channel

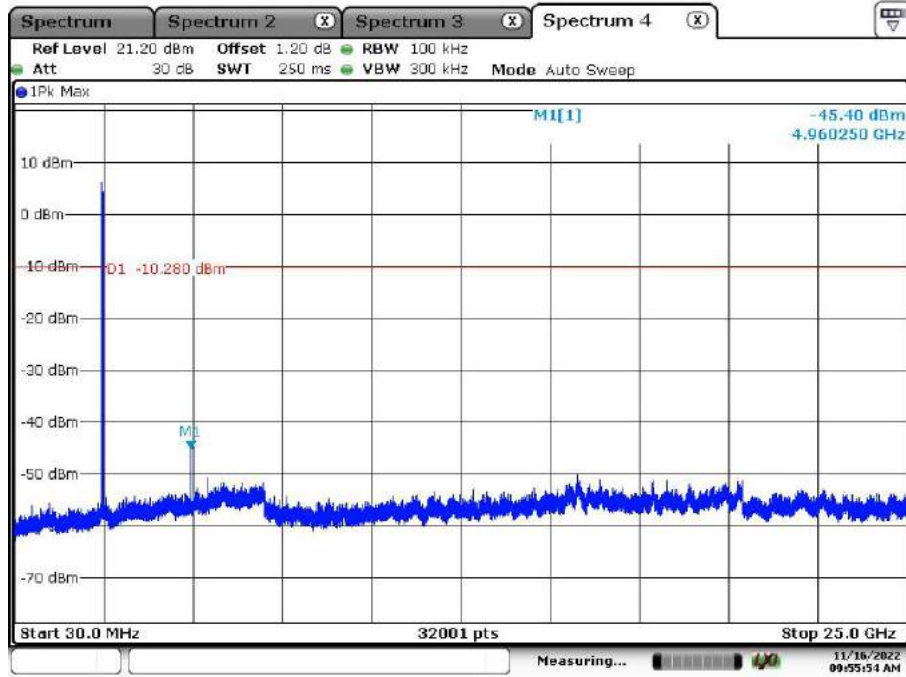


Date: 16.NOV.2022 09:52:19

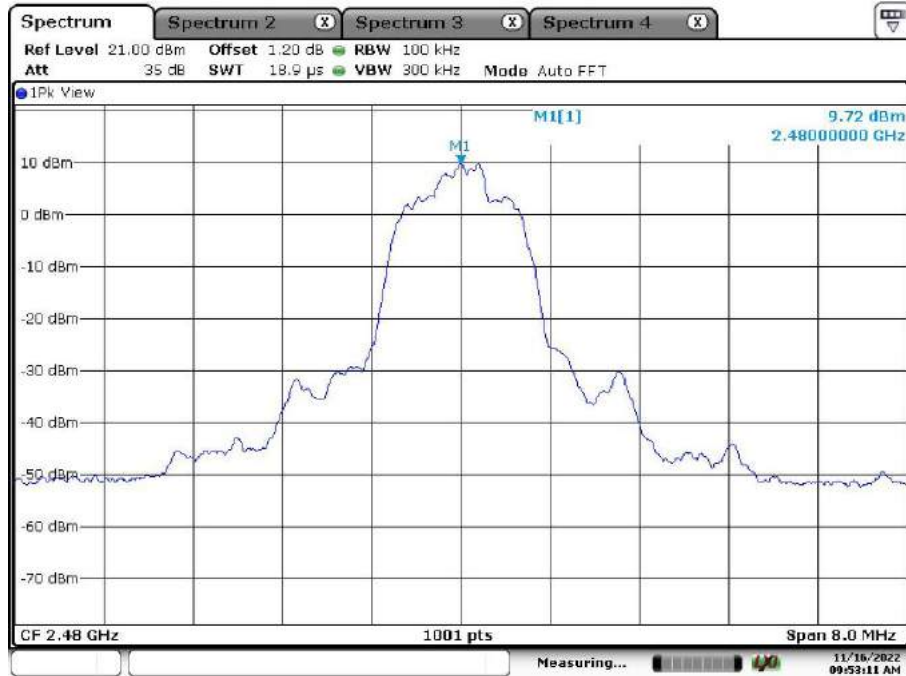


Date: 16.NOV.2022 09:51:18

High Channel

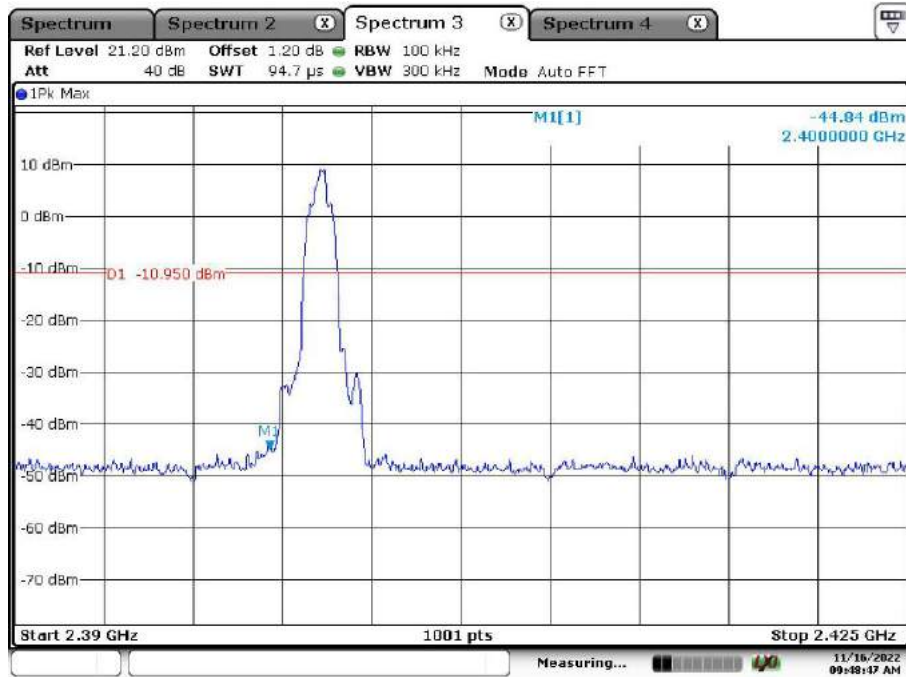


Date: 16.NOV.2022 09:53:54



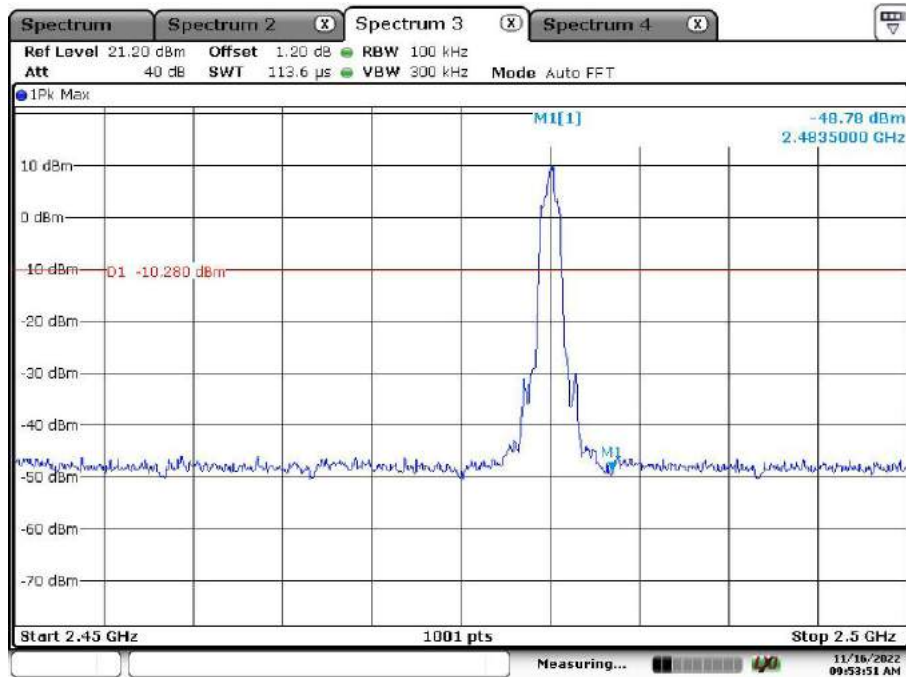
Date: 16.NOV.2022 09:53:12

Band Edge, Low Channel



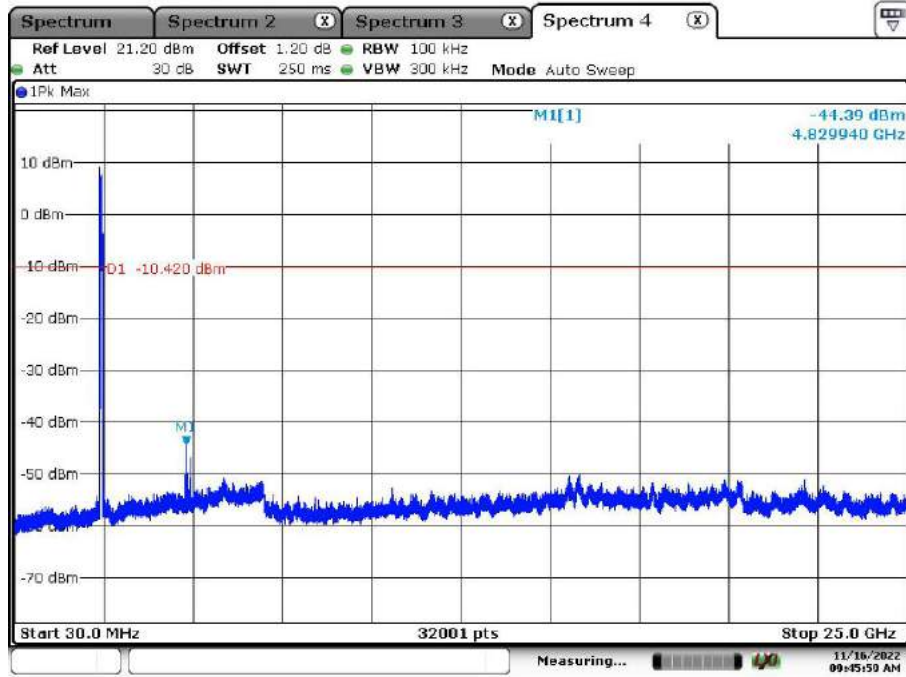
Date: 16.NOV.2022 09:48:47

Band Edge, High Channel

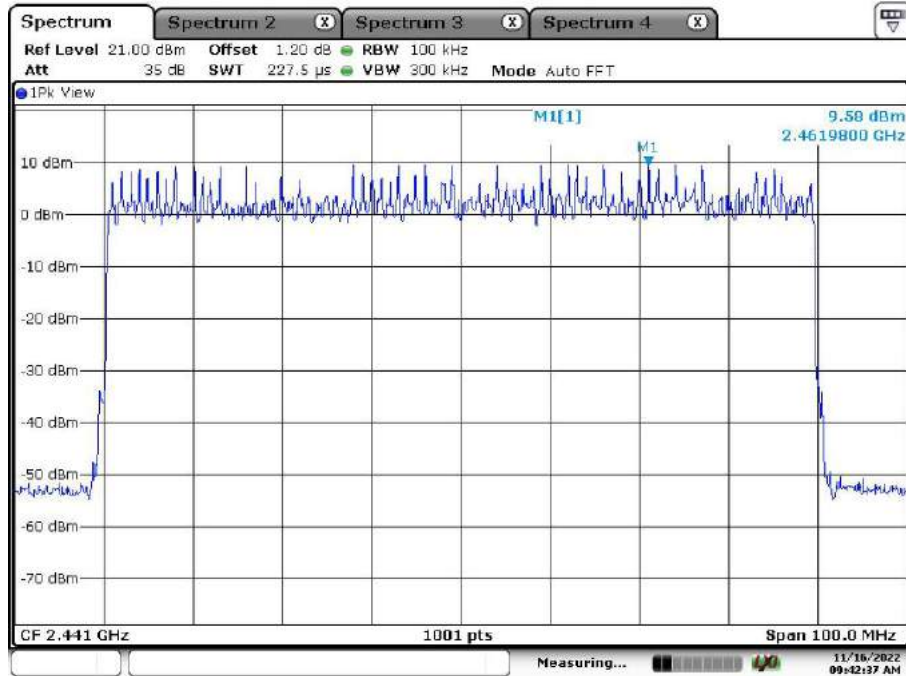


Date: 16.NOV.2022 09:53:52

Hopping Mode

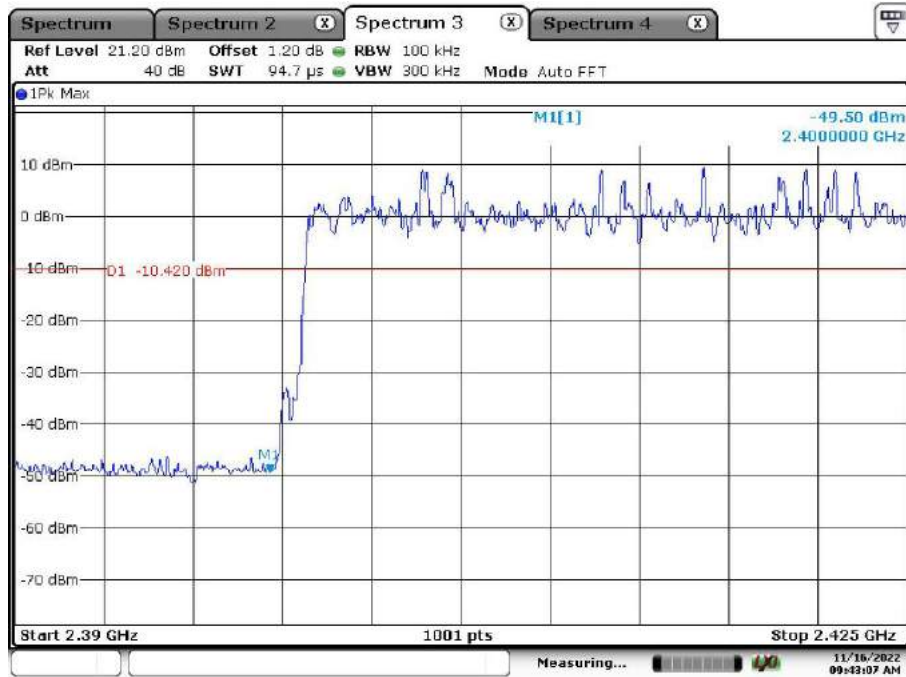


Date: 16.NOV.2022 09:46:00



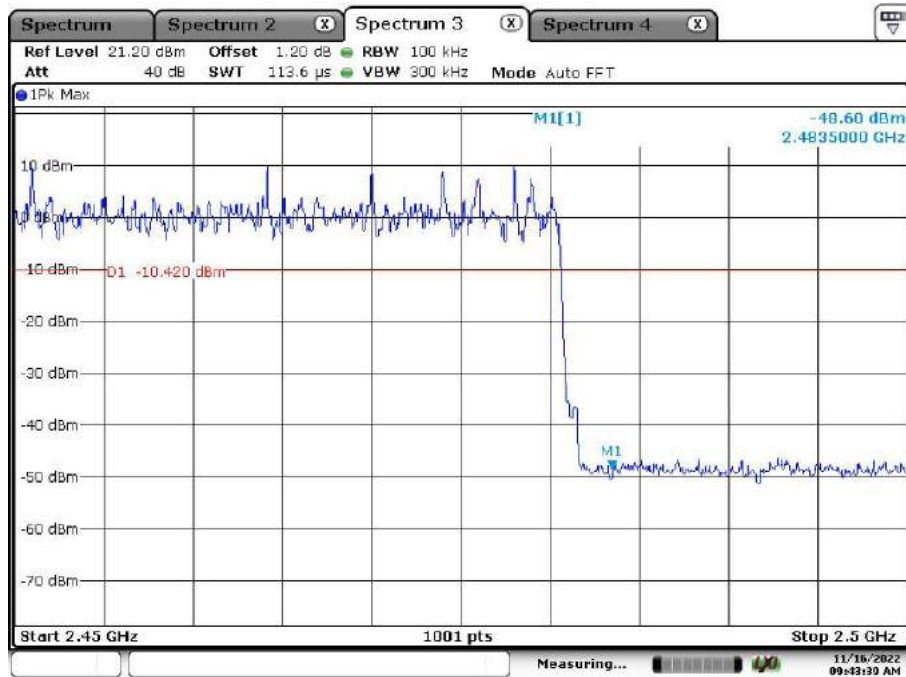
Date: 16.NOV.2022 09:42:37

Band Edge, Hopping Mode, Low Channel



Date: 16.NOV.2022 09:43:08

Band Edge, Hopping Mode, High Channel



Date: 16.NOV.2022 09:43:40

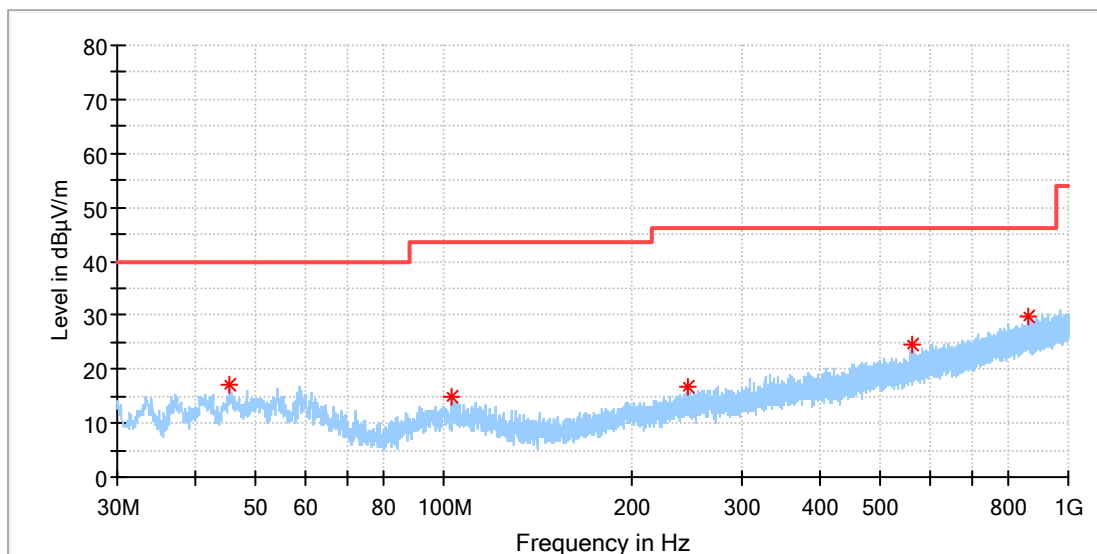
Appendix B.8: Test Results of Radiated Spurious Emissions

Note: 1. Testing was carried out within frequency range 9kHz to the tenth harmonics. The measurement results below 30MHz and 18GHz - 26.5GHz were greater than 20dB below the limit, so only the radiated spurious emissions from 30MHz to 18GHz were reported. 2. This testing was carried out on different modulations, but only the worst case (GFSK) was presented in this report.

30MHz - 1GHz

EUT Information

EUT Name:	BLUETOOTH HEADSET
Model:	TUNE BEAM
Test Mode:	BR_DH5_Mid channel
Order No/Sample No:	168397656/A003363304-001
Test Voltage:	Battery
Remark:	Temp 23 Humi:58%
Test Standard:	FCC 15.247
Tested By:	Kei Zhang
Reviewed By:	Terry Yin

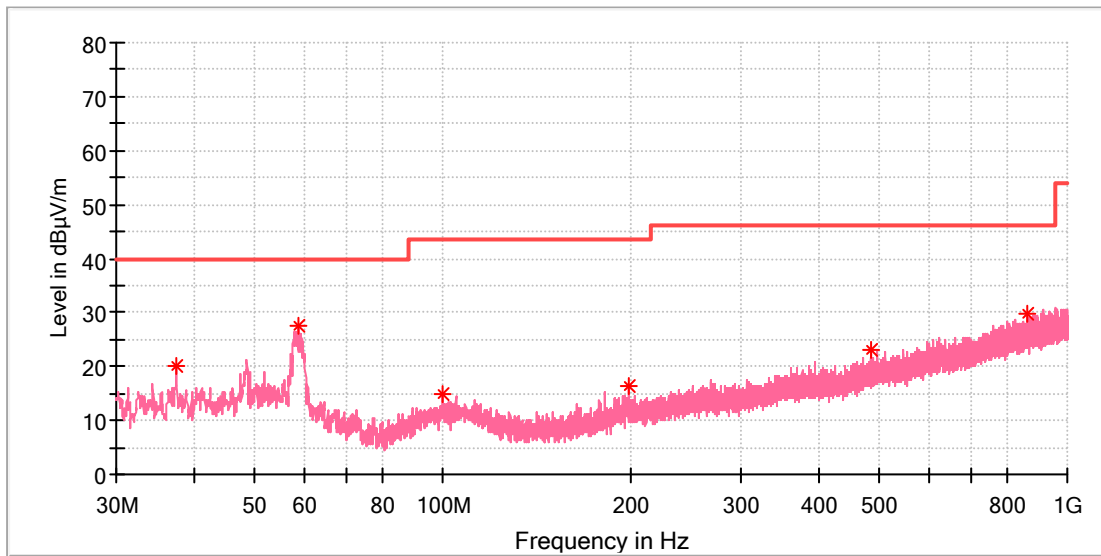


Critical Freqs

Frequency (MHz)	MaxPeak (dBµV/m)	Limit (dBµV/m)	Margin (dB)	Height (cm)	Pol	Azimuth (deg)	Corr. (dB/m)
45.374500	16.94	40.00	23.06	100.0	H	12.0	-18.8
103.283500	15.03	43.50	28.47	100.0	H	92.0	-18.8
245.097500	16.59	46.00	29.41	100.0	H	332.0	-17.6
563.645500	24.44	46.00	21.56	100.0	H	12.0	-10.7
862.017500	29.84	46.00	16.16	100.0	H	44.0	-5.3

EUT Information

EUT Name: BLUETOOTH HEADSET
 Model: TUNE BEAM
 Test Mode: BR_DH5_Mid channel
 Order No/Sample No: 168397656/A003363304-001
 Test Voltage: Battery
 Remark: Temp 23 Humi:58%
 Test Standard: FCC 15.247
 Tested By: Kei Zhang
 Reviewed By: Terry Yin



Critical Freqs

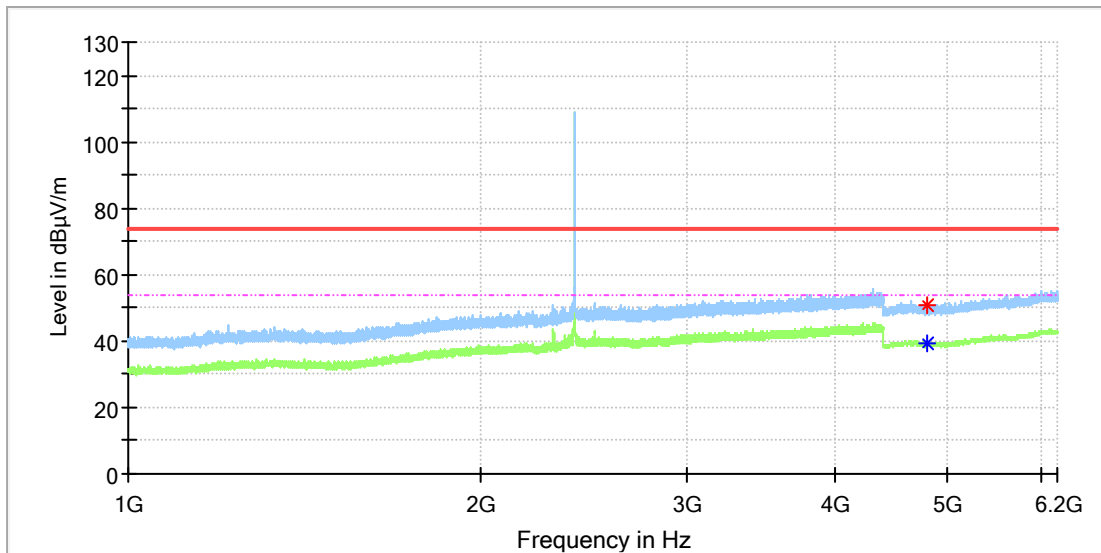
Frequency (MHz)	MaxPeak (dBµV/m)	Limit (dBµV/m)	Margin (dB)	Height (cm)	Pol	Azimuth (deg)	Corr. (dB/m)
37.517500	19.91	40.00	20.09	100.0	V	4.0	-21.0
58.712000	27.47	40.00	12.53	100.0	V	28.0	-18.8
99.743000	14.87	43.50	28.63	100.0	V	263.0	-19.0
198.149500	16.45	43.50	27.05	100.0	V	178.0	-19.0
483.378000	22.94	46.00	23.06	100.0	V	249.0	-12.1
865.800500	29.65	46.00	16.35	100.0	V	223.0	-5.3

1GHz - 18GHz

Note: The highest waveform in the figure is Bluetooth Fundamental.

EUT Information

EUT Name:	BLUETOOTH HEADSET
Model:	TUNE BEAM
Test Mode:	BR_DH5_Low channel
Order No/Sample No:	168397656/A003363304-001
Test Voltage:	Battery
Remark:	Temp 23 Humi:58%
Test Standard:	FCC 15.247
Tested By:	Kei Zhang
Reviewed By:	Terry Yin

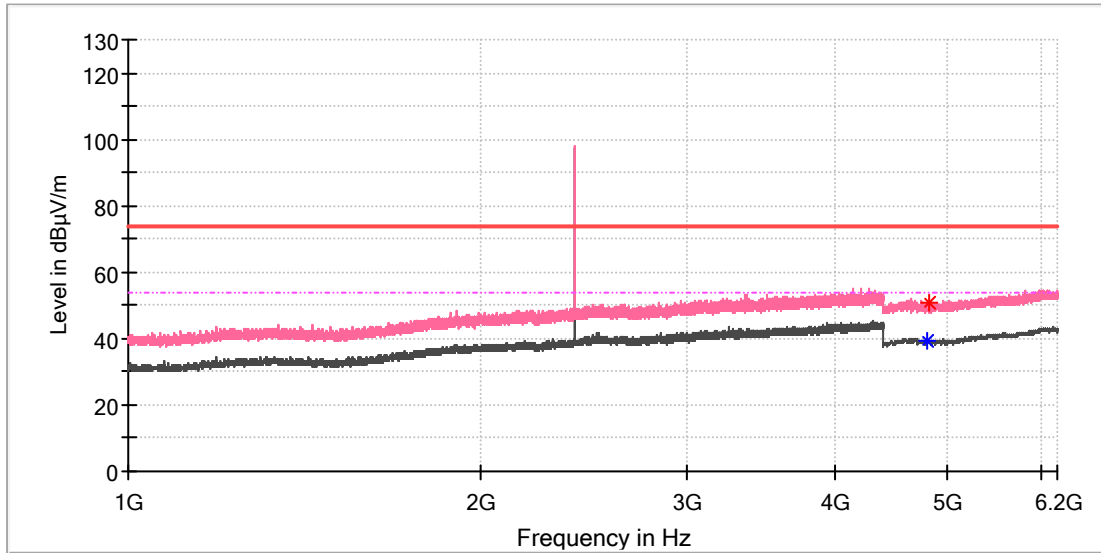


Critical Freqs

Frequency (MHz)	MaxPeak (dBµV/m)	Average (dBµV/m)	Limit (dBµV/m)	Margin (dB)	Height (cm)	Pol	Azimuth (deg)	Corr. (dB/m)
4806.000000	---	39.50	54.00	14.50	100.0	H	183.0	11.8
4808.500000	50.65	---	74.00	23.35	100.0	H	341.0	11.8

EUT Information

EUT Name: BLUETOOTH HEADSET
 Model: TUNE BEAM
 Test Mode: BR_DH5_Low channel
 Order No/Sample No: 168397656/A003363304-001
 Test Voltage: Battery
 Remark: Temp 23 Humi:58%
 Test Standard: FCC 15.247
 Tested By: Kei Zhang
 Reviewed By: Terry Yin

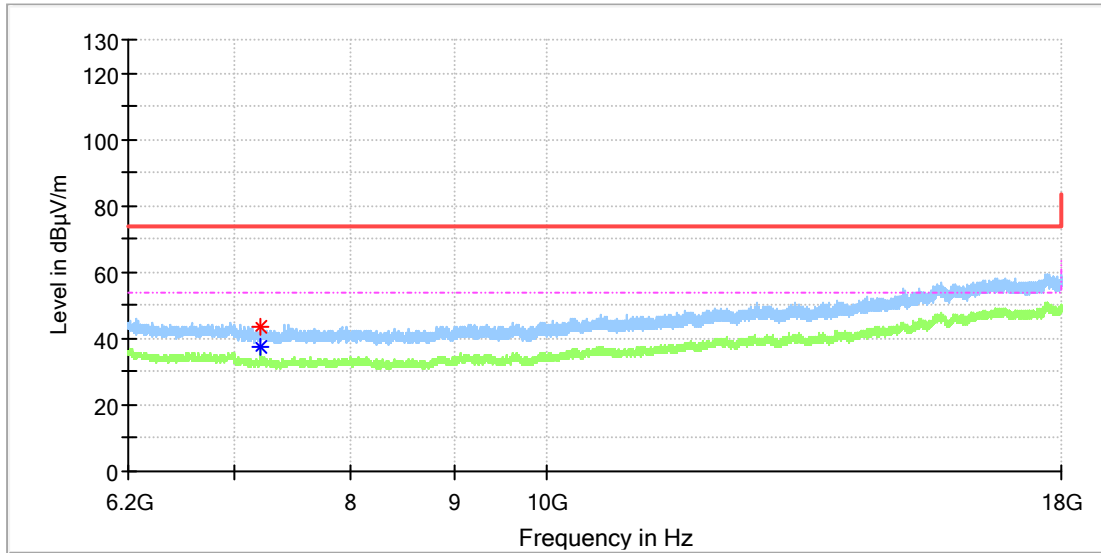


Critical Freqs

Frequency (MHz)	MaxPeak (dBµV/m)	Average (dBµV/m)	Limit (dBµV/m)	Margin (dB)	Height (cm)	Pol	Azimuth (deg)	Corr. (dB/m)
4800.500000	---	39.52	54.00	14.49	100.0	V	122.0	11.8
4813.500000	50.89	---	74.00	23.11	100.0	V	0.0	11.8

EUT Information

EUT Name:	BLUETOOTH HEADSET
Model:	TUNE BEAM
Test Mode:	BR_DH5_Low channel
Order No/Sample No:	168397656/A003363304-001
Test Voltage:	Battery
Remark:	Temp 23 Humi:58%
Test Standard:	FCC 15.247
Tested By:	Kei Zhang
Reviewed By:	Terry Yin

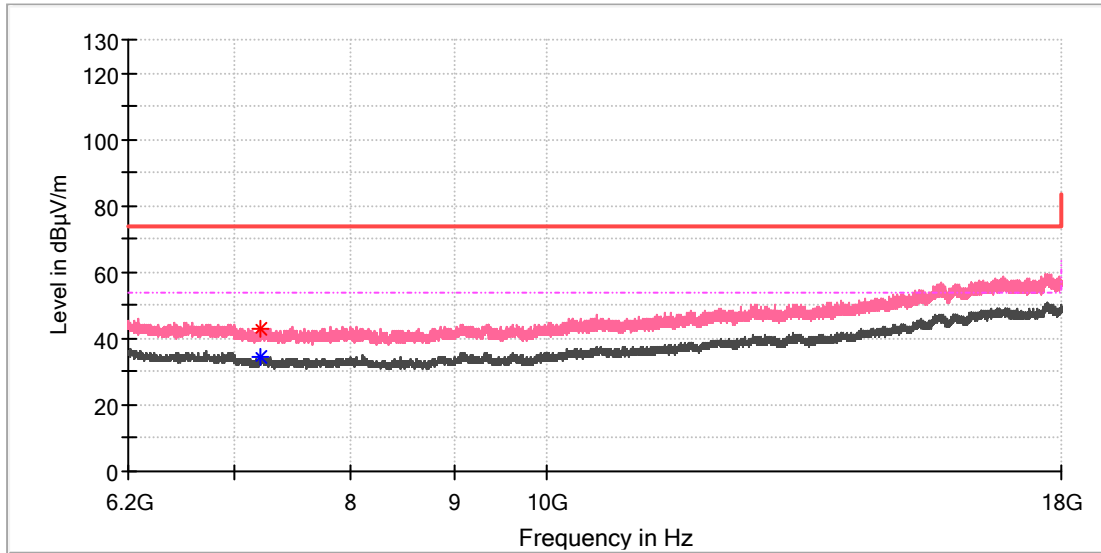


Critical Freqs

Frequency (MHz)	MaxPeak (dBµV/m)	Average (dBµV/m)	Limit (dBµV/m)	Margin (dB)	Height (cm)	Pol	Azimuth (deg)	Corr. (dB/m)
7205.950000	---	37.57	54.00	16.43	100.0	H	313.0	8.8
7206.441667	43.79	---	74.00	30.21	100.0	H	313.0	8.8

EUT Information

EUT Name:	BLUETOOTH HEADSET
Model:	TUNE BEAM
Test Mode:	BR_DH5_Low channel
Order No/Sample No:	168397656/A003363304-001
Test Voltage:	Battery
Remark:	Temp 23 Humi:58%
Test Standard:	FCC 15.247
Tested By:	Kei Zhang
Reviewed By:	Terry Yin

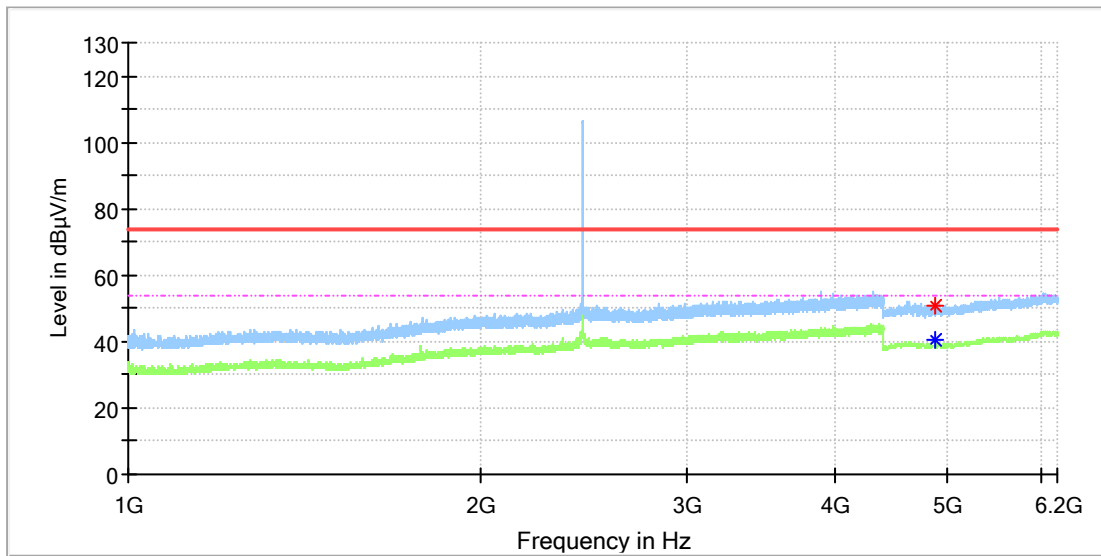


Critical Freqs

Frequency (MHz)	MaxPeak (dBµV/m)	Average (dBµV/m)	Limit (dBµV/m)	Margin (dB)	Height (cm)	Pol	Azimuth (deg)	Corr. (dB/m)
7205.458333	---	34.38	54.00	19.62	100.0	V	0.0	8.8
7211.358333	43.08	---	74.00	30.92	100.0	V	89.0	8.7

EUT Information

EUT Name:	BLUETOOTH HEADSET
Model:	TUNE BEAM
Test Mode:	BR_DH5_Mid channel
Order No/Sample No:	168397656/A003363304-001
Test Voltage:	Battery
Remark:	Temp 23 Humi:58%
Test Standard:	FCC 15.247
Tested By:	Kei Zhang
Reviewed By:	Terry Yin

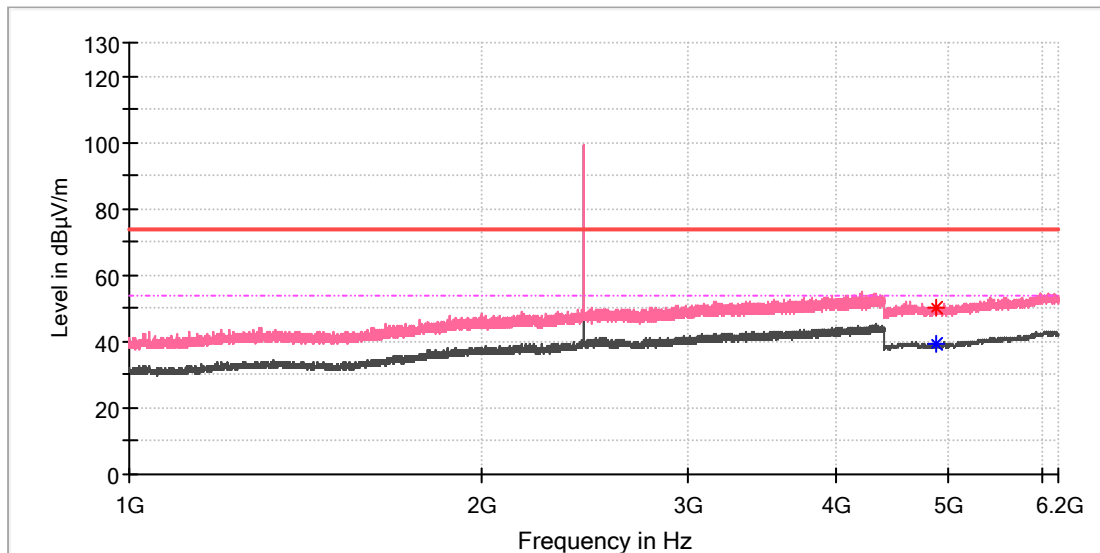


Critical Freqs

Frequency (MHz)	MaxPeak (dBµV/m)	Average (dBµV/m)	Limit (dBµV/m)	Margin (dB)	Height (cm)	Pol	Azimuth (deg)	Corr. (dB/m)
4882.000000	---	40.53	54.00	13.47	100.0	H	91.0	11.8
4883.000000	50.76	---	74.00	23.24	100.0	H	99.0	11.8

EUT Information

EUT Name: BLUETOOTH HEADSET
 Model: TUNE BEAM
 Test Mode: BR_DH5_Mid channel
 Order No/Sample No: 168397656/A003363304-001
 Test Voltage: Battery
 Remark: Temp 23 Humi:58%
 Test Standard: FCC 15.247
 Tested By: Kei Zhang
 Reviewed By: Terry Yin

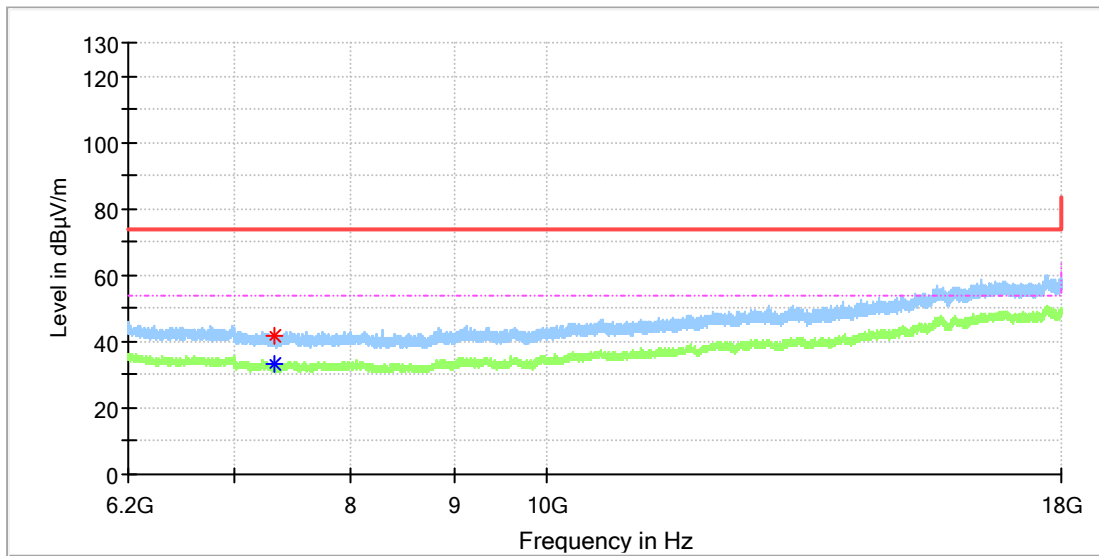


Critical Freqs

Frequency (MHz)	MaxPeak (dBµV/m)	Average (dBµV/m)	Limit (dBµV/m)	Margin (dB)	Height (cm)	Pol	Azimuth (deg)	Corr. (dB/m)
4870.500000	---	39.18	54.00	14.82	100.0	V	134.0	11.8
4884.500000	50.17	---	74.00	23.83	100.0	V	106.0	11.8

EUT Information

EUT Name:	BLUETOOTH HEADSET
Model:	TUNE BEAM
Test Mode:	BR_DH5_Mid channel
Order No/Sample No:	168397656/A003363304-001
Test Voltage:	Battery
Remark:	Temp 23 Humi:58%
Test Standard:	FCC 15.247
Tested By:	Kei Zhang
Reviewed By:	Terry Yin

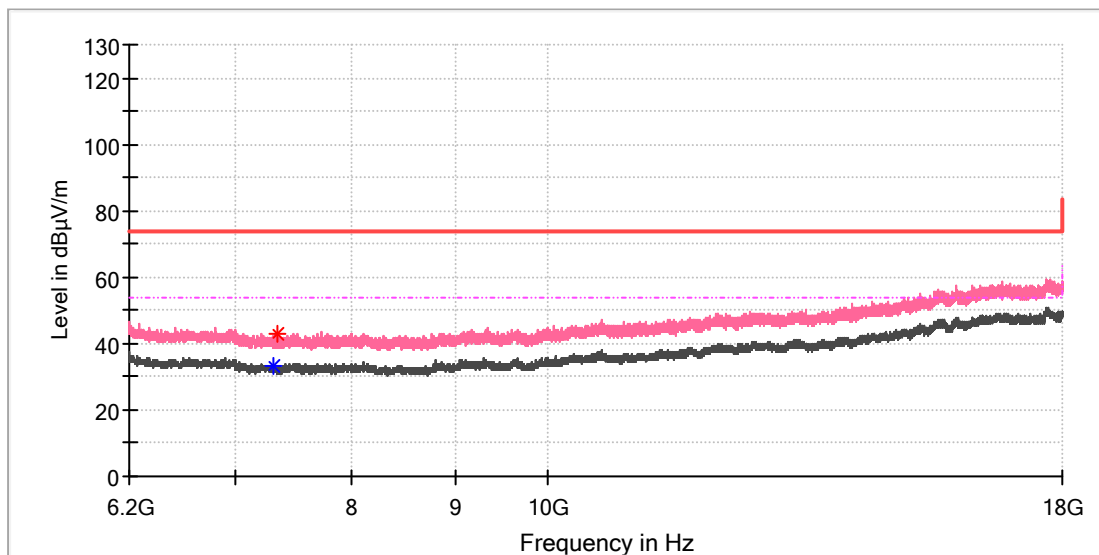


Critical Freqs

Frequency (MHz)	MaxPeak (dBµV/m)	Average (dBµV/m)	Limit (dBµV/m)	Margin (dB)	Height (cm)	Pol	Azimuth (deg)	Corr. (dB/m)
7322.475000	---	33.07	54.00	20.93	100.0	H	133.0	8.2
7332.800000	41.65	---	74.00	32.35	100.0	H	158.0	8.1

EUT Information

EUT Name: BLUETOOTH HEADSET
 Model: TUNE BEAM
 Test Mode: BR_DH5_Mid channel
 Order No/Sample No: 168397656/A003363304-001
 Test Voltage: Battery
 Remark: Temp 23 Humi:58%
 Test Standard: FCC 15.247
 Tested By: Kei Zhang
 Reviewed By: Terry Yin

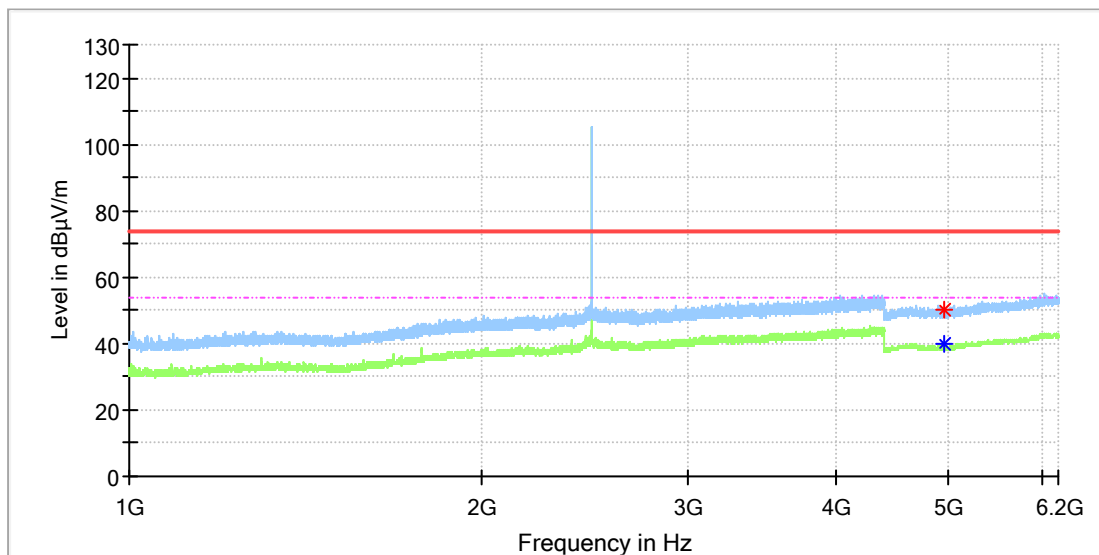


Critical Freqs

Frequency (MHz)	MaxPeak (dBµV/m)	Average (dBµV/m)	Limit (dBµV/m)	Margin (dB)	Height (cm)	Pol	Azimuth (deg)	Corr. (dB/m)
7310.675000	---	33.21	54.00	20.79	100.0	V	151.0	8.2
7341.650000	43.08	---	74.00	30.92	100.0	V	21.0	8.1

EUT Information

EUT Name:	BLUETOOTH HEADSET
Model:	TUNE BEAM
Test Mode:	BR_DH5_High channel
Order No/Sample No:	168397656/A003363304-001
Test Voltage:	Battery
Remark:	Temp 23 Humi:58%
Test Standard:	FCC 15.247
Tested By:	Kei Zhang
Reviewed By:	Terry Yin

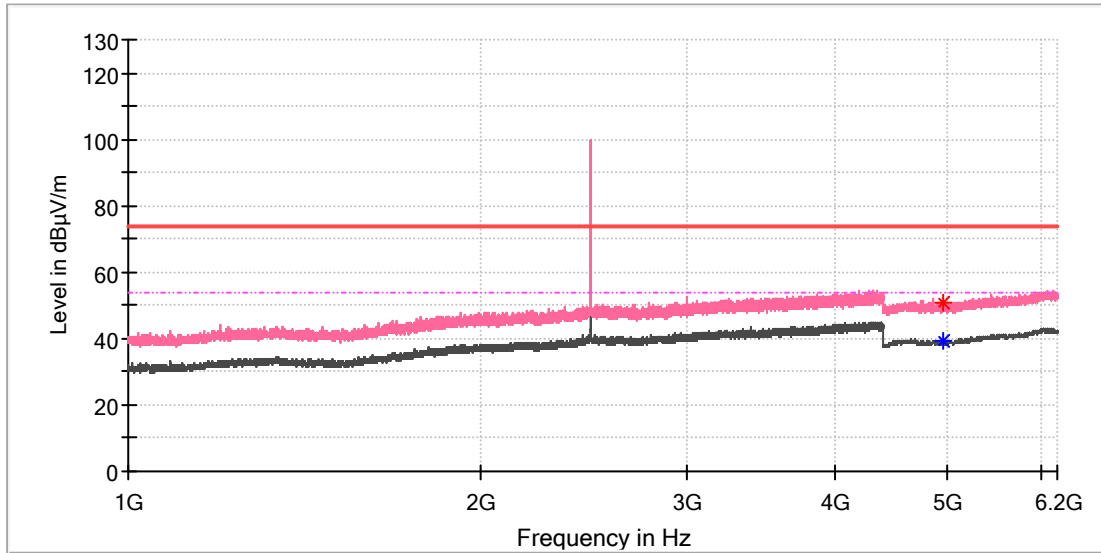


Critical Freqs

Frequency (MHz)	MaxPeak (dBµV/m)	Average (dBµV/m)	Limit (dBµV/m)	Margin (dB)	Height (cm)	Pol	Azimuth (deg)	Corr. (dB/m)
4953.500000	50.35	---	74.00	23.65	100.0	H	259.0	11.8
4960.000000	---	39.77	54.00	14.23	100.0	H	221.0	11.8

EUT Information

EUT Name: BLUETOOTH HEADSET
 Model: TUNE BEAM
 Test Mode: BR_DH5_High channel
 Order No/Sample No: 168397656/A003363304-001
 Test Voltage: Battery
 Remark: Temp 23 Humi:58%
 Test Standard: FCC 15.247
 Tested By: Kei Zhang
 Reviewed By: Terry Yin

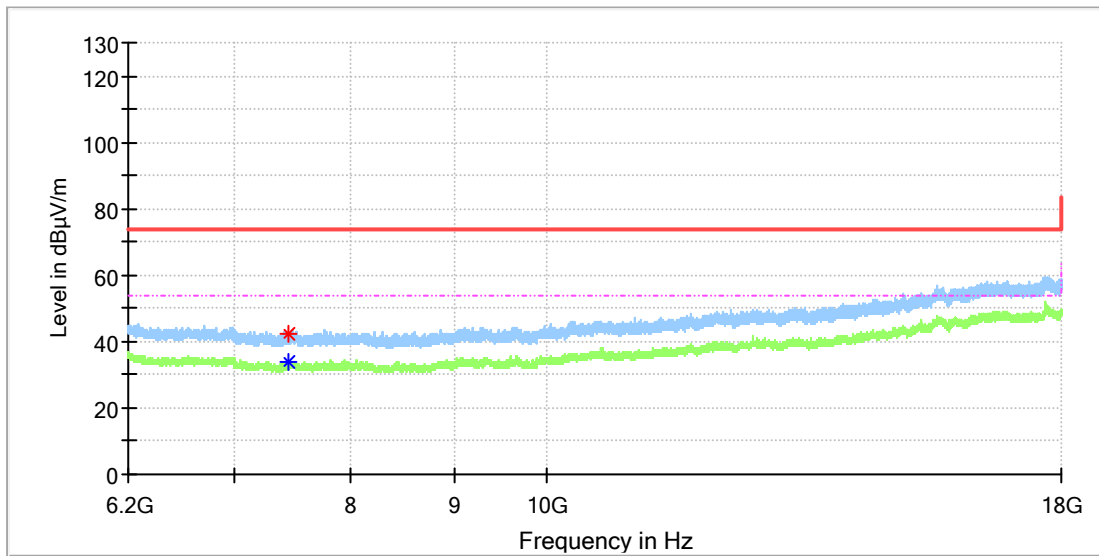


Critical Freqs

Frequency (MHz)	MaxPeak (dBµV/m)	Average (dBµV/m)	Limit (dBµV/m)	Margin (dB)	Height (cm)	Pol	Azimuth (deg)	Corr. (dB/m)
4955.500000	50.69	---	74.00	23.31	100.0	V	70.0	11.8
4959.500000	---	39.34	54.00	14.66	100.0	V	119.0	11.8

EUT Information

EUT Name: BLUETOOTH HEADSET
 Model: TUNE BEAM
 Test Mode: BR_DH5_High channel
 Order No/Sample No: 168397656/A003363304-001
 Test Voltage: Battery
 Remark: Temp 23 Humi:58%
 Test Standard: FCC 15.247
 Tested By: Kei Zhang
 Reviewed By: Terry Yin

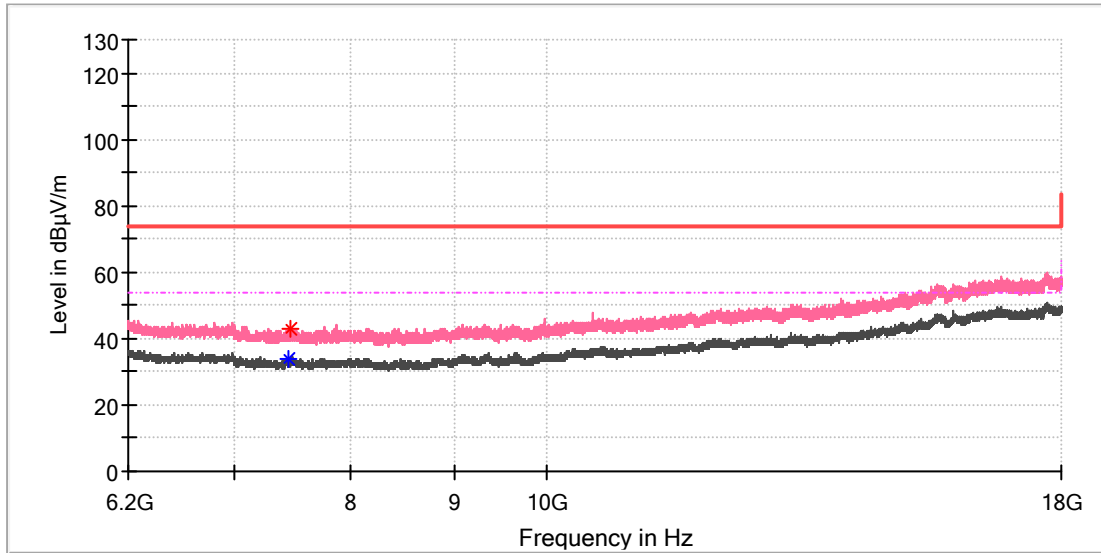


Critical Freqs

Frequency (MHz)	MaxPeak (dBµV/m)	Average (dBµV/m)	Limit (dBµV/m)	Margin (dB)	Height (cm)	Pol	Azimuth (deg)	Corr. (dB/m)
7437.033333	---	33.82	54.00	20.18	100.0	H	195.0	8.4
7443.425000	42.53	---	74.00	31.47	100.0	H	257.0	8.5

EUT Information

EUT Name:	BLUETOOTH HEADSET
Model:	TUNE BEAM
Test Mode:	BR_DH5_High channel
Order No/Sample No:	168397656/A003363304-001
Test Voltage:	Battery
Remark:	Temp 23 Humi:58%
Test Standard:	FCC 15.247
Tested By:	Kei Zhang
Reviewed By:	Terry Yin



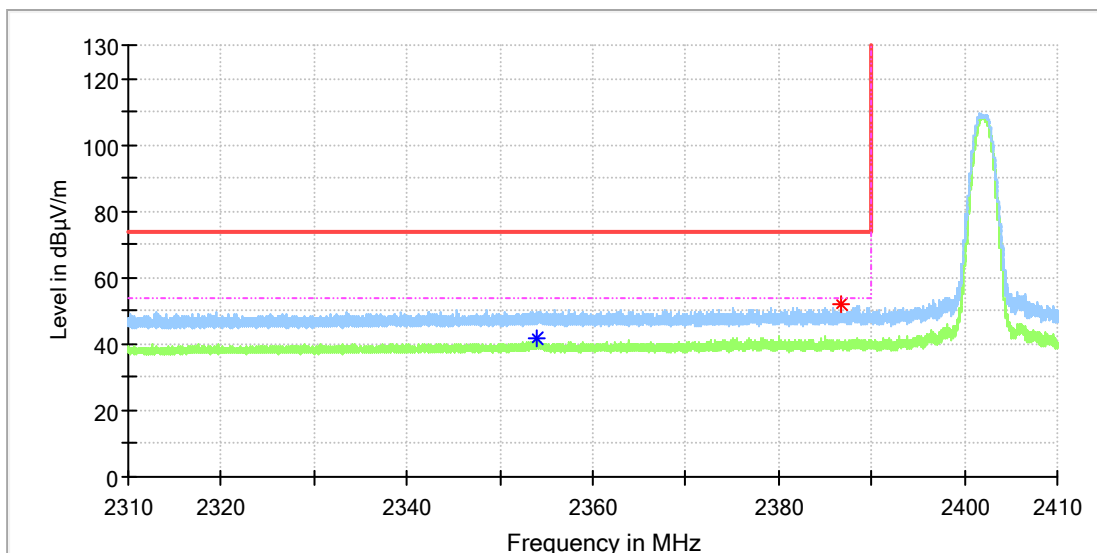
Critical Freqs

Frequency (MHz)	MaxPeak (dBµV/m)	Average (dBµV/m)	Limit (dBµV/m)	Margin (dB)	Height (cm)	Pol	Azimuth (deg)	Corr. (dB/m)
7444.408333	---	33.77	54.00	20.23	100.0	V	15.0	8.5
7463.091667	42.84	---	74.00	31.16	100.0	V	27.0	8.6

Appendix B.9: Test Results of Radiated Emissions in Restricted Bands

EUT Information

EUT Name:	BLUETOOTH HEADSET
Model:	TUNE BEAM
Test Mode:	BR_DH5_Low channel
Order No/Sample No:	168397656/A003363304-001
Test Voltage:	Battery
Remark:	Temp 23 Humi:58%
Test Standard:	FCC 15.247
Tested By:	Kei Zhang
Reviewed By:	Terry Yin

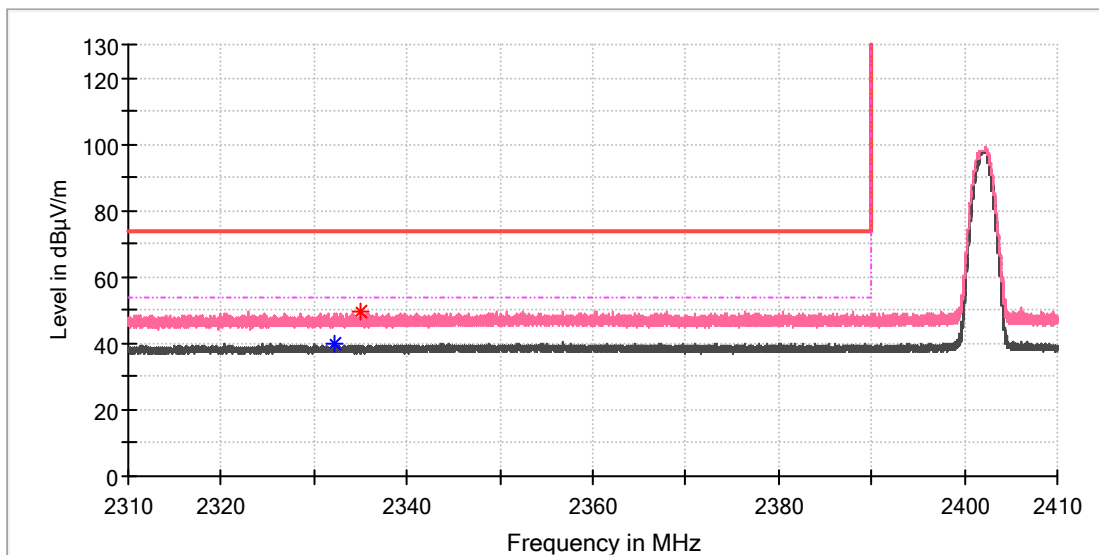


Critical Freqs

Frequency (MHz)	MaxPeak (dBµV/m)	Average (dBµV/m)	Limit (dBµV/m)	Margin (dB)	Height (cm)	Pol	Azimuth (deg)	Corr. (dB/m)
2353.915000	---	41.50	54.00	12.50	100.0	H	30.0	6.9
2386.800000	51.98	---	74.00	22.02	100.0	H	285.0	7.0

EUT Information

EUT Name:	BLUETOOTH HEADSET
Model:	TUNE BEAM
Test Mode:	BR_DH5_Low channel
Order No/Sample No:	168397656/A003363304-001
Test Voltage:	Battery
Remark:	Temp 23 Humi:58%
Test Standard:	FCC 15.247
Tested By:	Kei Zhang
Reviewed By:	Terry Yin

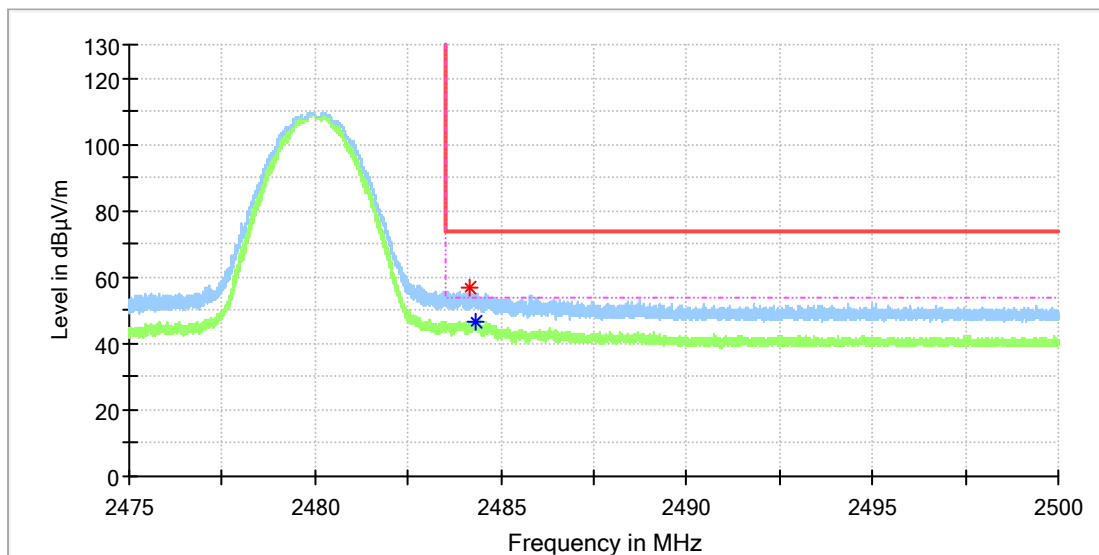


Critical Freqs

Frequency (MHz)	MaxPeak (dBµV/m)	Average (dBµV/m)	Limit (dBµV/m)	Margin (dB)	Height (cm)	Pol	Azimuth (deg)	Corr. (dB/m)
2332.100000	---	39.94	54.00	14.06	100.0	V	358.0	6.7
2335.015000	49.33	---	74.00	24.67	100.0	V	342.0	6.8

EUT Information

EUT Name:	BLUETOOTH HEADSET
Model:	TUNE BEAM
Test Mode:	BR_DH5_High channel
Order No/Sample No:	168397656/A003363304-001
Test Voltage:	Battery
Remark:	Temp 23 Humi:58%
Test Standard:	FCC 15.247
Tested By:	Kei Zhang
Reviewed By:	Terry Yin

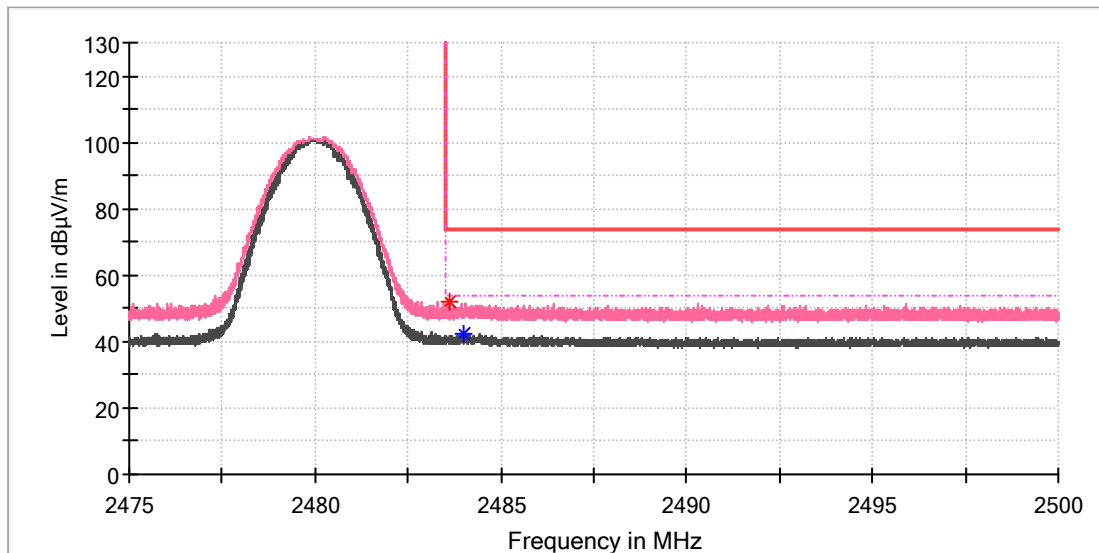


Critical Freqs

Frequency (MHz)	MaxPeak (dBµV/m)	Average (dBµV/m)	Limit (dBµV/m)	Margin (dB)	Height (cm)	Pol	Azimuth (deg)	Corr. (dB/m)
2484.170000	57.00	---	74.00	17.00	100.0	H	0.0	7.4
2484.311250	---	46.75	54.00	7.25	100.0	H	179.0	7.4

EUT Information

EUT Name:	BLUETOOTH HEADSET
Model:	TUNE BEAM
Test Mode:	BR_DH5_High channel
Order No/Sample No:	168397656/A003363304-001
Test Voltage:	Battery
Remark:	Temp 23 Humi:58%
Test Standard:	FCC 15.247
Tested By:	Kei Zhang
Reviewed By:	Terry Yin



Critical Freqs

Frequency (MHz)	MaxPeak (dBµV/m)	Average (dBµV/m)	Limit (dBµV/m)	Margin (dB)	Height (cm)	Pol	Azimuth (deg)	Corr. (dB/m)
2483.641250	51.93	---	74.00	22.07	100.0	V	200.0	7.4
2484.002500	---	42.15	54.00	11.85	100.0	V	188.0	7.4

Appendix C: Test Results of Right earbud

APPENDIX C: TEST RESULTS OF RIGHT EARBUD	1
APPENDIX C.1: TEST RESULTS OF 99% BANDWIDTH	2
<i>BR mode (GFSK)</i>	2
<i>EDR mode (8DPSK)</i>	5
APPENDIX C.2: TEST RESULTS OF 20dB BANDWIDTH	8
<i>BR mode (GFSK)</i>	8
<i>EDR mode (8DPSK)</i>	11
APPENDIX C.3: TEST RESULTS OF FREQUENCY STABILITY	14
APPENDIX C.4: TEST RESULTS OF CARRIER FREQUENCY SEPARATION	16
<i>BR mode (GFSK)</i>	16
<i>EDR mode (8DPSK)</i>	19
APPENDIX C.5: TEST RESULTS OF NUMBER OF HOPPING FREQUENCY	22
<i>BR mode (GFSK)</i>	22
<i>EDR mode (8DPSK)</i>	23
APPENDIX C.6: TEST RESULTS OF TIME OF OCCUPANCY	24
<i>BR mode (GFSK)</i>	24
<i>EDR mode (8DPSK)</i>	27
APPENDIX C.7: TEST RESULTS OF CONDUCTED SPURIOUS EMISSIONS MEASURED IN 100 KHz BANDWIDTH	30
<i>BR mode (GFSK)</i>	30
Low Channel	30
Middle Channel	31
High Channel	32
Band Edge, Low Channel	33
Band Edge, High Channel	33
Hopping Mode.....	34
Band Edge, Hopping Mode, Low Channel	35
Band Edge, Hopping Mode, High Channle	35
<i>EDR mode (8DPSK)</i>	36
Low Channel	36
Middle Channel	37
High Channel	38
Band Edge, Low Channel	39
Band Edge, High Channel	39
Hopping Mode.....	40
Band Edge, Hopping Mode, Low Channel	41
Band Edge, Hopping Mode, High Channle	41
APPENDIX C.8: TEST RESULTS OF RADIATED SPURIOUS EMISSIONS	42
30MHz - 1GHz	42
1GHz - 18GHz	44
APPENDIX C.9: TEST RESULTS OF RADIATED EMISSIONS IN RESTRICTED BANDS	56

Appendix C.1: Test Results of 99% Bandwidth

BR mode (GFSK)

Occupied Channel Bandwidth 99% (2402 MHz; 10.000 dBm; 1 MHz; Test Mode)

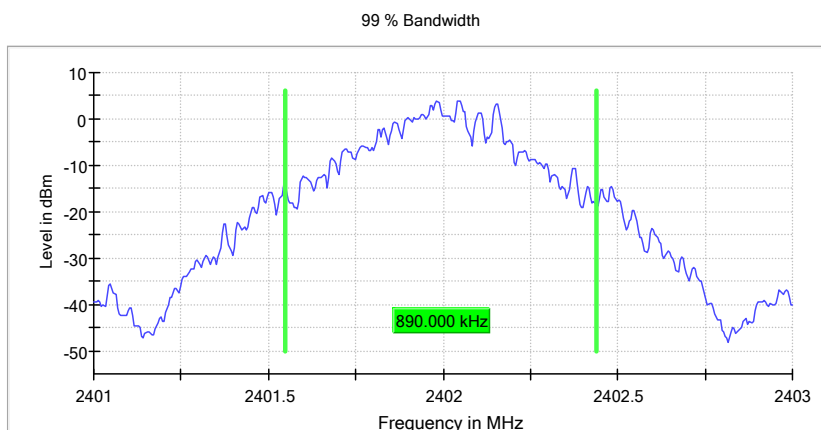
Test according to FCC title 47 part 15 §15.247(a), KDB 558074 D01 DTS Meas Guidance v04 and ANSI C63.10-2013

99 % Bandwidth

DUT Frequency (MHz)	Bandwidth (MHz)	Limit Min (MHz)	Limit Max (MHz)	Band Edge Left (MHz)	Band Edge Right (MHz)
2402.000000	0.890000	---	---	2401.547500	2402.437500

(continuation of the "99 % Bandwidth" table from column 6 ...)

DUT Frequency (MHz)	Result
2402.000000	PASS



Measurement

Setting	Instrument Value	Target Value
Start Frequency	2.40100 GHz	2.40100 GHz
Stop Frequency	2.40300 GHz	2.40300 GHz
Span	2.000 MHz	2.000 MHz
RBW	10.000 kHz	>= 10.000 kHz
VBW	30.000 kHz	>= 30.000 kHz
SweepPoints	400	~ 400
Sweeptime	189.648 µs	AUTO
Reference Level	10.000 dBm	10.000 dBm
Attenuation	30.000 dB	AUTO
Detector	MaxPeak	MaxPeak
SweepCount	500	500
Filter	3 dB	3 dB
Trace Mode	Max Hold	Max Hold
SweepType	FFT	AUTO
Preamp	off	off
Stablemode	Trace	Trace
Stablevalue	0.30 dB	0.30 dB
Run	5 / max. 150	max. 150
Stable	3 / 3	3
Max Stable Difference	0.15 dB	0.30 dB

Occupied Channel Bandwidth 99% (2441 MHz; 10.000 dBm; 1 MHz; Test Mode)

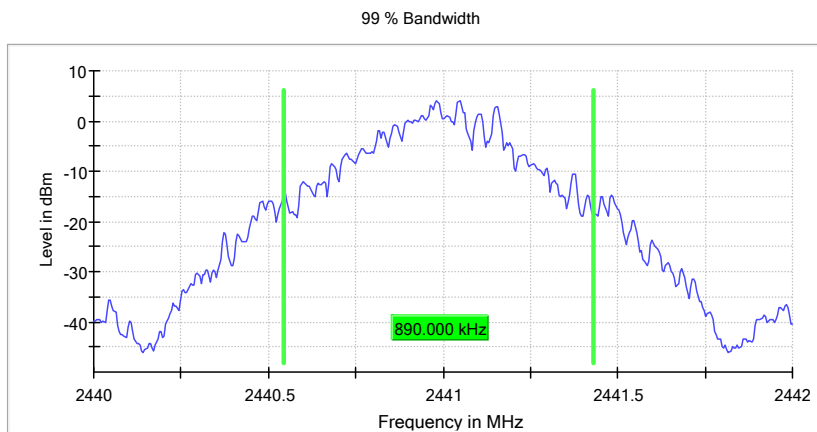
Test according to FCC title 47 part 15 §15.247(a), KDB 558074 D01 DTS Meas Guidance v04 and ANSI C63.10-2013

99 % Bandwidth

DUT Frequency (MHz)	Bandwidth (MHz)	Limit Min (MHz)	Limit Max (MHz)	Band Edge Left (MHz)	Band Edge Right (MHz)
2441.000000	0.890000	---	---	2440.542500	2441.432500

(continuation of the "99 % Bandwidth" table from column 6 ...)

DUT Frequency (MHz)	Result
2441.000000	PASS



Measurement

Setting	Instrument Value	Target Value
Start Frequency	2.44000 GHz	2.44000 GHz
Stop Frequency	2.44200 GHz	2.44200 GHz
Span	2.000 MHz	2.000 MHz
RBW	10.000 kHz	>= 10.000 kHz
VBW	30.000 kHz	>= 30.000 kHz
SweepPoints	400	~ 400
SweepTime	189.648 µs	AUTO
Reference Level	10.000 dBm	10.000 dBm
Attenuation	30.000 dB	AUTO
Detector	MaxPeak	MaxPeak
SweepCount	500	500
Filter	3 dB	3 dB
Trace Mode	Max Hold	Max Hold
SweepType	FFT	AUTO
Preamp	off	off
Stablemode	Trace	Trace
Stablevalue	0.30 dB	0.30 dB
Run	5 / max. 150	max. 150
Stable	3 / 3	3
Max Stable Difference	0.20 dB	0.30 dB

Occupied Channel Bandwidth 99% (2480 MHz; 10.000 dBm; 1 MHz; Test Mode)

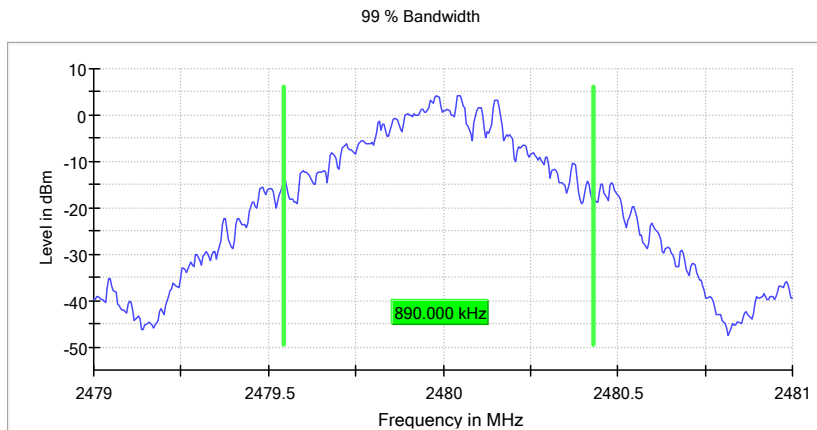
Test according to FCC title 47 part 15 §15.247(a), KDB 558074 D01 DTS Meas Guidance v04 and ANSI C63.10-2013

99 % Bandwidth

DUT Frequency (MHz)	Bandwidth (MHz)	Limit Min (MHz)	Limit Max (MHz)	Band Edge Left (MHz)	Band Edge Right (MHz)
2480.000000	0.890000	---	---	2479.542500	2480.432500

(continuation of the "99 % Bandwidth" table from column 6 ...)

DUT Frequency (MHz)	Result
2480.000000	PASS



Measurement

Setting	Instrument Value	Target Value
Start Frequency	2.47900 GHz	2.47900 GHz
Stop Frequency	2.48100 GHz	2.48100 GHz
Span	2.000 MHz	2.000 MHz
RBW	10.000 kHz	>= 10.000 kHz
VBW	30.000 kHz	>= 30.000 kHz
SweepPoints	400	~ 400
SweepTime	189.648 µs	AUTO
Reference Level	10.000 dBm	10.000 dBm
Attenuation	30.000 dB	AUTO
Detector	MaxPeak	MaxPeak
SweepCount	500	500
Filter	3 dB	3 dB
Trace Mode	Max Hold	Max Hold
SweepType	FFT	AUTO
Preamp	off	off
Stablemode	Trace	Trace
Stablevalue	0.30 dB	0.30 dB
Run	10 / max. 150	max. 150
Stable	3 / 3	3
Max Stable Difference	0.12 dB	0.30 dB

EDR mode (8DPSK)

Occupied Channel Bandwidth 99% (2402 MHz; 10.000 dBm; 1 MHz; Test Mode)

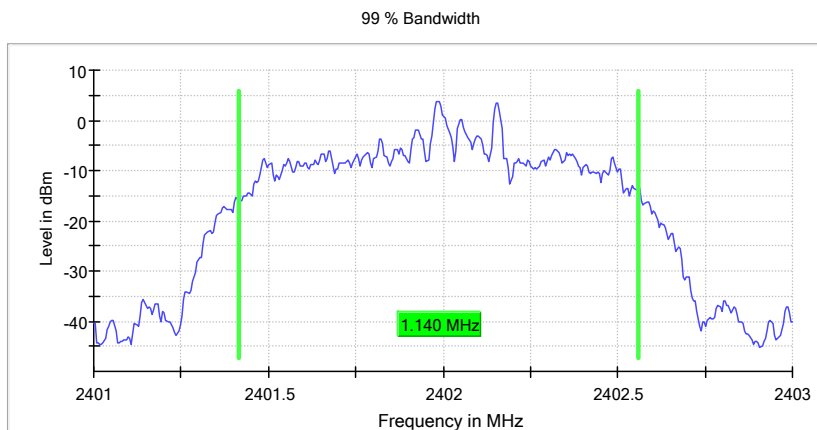
Test according to FCC title 47 part 15 §15.247(a), KDB 558074 D01 DTS Meas Guidance v04 and ANSI C63.10-2013

99 % Bandwidth

DUT Frequency (MHz)	Bandwidth (MHz)	Limit Min (MHz)	Limit Max (MHz)	Band Edge Left (MHz)	Band Edge Right (MHz)
2402.000000	1.140000	---	---	2401.417500	2402.557500

(continuation of the "99 % Bandwidth" table from column 6 ...)

DUT Frequency (MHz)	Result
2402.000000	PASS



Measurement

Setting	Instrument Value	Target Value
Start Frequency	2.40100 GHz	2.40100 GHz
Stop Frequency	2.40300 GHz	2.40300 GHz
Span	2.000 MHz	2.000 MHz
RBW	10.000 kHz	>= 10.000 kHz
VBW	30.000 kHz	>= 30.000 kHz
SweepPoints	400	~ 400
Sweptime	189.648 µs	AUTO
Reference Level	0.000 dBm	0.000 dBm
Attenuation	20.000 dB	AUTO
Detector	MaxPeak	MaxPeak
SweepCount	500	500
Filter	3 dB	3 dB
Trace Mode	Max Hold	Max Hold
SweepType	FFT	AUTO
Preamp	off	off
Stablemode	Trace	Trace
Stablevalue	0.30 dB	0.30 dB
Run	5 / max. 150	max. 150
Stable	3 / 3	3
Max Stable Difference	0.25 dB	0.30 dB

Occupied Channel Bandwidth 99% (2441 MHz; 10.000 dBm; 1 MHz; Test Mode)

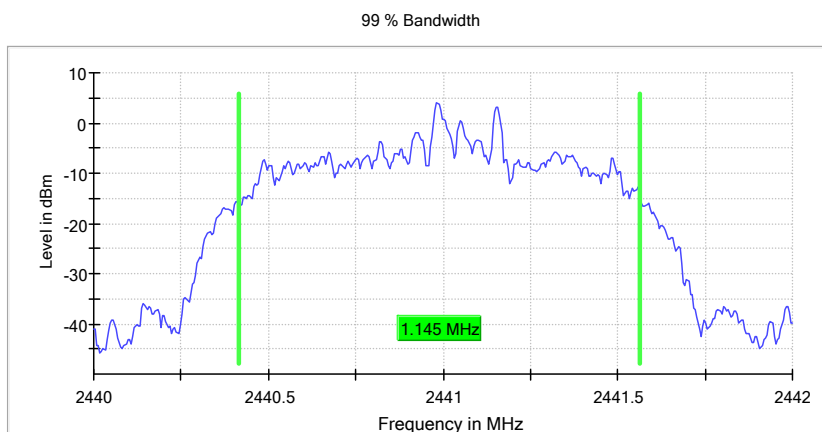
Test according to FCC title 47 part 15 §15.247(a), KDB 558074 D01 DTS Meas Guidance v04 and ANSI C63.10-2013

99 % Bandwidth

DUT Frequency (MHz)	Bandwidth (MHz)	Limit Min (MHz)	Limit Max (MHz)	Band Edge Left (MHz)	Band Edge Right (MHz)
2441.000000	1.145000	---	---	2440.417500	2441.562500

(continuation of the "99 % Bandwidth" table from column 6 ...)

DUT Frequency (MHz)	Result
2441.000000	PASS



Measurement

Setting	Instrument Value	Target Value
Start Frequency	2.44000 GHz	2.44000 GHz
Stop Frequency	2.44200 GHz	2.44200 GHz
Span	2.000 MHz	2.000 MHz
RBW	10.000 kHz	>= 10.000 kHz
VBW	30.000 kHz	>= 30.000 kHz
SweepPoints	400	~ 400
SweepTime	189.648 µs	AUTO
Reference Level	0.000 dBm	0.000 dBm
Attenuation	20.000 dB	AUTO
Detector	MaxPeak	MaxPeak
SweepCount	500	500
Filter	3 dB	3 dB
Trace Mode	Max Hold	Max Hold
Sweeptype	FFT	AUTO
Preamp	off	off
Stablemode	Trace	Trace
Stablevalue	0.30 dB	0.30 dB
Run	7 / max. 150	max. 150
Stable	3 / 3	3
Max Stable Difference	0.19 dB	0.30 dB

Occupied Channel Bandwidth 99% (2480 MHz; 10.000 dBm; 1 MHz; Test Mode)

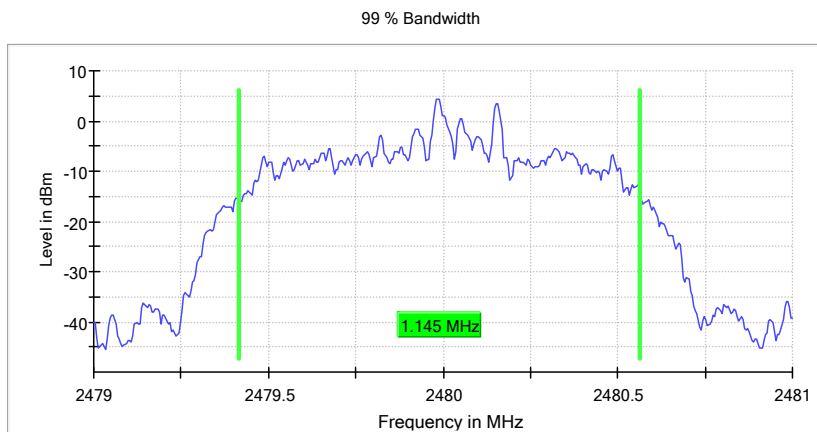
Test according to FCC title 47 part 15 §15.247(a), KDB 558074 D01 DTS Meas Guidance v04 and ANSI C63.10-2013

99 % Bandwidth

DUT Frequency (MHz)	Bandwidth (MHz)	Limit Min (MHz)	Limit Max (MHz)	Band Edge Left (MHz)	Band Edge Right (MHz)
2480.000000	1.145000	---	---	2479.417500	2480.562500

(continuation of the "99 % Bandwidth" table from column 6 ...)

DUT Frequency (MHz)	Result
2480.000000	PASS



Measurement

Setting	Instrument Value	Target Value
Start Frequency	2.47900 GHz	2.47900 GHz
Stop Frequency	2.48100 GHz	2.48100 GHz
Span	2.000 MHz	2.000 MHz
RBW	10.000 kHz	>= 10.000 kHz
VBW	30.000 kHz	>= 30.000 kHz
SweepPoints	400	~ 400
SweepTime	189.648 µs	AUTO
Reference Level	0.000 dBm	0.000 dBm
Attenuation	20.000 dB	AUTO
Detector	MaxPeak	MaxPeak
SweepCount	500	500
Filter	3 dB	3 dB
Trace Mode	Max Hold	Max Hold
Sweeptype	FFT	AUTO
Preamp	off	off
Stablemode	Trace	Trace
Stablevalue	0.30 dB	0.30 dB
Run	5 / max. 150	max. 150
Stable	3 / 3	3
Max Stable Difference	0.14 dB	0.30 dB

Appendix C.2: Test Results of 20dB Bandwidth

BR mode (GFSK)

Emission Bandwidth 20 dB (2402 MHz; 10.000 dBm; 1 MHz; Test Mode)

Test according to FCC title 47 part 15 §15.247(a), KDB 558074 D01 DTS Meas Guidance v04 and ANSI C63.10-2013

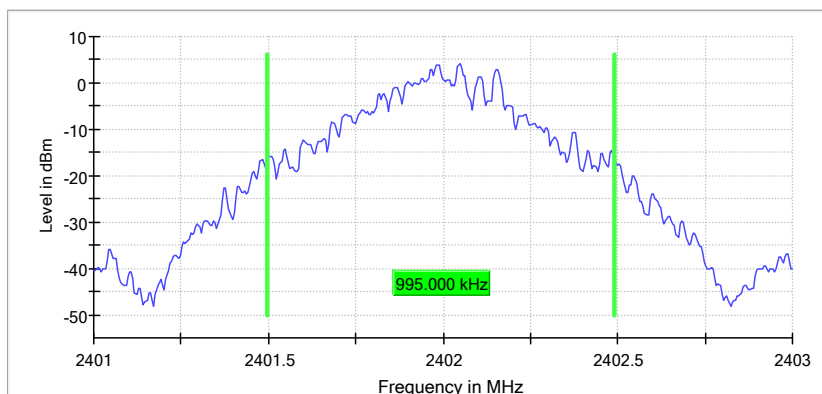
20 dB Bandwidth

DUT Frequency (MHz)	Bandwidth (MHz)	Limit Min (MHz)	Limit Max (MHz)	Band Edge Left (MHz)	Band Edge Right (MHz)
2402.000000	0.995000	---	---	2401.497500	2402.492500

(continuation of the "20 dB Bandwidth" table from column 6 ...)

DUT Frequency (MHz)	Max Level (dBm)	Result
2402.000000	4.0	PASS

20 dB Bandwidth



Measurement

Setting	Instrument Value	Target Value
Start Frequency	2.40100 GHz	2.40100 GHz
Stop Frequency	2.40300 GHz	2.40300 GHz
Span	2.000 MHz	2.000 MHz
RBW	10.000 kHz	>= 10.000 kHz
VBW	30.000 kHz	>= 30.000 kHz
SweepPoints	400	~ 400
Sweeptime	189.648 µs	AUTO
Reference Level	0.000 dBm	0.000 dBm
Attenuation	20.000 dB	AUTO
Detector	MaxPeak	MaxPeak
SweepCount	200	200
Filter	3 dB	3 dB
Trace Mode	Max Hold	Max Hold
SweepType	FFT	AUTO
Preamp	off	off
Stablemode	Trace	Trace
Stablevalue	0.50 dB	0.50 dB
Run	7 / max. 150	max. 150
Stable	5 / 5	5
Max Stable Difference	0.23 dB	0.50 dB

Emission Bandwidth 20 dB (2480 MHz; 10.000 dBm; 1 MHz; Test Mode)

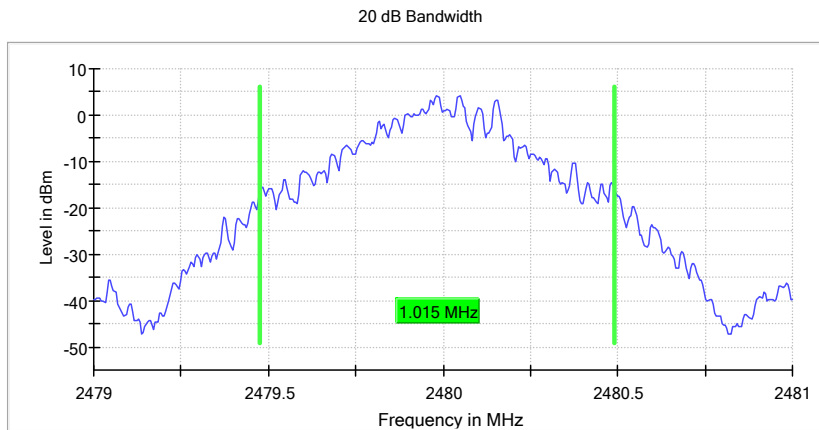
Test according to FCC title 47 part 15 §15.247(a), KDB 558074 D01 DTS Meas Guidance v04 and ANSI C63.10-2013

20 dB Bandwidth

DUT Frequency (MHz)	Bandwidth (MHz)	Limit Min (MHz)	Limit Max (MHz)	Band Edge Left (MHz)	Band Edge Right (MHz)
2480.000000	1.015000	---	---	2479.477500	2480.492500

(continuation of the "20 dB Bandwidth" table from column 6 ...)

DUT Frequency (MHz)	Max Level (dBm)	Result
2480.000000	4.2	PASS



Measurement

Setting	Instrument Value	Target Value
Start Frequency	2.47900 GHz	2.47900 GHz
Stop Frequency	2.48100 GHz	2.48100 GHz
Span	2.000 MHz	2.000 MHz
RBW	10.000 kHz	>= 10.000 kHz
VBW	30.000 kHz	>= 30.000 kHz
SweepPoints	400	~ 400
SweepTime	189.648 µs	AUTO
Reference Level	10.000 dBm	10.000 dBm
Attenuation	30.000 dB	AUTO
Detector	MaxPeak	MaxPeak
SweepCount	200	200
Filter	3 dB	3 dB
Trace Mode	Max Hold	Max Hold
SweepType	FFT	AUTO
Preamp	off	off
Stablemode	Trace	Trace
Stablevalue	0.50 dB	0.50 dB
Run	7 / max. 150	max. 150
Stable	5 / 5	5
Max Stable Difference	0.19 dB	0.50 dB

Emission Bandwidth 20 dB (2441 MHz; 10.000 dBm; 1 MHz; Test Mode)

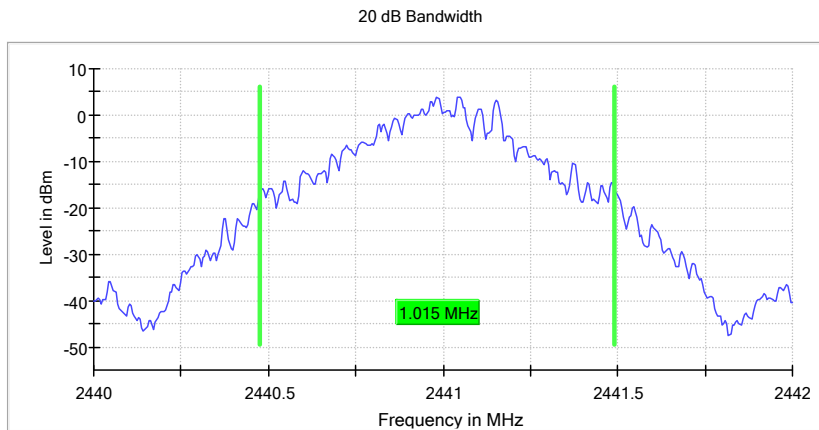
Test according to FCC title 47 part 15 §15.247(a), KDB 558074 D01 DTS Meas Guidance v04 and ANSI C63.10-2013

20 dB Bandwidth

DUT Frequency (MHz)	Bandwidth (MHz)	Limit Min (MHz)	Limit Max (MHz)	Band Edge Left (MHz)	Band Edge Right (MHz)
2441.000000	1.015000	---	---	2440.477500	2441.492500

(continuation of the "20 dB Bandwidth" table from column 6 ...)

DUT Frequency (MHz)	Max Level (dBm)	Result
2441.000000	4.0	PASS



Measurement

Setting	Instrument Value	Target Value
Start Frequency	2.44000 GHz	2.44000 GHz
Stop Frequency	2.44200 GHz	2.44200 GHz
Span	2.000 MHz	2.000 MHz
RBW	10.000 kHz	>= 10.000 kHz
VBW	30.000 kHz	>= 30.000 kHz
SweepPoints	400	~ 400
SweepTime	189.648 µs	AUTO
Reference Level	10.000 dBm	10.000 dBm
Attenuation	30.000 dB	AUTO
Detector	MaxPeak	MaxPeak
SweepCount	200	200
Filter	3 dB	3 dB
Trace Mode	Max Hold	Max Hold
Sweeptype	FFT	AUTO
Preamp	off	off
Stablemode	Trace	Trace
Stablevalue	0.50 dB	0.50 dB
Run	9 / max. 150	max. 150
Stable	5 / 5	5
Max Stable Difference	0.11 dB	0.50 dB

EDR mode (8DPSK)

Emission Bandwidth 20 dB (2402 MHz; 10.000 dBm; 1 MHz; Test Mode)

Test according to FCC title 47 part 15 §15.247(a), KDB 558074 D01 DTS Meas Guidance v04 and ANSI C63.10-2013

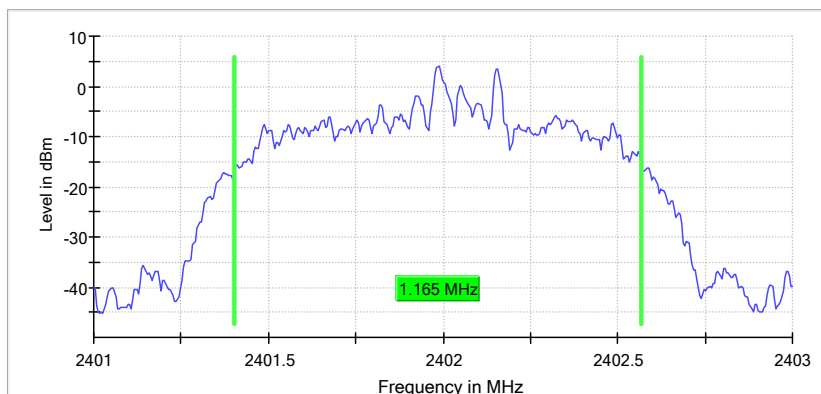
20 dB Bandwidth

DUT Frequency (MHz)	Bandwidth (MHz)	Limit Min (MHz)	Limit Max (MHz)	Band Edge Left (MHz)	Band Edge Right (MHz)
2402.000000	1.165000	---	---	2401.402500	2402.567500

(continuation of the "20 dB Bandwidth" table from column 6 ...)

DUT Frequency (MHz)	Max Level (dBm)	Result
2402.000000	3.9	PASS

20 dB Bandwidth



Measurement

Setting	Instrument Value	Target Value
Start Frequency	2.40100 GHz	2.40100 GHz
Stop Frequency	2.40300 GHz	2.40300 GHz
Span	2.000 MHz	2.000 MHz
RBW	10.000 kHz	>= 10.000 kHz
VBW	30.000 kHz	>= 30.000 kHz
SweepPoints	400	~ 400
Sweptime	189.648 µs	AUTO
Reference Level	0.000 dBm	0.000 dBm
Attenuation	20.000 dB	AUTO
Detector	MaxPeak	MaxPeak
SweepCount	200	200
Filter	3 dB	3 dB
Trace Mode	Max Hold	Max Hold
SweepType	FFT	AUTO
Preamp	off	off
Stablemode	Trace	Trace
Stablevalue	0.50 dB	0.50 dB
Run	8 / max. 150	max. 150
Stable	5 / 5	5
Max Stable Difference	0.37 dB	0.50 dB

Emission Bandwidth 20 dB (2441 MHz; 10.000 dBm; 1 MHz; Test Mode)

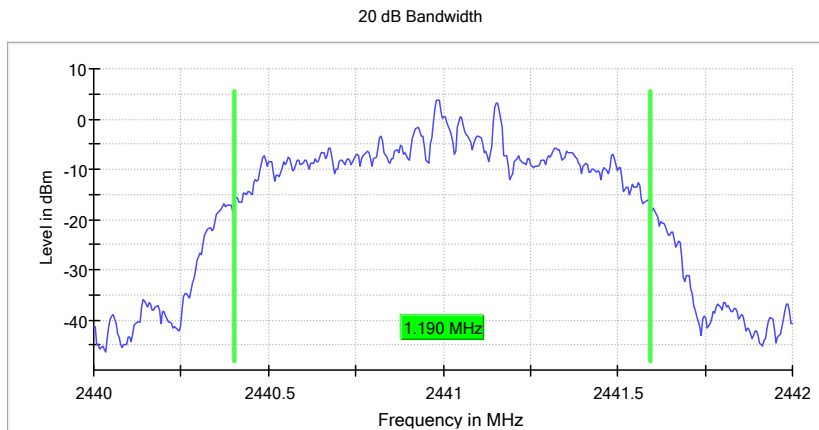
Test according to FCC title 47 part 15 §15.247(a), KDB 558074 D01 DTS Meas Guidance v04 and ANSI C63.10-2013

20 dB Bandwidth

DUT Frequency (MHz)	Bandwidth (MHz)	Limit Min (MHz)	Limit Max (MHz)	Band Edge Left (MHz)	Band Edge Right (MHz)
2441.000000	1.190000	---	---	2440.402500	2441.592500

(continuation of the "20 dB Bandwidth" table from column 6 ...)

DUT Frequency (MHz)	Max Level (dBm)	Result
2441.000000	3.6	PASS



Measurement

Setting	Instrument Value	Target Value
Start Frequency	2.44000 GHz	2.44000 GHz
Stop Frequency	2.44200 GHz	2.44200 GHz
Span	2.000 MHz	2.000 MHz
RBW	10.000 kHz	>= 10.000 kHz
VBW	30.000 kHz	>= 30.000 kHz
SweepPoints	400	~ 400
SweepTime	189.648 µs	AUTO
Reference Level	0.000 dBm	0.000 dBm
Attenuation	20.000 dB	AUTO
Detector	MaxPeak	MaxPeak
SweepCount	200	200
Filter	3 dB	3 dB
Trace Mode	Max Hold	Max Hold
Sweeptype	FFT	AUTO
Preamp	off	off
Stablemode	Trace	Trace
Stablevalue	0.50 dB	0.50 dB
Run	9 / max. 150	max. 150
Stable	5 / 5	5
Max Stable Difference	0.16 dB	0.50 dB

Emission Bandwidth 20 dB (2480 MHz; 10.000 dBm; 1 MHz; Test Mode)

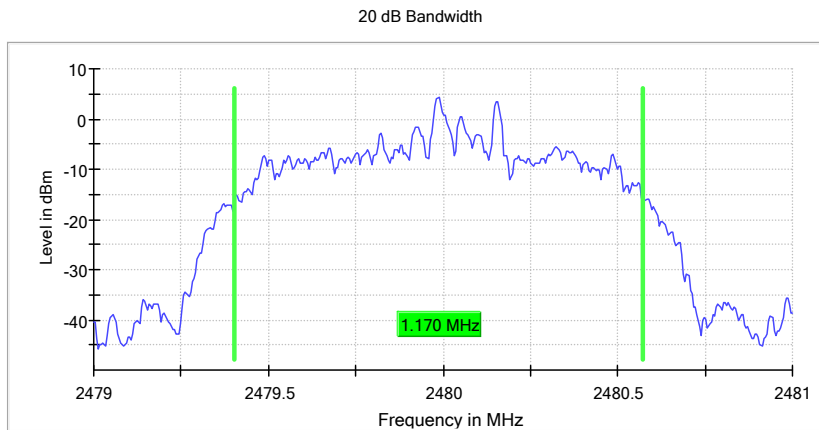
Test according to FCC title 47 part 15 §15.247(a), KDB 558074 D01 DTS Meas Guidance v04 and ANSI C63.10-2013

20 dB Bandwidth

DUT Frequency (MHz)	Bandwidth (MHz)	Limit Min (MHz)	Limit Max (MHz)	Band Edge Left (MHz)	Band Edge Right (MHz)
2480.000000	1.170000	---	---	2479.402500	2480.572500

(continuation of the "20 dB Bandwidth" table from column 6 ...)

DUT Frequency (MHz)	Max Level (dBm)	Result
2480.000000	4.2	PASS



Measurement

Setting	Instrument Value	Target Value
Start Frequency	2.47900 GHz	2.47900 GHz
Stop Frequency	2.48100 GHz	2.48100 GHz
Span	2.000 MHz	2.000 MHz
RBW	10.000 kHz	>= 10.000 kHz
VBW	30.000 kHz	>= 30.000 kHz
SweepPoints	400	~ 400
SweepTime	189.648 µs	AUTO
Reference Level	0.000 dBm	0.000 dBm
Attenuation	20.000 dB	AUTO
Detector	MaxPeak	MaxPeak
SweepCount	200	200
Filter	3 dB	3 dB
Trace Mode	Max Hold	Max Hold
Sweeptype	FFT	AUTO
Preamp	off	off
Stablemode	Trace	Trace
Stablevalue	0.50 dB	0.50 dB
Run	7 / max. 150	max. 150
Stable	5 / 5	5
Max Stable Difference	0.05 dB	0.50 dB

Appendix C.3: Test Results of Frequency stability

Test Channel (MHz)	2402
--------------------	------

Test result of frequency tolerance of voltage variation

Voltage	Test result (MHz)	Deviation Frequency (KHz)	Test result (ppm)	Limit (ppm)
DC 3.465V	2401.991	9	3.7469	10
DC 3.85V	2401.990	10	4.1632	
DC 4.235V	2401.986	14	5.8285	

Test result of frequency tolerance of temperature variation

Temperature (°C)	Test result (MHz)	Deviation Frequency (KHz)	Test result (ppm)	Limit (ppm)
-30	2401.994	6	2.4979	10
-20	2401.986	14	5.8285	
-10	2401.995	5	2.0816	
0	2401.989	11	4.5795	
10	2401.990	10	4.1632	
20	2401.993	7	2.9142	
30	2401.989	11	4.5795	
40	2401.993	7	2.9142	
50	2401.991	9	3.7469	
55	2401.992	8	3.3306	

Test Channel (MHz)	2441
--------------------	------

Test result of frequency tolerance of voltage variation

Voltage	Test result (MHz)	Deviation Frequency (KHz)	Test result (ppm)	Limit (ppm)
DC 3.465V	2440.994	6	2.4580	10
DC 3.85V	2440.988	12	4.9160	
DC 4.235V	2440.987	13	5.3257	

Test result of frequency tolerance of temperature variation

Temperature (°C)	Test result (MHz)	Deviation Frequency (KHz)	Test result (ppm)	Limit (ppm)
-30	2440.985	15	6.1450	10
-20	2440.997	3	1.2290	
-10	2440.998	2	0.8193	
0	2440.990	10	4.0967	
10	2440.991	9	3.6870	
20	2440.992	8	3.2773	
30	2440.989	11	4.5063	
40	2440.987	13	5.3257	
50	2440.993	7	2.8677	
55	2440.995	5	2.0483	

Test Channel (MHz)	2480
--------------------	------

Test result of frequency tolerance of voltage variation

Voltage	Test result (MHz)	Deviation Frequency (KHz)	Test result (ppm)	Limit (ppm)
DC 3.465V	2479.995	5	2.0161	10
DC 3.85V	2479.992	8	3.2258	
DC 4.235V	2479.986	14	5.6452	

Test result of frequency tolerance of temperature variation

Temperature (°C)	Test result (MHz)	Deviation Frequency (KHz)	Test result (ppm)	Limit (ppm)
-30	2479.994	6	2.4194	10
-20	2479.988	12	4.8387	
-10	2479.991	9	3.6290	
0	2479.995	5	2.0161	
10	2479.990	10	4.0323	
20	2479.987	13	5.2419	
30	2479.988	12	4.8387	
40	2479.993	7	2.8226	
50	2479.997	3	1.2097	
55	2479.996	4	1.6129	

Appendix C.4: Test Results of Carrier Frequency Separation

BR mode (GFSK)

Carrier Frequency Separation (2402 MHz; 10.000 dBm; 1 MHz)

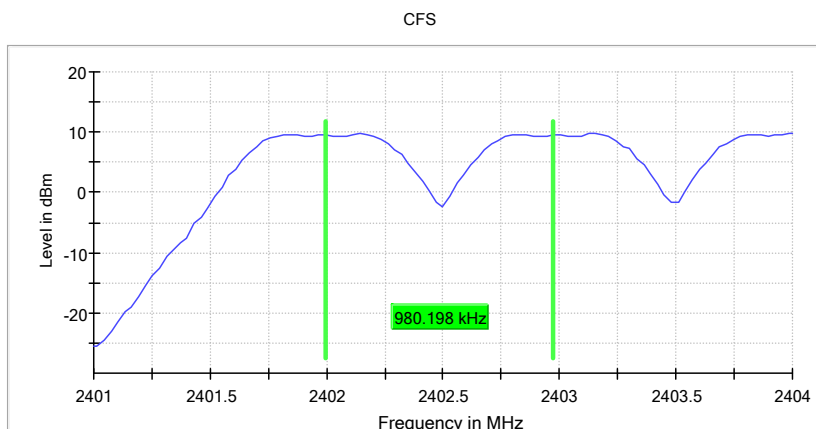
Test according to FCC title 47 part 15 §15.247(a), KDB 558074 D01 DTS Meas Guidance v04 and ANSI C63.10-2013

Result

DUT Frequency (MHz)	Frequency Separation (MHz)	Limit Min (MHz)	Limit Max (MHz)	Center Frequency low Channel (MHz)	Center Frequency high Channel (MHz)
2402.000000	0.980198	0.663333	---	2401.995050	2402.975248

(continuation of the "Result" table from column 6 ...)

DUT Frequency (MHz)	Result
2402.000000	PASS



Measurement

Setting	Instrument Value	Target Value
Start Frequency	2.40100 GHz	2.40100 GHz
Stop Frequency	2.40400 GHz	2.40400 GHz
Span	3.000 MHz	3.000 MHz
RBW	300.000 kHz	<= 300.000 kHz
VBW	300.000 kHz	>= 300.000 kHz
SweepPoints	101	~ 10
SweepTime	1.000 ms	AUTO
Reference Level	10.000 dBm	10.000 dBm
Attenuation	30.000 dB	AUTO
Detector	MaxPeak	MaxPeak
SweepCount	200	200
Filter	3 dB	3 dB
Trace Mode	Max Hold	Max Hold
Sweeptype	Sweep	Sweep
Preamp	off	off
Stablemode	Trace	Trace
Stablevalue	0.50 dB	0.50 dB
Run	23 / max. 150	max. 150
Stable	10 / 10	10
Max Stable Difference	0.28 dB	0.50 dB

Carrier Frequency Separation (2441 MHz; 10.000 dBm; 1 MHz)

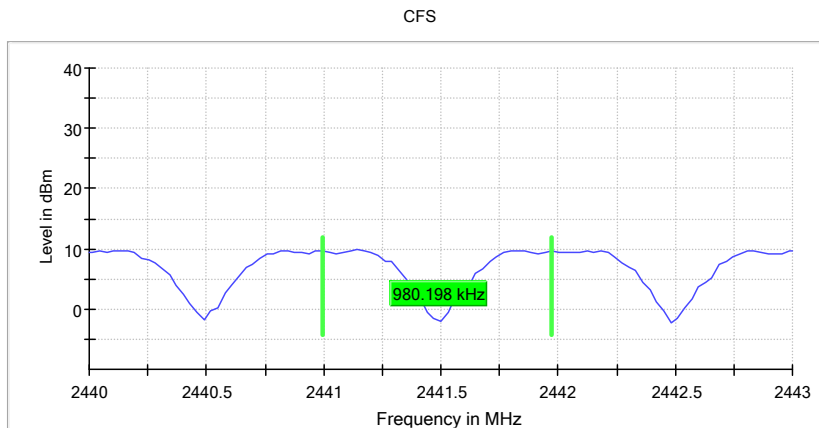
Test according to FCC title 47 part 15 §15.247(a), KDB 558074 D01 DTS Meas Guidance v04 and ANSI C63.10-2013

Result

DUT Frequency (MHz)	Frequency Separation (MHz)	Limit Min (MHz)	Limit Max (MHz)	Center Frequency low Channel (MHz)	Center Frequency high Channel (MHz)
2441.000000	0.980198	0.676667	---	2440.995050	2441.975248

(continuation of the "Result" table from column 6 ...)

DUT Frequency (MHz)	Result
2441.000000	PASS



Measurement

Setting	Instrument Value	Target Value
Start Frequency	2.44000 GHz	2.44000 GHz
Stop Frequency	2.44300 GHz	2.44300 GHz
Span	3.000 MHz	3.000 MHz
RBW	300.000 kHz	<= 300.000 kHz
VBW	300.000 kHz	>= 300.000 kHz
SweepPoints	101	~ 10
SweepTime	1.000 ms	AUTO
Reference Level	10.000 dBm	10.000 dBm
Attenuation	30.000 dB	AUTO
Detector	MaxPeak	MaxPeak
SweepCount	200	200
Filter	3 dB	3 dB
Trace Mode	Max Hold	Max Hold
SweepType	Sweep	Sweep
Preamp	off	off
Stablemode	Trace	Trace
Stablevalue	0.50 dB	0.50 dB
Run	11 / max. 150	max. 150
Stable	10 / 10	10
Max Stable Difference	0.00 dB	0.50 dB

Carrier Frequency Separation (2480 MHz; 10.000 dBm; 1 MHz)

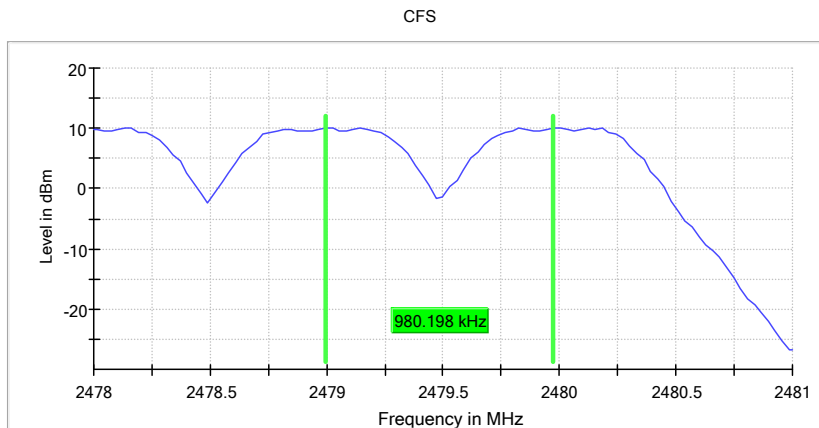
Test according to FCC title 47 part 15 §15.247(a), KDB 558074 D01 DTS Meas Guidance v04 and ANSI C63.10-2013

Result

DUT Frequency (MHz)	Frequency Separation (MHz)	Limit Min (MHz)	Limit Max (MHz)	Center Frequency low Channel (MHz)	Center Frequency high Channel (MHz)
2480.000000	0.980198	0.676667	---	2478.995050	2479.975248

(continuation of the "Result" table from column 6 ...)

DUT Frequency (MHz)	Result
2480.000000	PASS



Measurement

Setting	Instrument Value	Target Value
Start Frequency	2.47800 GHz	2.47800 GHz
Stop Frequency	2.48100 GHz	2.48100 GHz
Span	3.000 MHz	3.000 MHz
RBW	300.000 kHz	<= 300.000 kHz
VBW	300.000 kHz	>= 300.000 kHz
SweepPoints	101	~ 10
SweepTime	1.000 ms	AUTO
Reference Level	10.000 dBm	10.000 dBm
Attenuation	30.000 dB	AUTO
Detector	MaxPeak	MaxPeak
SweepCount	200	200
Filter	3 dB	3 dB
Trace Mode	Max Hold	Max Hold
SweepType	Sweep	Sweep
Preamp	off	off
Stablemode	Trace	Trace
Stablevalue	0.50 dB	0.50 dB
Run	27 / max. 150	max. 150
Stable	10 / 10	10
Max Stable Difference	0.22 dB	0.50 dB

EDR mode (8DPSK)

Carrier Frequency Separation (2402 MHz; 10.000 dBm; 1 MHz)

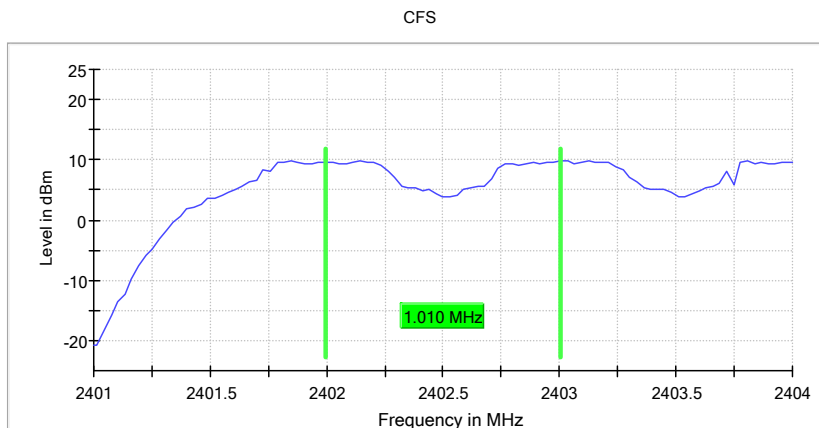
Test according to FCC title 47 part 15 §15.247(a), KDB 558074 D01 DTS Meas Guidance v04 and ANSI C63.10-2013

Result

DUT Frequency (MHz)	Frequency Separation (MHz)	Limit Min (MHz)	Limit Max (MHz)	Center Frequency low Channel (MHz)	Center Frequency high Channel (MHz)
2402.000000	1.009900	0.776667	---	2401.995050	2403.004950

(continuation of the "Result" table from column 6 ...)

DUT Frequency (MHz)	Result
2402.000000	PASS



Measurement

Setting	Instrument Value	Target Value
Start Frequency	2.40100 GHz	2.40100 GHz
Stop Frequency	2.40400 GHz	2.40400 GHz
Span	3.000 MHz	3.000 MHz
RBW	300.000 kHz	<= 300.000 kHz
VBW	300.000 kHz	>= 300.000 kHz
SweepPoints	101	~ 10
SweepTime	1.000 ms	AUTO
Reference Level	0.000 dBm	0.000 dBm
Attenuation	20.000 dB	AUTO
Detector	MaxPeak	MaxPeak
SweepCount	200	200
Filter	3 dB	3 dB
Trace Mode	Max Hold	Max Hold
SweepType	Sweep	Sweep
Preamp	off	off
Stablemode	Trace	Trace
Stablevalue	0.50 dB	0.50 dB
Run	62 / max. 150	max. 150
Stable	10 / 10	10
Max Stable Difference	0.24 dB	0.50 dB

Carrier Frequency Separation (2441 MHz; 10.000 dBm; 1 MHz)

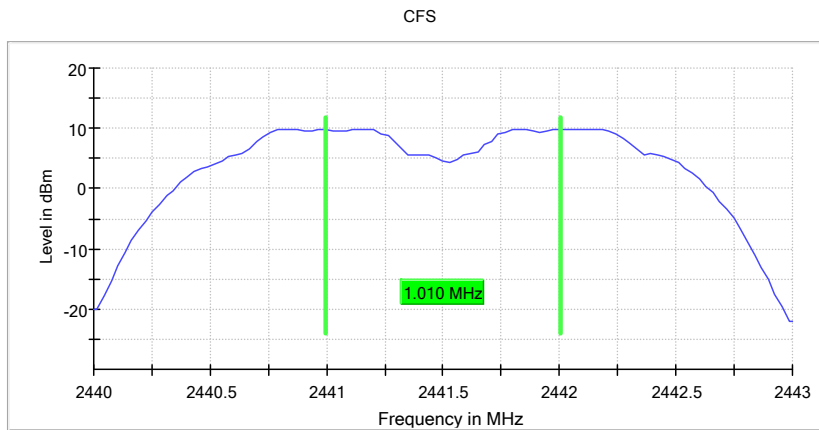
Test according to FCC title 47 part 15 §15.247(a), KDB 558074 D01 DTS Meas Guidance v04 and ANSI C63.10-2013

Result

DUT Frequency (MHz)	Frequency Separation (MHz)	Limit Min (MHz)	Limit Max (MHz)	Center Frequency low Channel (MHz)	Center Frequency high Channel (MHz)
2441.000000	1.009900	0.793333	---	2440.995050	2442.004950

(continuation of the "Result" table from column 6 ...)

DUT Frequency (MHz)	Result
2441.000000	PASS



Measurement

Setting	Instrument Value	Target Value
Start Frequency	2.44000 GHz	2.44000 GHz
Stop Frequency	2.44300 GHz	2.44300 GHz
Span	3.000 MHz	3.000 MHz
RBW	300.000 kHz	<= 300.000 kHz
VBW	300.000 kHz	>= 300.000 kHz
SweepPoints	101	~ 10
SweepTime	1.000 ms	AUTO
Reference Level	0.000 dBm	0.000 dBm
Attenuation	20.000 dB	AUTO
Detector	MaxPeak	MaxPeak
SweepCount	200	200
Filter	3 dB	3 dB
Trace Mode	Max Hold	Max Hold
SweepType	Sweep	Sweep
Preamp	off	off
Stablemode	Trace	Trace
Stablevalue	0.50 dB	0.50 dB
Run	18 / max. 150	max. 150
Stable	10 / 10	10
Max Stable Difference	0.12 dB	0.50 dB

Carrier Frequency Separation (2480 MHz; 10.000 dBm; 1 MHz)

Test according to FCC title 47 part 15 §15.247(a), KDB 558074 D01 DTS Meas Guidance v04 and ANSI C63.10-2013

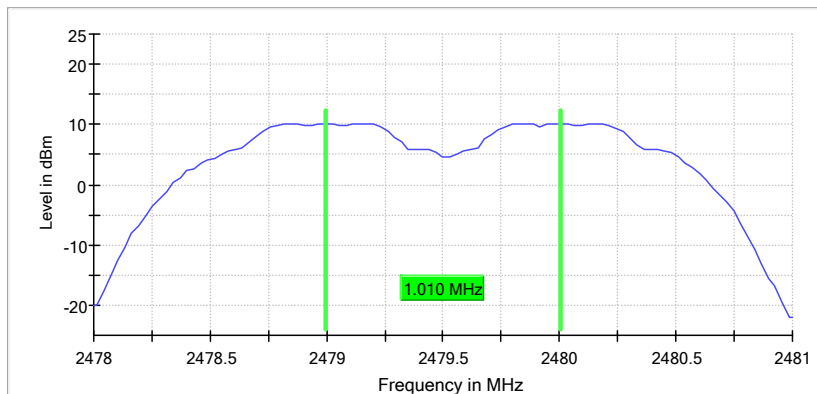
Result

DUT Frequency (MHz)	Frequency Separation (MHz)	Limit Min (MHz)	Limit Max (MHz)	Center Frequency low Channel (MHz)	Center Frequency high Channel (MHz)
2480.000000	1.009900	0.780000	---	2478.995050	2480.004950

(continuation of the "Result" table from column 6 ...)

DUT Frequency (MHz)	Result
2480.000000	PASS

CFS



Measurement

Setting	Instrument Value	Target Value
Start Frequency	2.47800 GHz	2.47800 GHz
Stop Frequency	2.48100 GHz	2.48100 GHz
Span	3.000 MHz	3.000 MHz
RBW	300.000 kHz	<= 300.000 kHz
VBW	300.000 kHz	>= 300.000 kHz
SweepPoints	101	~ 10
SweepTime	1.000 ms	AUTO
Reference Level	0.000 dBm	0.000 dBm
Attenuation	20.000 dB	AUTO
Detector	MaxPeak	MaxPeak
SweepCount	200	200
Filter	3 dB	3 dB
Trace Mode	Max Hold	Max Hold
SweepType	Sweep	Sweep
Preamp	off	off
Stablemode	Trace	Trace
Stablevalue	0.50 dB	0.50 dB
Run	20 / max. 150	max. 150
Stable	10 / 10	10
Max Stable Difference	0.15 dB	0.50 dB

Appendix C.5: Test Results of Number of Hopping Frequency

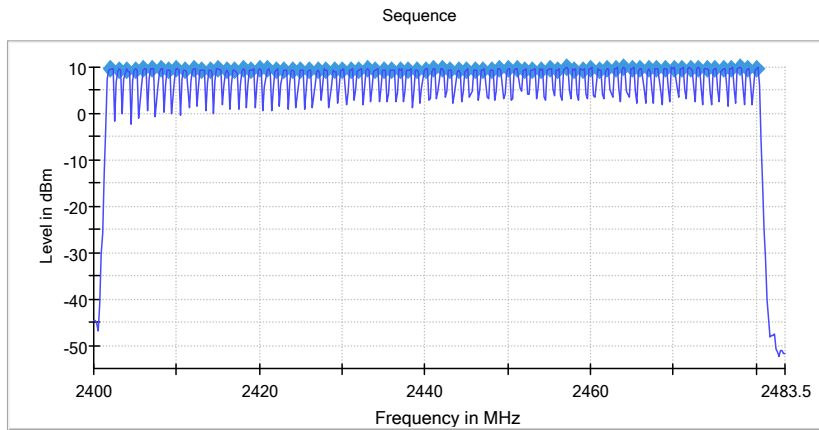
BR mode (GFSK)

Hopping Frequencies (frequency independent; 10.000 dBm; 1 MHz)

Test according to FCC title 47 part 15 §15.247(a),(g), KDB 558074 D01 DTS Meas Guidance v04 and ANSI C63.10-2013

Channels

Channels	Limit Min	Limit Max	Result
79	15	---	PASS



Measurement

Setting	Instrument Value	Target Value
Start Frequency	2.40000 GHz	2.40000 GHz
Stop Frequency	2.48350 GHz	2.48350 GHz
Span	83.500 MHz	83.500 MHz
RBW	200.000 kHz	<= 299.000 kHz
VBW	200.000 kHz	>= 200.000 kHz
SweepPoints	418	~ 418
SweepTime	1.060 ms	AUTO
Reference Level	0.000 dBm	0.000 dBm
Attenuation	20.000 dB	AUTO
Detector	MaxPeak	MaxPeak
SweepCount	100	100
Filter	3 dB	3 dB
Trace Mode	Max Hold	Max Hold
SweepType	Sweep	AUTO
Preamp	off	off
Stablemode	Trace	Trace
Stablevalue	0.50 dB	0.50 dB
Run	65 / max. 150	max. 150
Stable	3 / 3	3
Max Stable Difference	0.26 dB	0.50 dB

EDR mode (8DPSK)

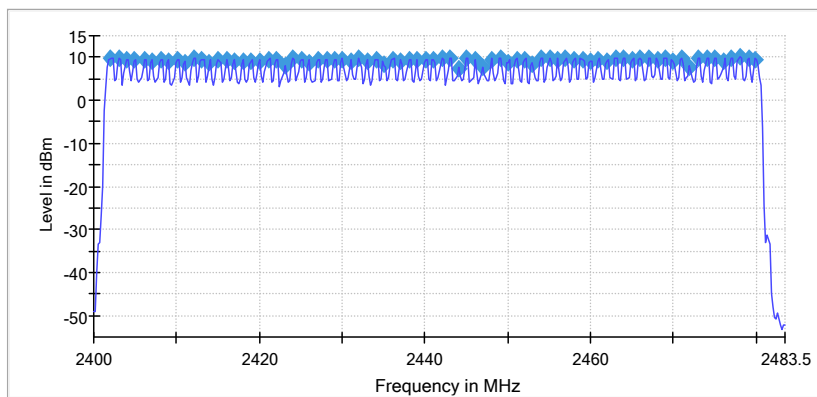
Hopping Frequencies (frequency independent; 10.000 dBm; 1 MHz)

Test according to FCC title 47 part 15 §15.247(a),(g), KDB 558074 D01 DTS Meas Guidance v04 and ANSI C63.10-2013

Channels

Channels	Limit Min	Limit Max	Result
79	15	---	PASS

Sequence



Measurement

Setting	Instrument Value	Target Value
Start Frequency	2.40000 GHz	2.40000 GHz
Stop Frequency	2.48350 GHz	2.48350 GHz
Span	83.500 MHz	83.500 MHz
RBW	200.000 kHz	<= 299.000 kHz
VBW	200.000 kHz	>= 200.000 kHz
SweepPoints	418	~ 418
SweepTime	1.060 ms	AUTO
Reference Level	0.000 dBm	0.000 dBm
Attenuation	20.000 dB	AUTO
Detector	MaxPeak	MaxPeak
SweepCount	100	100
Filter	3 dB	3 dB
Trace Mode	Max Hold	Max Hold
Sweeptype	Sweep	AUTO
Preamp	off	off
Stablemode	Trace	Trace
Stablevalue	0.50 dB	0.50 dB
Run	115 / max. 150	max. 150
Stable	3 / 3	3
Max Stable Difference	0.00 dB	0.50 dB

Appendix C.6: Test Results of Time of Occupancy

BR mode (GFSK)

Time of Channel Occupancy (2441 MHz; 10.000 dBm; 1 MHz)

Test according to FCC title 47 part 15 §15.247(a), KDB 558074 D01 DTS Meas Guidance v04 and ANSI C63.10-2013

Result

DUT Frequency (MHz)	Result	Number of Hops	Average time of occupancy (ms)	Threshold (dBm)
2441.000000	PASS	162	64.950	-10.0

Periode

Min (ms)	Max (ms)	Mean (ms)
9.990	844.980	191.688

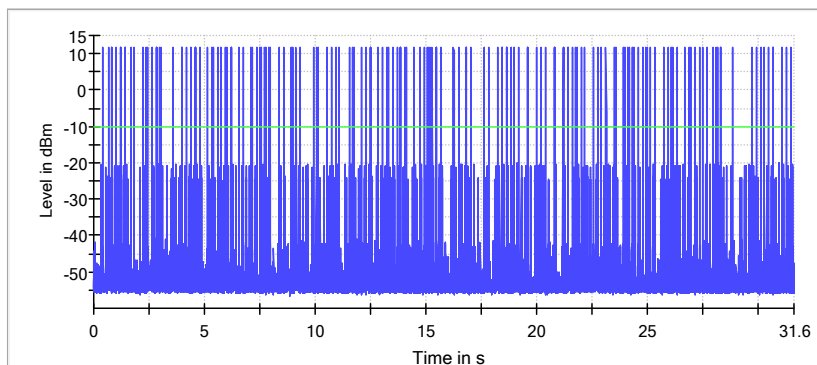
Transmit Time per Hop

Min (ms)	Max (ms)	Limit Max for Max (ms)	Limit Min for Max (ms)	Mean (ms)
0.39	0.80	400.000	0.000	0.398

DwellTime

Min (ms)	Max (ms)	Mean (ms)
0.39	2.900	0.411

Time of Channel Occupancy



— Trace — Threshold

Time of Channel Occupancy(2) (2441 MHz; 10.000 dBm; 1 MHz)

Test according to FCC title 47 part 15 §15.247(a), KDB 558074 D01 DTS Meas Guidance v04 and ANSI C63.10-2013

Result

DUT Frequency (MHz)	Result	Number of Hops	Average time of occupancy (ms)	Threshold (dBm)
2441.000000	PASS	108	180.130	-10.0

Periode

Min (ms)	Max (ms)	Mean (ms)
44.990	1218.720	276.688

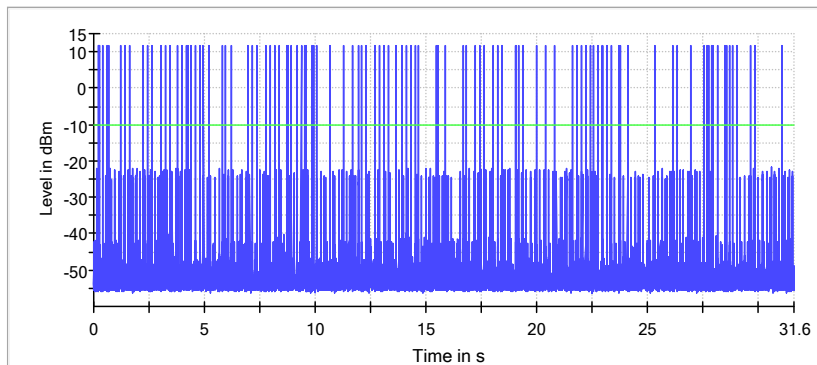
Transmit Time per Hop

Min (ms)	Max (ms)	Limit Max for Max (ms)	Limit Min for Max (ms)	Mean (ms)
1.650	1.660	400.000	0.000	1.653

DwellTime

Min (ms)	Max (ms)	Mean (ms)
1.650	1.660	1.653

Time of Channel Occupancy(2)



— Trace — Threshold

Time of Channel Occupancy(3) (2441 MHz; 10.000 dBm; 1 MHz)

Test according to FCC title 47 part 15 §15.247(a), KDB 558074 D01 DTS Meas Guidance v04 and ANSI C63.10-2013

Result

DUT Frequency (MHz)	Result	Number of Hops	Average time of occupancy (ms)	Threshold (dBm)
2441.000000	PASS	90	263.870	-10.0

Periode

Min (ms)	Max (ms)	Mean (ms)
20.000	1339.970	327.914

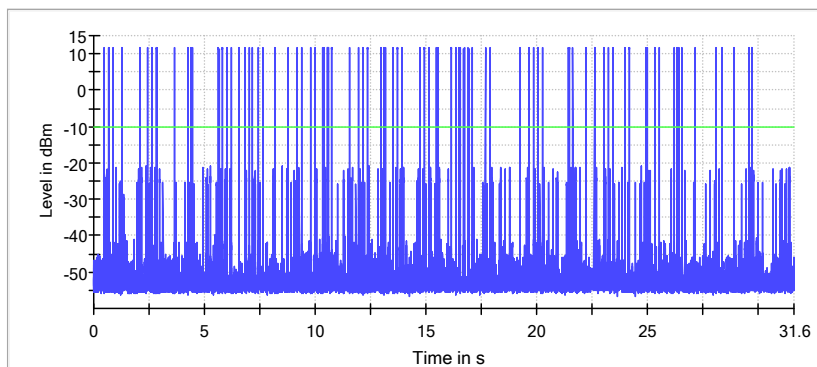
Transmit Time per Hop

Min (ms)	Max (ms)	Limit Max for Max (ms)	Limit Min for Max (ms)	Mean (ms)
2.890	2.900	400.000	0.000	2.900

DwellTime

Min (ms)	Max (ms)	Mean (ms)
2.890	2.900	2.900

Time of Channel Occupancy(3)



— Trace — Threshold

EDR mode (8DPSK)

Time of Channel Occupancy (2441 MHz; 10.000 dBm; 1 MHz)

Test according to FCC title 47 part 15 §15.247(a), KDB 558074 D01 DTS Meas Guidance v04 and ANSI C63.10-2013

Result

DUT Frequency (MHz)	Result	Number of Hops	Average time of occupancy (ms)	Threshold (dBm)
2441.000000	PASS	150	61.200	-10.0

Periode

Min (ms)	Max (ms)	Mean (ms)
10.000	799.990	210.717

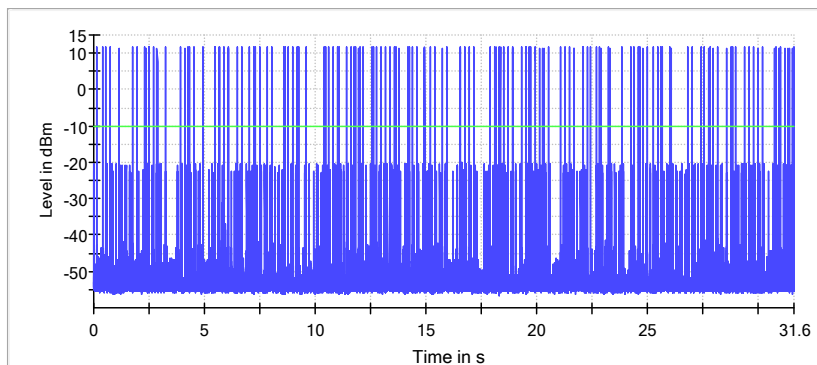
Transmit Time per Hop

Min (ms)	Max (ms)	Limit Max for Max (ms)	Limit Min for Max (ms)	Mean (ms)
0.40	0.41	400.000	0.000	0.405

DwellTime

Min (ms)	Max (ms)	Mean (ms)
0.40	0.41	0.405

Time of Channel Occupancy



— Trace — Threshold

Time of Channel Occupancy(2) (2441 MHz; 10.000 dBm; 1 MHz)

Test according to FCC title 47 part 15 §15.247(a), KDB 558074 D01 DTS Meas Guidance v04 and ANSI C63.10-2013

Result

DUT Frequency (MHz)	Result	Number of Hops	Average time of occupancy (ms)	Threshold (dBm)
2441.000000	PASS	104	173.760	-10.0

Periode

Min (ms)	Max (ms)	Mean (ms)
41.250	1961.200	297.554

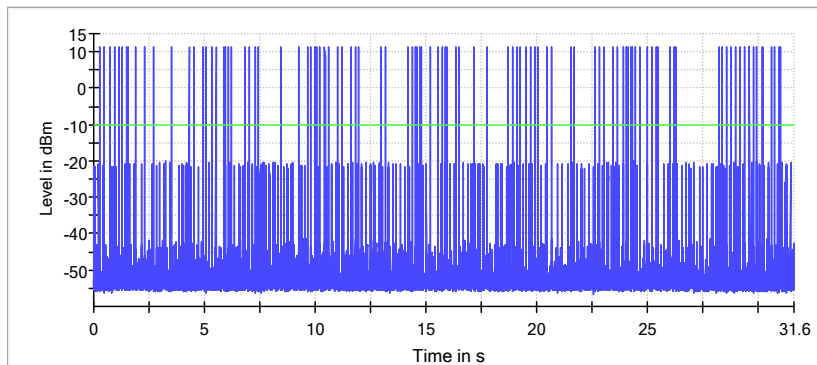
Transmit Time per Hop

Min (ms)	Max (ms)	Limit Max for Max (ms)	Limit Min for Max (ms)	Mean (ms)
1.640	1.660	400.000	0.000	1.655

DwellTime

Min (ms)	Max (ms)	Mean (ms)
1.640	1.660	1.655

Time of Channel Occupancy(2)



— Trace — Threshold

Time of Channel Occupancy(3) (2441 MHz; 10.000 dBm; 1 MHz)

Test according to FCC title 47 part 15 §15.247(a), KDB 558074 D01 DTS Meas Guidance v04 and ANSI C63.10-2013

Result

DUT Frequency (MHz)	Result	Number of Hops	Average time of occupancy (ms)	Threshold (dBm)
2441.000000	PASS	77	226.640	-10.0

Periode

Min (ms)	Max (ms)	Mean (ms)
10.000	2009.950	404.004

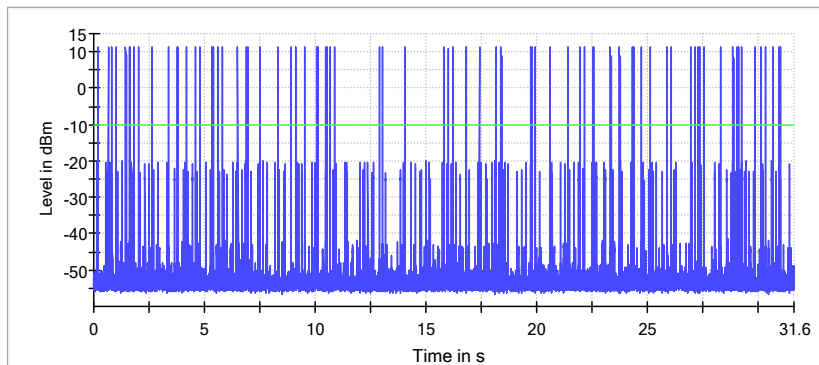
Transmit Time per Hop

Min (ms)	Max (ms)	Limit Max for Max (ms)	Limit Min for Max (ms)	Mean (ms)
2.900	2.910	400.000	0.000	2.906

DwellTime

Min (ms)	Max (ms)	Mean (ms)
2.900	2.910	2.906

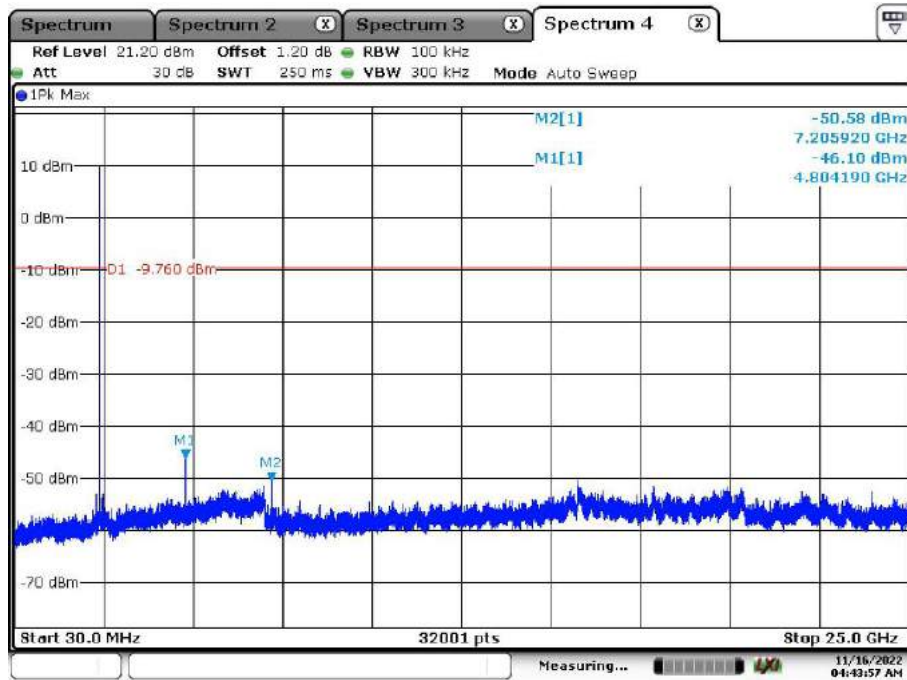
Time of Channel Occupancy(3)



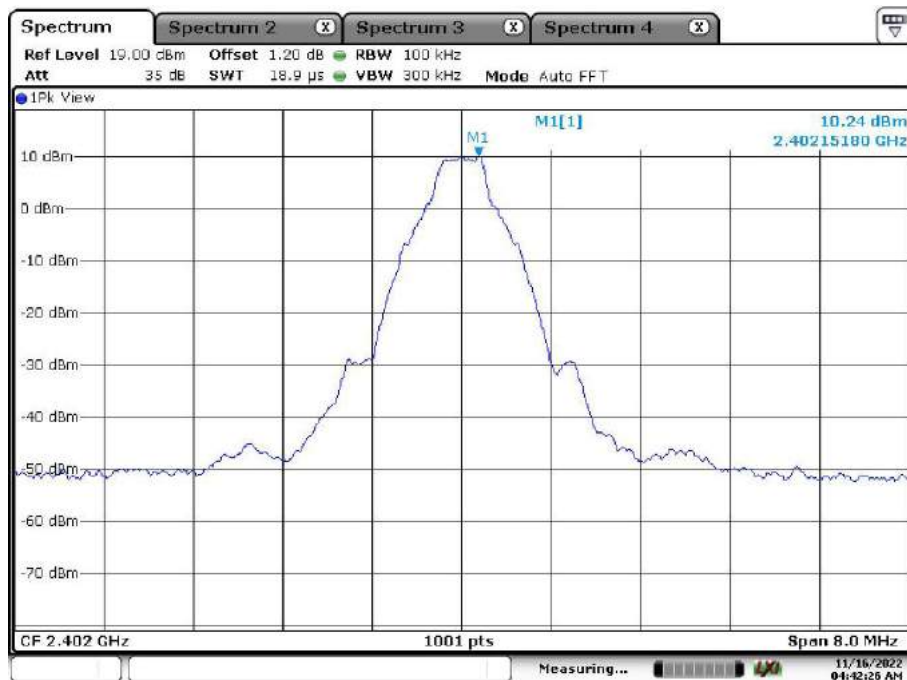
— Trace — Threshold

Appendix C.7: Test Results of Conducted Spurious Emissions Measured in 100 kHz Bandwidth

BR mode (GFSK)
Low Channel

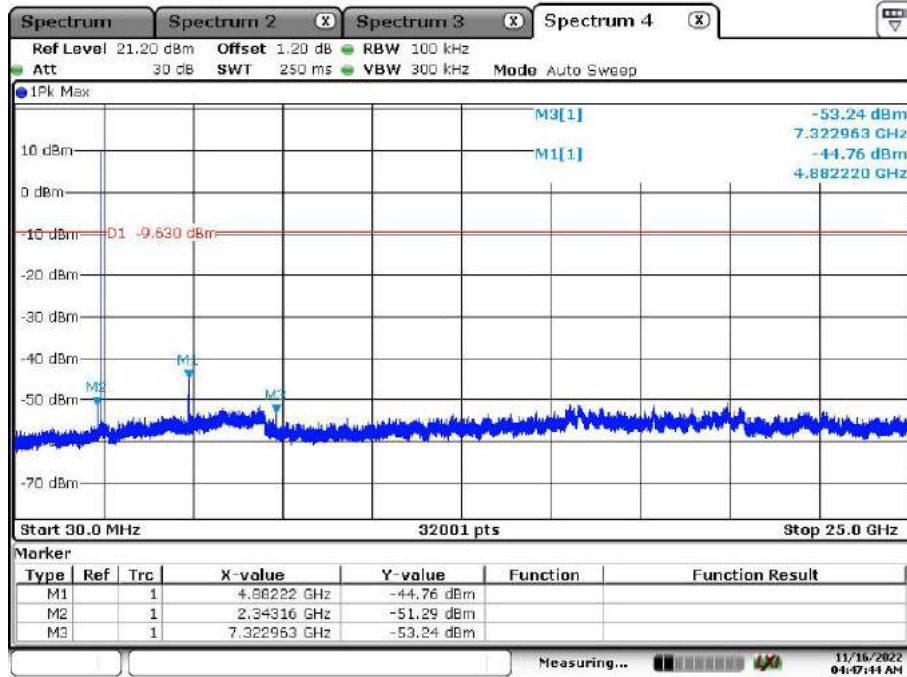


Date: 16.NOV.2022 01:43:57

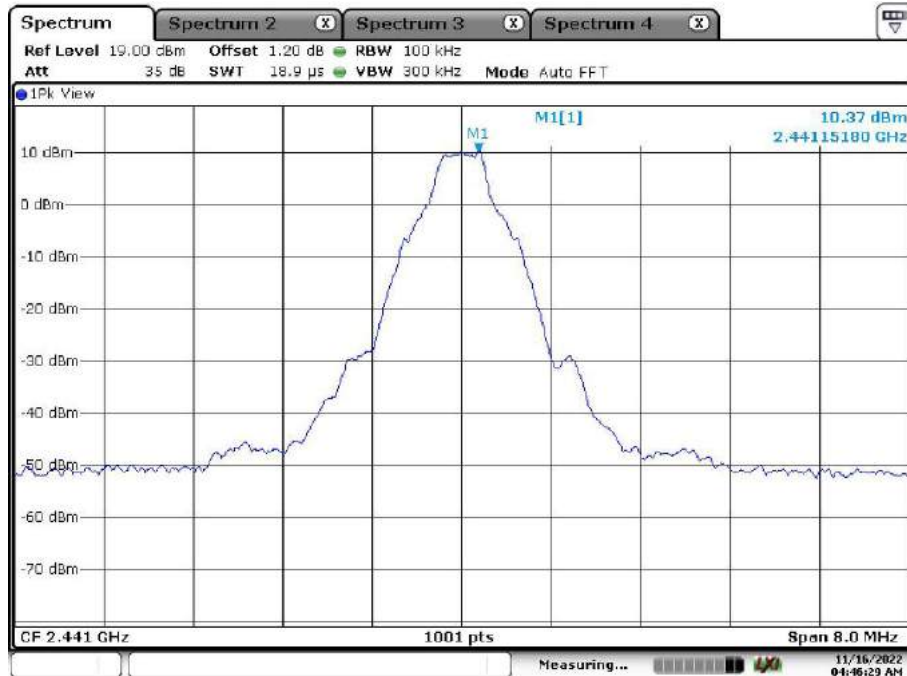


Date: 16.NOV.2022 01:42:26

Middle Channel

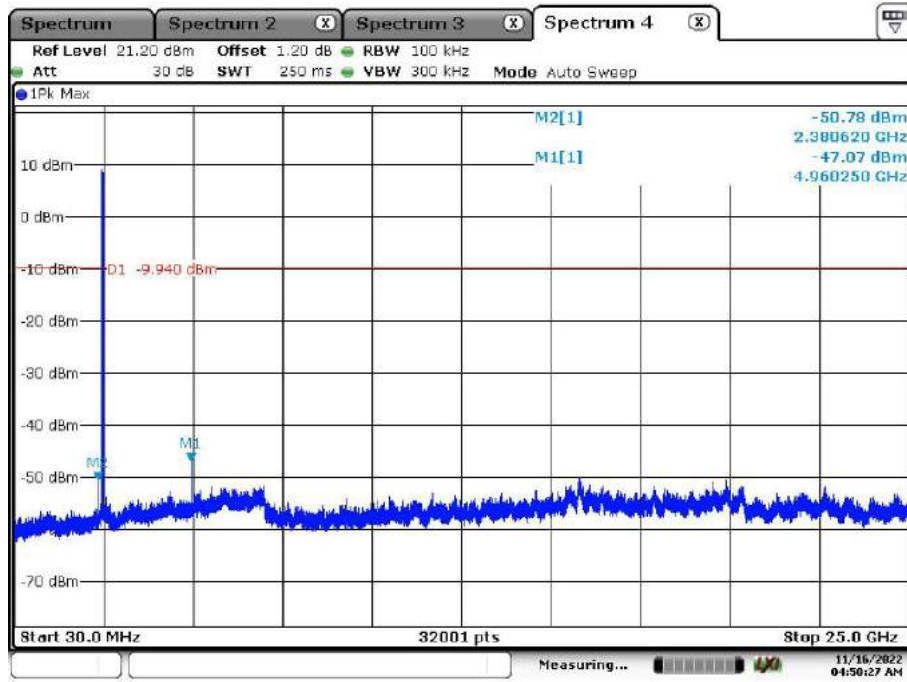


Date: 16.NOV.2022 04:47:41

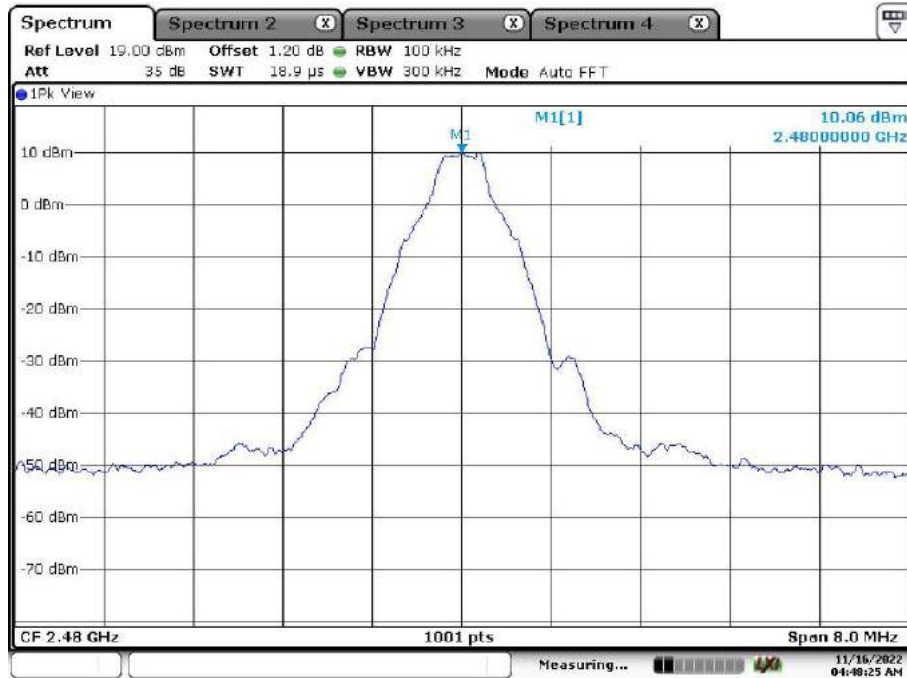


Date: 16.NOV.2022 04:46:29

High Channel

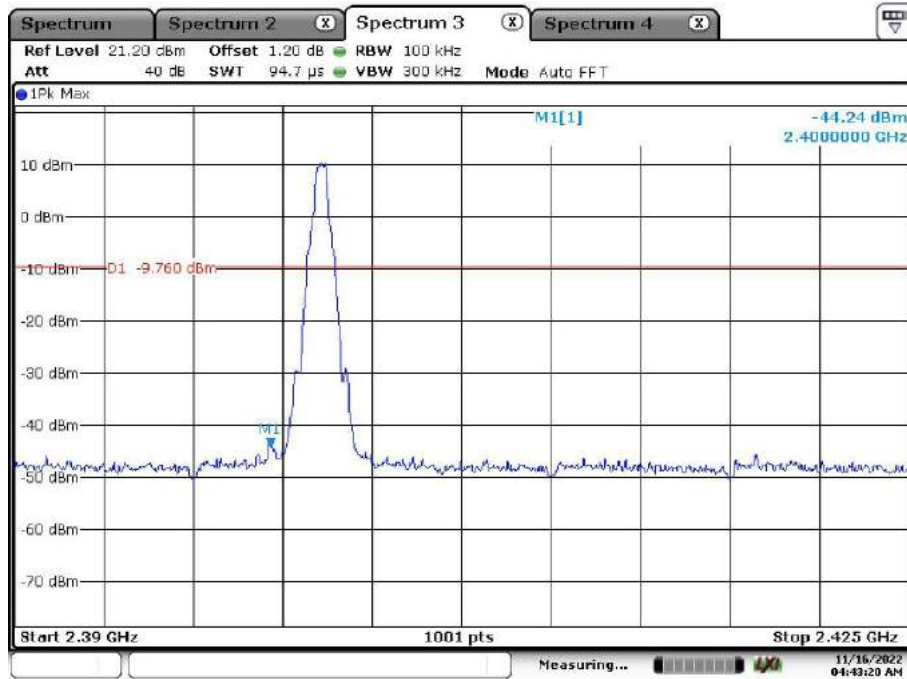


Date: 16.NOV.2022 04:50:28



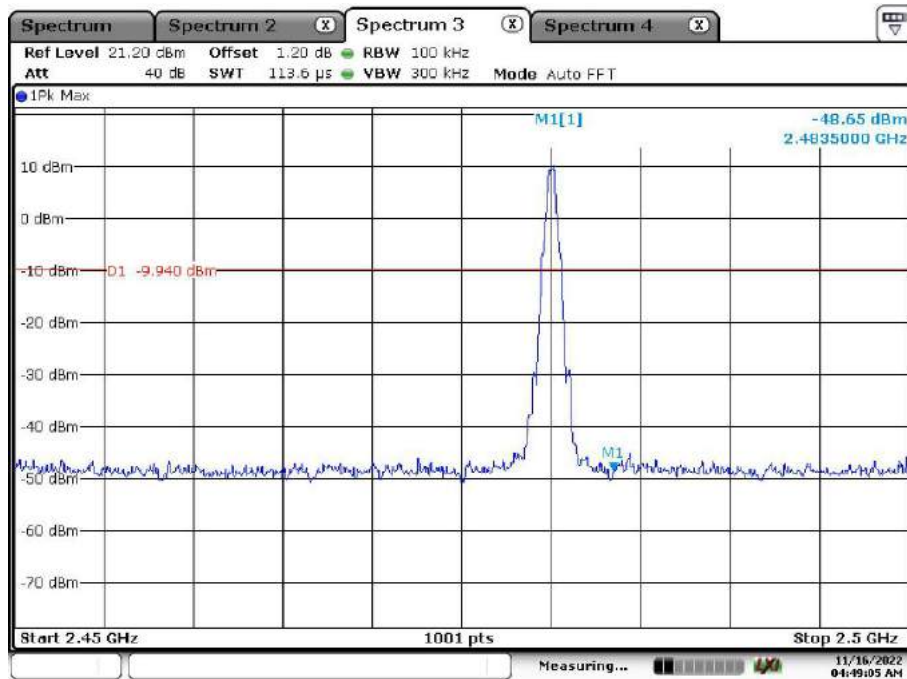
Date: 16.NOV.2022 04:48:25

Band Edge, Low Channel



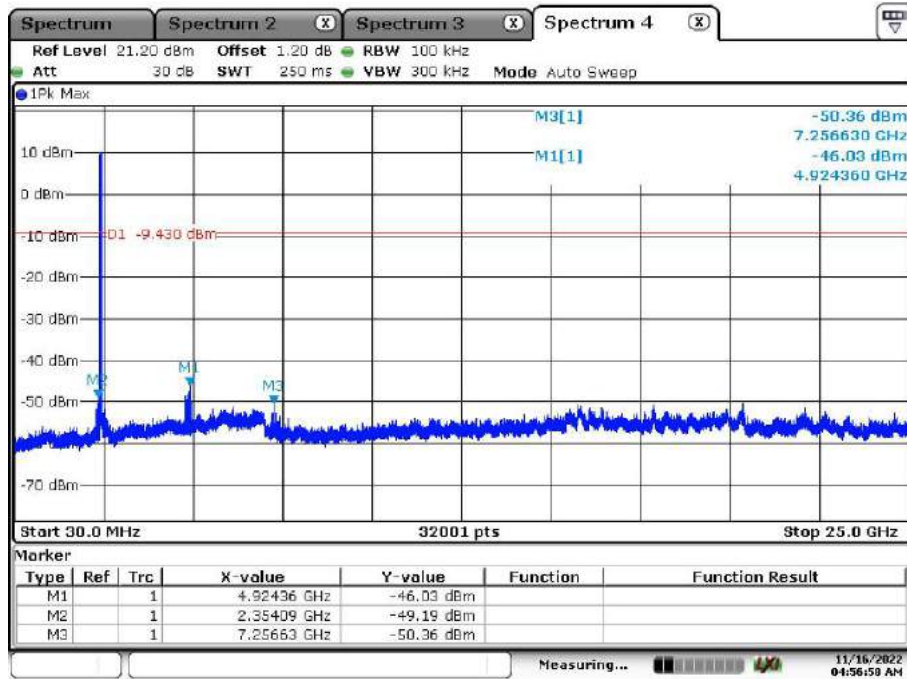
Date: 16.NOV.2022 01:43:20

Band Edge, High Channel

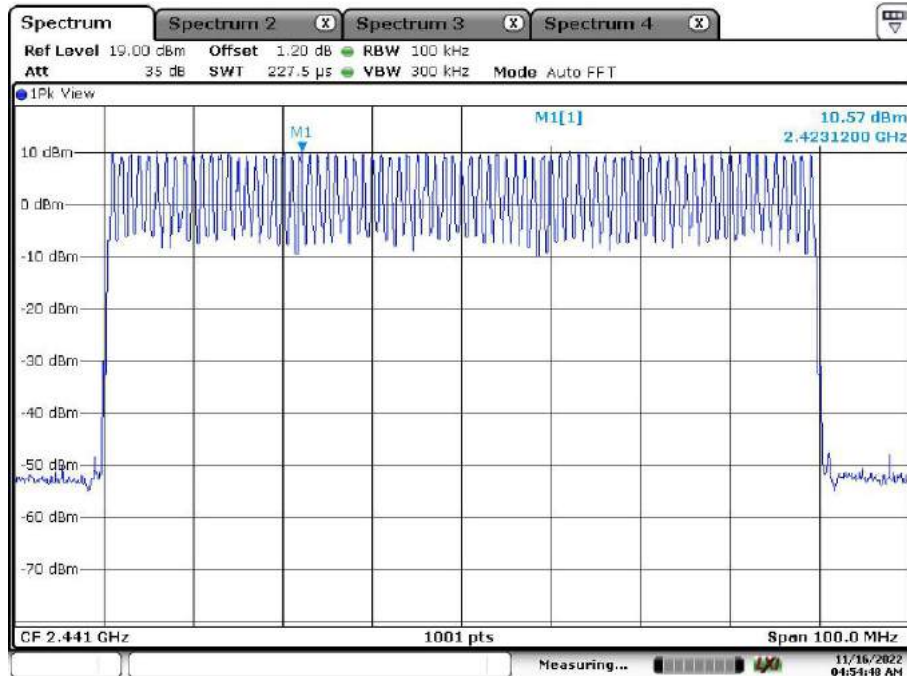


Date: 16.NOV.2022 01:49:05

Hopping Mode

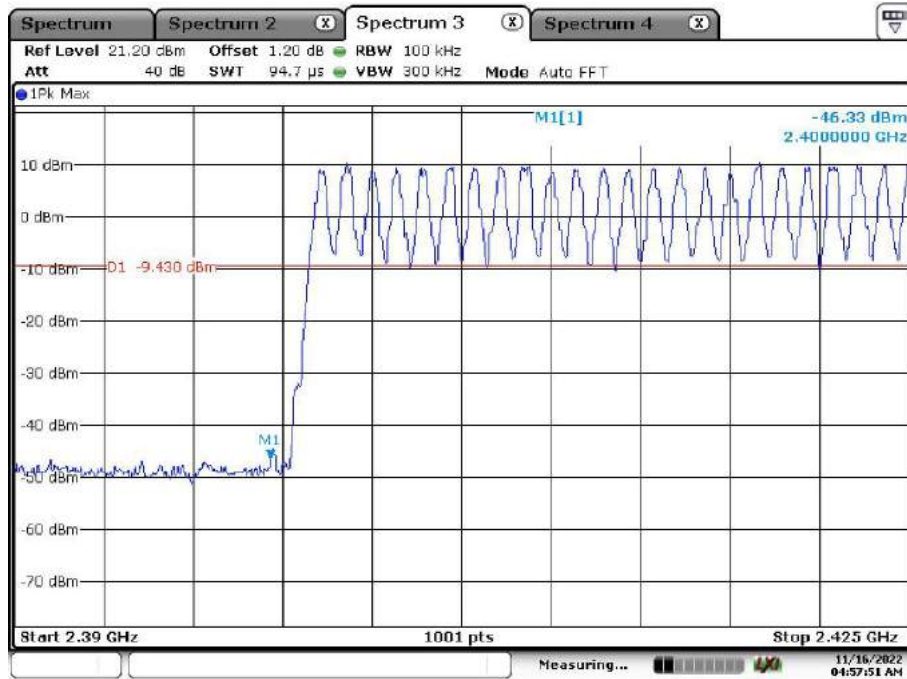


Date: 16.NOV.2022 01:56:58



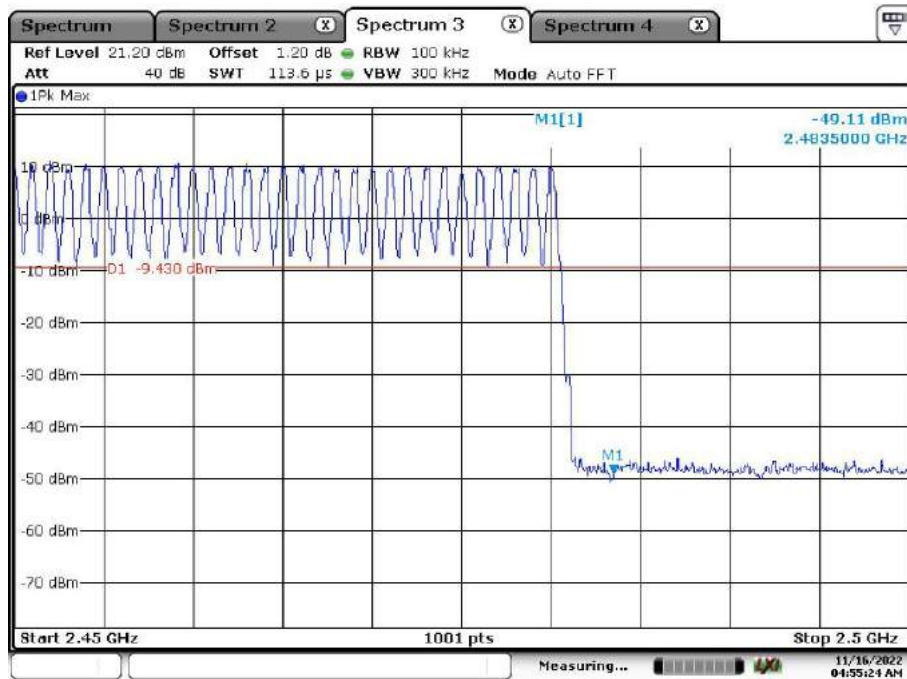
Date: 16.NOV.2022 01:54:49

Band Edge, Hopping Mode, Low Channel



Date: 16.NOV.2022 04:57:51

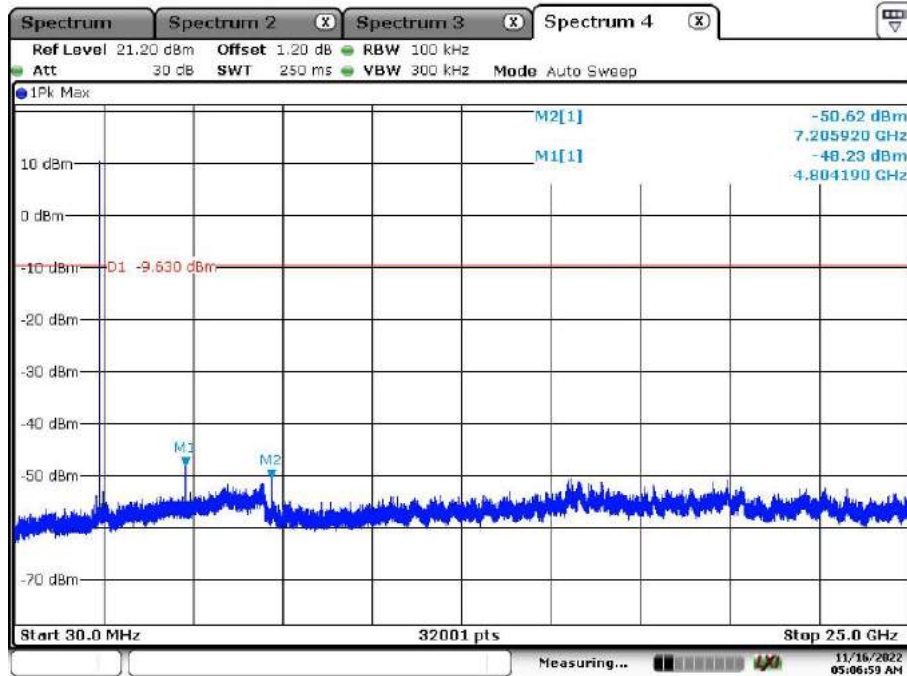
Band Edge, Hopping Mode, High Channel



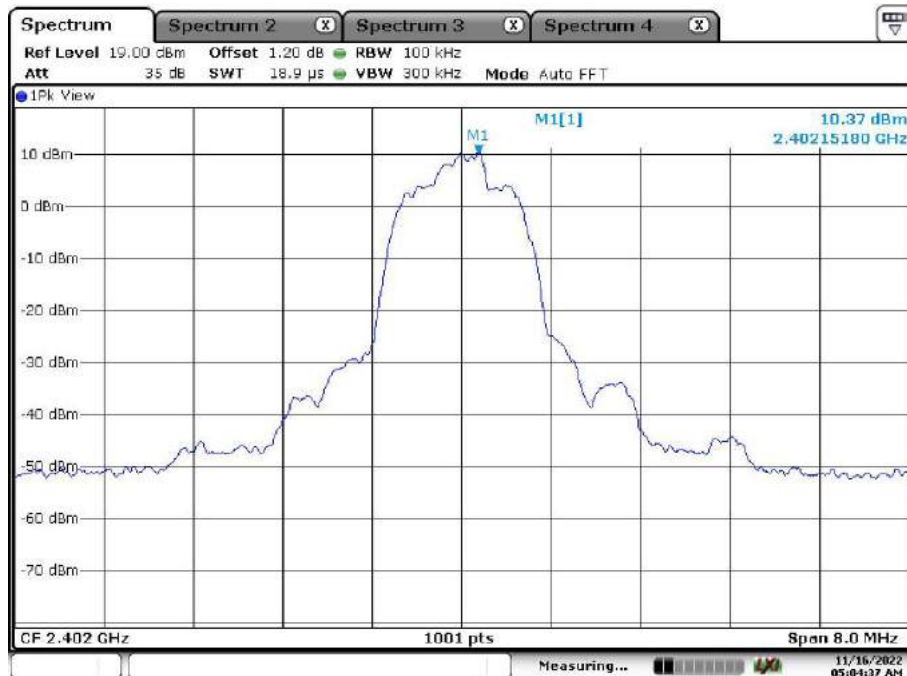
Date: 16.NOV.2022 04:55:24

EDR mode (8DPSK)

Low Channel

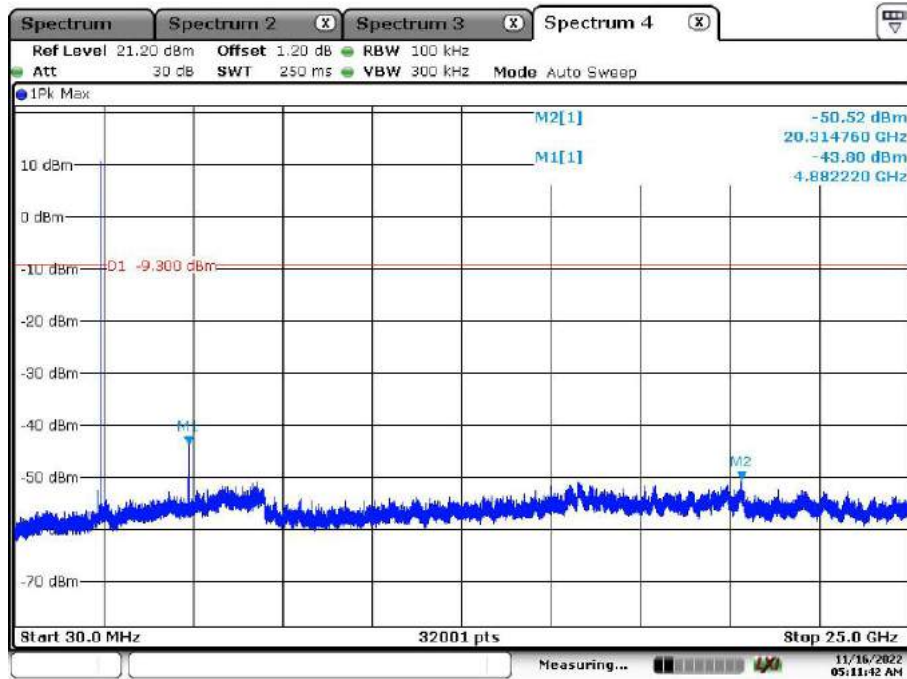


Date: 16.NOV.2022 05:06:59

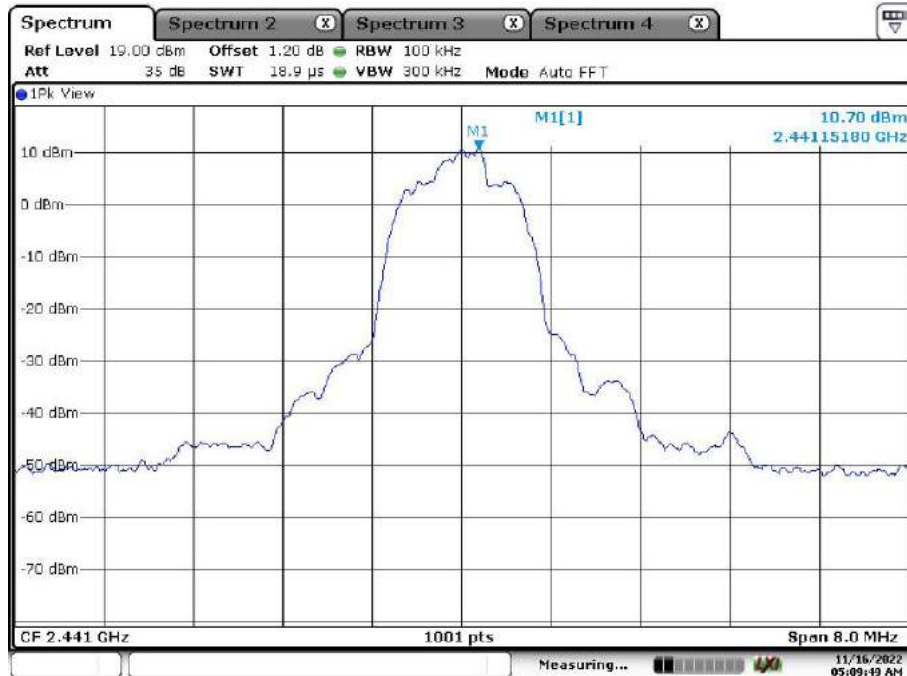


Date: 16.NOV.2022 05:04:37

Middle Channel

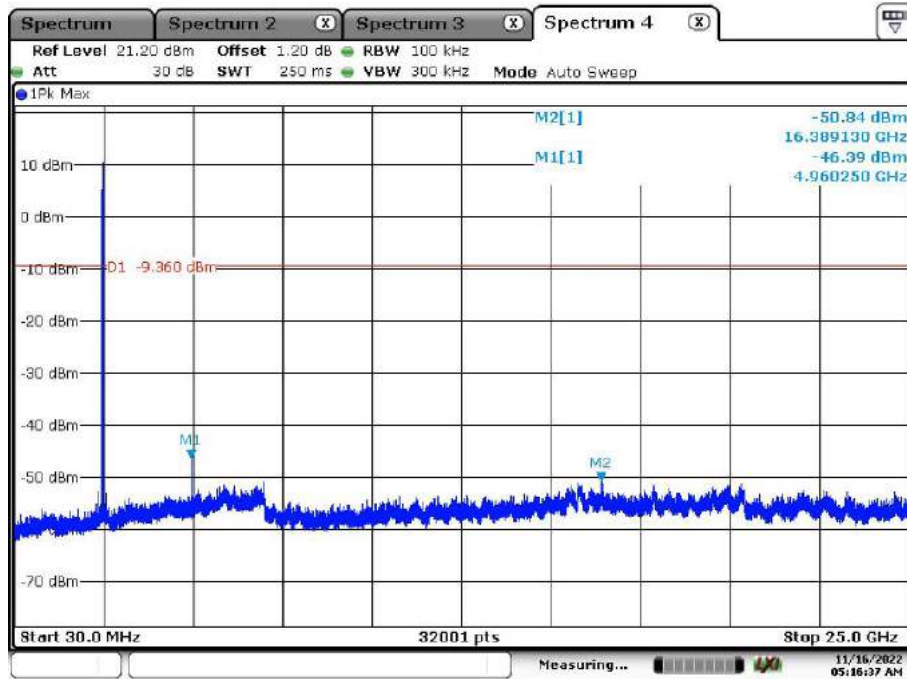


Date: 16.NOV.2022 05:11:42

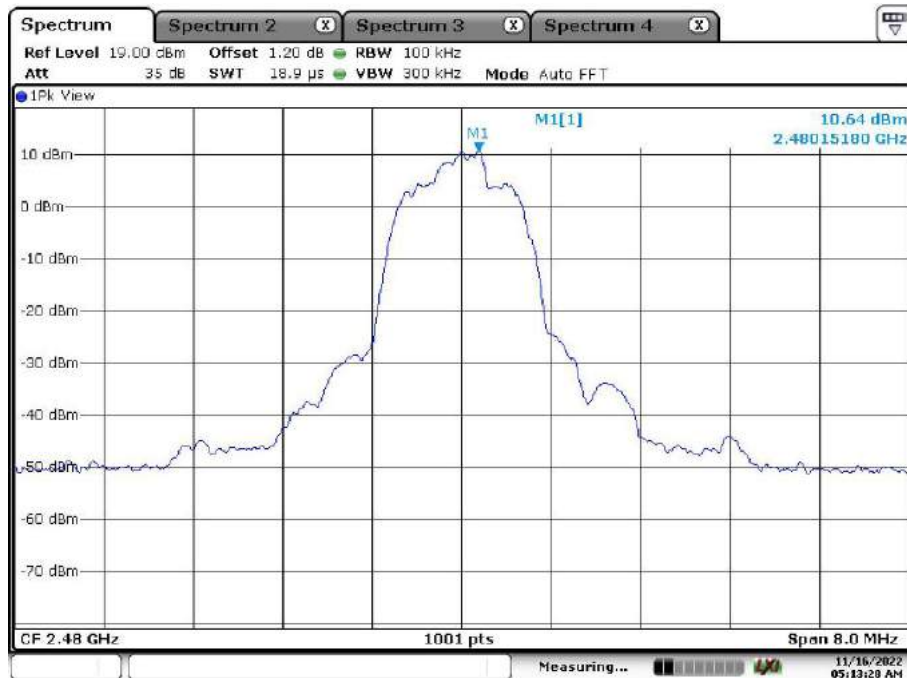


Date: 16.NOV.2022 05:09:50

High Channel

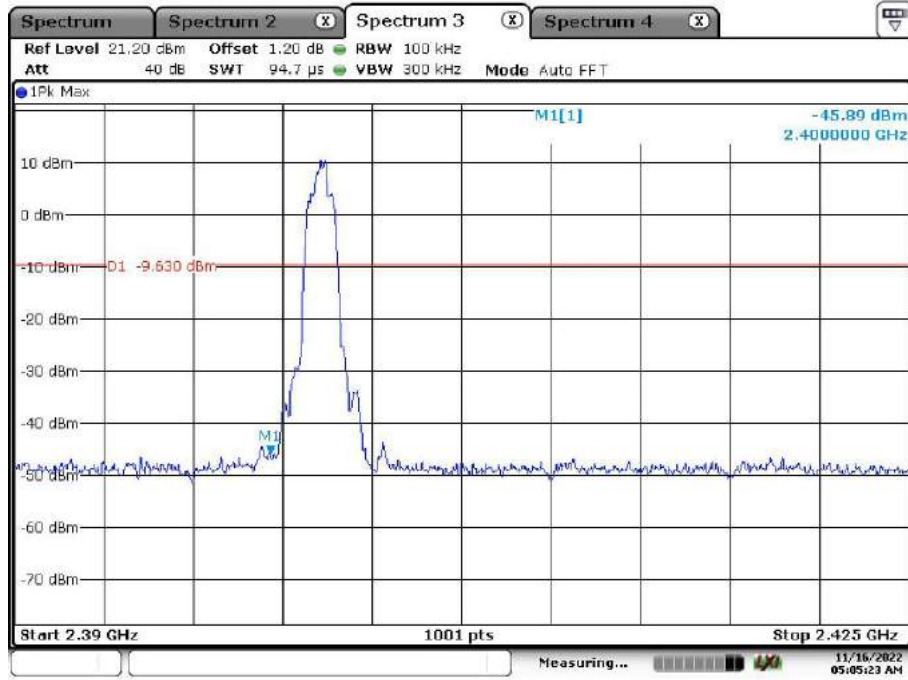


Date: 16.NOV.2022 05:16:38



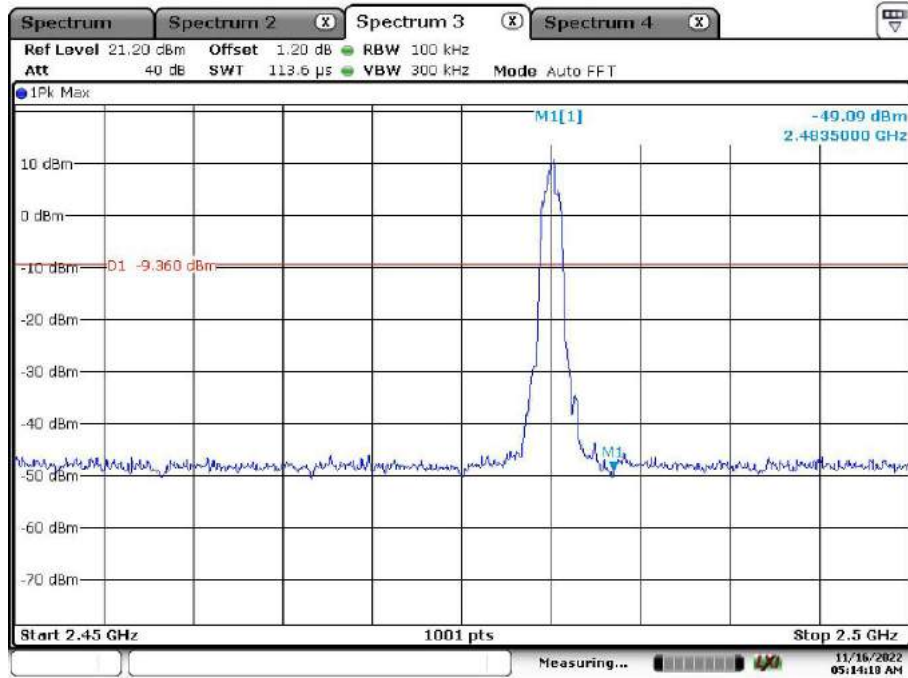
Date: 16.NOV.2022 05:13:28

Band Edge, Low Channel



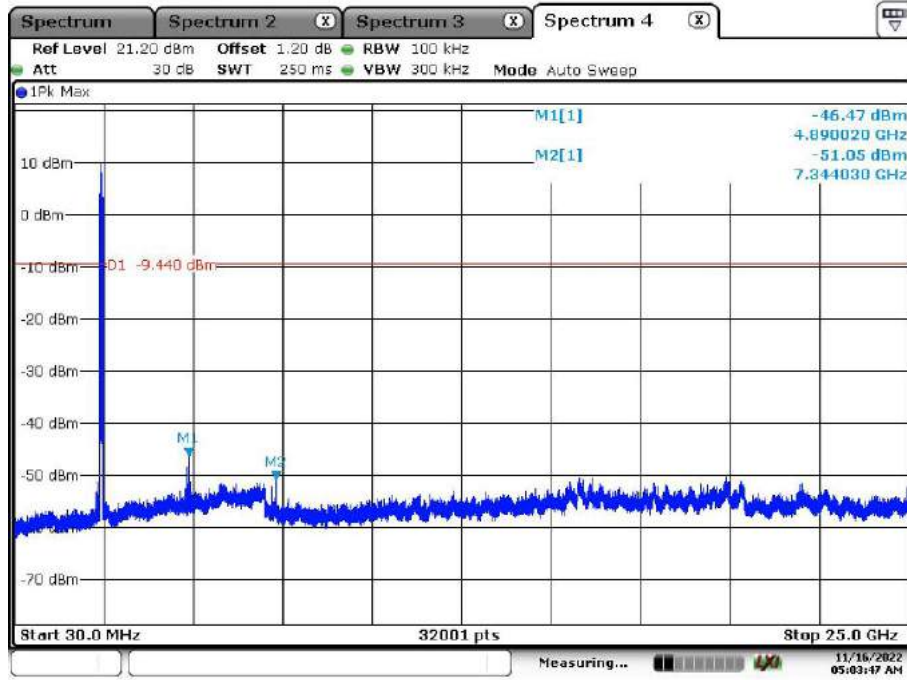
Date: 16.NOV.2022 05:05:23

Band Edge, High Channel

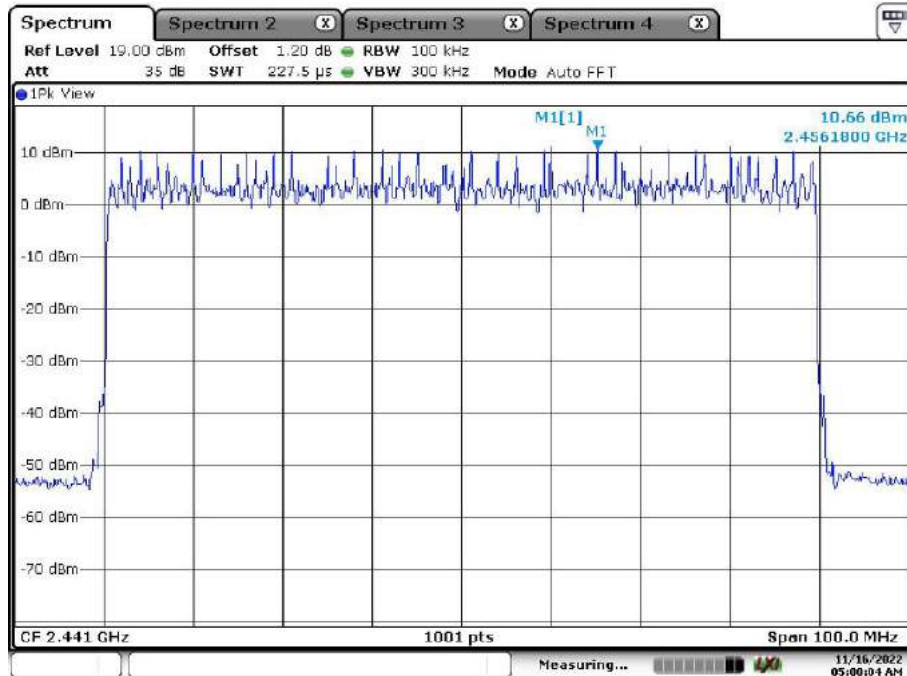


Date: 16.NOV.2022 05:14:18

Hopping Mode

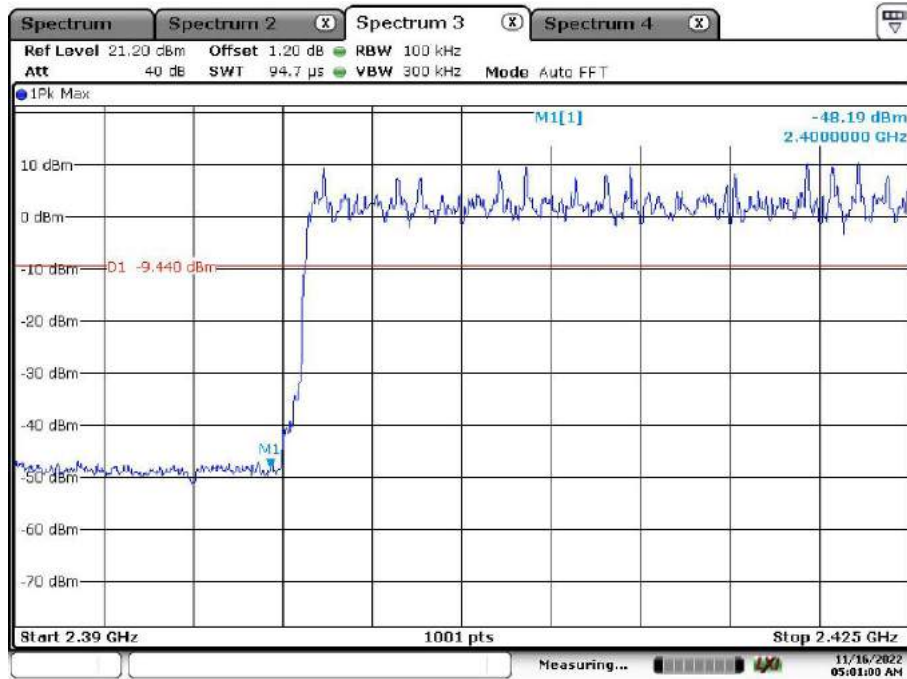


Date: 16.NOV.2022 05:03:47

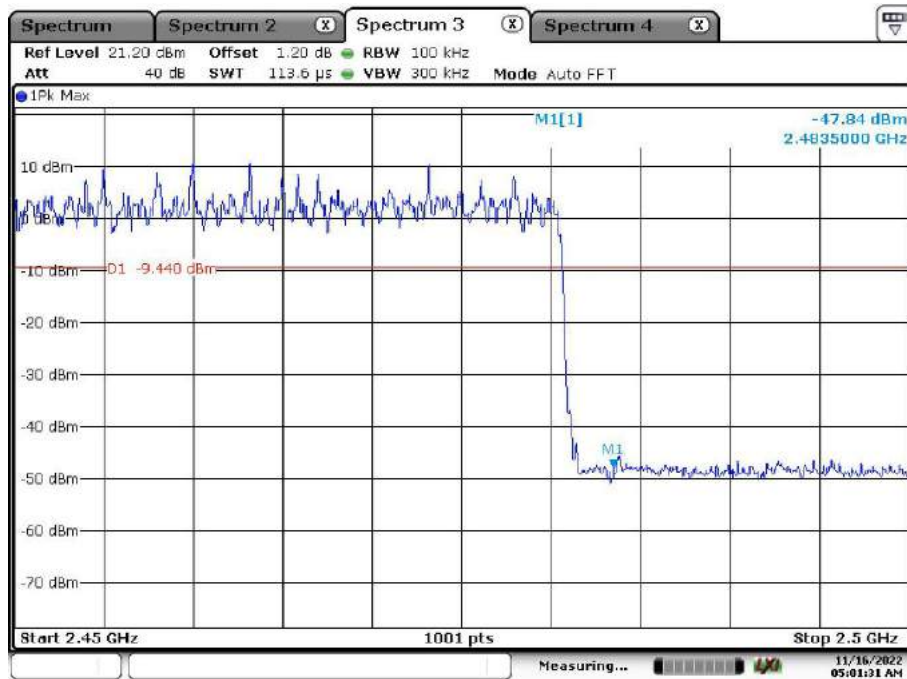


Date: 16.NOV.2022 05:00:04

Band Edge, Hopping Mode, Low Channel



Band Edge, Hopping Mode, High Channel



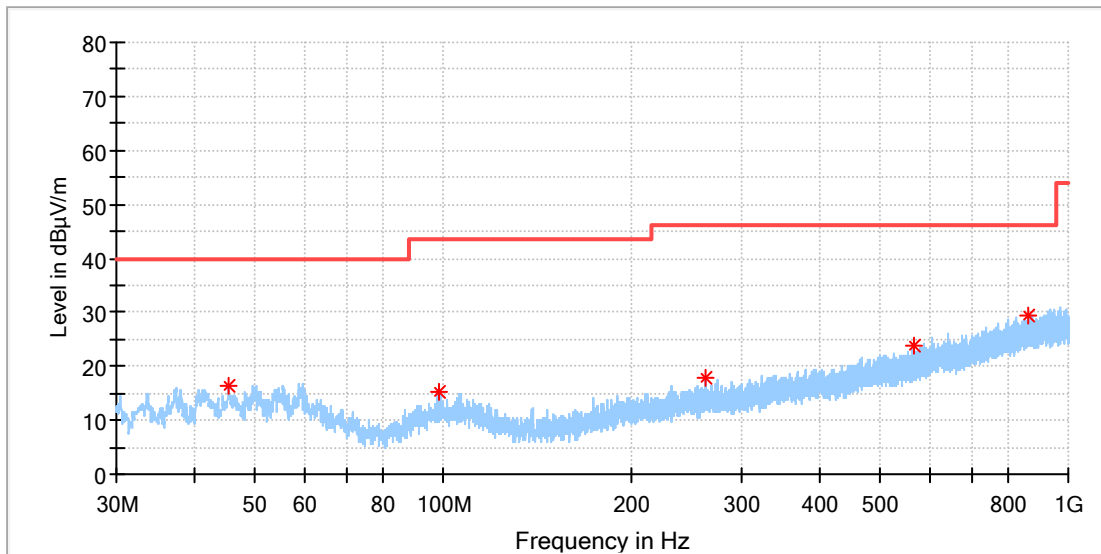
Appendix C.8: Test Results of Radiated Spurious Emissions

Note: 1. Testing was carried out within frequency range 9kHz to the tenth harmonics. The measurement results below 30MHz and 18GHz - 26.5GHz were greater than 20dB below the limit, so only the radiated spurious emissions from 30MHz to 18GHz were reported. 2. This testing was carried out on different modulations, but only the worst case (GFSK) was presented in this report.

30MHz - 1GHz

EUT Information

EUT Name:	BLUETOOTH HEADSET
Model:	TUNE BEAM
Test Mode:	BR_DH5_Mid channel
Order No/Sample No:	168397656/A003363304-002
Test Voltage:	Battery
Remark:	Temp 23 Humi:58%
Test Standard:	FCC 15.247
Tested By:	Kei Zhang
Reviewed By:	Terry Yin

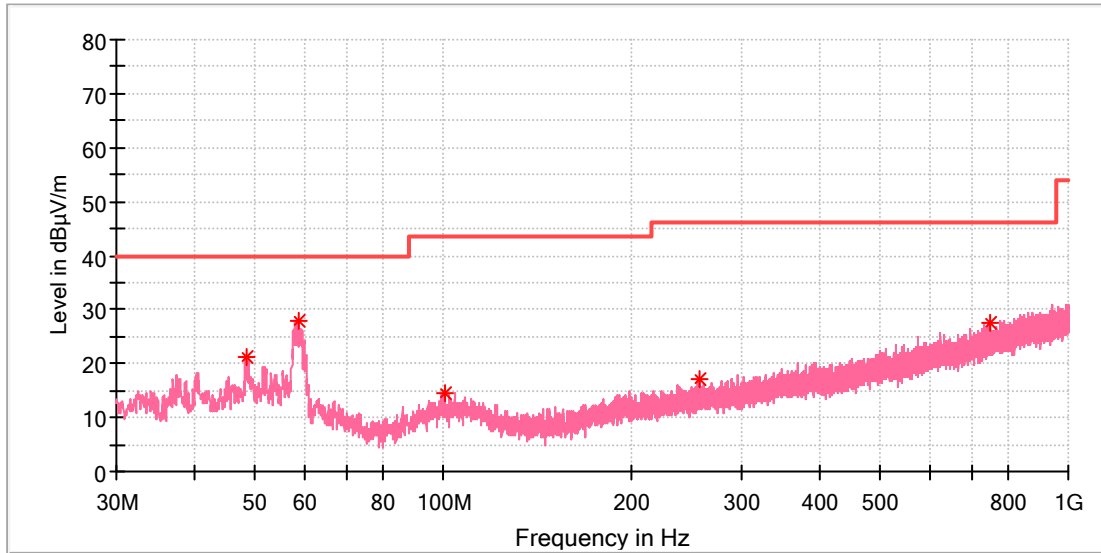


Critical Freqs

Frequency (MHz)	MaxPeak (dBµV/m)	Limit (dBµV/m)	Margin (dB)	Height (cm)	Pol	Azimuth (deg)	Corr. (dB/m)
45.326000	16.21	40.00	23.79	100.0	H	150.0	-18.8
98.821500	15.35	43.50	28.15	100.0	H	25.0	-19.2
262.848500	17.86	46.00	28.14	100.0	H	208.0	-17.0
566.555500	23.95	46.00	22.05	100.0	H	314.0	-10.6
861.144500	29.45	46.00	16.55	100.0	H	0.0	-5.3

EUT Information

EUT Name: BLUETOOTH HEADSET
 Model: TUNE BEAM
 Test Mode: BR_DH5_Mid channel
 Order No/Sample No: 168397656/A003363304-002
 Test Voltage: Battery
 Remark: Temp 23 Humi:58%
 Test Standard: FCC 15.247
 Tested By: Kei Zhang
 Reviewed By: Terry Yin



Critical Freqs

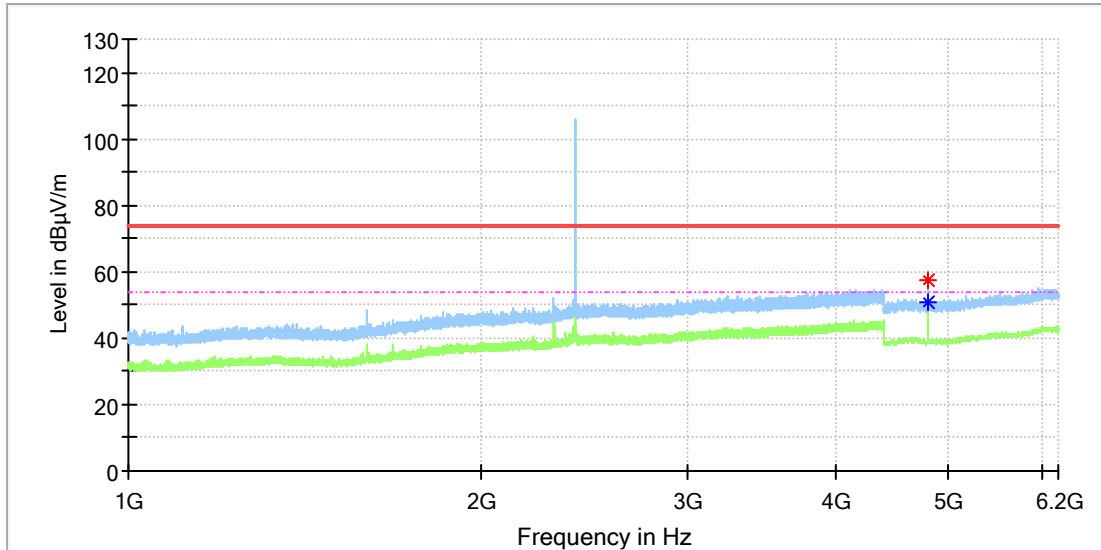
Frequency (MHz)	MaxPeak (dBµV/m)	Limit (dBµV/m)	Margin (dB)	Height (cm)	Pol	Azimuth (deg)	Corr. (dB/m)
48.333000	21.06	40.00	18.94	100.0	V	305.0	-18.4
58.663500	27.81	40.00	12.19	100.0	V	47.0	-18.8
100.858500	14.62	43.50	28.88	100.0	V	132.0	-19.0
256.737500	17.21	46.00	28.79	100.0	V	19.0	-17.1
747.315000	27.68	46.00	18.32	100.0	V	263.0	-7.2

1GHz - 18GHz

Note: The highest waveform in the figure is Bluetooth Fundamental.

EUT Information

EUT Name:	BLUETOOTH HEADSET
Model:	TUNE BEAM
Test Mode:	BR_DH5_Low channel
Order No/Sample No:	168397656/A003363304-002
Test Voltage:	Battery
Remark:	Temp 23 Humi:58%
Test Standard:	FCC 15.247
Tested By:	Kei Zhang
Reviewed By:	Terry Yin

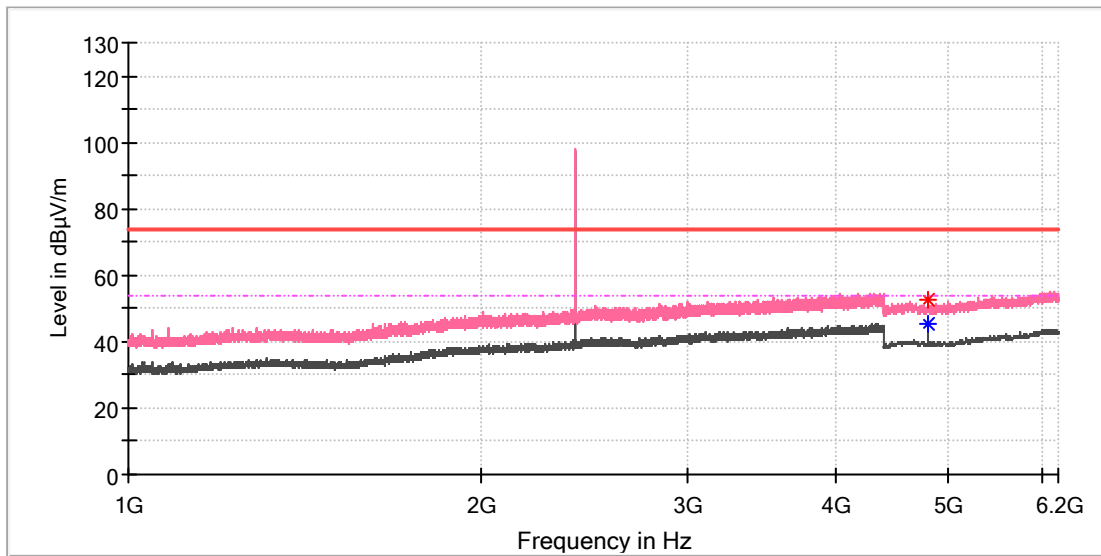


Critical Freqs

Frequency (MHz)	MaxPeak (dBµV/m)	Average (dBµV/m)	Limit (dBµV/m)	Margin (dB)	Height (cm)	Pol	Azimuth (deg)	Corr. (dB/m)
4804.000000	57.27	---	74.00	16.73	100.0	H	79.0	11.8
4804.000000	---	50.59	54.00	3.41	100.0	H	79.0	11.8

EUT Information

EUT Name: BLUETOOTH HEADSET
 Model: TUNE BEAM
 Test Mode: BR_DH5_Low channel
 Order No/Sample No: 168397656/A003363304-002
 Test Voltage: Battery
 Remark: Temp 23 Humi:58%
 Test Standard: FCC 15.247
 Tested By: Kei Zhang
 Reviewed By: Terry Yin

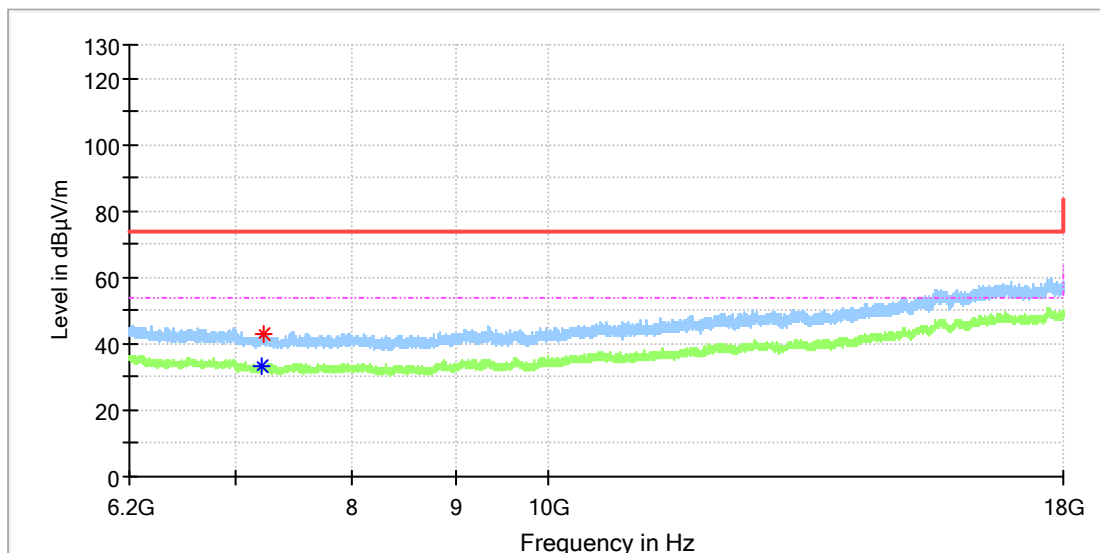


Critical Freqs

Frequency (MHz)	MaxPeak (dBµV/m)	Average (dBµV/m)	Limit (dBµV/m)	Margin (dB)	Height (cm)	Pol	Azimuth (deg)	Corr. (dB/m)
4804.000000	52.57	---	74.00	21.43	100.0	V	197.0	11.8
4804.000000	---	45.26	54.00	8.74	100.0	V	197.0	11.8

EUT Information

EUT Name:	BLUETOOTH HEADSET
Model:	TUNE BEAM
Test Mode:	BR_DH5_Low channel
Order No/Sample No:	168397656/A003363304-002
Test Voltage:	Battery
Remark:	Temp 23 Humi:58%
Test Standard:	FCC 15.247
Tested By:	Kei Zhang
Reviewed By:	Terry Yin

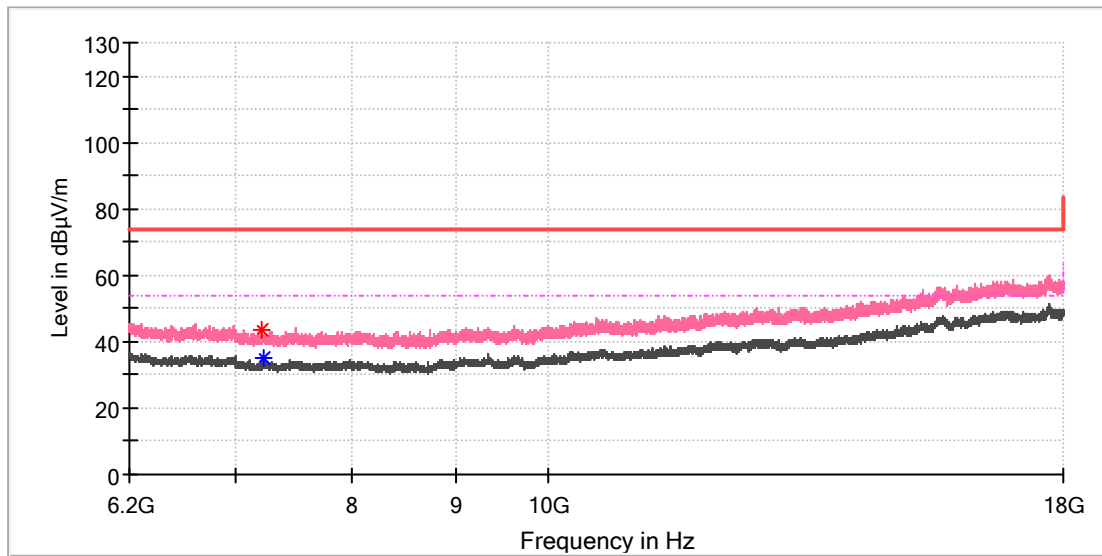


Critical Freqs

Frequency (MHz)	MaxPeak (dBµV/m)	Average (dBµV/m)	Limit (dBµV/m)	Margin (dB)	Height (cm)	Pol	Azimuth (deg)	Corr. (dB/m)
7214.800000	---	33.39	54.00	20.61	100.0	H	270.0	8.7
7221.683333	43.04	---	74.00	30.96	100.0	H	208.0	8.7

EUT Information

EUT Name:	BLUETOOTH HEADSET
Model:	TUNE BEAM
Test Mode:	BR_DH5_Low channel
Order No/Sample No:	168397656/A003363304-002
Test Voltage:	Battery
Remark:	Temp 23 Humi:58%
Test Standard:	FCC 15.247
Tested By:	Kei Zhang
Reviewed By:	Terry Yin

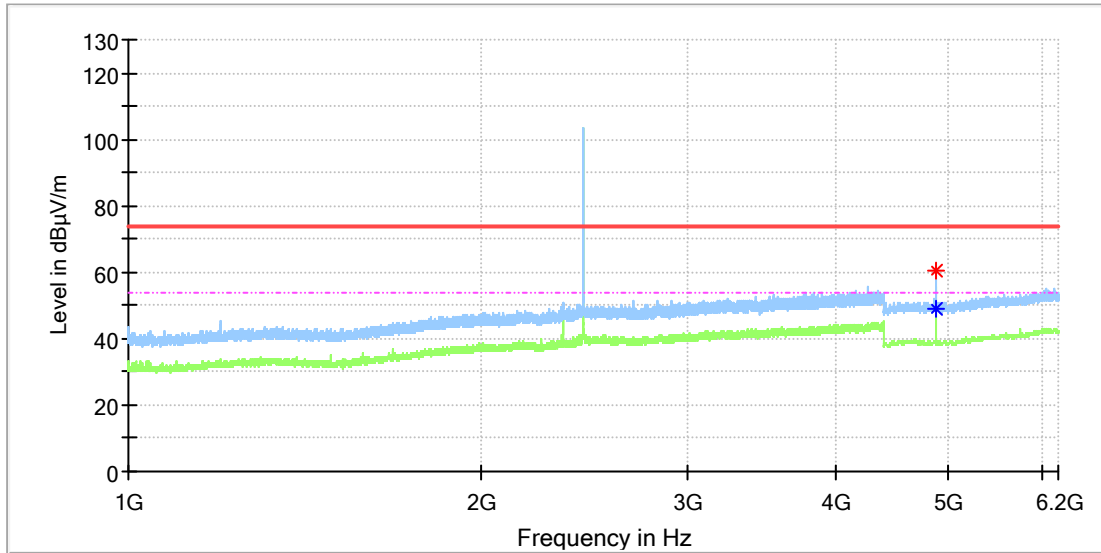


Critical Freqs

Frequency (MHz)	MaxPeak (dBµV/m)	Average (dBµV/m)	Limit (dBµV/m)	Margin (dB)	Height (cm)	Pol	Azimuth (deg)	Corr. (dB/m)
7216.275000	43.48	---	74.00	30.52	100.0	V	340.0	8.7
7229.550000	---	34.82	54.00	19.18	100.0	V	275.0	8.6

EUT Information

EUT Name: BLUETOOTH HEADSET
 Model: TUNE BEAM
 Test Mode: BR_DH5_Mid channel
 Order No/Sample No: 168397656/A003363304-002
 Test Voltage: Battery
 Remark: Temp 23 Humi:58%
 Test Standard: FCC 15.247
 Tested By: Kei Zhang
 Reviewed By: Terry Yin

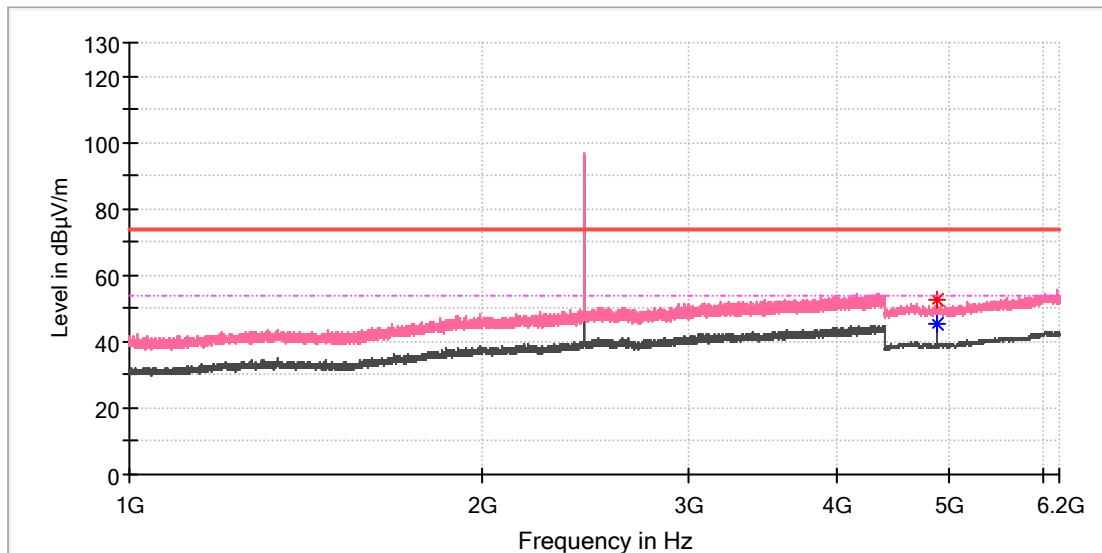


Critical Freqs

Frequency (MHz)	MaxPeak (dBµV/m)	Average (dBµV/m)	Limit (dBµV/m)	Margin (dB)	Height (cm)	Pol	Azimuth (deg)	Corr. (dB/m)
4881.000000	---	49.24	54.00	4.76	100.0	H	177.0	11.8
4882.000000	60.68	---	74.00	13.32	100.0	H	185.0	11.8

EUT Information

EUT Name: BLUETOOTH HEADSET
 Model: TUNE BEAM
 Test Mode: BR_DH5_Mid channel
 Order No/Sample No: 168397656/A003363304-002
 Test Voltage: Battery
 Remark: Temp 23 Humi:58%
 Test Standard: FCC 15.247
 Tested By: Kei Zhang
 Reviewed By: Terry Yin

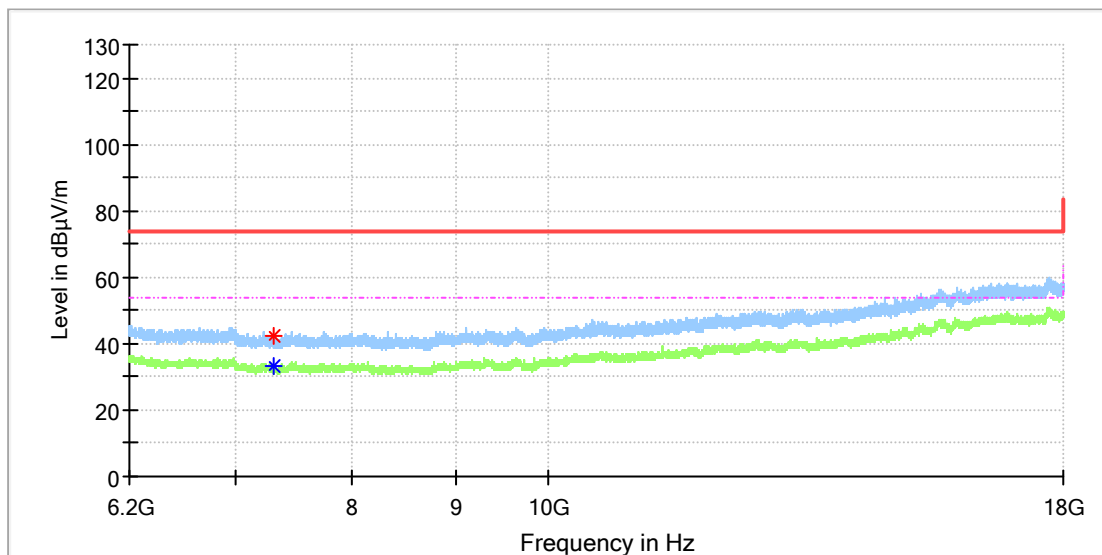


Critical Freqs

Frequency (MHz)	MaxPeak (dBµV/m)	Average (dBµV/m)	Limit (dBµV/m)	Margin (dB)	Height (cm)	Pol	Azimuth (deg)	Corr. (dB/m)
4882.000000	52.77	---	74.00	21.23	100.0	V	320.0	11.8
4882.000000	---	45.19	54.00	8.81	100.0	V	320.0	11.8

EUT Information

EUT Name:	BLUETOOTH HEADSET
Model:	TUNE BEAM
Test Mode:	BR_DH5_Mid channel
Order No/Sample No:	168397656/A003363304-002
Test Voltage:	Battery
Remark:	Temp 23 Humi:58%
Test Standard:	FCC 15.247
Tested By:	Kei Zhang
Reviewed By:	Terry Yin

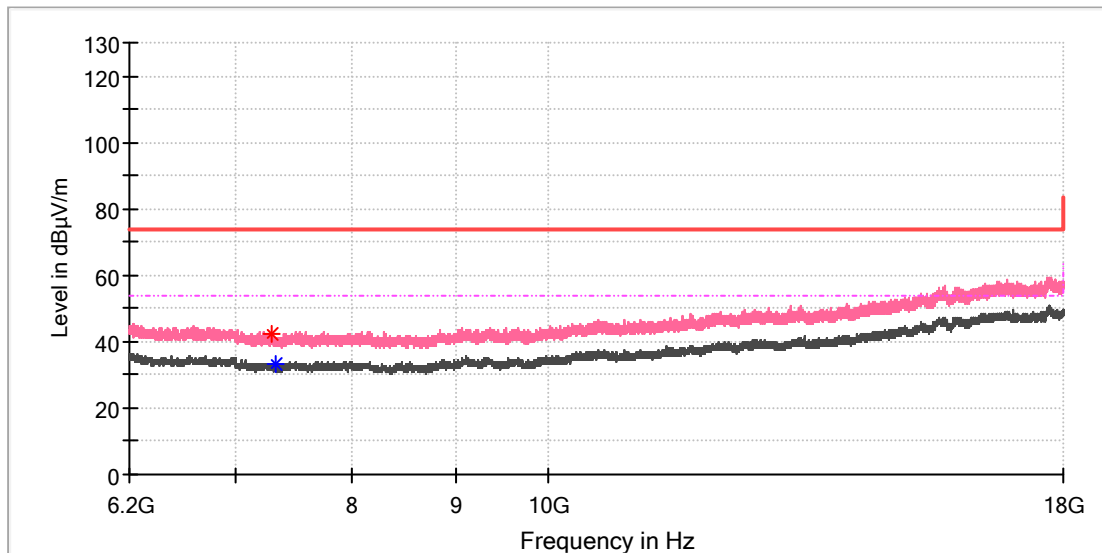


Critical Freqs

Frequency (MHz)	MaxPeak (dBµV/m)	Average (dBµV/m)	Limit (dBµV/m)	Margin (dB)	Height (cm)	Pol	Azimuth (deg)	Corr. (dB/m)
7309.691667	42.35	---	74.00	31.65	100.0	H	149.0	8.2
7314.116667	---	33.14	54.00	20.86	100.0	H	112.0	8.2

EUT Information

EUT Name:	BLUETOOTH HEADSET
Model:	TUNE BEAM
Test Mode:	BR_DH5_Mid channel
Order No/Sample No:	168397656/A003363304-002
Test Voltage:	Battery
Remark:	Temp 23 Humi:58%
Test Standard:	FCC 15.247
Tested By:	Kei Zhang
Reviewed By:	Terry Yin

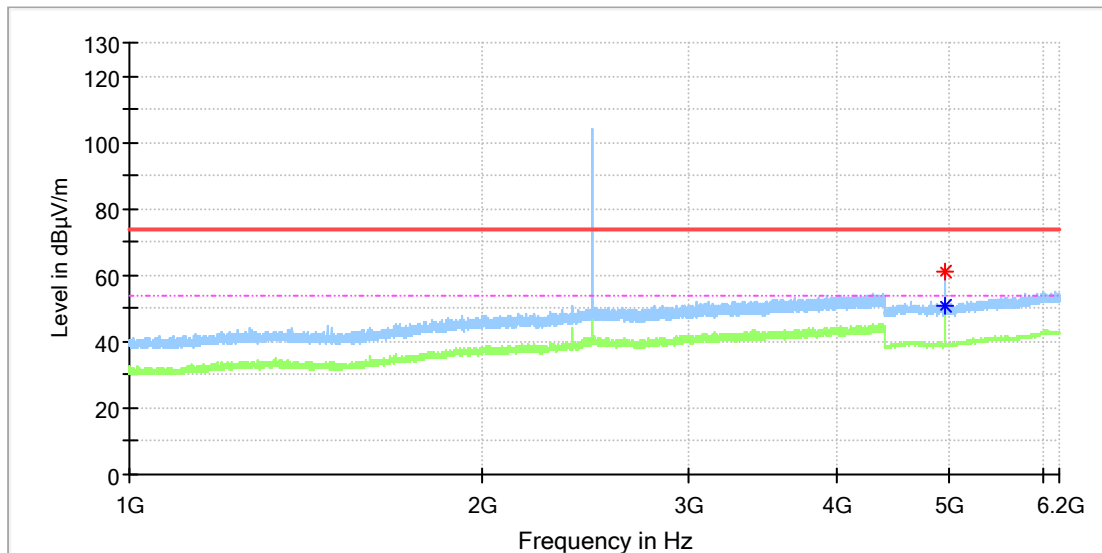


Critical Freqs

Frequency (MHz)	MaxPeak (dBµV/m)	Average (dBµV/m)	Limit (dBµV/m)	Margin (dB)	Height (cm)	Pol	Azimuth (deg)	Corr. (dB/m)
7300.350000	42.41	---	74.00	31.59	100.0	V	196.0	8.3
7318.541667	---	33.28	54.00	20.72	100.0	V	81.0	8.2

EUT Information

EUT Name:	BLUETOOTH HEADSET
Model:	TUNE BEAM
Test Mode:	BR_DH5_High channel
Order No/Sample No:	168397656/A003363304-002
Test Voltage:	Battery
Remark:	Temp 23 Humi:58%
Test Standard:	FCC 15.247
Tested By:	Kei Zhang
Reviewed By:	Terry Yin

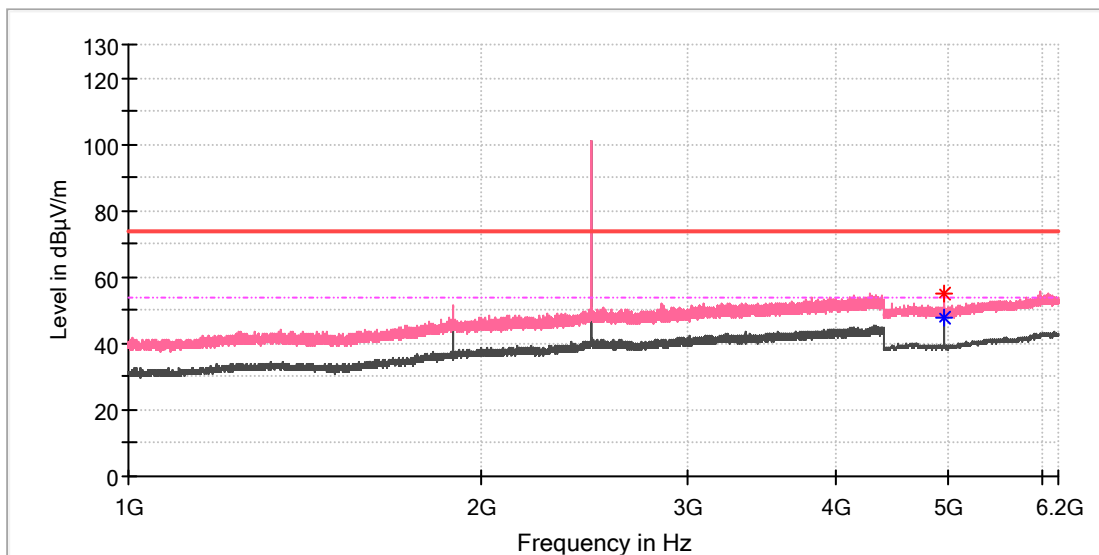


Critical Freqs

Frequency (MHz)	MaxPeak (dBµV/m)	Average (dBµV/m)	Limit (dBµV/m)	Margin (dB)	Height (cm)	Pol	Azimuth (deg)	Corr. (dB/m)
4960.000000	61.35	---	74.00	12.65	100.0	H	39.0	11.8
4960.500000	---	50.65	54.00	3.35	100.0	H	39.0	11.8

EUT Information

EUT Name:	BLUETOOTH HEADSET
Model:	TUNE BEAM
Test Mode:	BR_DH5_High channel
Order No/Sample No:	168397656/A003363304-002
Test Voltage:	Battery
Remark:	Temp 23 Humi:58%
Test Standard:	FCC 15.247
Tested By:	Kei Zhang
Reviewed By:	Terry Yin

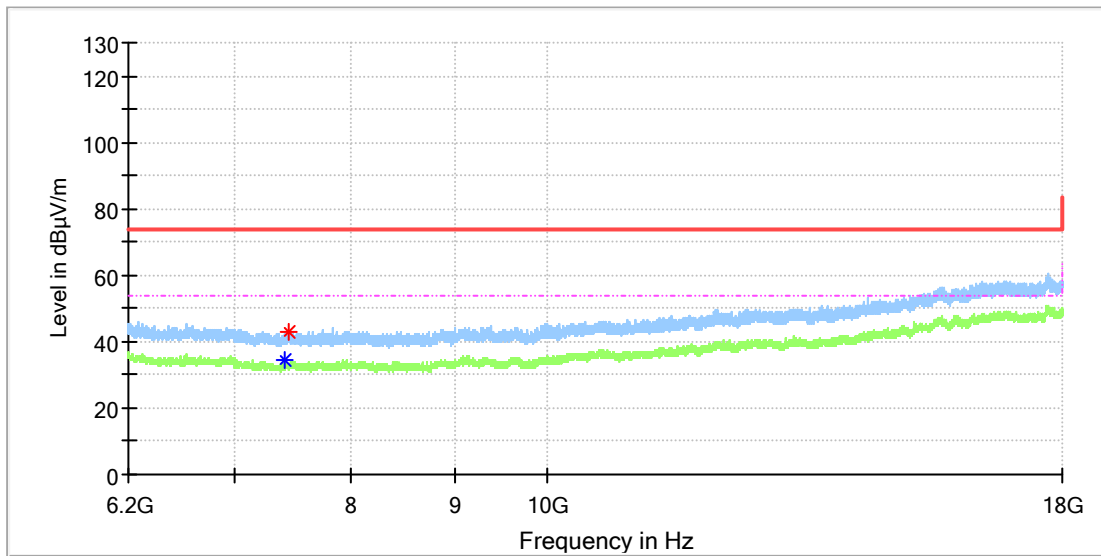


Critical Freqs

Frequency (MHz)	MaxPeak (dBµV/m)	Average (dBµV/m)	Limit (dBµV/m)	Margin (dB)	Height (cm)	Pol	Azimuth (deg)	Corr. (dB/m)
4960.000000	54.99	---	74.00	19.01	100.0	V	245.0	11.8
4960.000000	---	47.55	54.00	6.45	100.0	V	245.0	11.8

EUT Information

EUT Name:	BLUETOOTH HEADSET
Model:	TUNE BEAM
Test Mode:	BR_DH5_High channel
Order No/Sample No:	168397656/A003363304-002
Test Voltage:	Battery
Remark:	Temp 23 Humi:58%
Test Standard:	FCC 15.247
Tested By:	Kei Zhang
Reviewed By:	Terry Yin

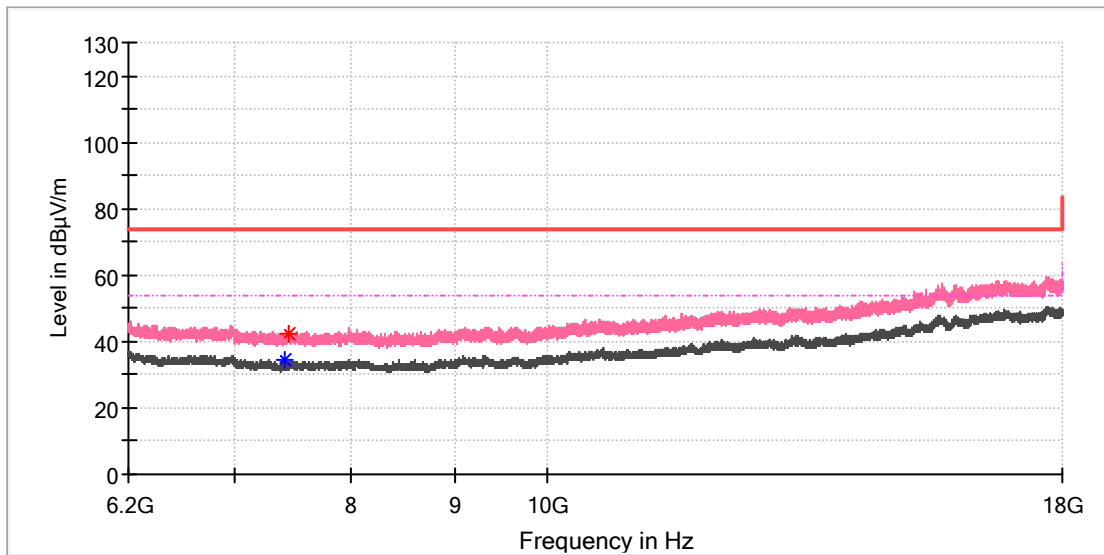


Critical Freqs

Frequency (MHz)	MaxPeak (dBµV/m)	Average (dBµV/m)	Limit (dBµV/m)	Margin (dB)	Height (cm)	Pol	Azimuth (deg)	Corr. (dB/m)
7417.858333	---	34.21	54.00	19.79	100.0	H	8.0	8.3
7448.833333	43.13	---	74.00	30.87	100.0	H	216.0	8.5

EUT Information

EUT Name:	BLUETOOTH HEADSET
Model:	TUNE BEAM
Test Mode:	BR_DH5_High channel
Order No/Sample No:	168397656/A003363304-002
Test Voltage:	Battery
Remark:	Temp 23 Humi:58%
Test Standard:	FCC 15.247
Tested By:	Kei Zhang
Reviewed By:	Terry Yin



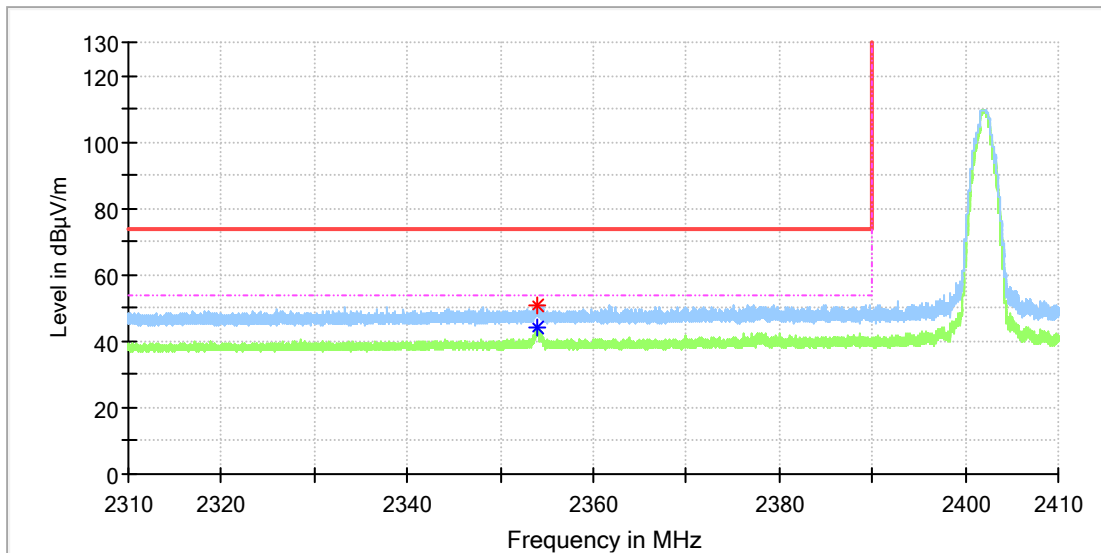
Critical Freqs

Frequency (MHz)	MaxPeak (dBµV/m)	Average (dBµV/m)	Limit (dBµV/m)	Margin (dB)	Height (cm)	Pol	Azimuth (deg)	Corr. (dB/m)
7410.975000	---	34.30	54.00	19.70	100.0	V	125.0	8.3
7448.833333	42.19	---	74.00	31.81	100.0	V	348.0	8.5

Appendix C.9: Test Results of Radiated Emissions in Restricted Bands

EUT Information

EUT Name:	BLUETOOTH HEADSET
Model:	TUNE BEAM
Test Mode:	BR_DH5_Low channel
Order No/Sample No:	168397656/A003363304-002
Test Voltage:	Battery
Remark:	Temp 23 Humi:58%
Test Standard:	FCC 15.247
Tested By:	Kei Zhang
Reviewed By:	Terry Yin

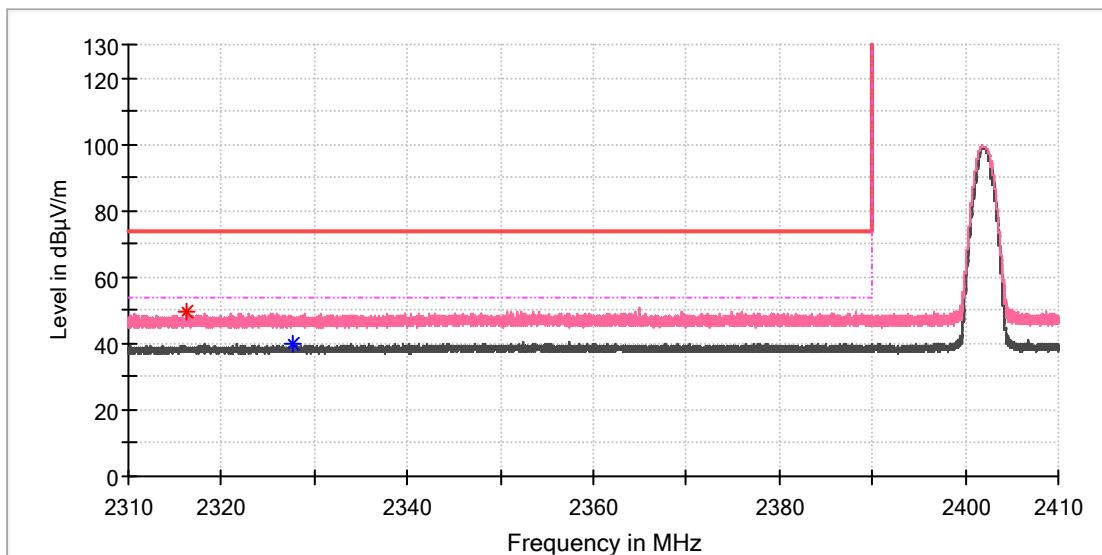


Critical Freqs

Frequency (MHz)	MaxPeak (dBµV/m)	Average (dBµV/m)	Limit (dBµV/m)	Margin (dB)	Height (cm)	Pol	Azimuth (deg)	Corr. (dB/m)
2353.950000	---	44.33	54.00	9.67	100.0	H	31.0	6.9
2354.015000	50.79	---	74.00	23.21	100.0	H	17.0	6.9

EUT Information

EUT Name:	BLUETOOTH HEADSET
Model:	TUNE BEAM
Test Mode:	BR_DH5_Low channel
Order No/Sample No:	168397656/A003363304-002
Test Voltage:	Battery
Remark:	Temp 23 Humi:58%
Test Standard:	FCC 15.247
Tested By:	Kei Zhang
Reviewed By:	Terry Yin

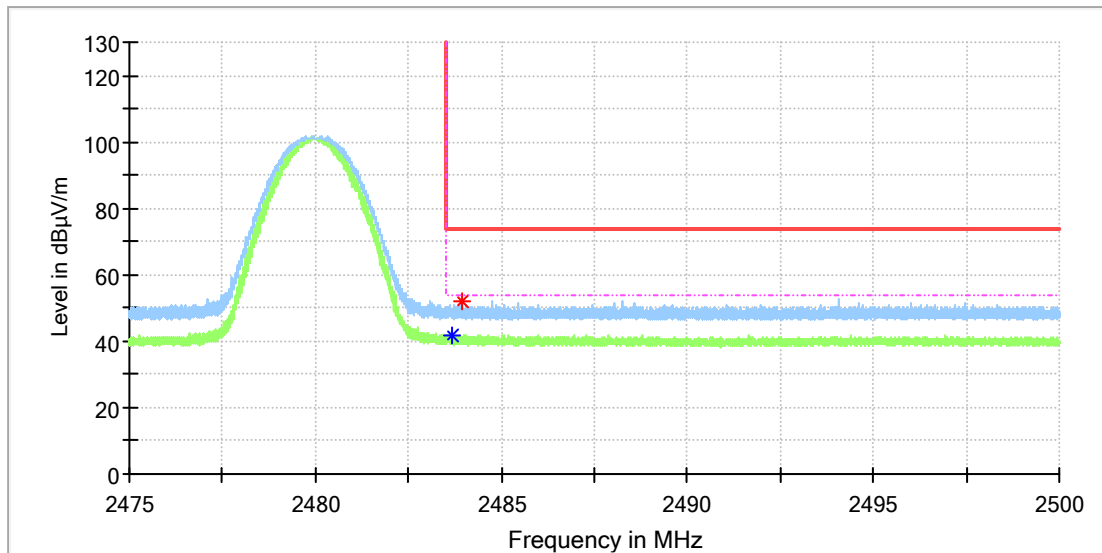


Critical Freqs

Frequency (MHz)	MaxPeak (dBµV/m)	Average (dBµV/m)	Limit (dBµV/m)	Margin (dB)	Height (cm)	Pol	Azimuth (deg)	Corr. (dB/m)
2316.305000	49.50	---	74.00	24.50	100.0	V	201.0	6.6
2327.615000	---	39.70	54.00	14.30	100.0	V	24.0	6.7

EUT Information

EUT Name:	BLUETOOTH HEADSET
Model:	TUNE BEAM
Test Mode:	BR_DH5_High channel
Order No/Sample No:	168397656/A003363304-002
Test Voltage:	Battery
Remark:	Temp 23 Humi:58%
Test Standard:	FCC 15.247
Tested By:	Kei Zhang
Reviewed By:	Terry Yin

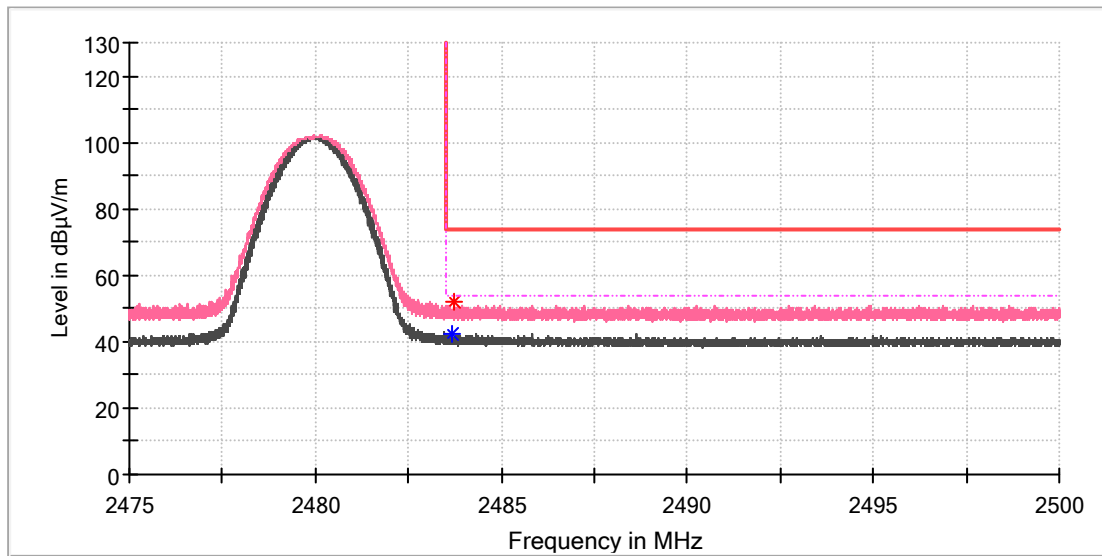


Critical_Freqs

Frequency (MHz)	MaxPeak (dBµV/m)	Average (dBµV/m)	Limit (dBµV/m)	Margin (dB)	Height (cm)	Pol	Azimuth (deg)	Corr. (dB/m)
2483.677500	---	41.71	54.00	12.29	100.0	H	132.0	7.4
2483.922500	52.02	---	74.00	21.98	100.0	H	122.0	7.4

EUT Information

EUT Name:	BLUETOOTH HEADSET
Model:	TUNE BEAM
Test Mode:	BR_DH5_High channel
Order No/Sample No:	168397656/A003363304-002
Test Voltage:	Battery
Remark:	Temp 23 Humi:58%
Test Standard:	FCC 15.247
Tested By:	Kei Zhang
Reviewed By:	Terry Yin



Critical Freqs

Frequency (MHz)	MaxPeak (dBµV/m)	Average (dBµV/m)	Limit (dBµV/m)	Margin (dB)	Height (cm)	Pol	Azimuth (deg)	Corr. (dB/m)
2483.672500	---	42.41	54.00	11.59	100.0	V	296.0	7.4
2483.738750	52.21	---	74.00	21.79	100.0	V	76.0	7.4