



**GE APPLIANCES**  
*a Haier company*

**PRO**

LET'S BUILD

**THE FUTURE**



## **2023 MULTI-FAMILY CONTRACTOR PREFERRED**

*Selection Guide*



WE CONNECT. WE SIMPLIFY.  
**WE LEAD.**

# LET'S **CONNECT**

---

The possibilities begin with a better way of doing business. More than helping complete all kinds of homes, we make sure we constantly respond to your evolving needs — continually proving ourselves as partners for the long run. Our nationwide sales and support team is dedicated to builder professionals, ready and able to help you throughout each phase of every project.





# CONTRACTOR PREFERRED MODEL PROGRAM

GE Appliances is committed to our Multi-Family customers and has developed a Multi-Family Contractor Preferred Model Program to help general contractors select kitchen packages from our highest performing Multi-Family appliances which will be stocked and ready to deploy when needed.



GE Appliances helps you conserve energy and save money. We have been an ENERGY STAR® Partner since 2001. We are committed to creating energy-efficient, high-performance household appliances.



National Sanitation Foundation.



Appliances with built-in WiFi powered by SmartHQ™ that offer remote monitoring and enhanced features are indicated by this icon.



This mark indicates that a product has voice-assistance capabilities.



Appliances with this icon are Made in America and contain 70% to 90% U.S. content. Product content details at [GEAppliances.com/USA](http://GEAppliances.com/USA).



**Chef Connect** – For instant convenience, choose when to automatically sync clocks and the range elements with the microwave's or hood's surface light and vent. The Bluetooth® word mark and logos are registered trademarks owned by Bluetooth SIG, Inc. and any use of such marks by GE Appliances is under license. Other trademarks and trade names are those of their respective owners.



Compliant with the Americans with Disabilities Act.



Compliant with the Uniform Federal Accessibility Standards.

Find Clickable Links Throughout

## TABLE OF CONTENTS

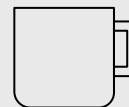
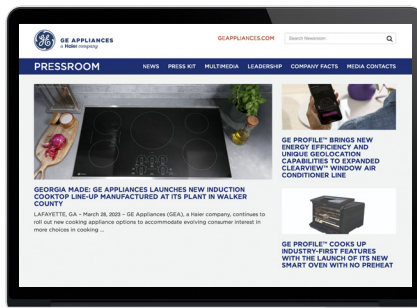

|   |    |                                    |    |
|---|----|------------------------------------|----|
| Pro Pledge .....                        | 02 | GE® Standard Laundry Package ..... | 12 |
| Contractor Preferred Model Program..... | 03 | GE® Upgrade Laundry Package .....  | 13 |
| Awards .....                            | 04 | GE® Alternate Appliances           |    |
| Resources & Tools.....                  | 05 | Refrigerators .....                | 14 |
| SmartHQ.....                            | 07 | Microwaves & Vents .....           | 16 |
| GE® Standard Package .....              | 08 | Dishwashers .....                  | 17 |
| GE® Upgrade Package .....               | 09 | Disposal .....                     | 18 |
| GE® Color Package .....                 | 10 | Laundry .....                      | 19 |
| GE® ADA Package .....                   | 11 | GE® Accessories .....              | 21 |



# LET'S IMAGINE WHAT'S NEXT

With over a century of providing appliances in our history, we're still looking forward, constantly, even obsessively, exploring new ways to innovate for our customers and the future of home — any kind of home. With industry awards such as Best of IBS Home Tech Product for GE Profile UltraFast Combo and Best of KBIS Connected Home for GE Profile Induction Cooktop, you can be sure we'll help you build the future.

**CLICK HERE TO  
VISIT OUR PRESSROOM**



**MOST USED APPLIANCE**  
brand among builders for both  
kitchen appliances and laundry  
**10+ YEARS\***



**2022 GOLD AWARD**  
Most Innovative Appliance Company  
**6 YEARS IN A ROW**



**4 YEARS IN A ROW**  
**IOT BREAKTHROUGH**  
Smart Appliance  
Company of the Year

\*2006-2020 BUILDER BRAND USE STUDY, 2019-2022 HOME BUILDER EXECUTIVE BRAND ANALYSIS





# RESOURCES

Our goal is to always be the easy, go-to choice, so we streamline your experience every step of the way. Our outstanding house of brands lets you find exactly what you need for any build. And tools such as our newly revamped, all-inclusive customer portal, CustomerNet, plus our marketing resources, training, and much more, are easy to access and use.



GE APPLIANCES CUSTOMERNET

GE Appliances CustomerNet



GE APPLIANCES  
a Haier company

THE HUB  
Contract Marketing Resource Center


The Hub Contract Marketing  
Resource Center

SmartHQ<sup>TM</sup>  
PRO

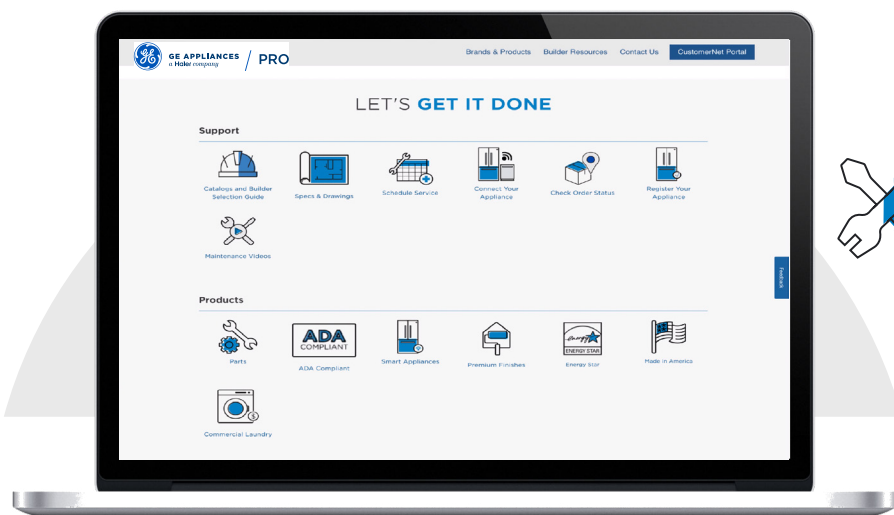
SmartHQ Pro



GE Appliances Academy



Builder Customer Advocate Program



# TOOLS

Visit  
[GEAPPLIANCES.COM/PRO](https://GEAPPLIANCES.COM/PRO)  
to access all of our tools.



# HAVE QUESTIONS?

Have questions about your new appliance? Get them answered with a simple scan. Every new GE appliance, across all of our brands, is equipped with a unique, scannable QR code on its model tag that unlocks the owner's manual, parts and accessories, how-to videos and more. Whether walking a homebuyer through new home orientation, training a new maintenance manager or moving in a new tenant, save time with easy-to-access information and support. **Watch this video to learn more** ▶

**STEP 1**

Locate the QR code on your appliance.

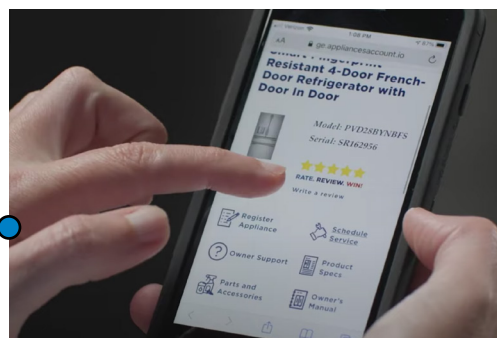


Scan the QR code.

**STEP 2**

**STEP 3**

QR code pulls up the product page on the website.





# SMARTHQ™ SERVICE

Revolutionize the way you service GE appliances with the industry's most powerful diagnostic platform. Over 90% of users report more accurate diagnostics with SmartHQ™ Service. Be trusted as an efficient service provider and increase your first-time complete ratio. This service is compatible with GE appliances dating back to 2013. [Learn more](#) ►



- Perform appliance software updates
- Execute digital appliance diagnostics
- Identify appliance failures efficiently
- Service manuals at your fingertips
- Purchase parts in app
- Directly control appliance components
- View historical service data



## SOFTWARE UPDATE

Ensures the software running on the appliance is up to date, improving the lifetime ownership experience for the consumer.



## DATA LOGGER

Comprehensive view of recorded diagnostics data of the connected appliance.



## SHARED DATA

Service technicians can share diagnostics data extracted from the appliances with a Master Technician or a GE Technical Assistance Group (TAG) technician.



## FAULT CODES AND ALERTS

GE appliances perform self-diagnostics and provide resulting data to the technician. Allows technicians to understand performance issues occurring within the appliance.



## COMPONENT CONTROL

Gives the technician the ability to turn all components, such as valves, fans, or compressors, ON and OFF to test their functionality.



## PRODUCT OVERVIEW

Offers a high-level consumer-oriented overview of the applicable GE appliance.



## PARTS PURCHASE

Designed to simplify the search and ordering of genuine GE parts.



## SERVICE WEBSITE

Direct access to the GEA service website without an additional login.



## ONePARTS SEARCH

Offers an exploded view of drawings of sub-systems of GE appliances.



## DOCUMENT SEARCH

User-friendly "Google-like" search of the GEA service document database.



## APPLIANCE SERVICE HISTORY

Comprehensive access to historical service data of previously repaired appliances.





# STANDARD PACKAGE

## BUILT-IN



**GE® 17.5 Cu. Ft.  
Top Freezer Refrigerator**

**GIE18GSNRSS**

- Fits 28" openings
- #1 in Quality and Dependability\*
- LED lighting ▶
- Edge-to-edge glass shelves
- Sliding deli drawer



**GE® 1.6 Cu. Ft. Capacity Oven**

**JNM3163RJSS**

- 950 watts (IEC-705 test procedure)
- Convenience cooking controls
- Auto and time defrost
- Built-in WiFi ▶



**GE® 30" Free-Standing Range**

**JB645RKSS**




- **ELECTRIC**
- Two 9"/6" Power Boil™ elements
- Self-clean oven ▶
- Dual-element bake



**GE® 1/3 HP Continuous Feed  
Garbage Disposer**

**GFC325N – Corded**

- Over 2,300 RPM
- Easy Installation



**GE® Plastic Interior Smart™ Dishwasher**

**GDF511PSRSS**

- Dry Boost™
- Active Flood Protect
- Piranha™ hard-food disposer
- WiFi optional\*\*
- Reliable Performance ▶



\*Among 16-22 cu. ft. refrigerators based on an independent study of property maintenance personnel.

Source: The Stevenson Company, 2020—Market research company with over 20 years of experience in the appliance industry.

\*\*SmartHQ™ Connect Module is required and sold separately. It is available for order on [geappliances.com](http://geappliances.com), part number PBX23W00Y0.



# UPGRADE PACKAGE

## BUILT-IN



### GE® 25.3 Cu. Ft. Side-by-Side Refrigerator

**GSE25GYPF5**

- 36" wide refrigerator
- Fingerprint Resistant ▶
- Edge-to-edge shelves
- Clear door shelves
- Interior storage drawers



### GE® 30" Slide-In Electric Range

**JS645SLSS**

- Two 9"/6" 3,100-watt Power Boil™ elements
- Self-clean oven
- 5.3 cu. ft. oven capacity
- Dual-element bake
- Finished sides
- Removable full-width storage drawer



### GE® 1.6 Cu. Ft. Capacity Microwave Oven

**JNM3163RJSS**

- 950 watts (IEC-705 test procedure)
- Convenience cooking controls
- Auto and time defrost
- Built-in WiFi ▶

### GE® 1/3 HP Continuous Feed Garbage Disposer

**GFC325N – Corded**

- Over 2,300 RPM
- Easy Installation

### GE® Top Control with Plastic Interior Dishwasher

**GDT535PSRSS**

- Dry Boost™
- Steam+Sani
- Reliable Performance ▶



GE APPLIANCES

MULTI-FAMILY UPGRADE PACKAGE Built-In



## COLOR PACKAGE

### FREE-STANDING



#### GE® 17.5 Cu. Ft. Top Freezer Refrigerator

**GIE18GTNRBB**

- Fits 28" openings
- #1 in Quality and Dependability\*
- LED lighting
- Edge-to-edge glass shelves
- Sliding deli drawer



#### GE® 30" Free-Standing Range

**JB256DMBB**



- 5.0 cu. ft. oven capacity
- Self-clean oven
- Sensi-Temp Technology ▶
- Dual-element bake
- Removable full-width storage drawer



#### GE® 1.6 Cu. Ft. Capacity Microwave Oven

**JNM3163DJBB**

- 950 watts (IEC-705 test procedure)
- Convenience cooking controls
- Auto and time defrost
- Built-in WiFi ▶



#### GE® 1/3 HP Continuous Feed Garbage Disposer

**GFC325N – Corded**

- Over 2,300 RPM
- Easy Installation

#### GE® Plastic Interior Smart® Dishwasher with Built-In Front Controls

**GDF511PGRBB**

- Dry Boost™
- Active Flood Protect
- Piranha™ hard-food disposer
- WiFi optional\*\*
- Reliable Performance ▶



\*Among 16-22 cu. ft. refrigerators based on an independent study of property maintenance personnel.  
Source: The Stevenson Company, 2020—Market research company with over 20 years of experience in the appliance industry.  
\*\*SmartHQ™ Connect Module is required and sold separately. It is available for order on [geappliances.com](http://geappliances.com), part number PBX23W00Y0.

# ADA PACKAGE

## BUILT-IN



GE APPLIANCES

MULTI-FAMILY ADA PACKAGE Built-In



### GE® 30" ENERGY STAR® Under-the-Cabinet Hood

#### JVX5305SJSS

- Two-speed, 270-CFM venting system
- 10-minute installation
- Front controls
- Dual LED lighting with night light (bulbs included)
- Convertible venting options
- Vertical and rear exhaust
- Dual full-length, dishwasher-safe metal mesh filters
- Optional wall switch for ADA installation ▶



### GE® 1/3 HP Continuous Feed Garbage Disposer

#### GFC325N – Corded

- Over 2,300 RPM
- Easy Installation



### GE® 16.6 Cu. Ft. Top Freezer Refrigerator

#### GTE17GSNRSS

- Fits 28" openings
- #1 in Quality and Dependability\*
- LED lighting ▶
- Adjustable wire shelves
- Upfront temperature controls



### GE® 30" Free-Standing Electric Range

#### JB480STSS

- Front controls
- Self-clean oven
- 5.0 cu. ft. oven capacity
- Dual-element bake
- Removable full-width storage drawer



### GE® 30" Drop-In Electric Range

#### JD630STSS

- 9"/6" Power Boil™ element
- Self-clean oven
- 4.4 cu. ft. oven capacity
- Ceramic-glass top
- Dual-element bake
- Electronic oven controls



### GE® Stainless Steel Interior Smart SPACEMAKER® Dishwasher

#### GDT226SSLSS

- ADA compliant with low-profile installation
- 3-level wash
- AutoSense Cycle
- Bottle Jets ▶
- Piranha™ hard-food disposer with removable filter
- Sanitize option (NSF 184 Certified)
- WiFi optional\*\*
- 51 dBA



\*Among 16-22 cu. ft. refrigerators based on an independent study of property maintenance personnel.

Source: The Stevenson Company, 2020—Market research company with over 20 years of experience in the appliance industry.

\*\*SmarthQ™ Connect Module is required and sold separately. It is available for order on [geappliances.com](http://geappliances.com), part number PBX23W00Y0.

## TOP LOAD LAUNDRY



### GE® 3.8 Cu. Ft. Capacity Washer

**GTW220ACKWW**

- Precise Fill with 4 water levels
- Dual-Action agitator ▶
- Stainless steel basket



### GE® 6.2 Cu. Ft. Capacity Dryer

**GTX22EASKWW**

- Auto Dry
- Up to 120-ft. venting capability
- Aluminized alloy drum

# FRONT LOAD LAUNDRY



## GE® 4.5 Cu. Ft. Capacity Smart Front Load ENERGY STAR® Washer

**GFW510SCVWW**

- UltraFresh Vent System with OdorBlock™
- Built-In WiFi powered by SmartHQ™
- True 32" closet depth



## GE® 7.8 Cu. Ft. Capacity Smart Front Load Dryer

**GFD55ESNWW**

- Built-In WiFi powered by SmartHQ™
- Quick Dry
- Sanitize cycle





# Alternate Refrigerators

## TOP-FREEZER MODELS



**GE® 16.6 Cu. Ft. Refrigerator**

**GTE17GSRSS**

- Fits 28" openings
- #1 in Quality and Dependability\*
- LED lighting
- Adjustable wire shelves
- Upfront temperature controls



**GE® 17.5 Cu. Ft. Refrigerator**

**GTE18GSRSS**

- Fits 33" openings
- LED lighting
- Edge-to-edge glass shelves
- Sliding deli drawer



**GE® 19.2 Cu. Ft. Refrigerator**

**GIE19JSNRSS**

- Fits 30" openings
- #1 in Quality and Dependability\*
- Premium inner door
- LED lighting
- Edge-to-edge glass shelves



**GE® 21.1 Cu. Ft. Refrigerator**

**GIE22JSNRSS**

- Fits 33" openings
- #1 in Quality and Dependability\*
- Premium inner door
- LED lighting



\*Among 16-22 cu. ft. refrigerators based on an independent study of property maintenance personnel.  
Source: The Stevenson Company, 2020—Market research company with over 20 years of experience in the appliance industry.

# Alternate Refrigerators

## SIDE-BY-SIDE MODELS



**GE® 21.9 Cu. Ft. Counter-Depth Refrigerator**

**GZS22DSJSS**

- 36" wide refrigerator
- Counter-depth design ▶
- LED lighting
- Integrated shelf support system
- Adjustable slide-out, spillproof glass shelves
- Adjustable clear door bins



**GE® 23.0 Cu. Ft. Refrigerator**

**GSE23GYPFS**

- 33" wide refrigerator
- Fingerprint Resistant ▶
- LED lighting
- Edge-to-edge shelves
- Clear door shelves



**GE® 25.3 Cu. Ft. Refrigerator**

**GSS25GYPFS**

- LED lighting
- Edge-to-edge shelves
- Fingerprint Resistant ▶



## BOTTOM-FREEZER MODELS



**GE® 18.6 Cu. Ft. Smart® Counter-Depth Refrigerator**

**GWE19JYLFS**

- Fits 33" openings
- Fingerprint Resistant ▶
- Factory-installed icemaker with water filtration system
- LED lighting



**GE® 20.8 Cu. Ft. Smart® Refrigerator with Door Alarm**

**GNE21FYKFS**

- Fits 30" openings
- LED lighting ▶
- 2 humidity-controlled drawers and 1 full-width, adjustable-temperature drawer
- Factory-installed icemaker



**GE® 24.7 Cu. Ft. Smart® Refrigerator**

**GNE25JYKFS**

- Fits 33" openings
- Fingerprint Resistant ▶
- Internal water dispenser
- LED lighting
- Factory-installed icemaker



\*SmartHQ™ Connect Module is required and sold separately. It is available for order on [geappliances.com](http://geappliances.com), part number PBX23W00Y0.



GE APPLIANCES

MULTI-FAMILY ALTERNATE REFRIGERATORS



# Alternate Over-the-Range Microwaves & Vents


## OVER-THE-RANGE MICROWAVES



**GE® 1.5 Cu. Ft. Over-the-Range Microwave Oven**

**JVM3162RJSS**

- 950 watts (IEC-705 test procedure)
- Convenience cooking controls
- Auto and time defrost



**GE® 1.7 Cu. Ft. Capacity Over-the-Range Microwave Oven**

**JVM6172SKSS**

- 1,000 watts (IEC-705 test procedure)
- Weight and time defrost
- Two-speed, 300-CFM venting system

## UNDER-THE-CABINET VENTS



**GE® 30" Under-the-Cabinet Hood**

**JVX3300SJSS**

- 10-minute installation
- Convertible venting options
- Cooktop lighting ▶



**GE® 30" ENERGY STAR® Under-the-Cabinet Hood**

**JVX5305SJSS**

- Four-speed with boost, 310-CFM venting system
- Dual halogen lighting with night light (bulbs included)
- Optional remote control for ADA installation (UXRC70) ▶




# Alternate Dishwashers



GE APPLIANCES

MULTI-FAMILY ALTERNATE DISHWASHERS

## BUILT-IN FRONT CONTROLS



### GE® Plastic Interior Smart® Dishwasher

**GDF510PSRSS**

- Dry Boost™
- Active Flood Protect
- Piranha™ hard-food disposer
- WiFi optional\*
- Reliable Performance



### GE® Plastic Interior Smart® Dishwasher

**GDF510PGRBB**

- Dry Boost™
- Active Flood Protect
- Piranha™ hard-food disposer
- WiFi optional\*
- Reliable Performance



## BUILT-IN HIDDEN CONTROLS



### GE® Stainless Steel Interior Smart® Dishwasher

**GDT225SSLSS**

- ADA compliant
- 3-level wash
- AutoSense Cycle
- Bottle Jets
- Piranha™ hard-food disposer with removable filter
- WiFi optional\*
- 51 dB



\*SmartHQ™ Connect Module is required and sold separately. It is available for order on [geappliances.com](http://geappliances.com), part number PBX23W00Y0.

# Alternate Disposal

## DISPOSAL



### GE® 1/3 HP Continuous Feed Garbage Disposer - Corded

#### GFC325N

- Over 2,300 RPM
- Easy Installation

# Alternate Laundry

## FRONT LOAD DRYER



### GE® 7.8 Cu. Ft. Capacity Smart Front Load Dryer

#### GFV55ESSNWW

- Built-In WiFi powered by SmartHQ™
- Quick Dry
- Sanitize cycle
- Up to 200-ft. venting capability



## UNITIZED LAUNDRY



### GE® 24" Unitized Washer/Dryer with 2.3 Cu. Ft. Capacity Washer and 4.4 Cu. Ft. Capacity Dryer

#### GUD24ESSMWW

- Stainless steel basket
- Rotary electromechanical controls (dryer)
- 11 wash cycles
- 1 wash/spin speed combination
- Auto Load Setting
- Rotary electronic controls (washer)



### GE® 27" Unitized Washer/Dryer with 3.8 Cu. Ft. Capacity Washer and 5.9 Cu. Ft. Capacity Dryer

#### GUD27ESSMWW

- Stainless steel basket
- Rotary electromechanical controls (dryer)
- 11 wash cycles
- 6 wash temperatures
- 1 wash/spin speed combination
- Auto Load Sensing with 4 water levels
- Rotary electronic controls (washer)



### GE® 27" Unitized Washer/Dryer with 3.8 Cu. Ft. Capacity Washer and 5.9 Cu. Ft. Capacity Dryer with up to 200-Ft. Venting Capability

#### GUV27ESSMWW

- Stainless steel basket
- Rotary electromechanical controls (dryer)
- 11 wash cycles
- 6 wash temperatures
- 1 wash/spin speed combination
- Auto Load Sensing with 4 water levels
- Rotary electronic controls (washer)
- Bleach dispenser
- WiFi optional (washer)\*

\*SmartHQ™ Connect Module is required and sold separately. It is available for order on [geappliances.com](http://geappliances.com), part number PBX23W00Y0.

# Alternate Laundry

## GE® MODELS



**GE® 4.4 Cu. Ft. Capacity Washer**

**GTW490ACJWS**

- Efficient Infusor
- Deep Fill
- Stain Pretreat



**GE® 7.2 Cu. Ft. Capacity Dryer**

**GTD45EASJWS**

- Up to 120-ft. venting capability
- Aluminized alloy drum
- Extended Tumble



## GE PROFILE™ MODELS



**GE® Profile™ 5.0 Cu. Ft. Capacity Washer**

**PTW600BSRWS**

- Wash Mechanism Infusor
- Smarter Wash Technology
- Microban® Antimicrobial Technology
- Smart Flex Dispenser™



**GE® Profile™ 7.4 Cu. Ft. Capacity Dryer**

**PTD60EBSRWS**

- Washer Link
- Wrinkle Care
- Sensor Dry



# Accessories



GE APPLIANCES

MULTI-FAMILY ACCESSORIES

## REFRIGERATOR ACCESSORY



### GE® Icemaker

#### IM4D

- For use in most top-freezer refrigerators and some bottom-freezer refrigerators, please check the label on the back of your refrigerator to ensure compatibility
- Quickly install a new or replacement IM4D icemaker unit with an all-inclusive kit
- Includes ice bucket, fill tube, water valve, installation materials and hardware

## RANGE ACCESSORY



### GE® Range Power Cord

#### WX9X35

- 4-foot, 4-wire range cord (40 Amp)

## LAUNDRY ACCESSORIES



### GE® Dryer Power Cord

#### WX9X18

- 4-foot, 4-wire range cord (30 Amp)



### Dryer Power Cord

#### WX9X20

- 6-foot, 4-wire range cord (30 Amp)



### Universal 6-Ft. Stainless Steel Washer Hose with 90° Elbow

#### WX14X10011

- Easy installation
- Heavy-duty stainless steel with protective, noncorrosive coating
- Burst-resistant, triple-ply design for extra durability



### GE® Washer/Dryer Stack Bracket Kit

#### GFA28KITN

- Stacking kit for GE® 28" front load washers and dryers
- Ensures proper installation for stacked GE® 28" front load laundry



WE CONNECT. WE SIMPLIFY.  
**WE LEAD.**