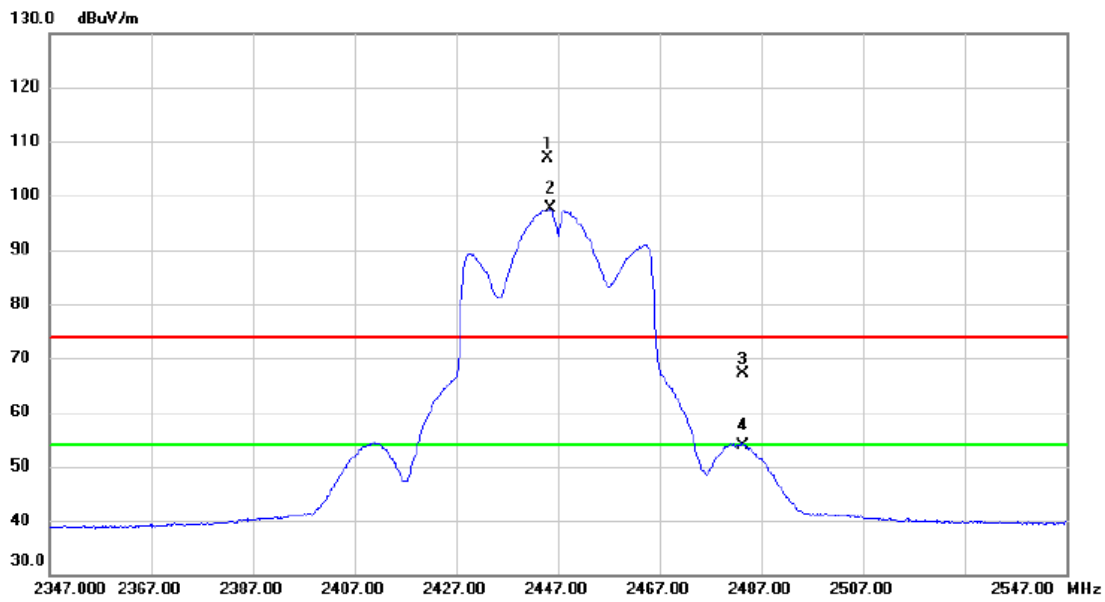


Test Mode: TX N-40M Mode 2447 MHz

Vertical



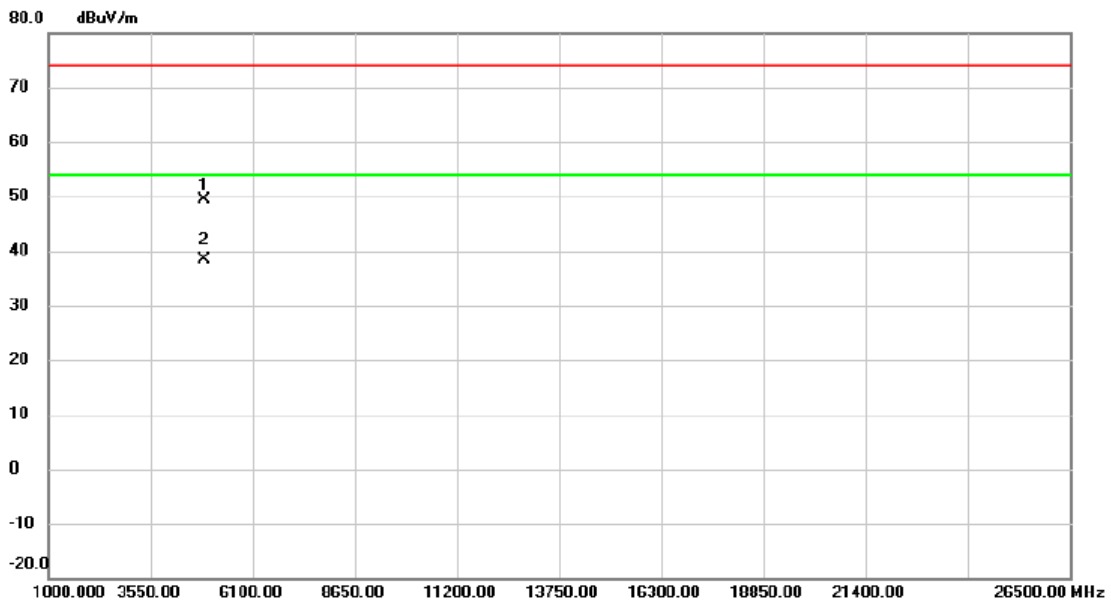
No.	Mk.	Freq. MHz	Reading Level dBuV	Correct Factor dB	Measure- ment dBuV/m	Limit dBuV/m	Margin dB	Detector	Comment
1	X	2445.000	96.09	10.79	106.88	74.00	32.88	peak	No Limit
2	*	2445.400	86.78	10.79	97.57	54.00	43.57	AVG	No Limit
3		2483.500	56.13	10.90	67.03	74.00	-6.97	peak	
4		2483.500	42.90	10.90	53.80	54.00	-0.20	AVG	

REMARKS:

- (1) Measurement Value = Reading Level + Correct Factor.
- (2) Margin Level = Measurement Value - Limit Value.

Test Mode: TX N-40M Mode 2447 MHz

Vertical



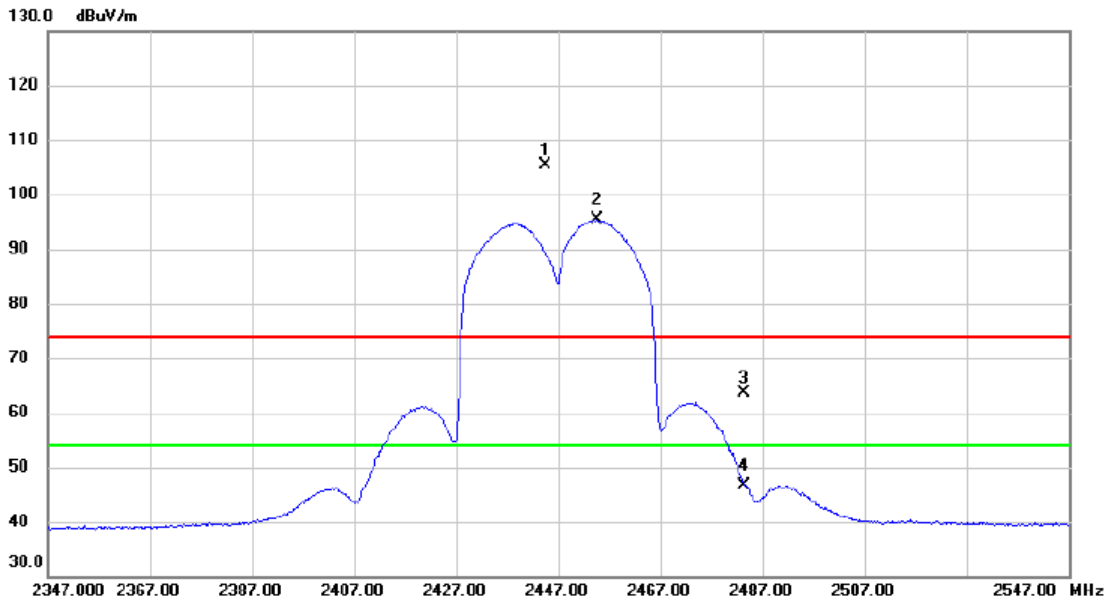
No.	Mk.	Freq. MHz	Reading Level dBuV	Correct Factor dB	Measure- ment dBuV/m	Limit dBuV/m	Margin dB	Detector	Comment
1		4891.710	41.37	8.13	49.50	74.00	-24.50	peak	
2	*	4893.380	30.31	8.13	38.44	54.00	-15.56	AVG	

REMARKS:

- (1) Measurement Value = Reading Level + Correct Factor.
- (2) Margin Level = Measurement Value - Limit Value.

Test Mode: TX N-40M Mode 2447 MHz

Horizontal



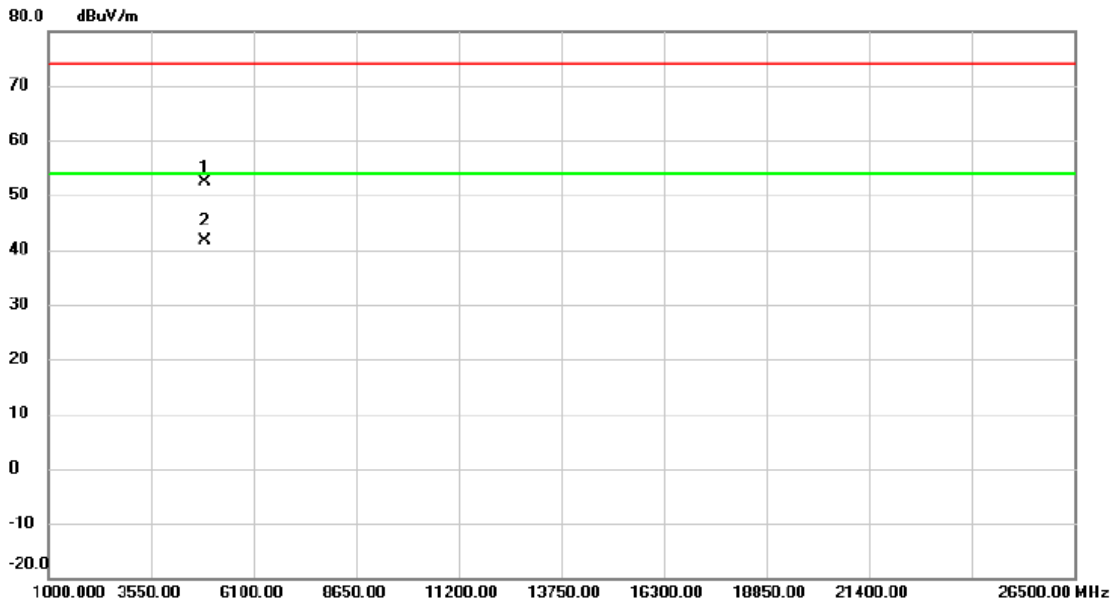
No.	Mk.	Freq. MHz	Reading Level dBuV	Correct Factor dB	Measure- ment dBuV/m	Limit dBuV/m	Margin dB	Detector	Comment
1	X	2444.600	94.48	10.79	105.27	74.00	31.27	peak	No Limit
2	*	2454.600	84.60	10.81	95.41	54.00	41.41	AVG	No Limit
3		2483.500	52.74	10.90	63.64	74.00	-10.36	peak	
4		2483.500	35.79	10.90	46.69	54.00	-7.31	AVG	

REMARKS:

- (1) Measurement Value = Reading Level + Correct Factor.
- (2) Margin Level = Measurement Value - Limit Value.

Test Mode: TX N-40M Mode 2447 MHz

Horizontal



No. Mk.	Freq. MHz	Reading Level dBuV	Correct Factor dB	Measure- ment dBuV/m	Limit dBuV/m	Margin dB	Detector	Comment
1	4892.000	44.32	8.13	52.45	74.00	-21.55	peak	
2 *	4893.350	33.60	8.13	41.73	54.00	-12.27	AVG	

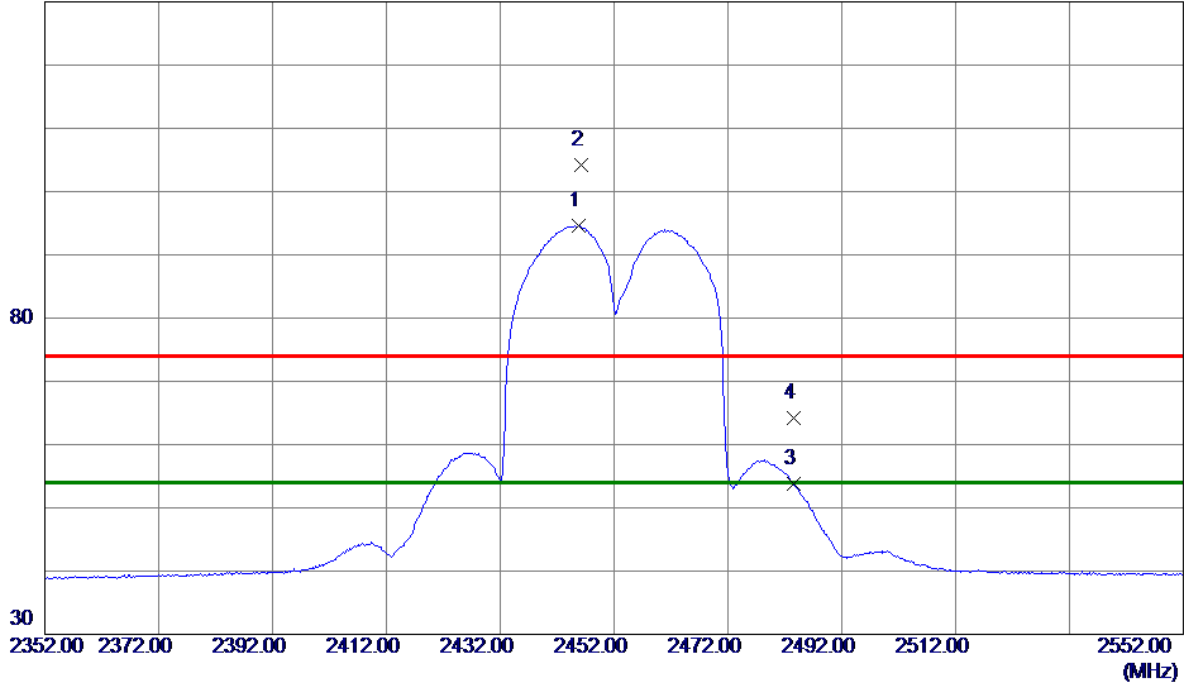
REMARKS:

- (1) Measurement Value = Reading Level + Correct Factor.
- (2) Margin Level = Measurement Value - Limit Value.

Test Mode: TX N-40M Mode 2452 MHz

Vertical

130 dBuV/m



No.	Freq. MHz	Reading Level dBuV/m	Correct Factor dB	Measure ment dBuV/m	Limit dBuV/m	Margin dB	Detector	Comment
1 *	2445.8000	83.84	10.79	94.63	54.00	40.63	AVG	No Limit
2	2446.2000	93.37	10.79	104.16	74.00	30.16	Peak	No Limit
3	2483.5000	42.87	10.90	53.77	54.00	-0.23	AVG	
4	2483.5500	53.24	10.90	64.14	74.00	-9.86	Peak	

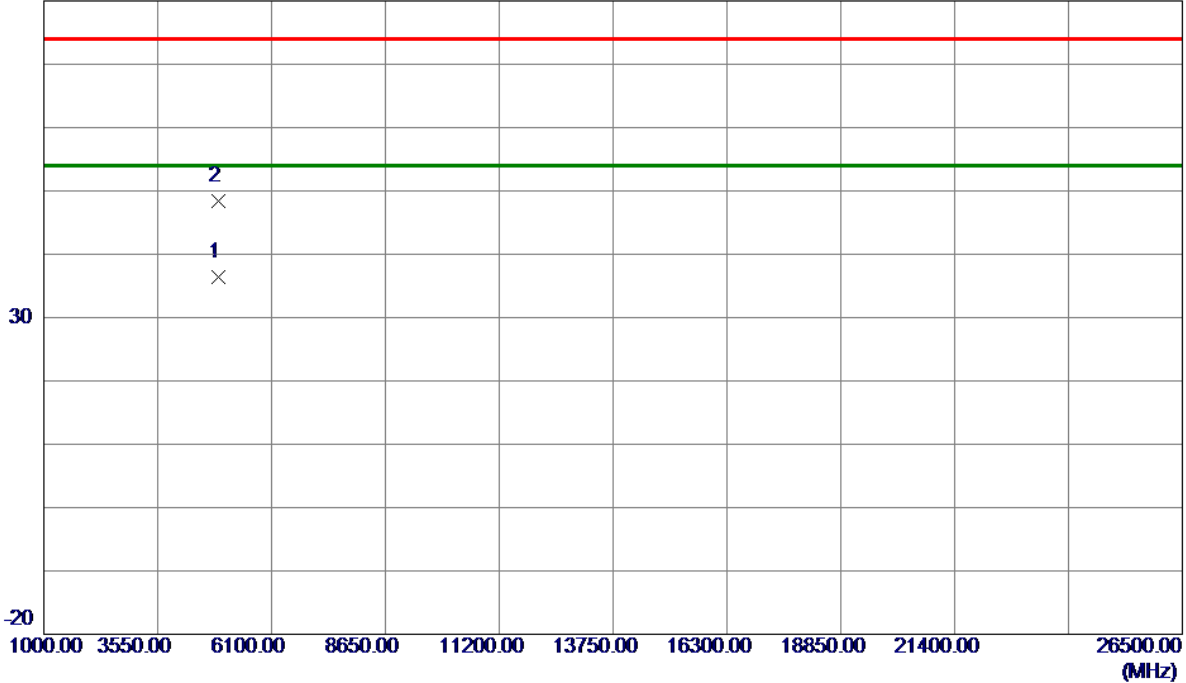
REMARKS:

- (1) Measurement Value = Reading Level + Correct Factor.
- (2) Margin Level = Measurement Value - Limit Value.

Test Mode: TX N-40M Mode 2452 MHz

Vertical

80 dBuV/m



No.	Freq. MHz	Reading Level dBuV/m	Correct Factor dB	Measure ment dBuV/m	Limit dBuV/m	Margin dB	Detector	Comment
1 *	4903.3900	28.28	8.17	36.45	54.00	-17.55	AVG	
2	4904.7200	40.20	8.18	48.38	74.00	-25.62	Peak	

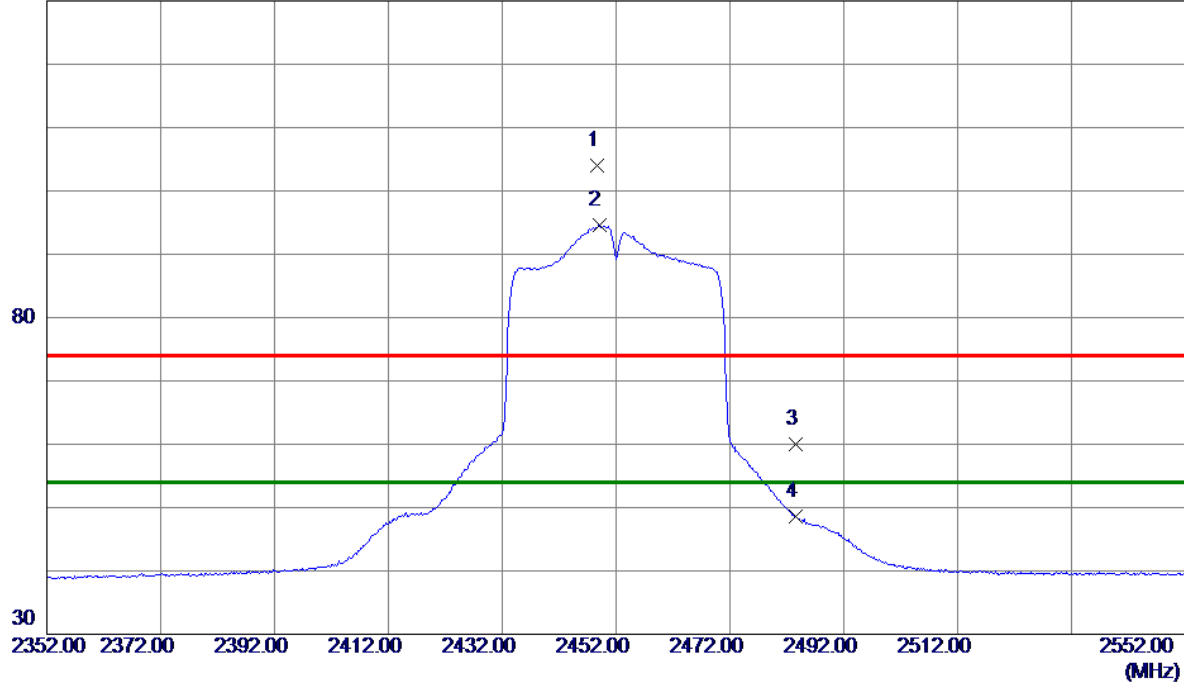
REMARKS:

- (1) Measurement Value = Reading Level + Correct Factor.
- (2) Margin Level = Measurement Value - Limit Value.

Test Mode: TX N-40M Mode 2452 MHz

Horizontal

130 dBuV/m



No.	Freq. MHz	Reading Level dBuV/m	Correct Factor dB	Measure ment dBuV/m	Limit dBuV/m	Margin dB	Detector	Comment
1	2448.6000	93.30	10.80	104.10	74.00	30.10	Peak	No Limit
2 *	2449.0000	83.83	10.80	94.63	54.00	40.63	AVG	No Limit
3	2483.5000	49.06	10.90	59.96	74.00	-14.04	Peak	
4	2483.5000	37.65	10.90	48.55	54.00	-5.45	AVG	

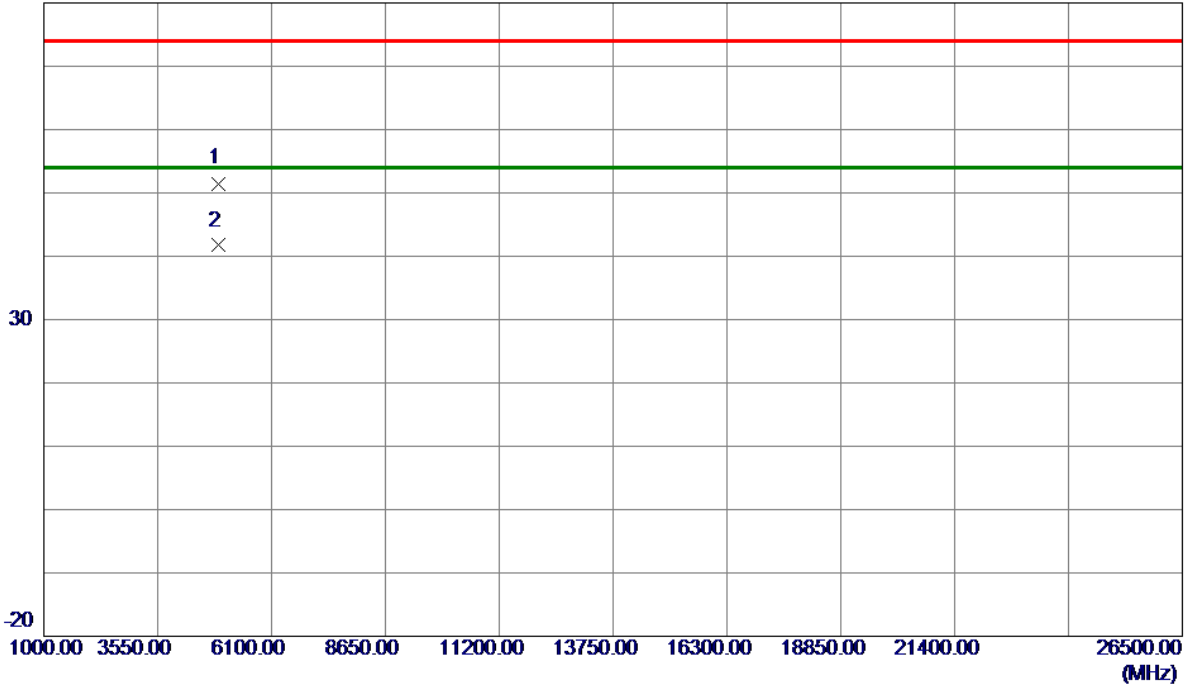
REMARKS:

- (1) Measurement Value = Reading Level + Correct Factor.
- (2) Margin Level = Measurement Value - Limit Value.

Test Mode: TX N-40M Mode 2452 MHz

Horizontal

80 dBuV/m



No.	Freq. MHz	Reading Level dBuV/m	Correct Factor dB	Measure ment dBuV/m	Limit dBuV/m	Margin dB	Detector	Comment
1	4902.8100	43.33	8.17	51.50	74.00	-22.50	Peak	
2 *	4903.8200	33.52	8.18	41.70	54.00	-12.30	AVG	

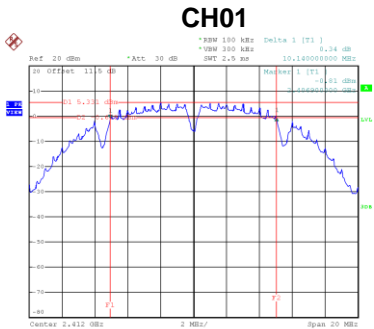
REMARKS:

- (1) Measurement Value = Reading Level + Correct Factor.
- (2) Margin Level = Measurement Value - Limit Value.

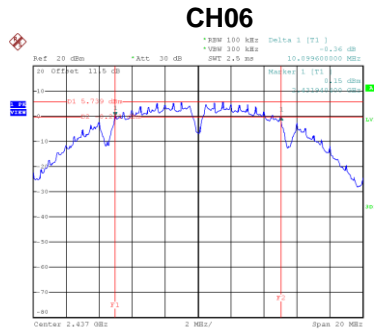
APPENDIX E - BANDWIDTH

Test Mode	TX B Mode
-----------	-----------

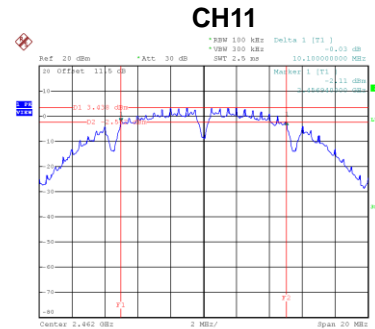
Channel	Frequency (MHz)	6 dB Bandwidth (MHz)	6 dB Bandwidth Min. Limit (kHz)	Result
01	2412	10.14	500	Complies
06	2437	10.10	500	Complies
11	2462	10.10	500	Complies



Date: 29.DEC.2020 00:15:135

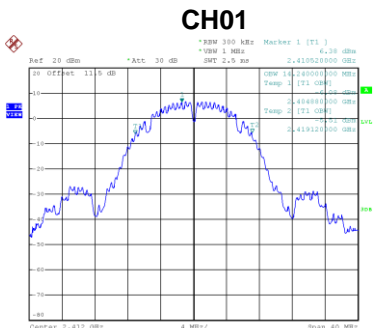


Date: 29.DEC.2020 00:15:412

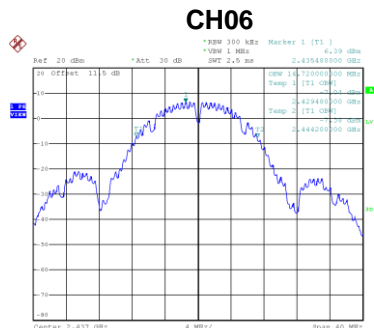


Date: 29.DEC.2020 00:15:147

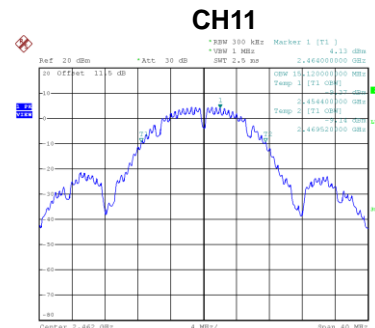
Channel	Frequency (MHz)	99 % Emission Bandwidth (MHz)	Result
01	2412	14.24	Complies
06	2437	14.72	Complies
11	2462	15.12	Complies



Date: 29.DEC.2020 00:15:141



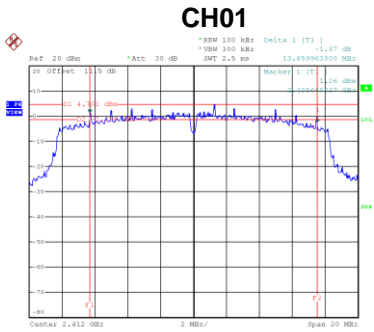
Date: 29.DEC.2020 00:15:419



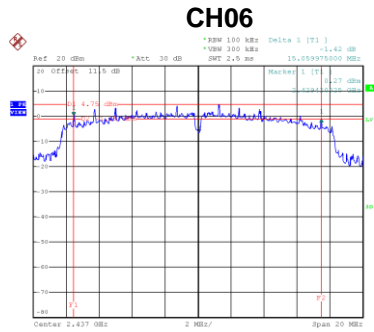
Date: 29.DEC.2020 00:15:153

Test Mode	TX G Mode
-----------	-----------

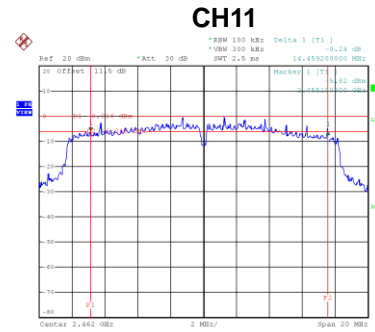
Channel	Frequency (MHz)	6 dB Bandwidth (MHz)	6 dB Bandwidth Min. Limit (kHz)	Result
01	2412	13.86	500	Complies
06	2437	15.06	500	Complies
11	2462	14.46	500	Complies



Date: 29.DEC.2020 02:27:18

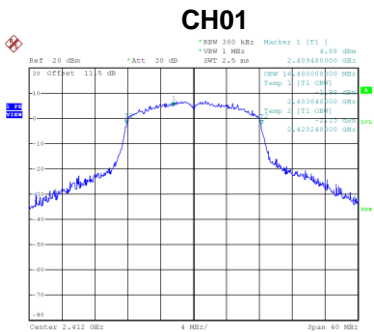


Date: 29.DEC.2020 01:02:38

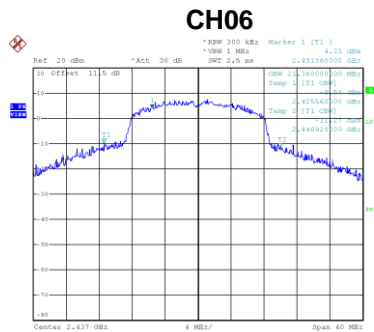


Date: 29.DEC.2020 01:04:18

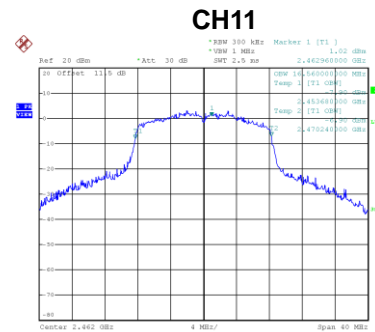
Channel	Frequency (MHz)	99 % Emission Bandwidth (MHz)	Result
01	2412	16.40	Complies
06	2437	21.36	Complies
11	2462	16.56	Complies



Date: 29.DEC.2020 02:27:25



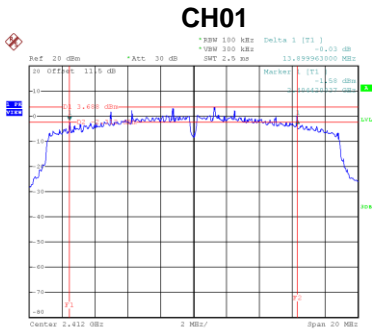
Date: 29.DEC.2020 01:02:44



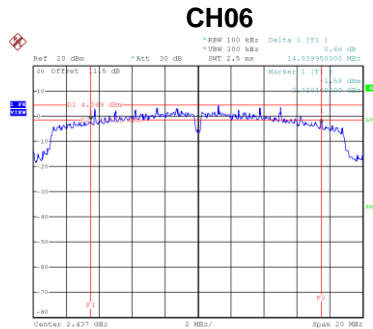
Date: 29.DEC.2020 01:04:24

Test Mode	TX N-20M Mode
-----------	---------------

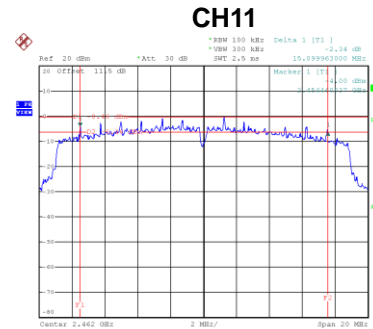
Channel	Frequency (MHz)	6 dB Bandwidth (MHz)	6 dB Bandwidth Min. Limit (kHz)	Result
01	2412	13.90	500	Complies
06	2437	14.04	500	Complies
11	2462	15.10	500	Complies



Date: 29.DEC.2020 02:28:36

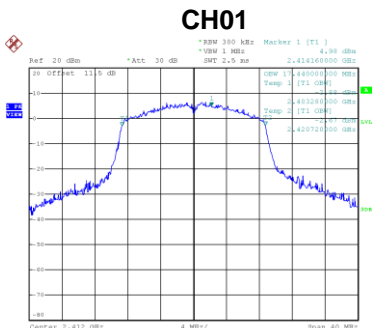


Date: 29.DEC.2020 01:10:47

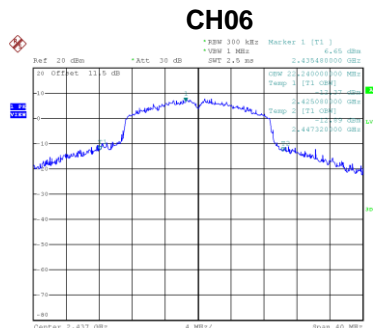


Date: 29.DEC.2020 01:09:23

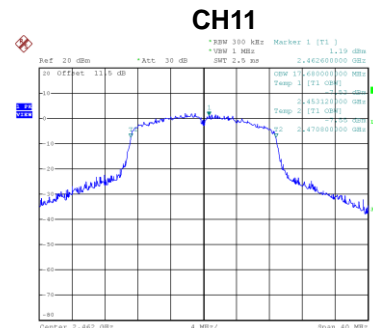
Channel	Frequency (MHz)	99 % Emission Bandwidth (MHz)	Result
01	2412	17.44	Complies
06	2437	22.24	Complies
11	2462	17.68	Complies



Date: 29.DEC.2020 02:28:42



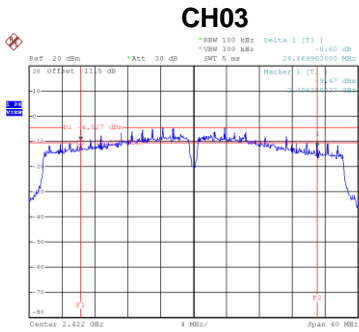
Date: 29.DEC.2020 01:10:54



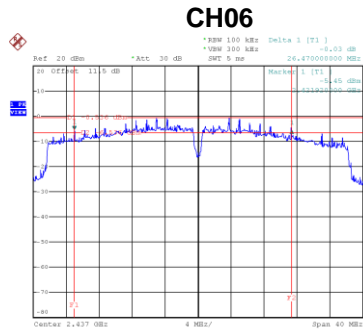
Date: 29.DEC.2020 01:09:29

Test Mode	TX N-40M Mode
-----------	---------------

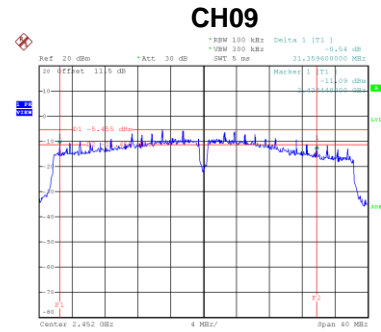
Channel	Frequency (MHz)	6 dB Bandwidth (MHz)	6 dB Bandwidth Min. Limit (kHz)	Result
03	2422	28.87	500	Complies
06	2437	26.47	500	Complies
09	2452	31.36	500	Complies



Date: 29.DEC.2020 01:11:28

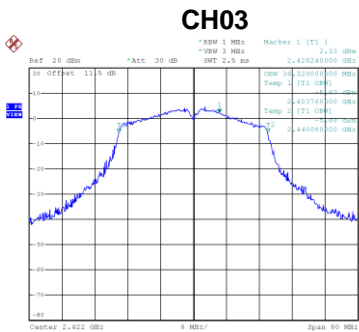


Date: 29.DEC.2020 01:11:26

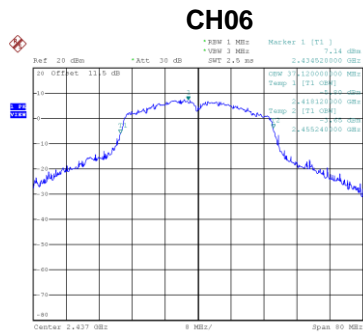


Date: 29.DEC.2020 01:11:27

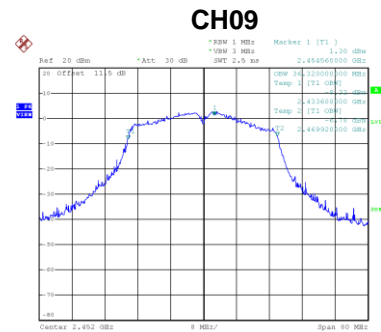
Channel	Frequency (MHz)	99 % Emission Bandwidth (MHz)	Result
03	2422	36.32	Complies
06	2437	37.12	Complies
09	2452	36.32	Complies



Date: 29.DEC.2020 01:11:35



Date: 29.DEC.2020 01:11:33



Date: 29.DEC.2020 01:11:33

APPENDIX F - MAXIMUM AVERAGE OUTPUT POWER

Test Mode	TX B Mode_Ant. 1
-----------	------------------

Channel	Frequency (MHz)	Avg Output Power (dBm)	Duty Factor	Avg Output Power + Duty Factor (dBm)	Max. Limit (dBm)	Max. Limit (W)	Result
01	2412	17.92	0.00	17.92	30.00	1.0000	Complies
06	2437	19.75	0.00	19.75	30.00	1.0000	Complies
11	2462	19.41	0.00	19.41	30.00	1.0000	Complies

Test Mode	TX B Mode_Ant. 2
-----------	------------------

Channel	Frequency (MHz)	Avg Output Power (dBm)	Duty Factor	Avg Output Power + Duty Factor (dBm)	Max. Limit (dBm)	Max. Limit (W)	Result
01	2412	18.15	0.00	18.15	30.00	1.0000	Complies
06	2437	19.78	0.00	19.78	30.00	1.0000	Complies
11	2462	19.94	0.00	19.94	30.00	1.0000	Complies

Test Mode	TX B Mode_Total
-----------	-----------------

Channel	Frequency (MHz)	Avg Output Power (dBm)	Max. Limit (dBm)	Max. Limit (W)	Result
01	2412	21.05	30.00	1.0000	Complies
06	2437	22.78	30.00	1.0000	Complies
11	2462	22.69	30.00	1.0000	Complies

Test Mode	TX G Mode_Ant. 1
-----------	------------------

Channel	Frequency (MHz)	Avg Output Power (dBm)	Duty Factor	Avg Output Power + Duty Factor (dBm)	Max. Limit (dBm)	Max. Limit (W)	Result
01	2412	14.92	0.12	15.04	30.00	1.0000	Complies
06	2437	20.11	0.12	20.23	30.00	1.0000	Complies
11	2462	15.31	0.12	15.43	30.00	1.0000	Complies

Test Mode	TX G Mode_Ant. 2
-----------	------------------

Channel	Frequency (MHz)	Avg Output Power (dBm)	Duty Factor	Avg Output Power + Duty Factor (dBm)	Max. Limit (dBm)	Max. Limit (W)	Result
01	2412	14.63	0.12	14.75	30.00	1.0000	Complies
06	2437	20.35	0.12	20.47	30.00	1.0000	Complies
11	2462	14.96	0.12	15.08	30.00	1.0000	Complies

Test Mode	TX G Mode_Total
-----------	-----------------

Channel	Frequency (MHz)	Avg Output Power (dBm)	Max. Limit (dBm)	Max. Limit (W)	Result
01	2412	17.91	30.00	1.0000	Complies
06	2437	23.36	30.00	1.0000	Complies
11	2462	18.27	30.00	1.0000	Complies

Test Mode	TX N-20M Mode_Ant. 1
-----------	----------------------

Channel	Frequency (MHz)	Avg Output Power (dBm)	Duty Factor	Avg Output Power + Duty Factor (dBm)	Max. Limit (dBm)	Max. Limit (W)	Result
01	2412	13.46	0.11	13.57	30.00	1.0000	Complies
06	2437	20.42	0.11	20.53	30.00	1.0000	Complies
11	2462	14.27	0.11	14.38	30.00	1.0000	Complies

Test Mode	TX N-20M Mode_Ant. 2
-----------	----------------------

Channel	Frequency (MHz)	Avg Output Power (dBm)	Duty Factor	Avg Output Power + Duty Factor (dBm)	Max. Limit (dBm)	Max. Limit (W)	Result
01	2412	13.67	0.11	13.78	30.00	1.0000	Complies
06	2437	20.56	0.11	20.67	30.00	1.0000	Complies
11	2462	14.61	0.11	14.72	30.00	1.0000	Complies

Test Mode	TX N-20M Mode_Total
-----------	---------------------

Channel	Frequency (MHz)	Avg Output Power (dBm)	Max. Limit (dBm)	Max. Limit (W)	Result
01	2412	16.69	30.00	1.0000	Complies
06	2437	23.61	30.00	1.0000	Complies
11	2462	17.57	30.00	1.0000	Complies

Test Mode	TX N-40M Mode_Ant. 1
-----------	----------------------

Channel	Frequency (MHz)	Avg Output Power (dBm)	Duty Factor	Avg Output Power + Duty Factor (dBm)	Max. Limit (dBm)	Max. Limit (W)	Result
03	2422	11.31	0.18	11.49	30.00	1.0000	Complies
06	2437	16.21	0.18	16.39	30.00	1.0000	Complies
09	2452	10.87	0.18	11.05	30.00	1.0000	Complies

Test Mode	TX N-40M Mode_Ant. 2
-----------	----------------------

Channel	Frequency (MHz)	Avg Output Power (dBm)	Duty Factor	Avg Output Power + Duty Factor (dBm)	Max. Limit (dBm)	Max. Limit (W)	Result
03	2422	11.22	0.18	11.40	30.00	1.0000	Complies
06	2437	15.87	0.18	16.05	30.00	1.0000	Complies
09	2452	11.15	0.18	11.33	30.00	1.0000	Complies

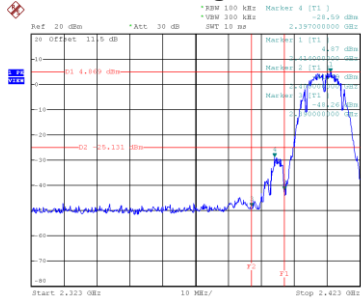
Test Mode	TX N-40M Mode_Total
-----------	---------------------

Channel	Frequency (MHz)	Avg Output Power (dBm)	Max. Limit (dBm)	Max. Limit (W)	Result
03	2422	14.46	30.00	1.0000	Complies
06	2437	19.24	30.00	1.0000	Complies
09	2452	14.21	30.00	1.0000	Complies

APPENDIX G - CONDUCTED SPURIOUS EMISSIONS

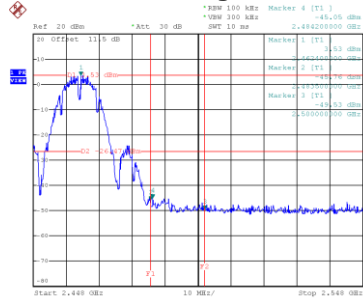
Test Mode TX B Mode_Ant. 1

Bandedge-CH01



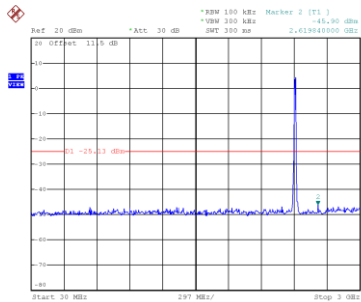
Date: 29.DEC.2020 00:51:49

Bandedge-CH11

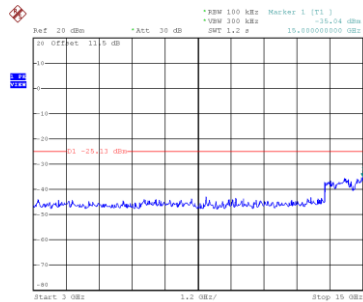


Date: 29.DEC.2020 00:51:00

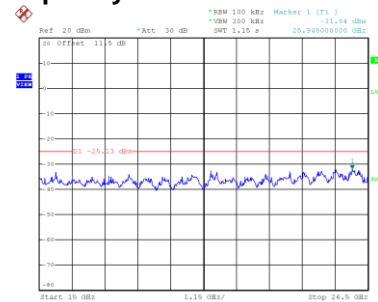
CH01 – 10th Harmonic of the fundamental frequency



Date: 29.DEC.2020 00:52:01

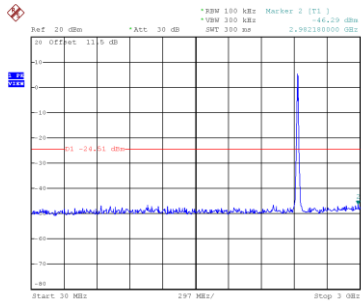


Date: 29.DEC.2020 00:52:08

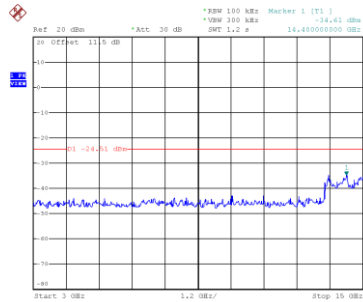


Date: 29.DEC.2020 00:52:15

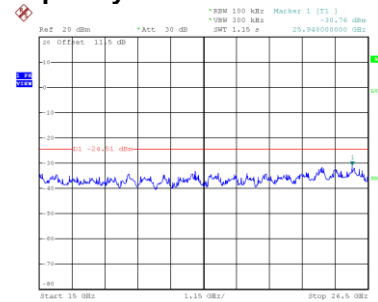
CH06 – 10th Harmonic of the fundamental frequency



Date: 29.DEC.2020 00:54:39

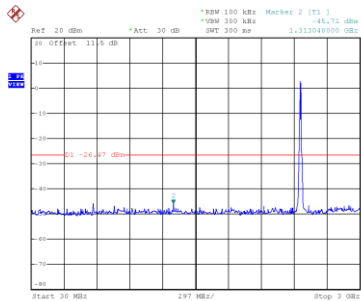


Date: 29.DEC.2020 00:54:46

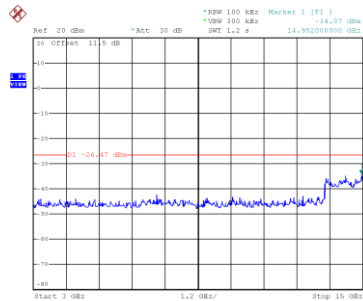


Date: 29.DEC.2020 00:54:52

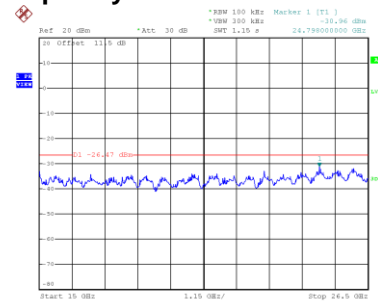
CH11 – 10th Harmonic of the fundamental frequency



Date: 29.DEC.2020 00:59:13



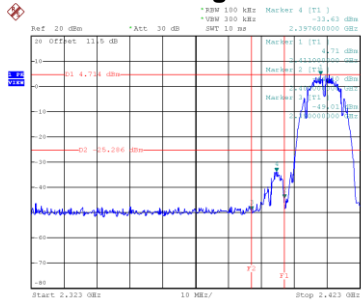
Date: 29.DEC.2020 00:59:20



Date: 29.DEC.2020 00:59:27

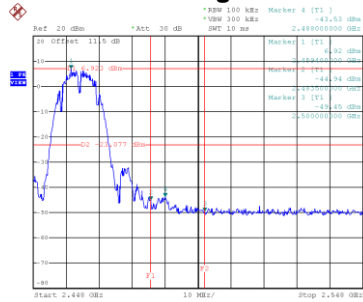
Test Mode TX B Mode_Ant. 2

Bandedge-CH01



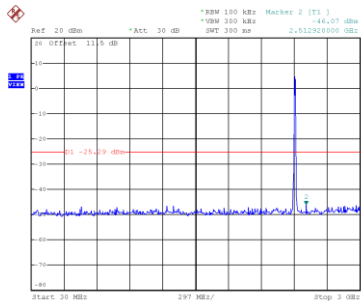
Date: 29.DEC.2020 02:04:19

Bandedge-CH11

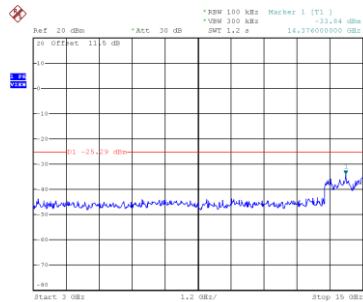


Date: 29.DEC.2020 02:07:39

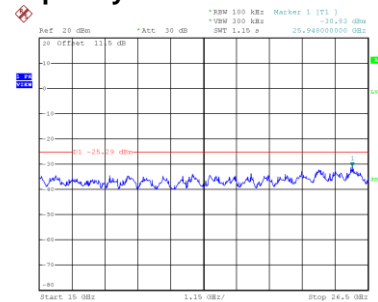
CH01 – 10th Harmonic of the fundamental frequency



Date: 29.DEC.2020 02:04:31

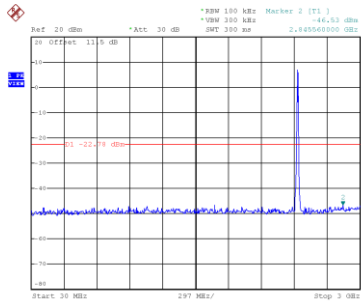


Date: 29.DEC.2020 02:04:38

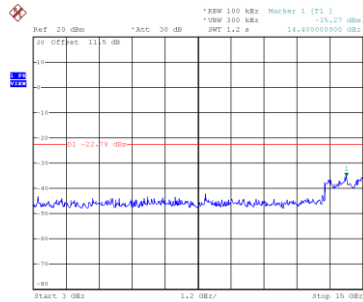


Date: 29.DEC.2020 02:04:45

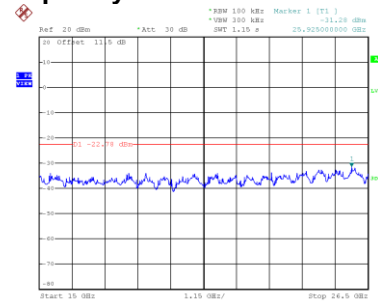
CH06 – 10th Harmonic of the fundamental frequency



Date: 29.DEC.2020 02:06:29

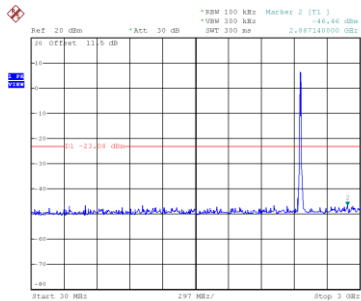


Date: 29.DEC.2020 02:06:35

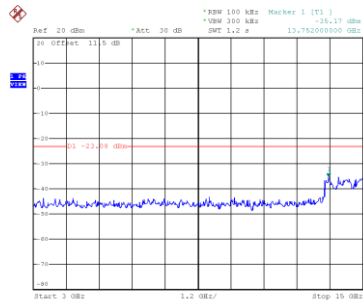


Date: 29.DEC.2020 02:06:42

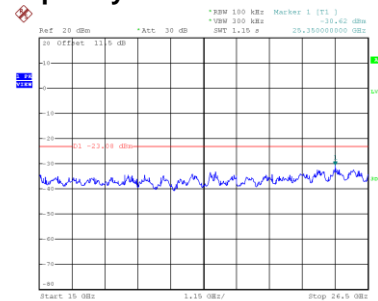
CH11 – 10th Harmonic of the fundamental frequency



Date: 29.DEC.2020 02:07:52



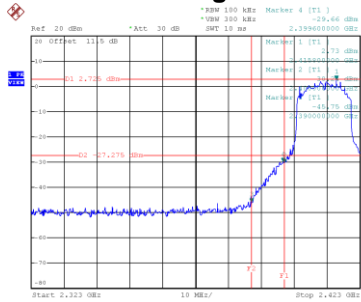
Date: 29.DEC.2020 02:07:59



Date: 29.DEC.2020 02:08:06

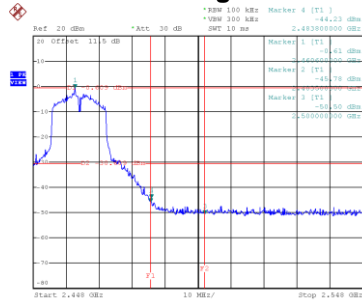
Test Mode TX G Mode_Ant. 1

Bandedge-CH01



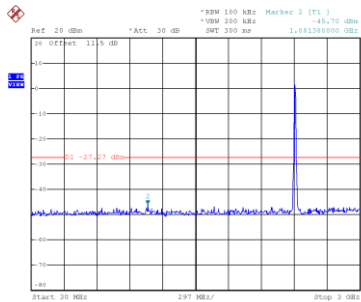
Date: 29.DEC.2020 02:27:32

Bandedge-CH11

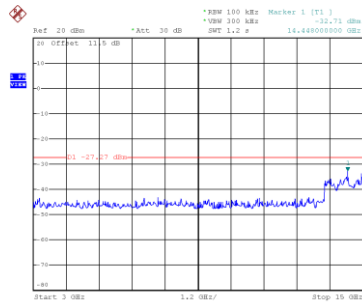


Date: 29.DEC.2020 01:04:31

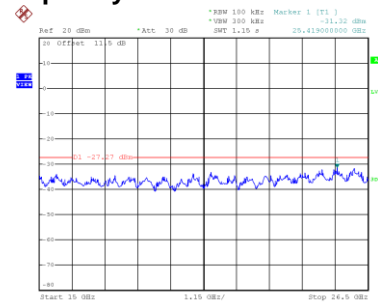
CH01 – 10th Harmonic of the fundamental frequency



Date: 29.DEC.2020 02:27:45

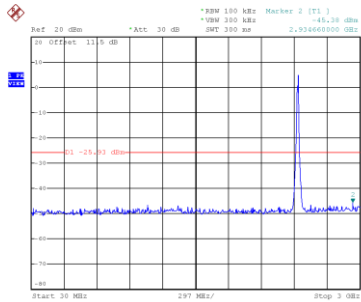


Date: 29.DEC.2020 02:27:51

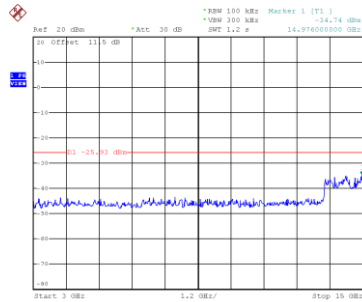


Date: 29.DEC.2020 02:27:58

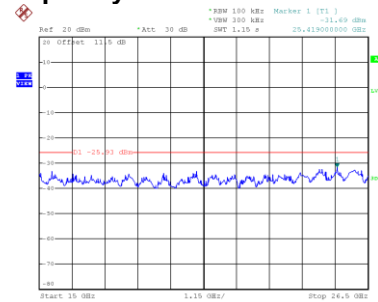
CH06 – 10th Harmonic of the fundamental frequency



Date: 29.DEC.2020 01:03:04

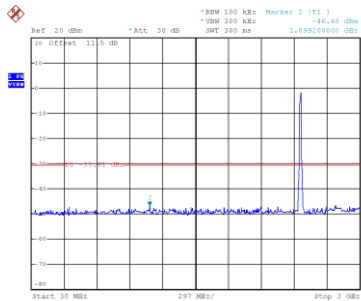


Date: 29.DEC.2020 01:03:11

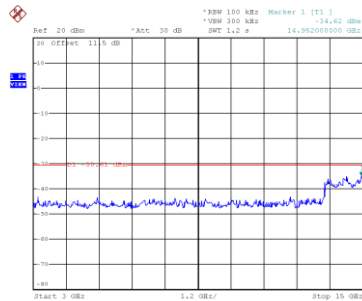


Date: 29.DEC.2020 01:03:18

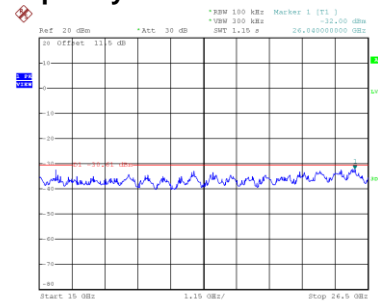
CH11 – 10th Harmonic of the fundamental frequency



Date: 29.DEC.2020 01:04:44



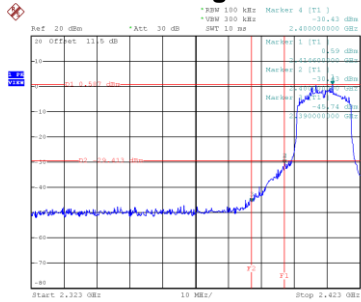
Date: 29.DEC.2020 01:04:51



Date: 29.DEC.2020 01:04:58

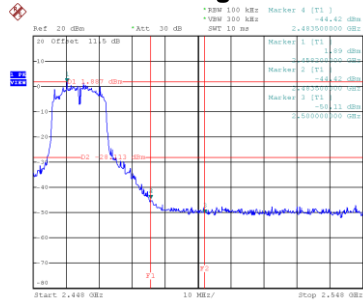
Test Mode TX G Mode_Ant. 2

Bandedge-CH01



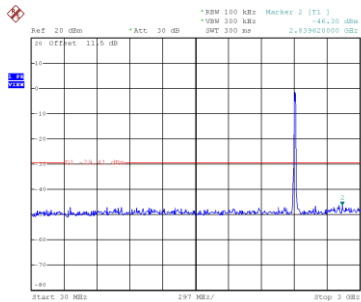
Date: 29.DEC.2020 02:08:57

Bandedge-CH11

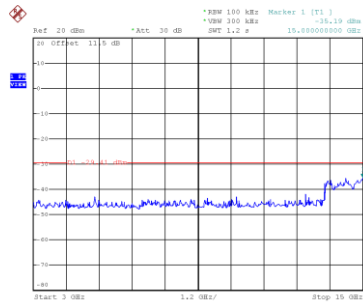


Date: 29.DEC.2020 02:12:17

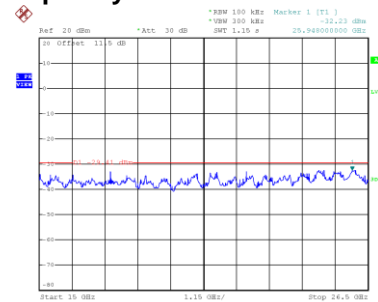
CH01 – 10th Harmonic of the fundamental frequency



Date: 29.DEC.2020 02:09:10

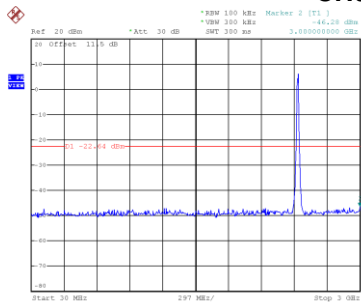


Date: 29.DEC.2020 02:09:17

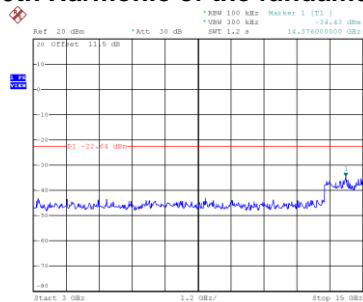


Date: 29.DEC.2020 02:09:23

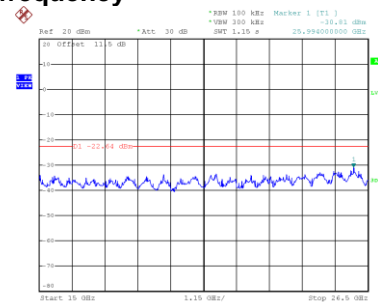
CH06 – 10th Harmonic of the fundamental frequency



Date: 29.DEC.2020 02:11:04

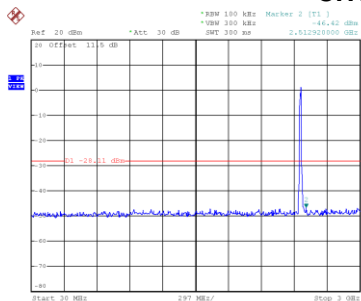


Date: 29.DEC.2020 02:11:11

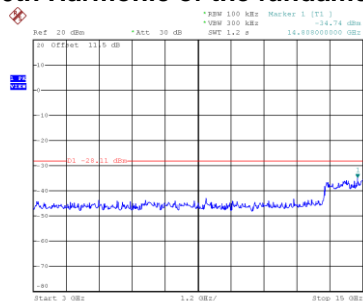


Date: 29.DEC.2020 02:11:17

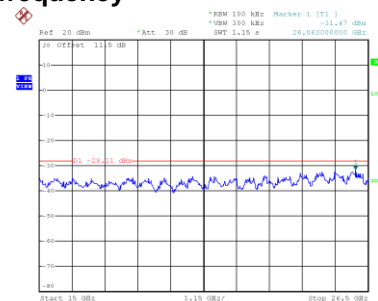
CH11 – 10th Harmonic of the fundamental frequency



Date: 29.DEC.2020 02:12:30



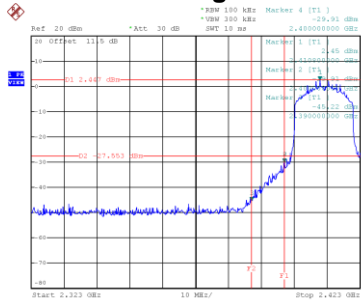
Date: 29.DEC.2020 02:12:37



Date: 29.DEC.2020 02:12:44

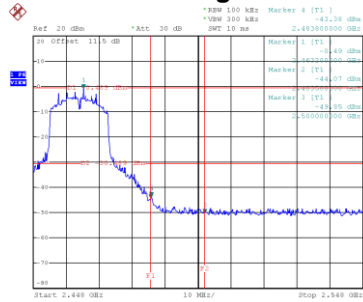
Test Mode TX N-20M Mode_Ant. 1

Bandedge-CH01



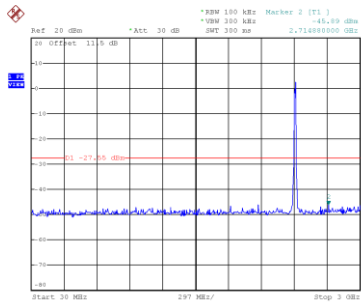
Date: 29.DEC.2020 02:28:49

Bandedge-CH11

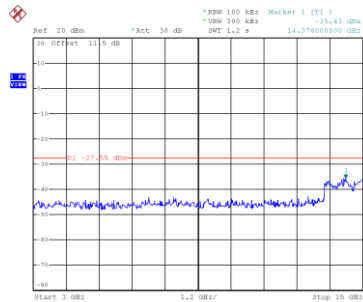


Date: 29.DEC.2020 01:09:37

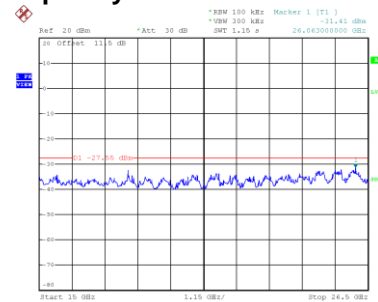
CH01 – 10th Harmonic of the fundamental frequency



Date: 29.DEC.2020 02:29:02

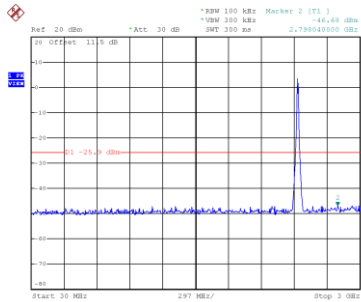


Date: 29.DEC.2020 02:29:09

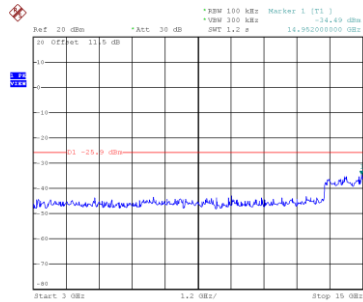


Date: 29.DEC.2020 02:29:15

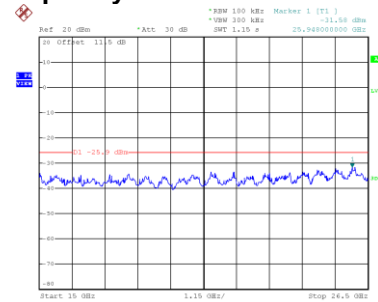
CH06 – 10th Harmonic of the fundamental frequency



Date: 29.DEC.2020 01:08:13

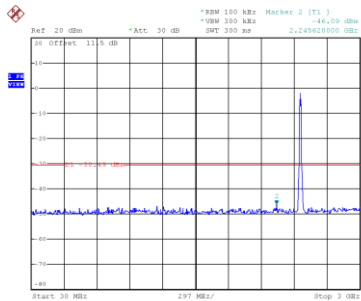


Date: 29.DEC.2020 01:08:20

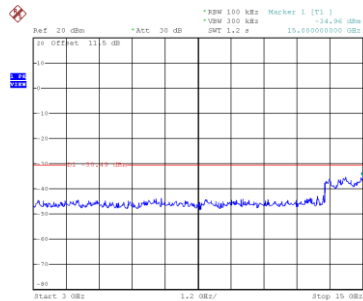


Date: 29.DEC.2020 01:08:27

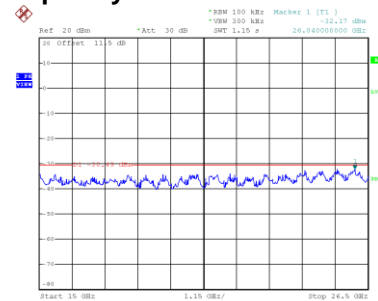
CH11 – 10th Harmonic of the fundamental frequency



Date: 29.DEC.2020 01:09:50



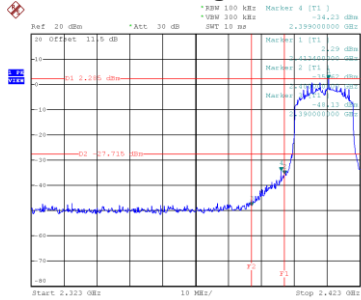
Date: 29.DEC.2020 01:09:57



Date: 29.DEC.2020 01:10:03

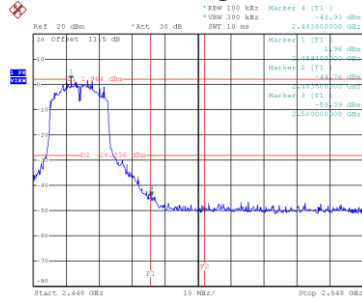
Test Mode TX N-20M Mode_Ant. 2

Bandedge-CH01



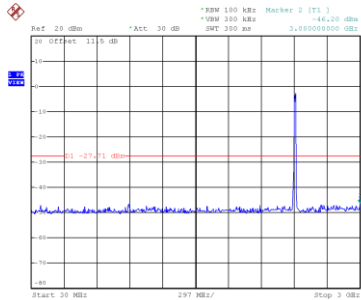
Date: 29.DEC.2020 02:13:48

Bandedge-CH11

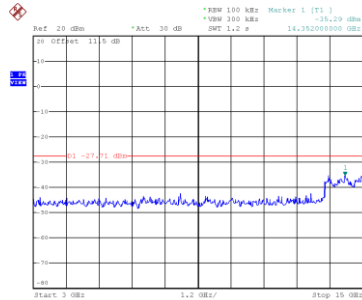


Date: 29.DEC.2020 02:16:36

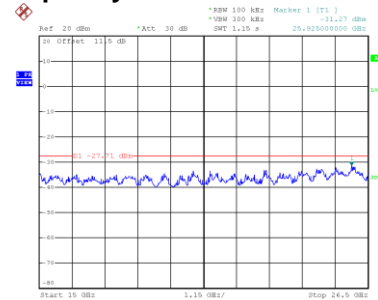
CH01 – 10th Harmonic of the fundamental frequency



Date: 29.DEC.2020 02:14:00

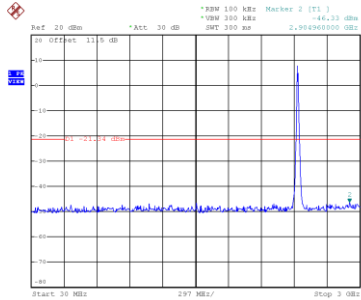


Date: 29.DEC.2020 02:14:07

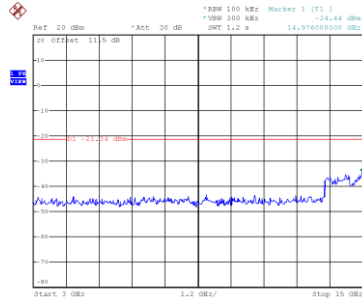


Date: 29.DEC.2020 02:14:14

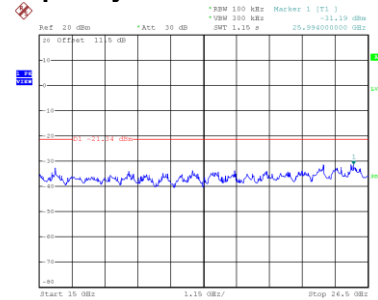
CH06 – 10th Harmonic of the fundamental frequency



Date: 29.DEC.2020 02:15:26

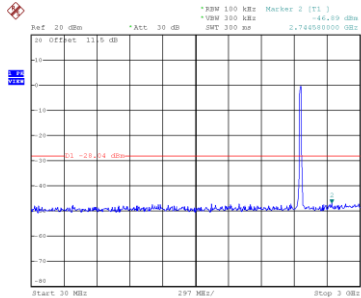


Date: 29.DEC.2020 02:15:33

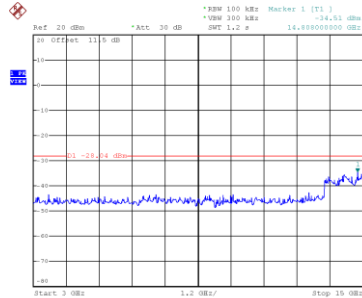


Date: 29.DEC.2020 02:15:40

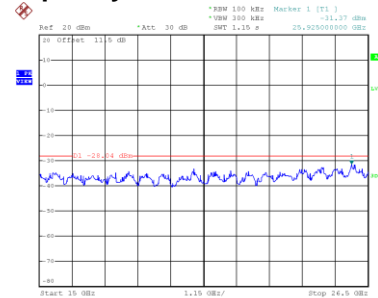
CH11 – 10th Harmonic of the fundamental frequency



Date: 29.DEC.2020 02:16:48



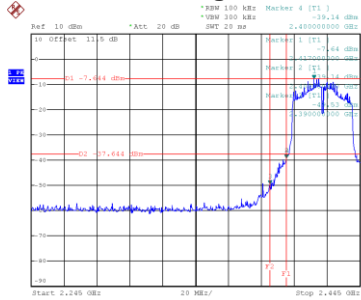
Date: 29.DEC.2020 02:16:55



Date: 29.DEC.2020 02:17:02

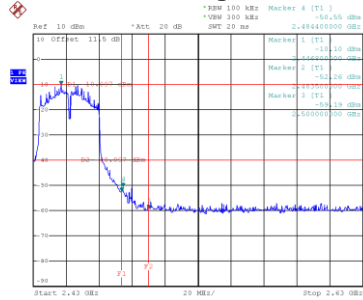
Test Mode TX N-40M Mode_Ant. 1

Bandedge-CH03



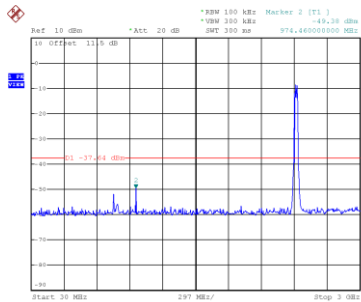
Date: 29.DEC.2020 01:43:40

Bandedge-CH09

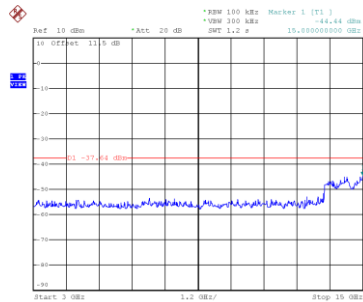


Date: 29.DEC.2020 01:45:41

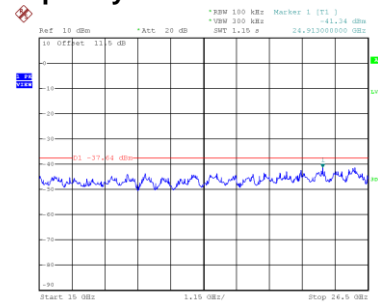
CH03 – 10th Harmonic of the fundamental frequency



Date: 29.DEC.2020 01:43:52

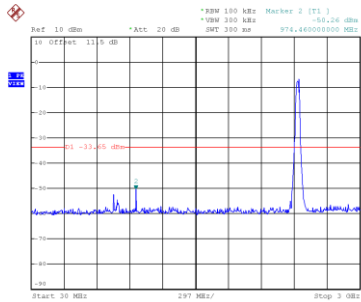


Date: 29.DEC.2020 01:43:59

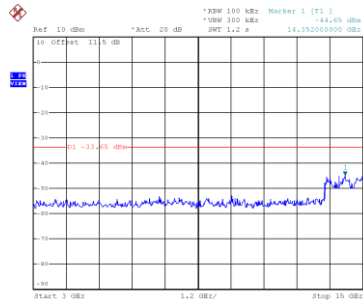


Date: 29.DEC.2020 01:44:06

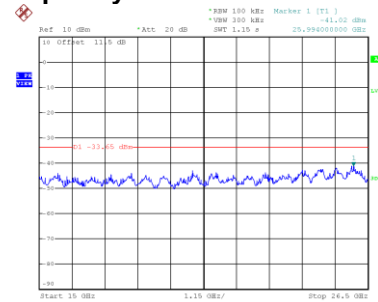
CH06 – 10th Harmonic of the fundamental frequency



Date: 29.DEC.2020 01:44:44

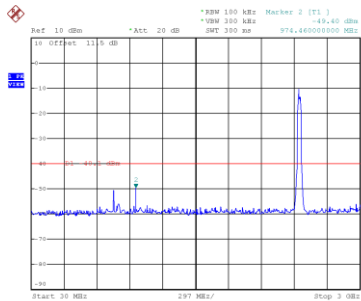


Date: 29.DEC.2020 01:44:51

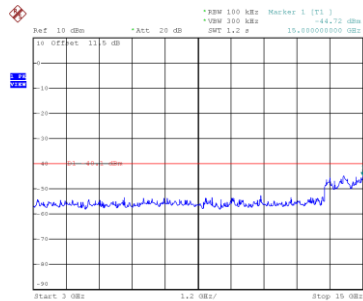


Date: 29.DEC.2020 01:44:58

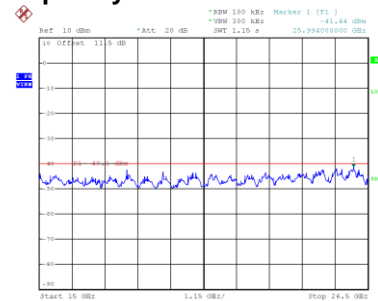
CH09 – 10th Harmonic of the fundamental frequency



Date: 29.DEC.2020 01:45:54



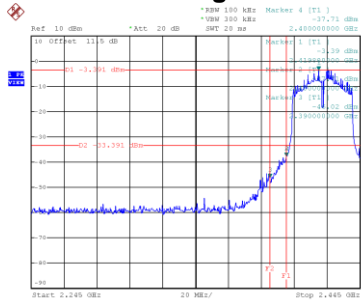
Date: 29.DEC.2020 01:46:00



Date: 29.DEC.2020 01:46:07

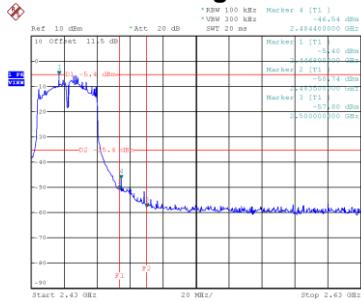
Test Mode TX N-40M Mode_Ant. 2

Bandedge-CH03



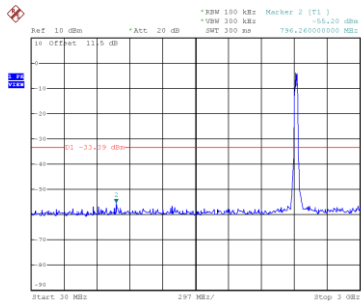
Date: 29.DEC.2020 02:25:122

Bandedge-CH09

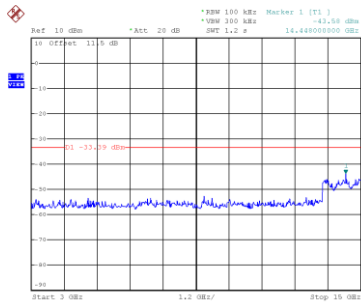


Date: 29.DEC.2020 02:23:129

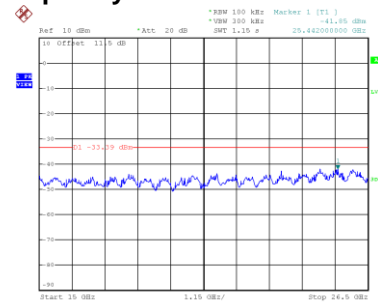
CH03 – 10th Harmonic of the fundamental frequency



Date: 29.DEC.2020 02:25:134

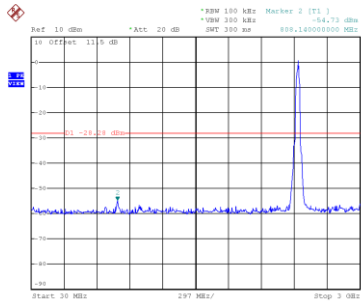


Date: 29.DEC.2020 02:25:141

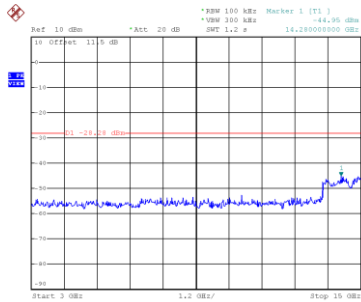


Date: 29.DEC.2020 02:25:148

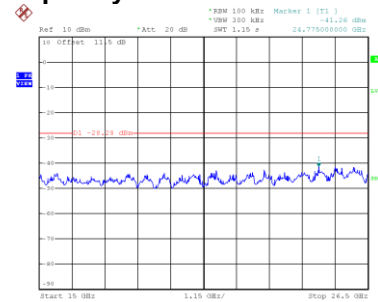
CH06 – 10th Harmonic of the fundamental frequency



Date: 29.DEC.2020 02:24:141

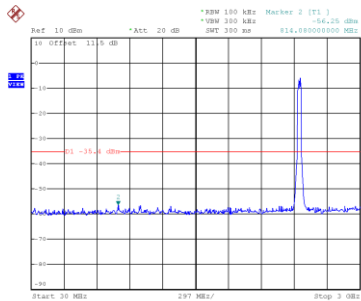


Date: 29.DEC.2020 02:24:148

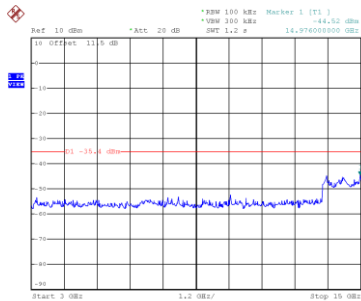


Date: 29.DEC.2020 02:24:155

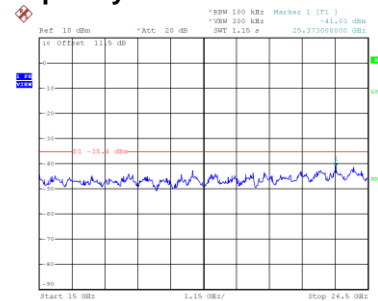
CH09 – 10th Harmonic of the fundamental frequency



Date: 29.DEC.2020 02:23:142



Date: 29.DEC.2020 02:23:149

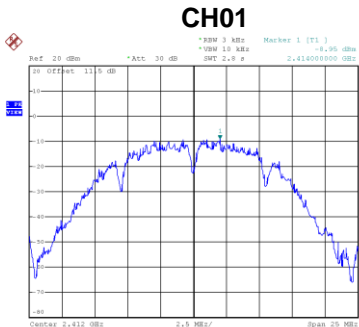


Date: 29.DEC.2020 02:23:155

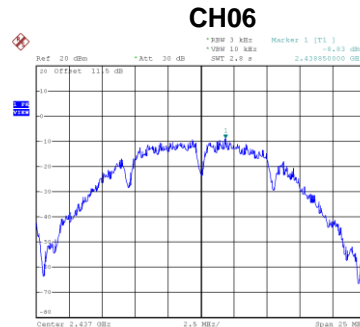
APPENDIX H - POWER SPECTRAL DENSITY

Test Mode	TX B Mode_Ant. 1
-----------	------------------

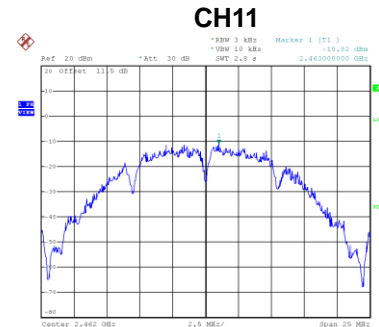
Channel	Frequency (MHz)	Power Spectral Density (dBm/3kHz)	Max. Limit (dBm/3kHz)	Result
01	2412	-8.95	8	Complies
06	2437	-8.83	8	Complies
11	2462	-10.82	8	Complies



Date: 29 DEC 2020 00:15:24



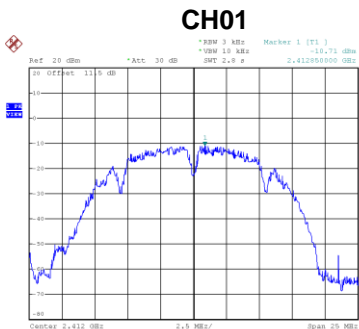
Date: 29 DEC 2020 00:15:40



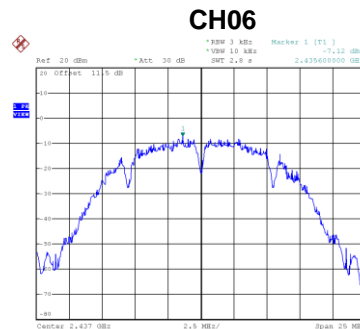
Date: 29 DEC 2020 00:15:35

Test Mode	TX B Mode_Ant. 2
-----------	------------------

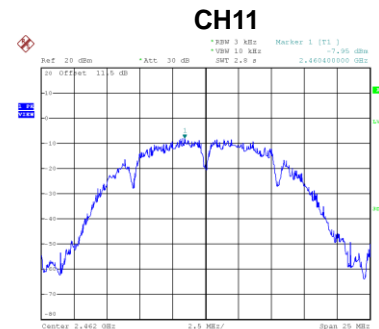
Channel	Frequency (MHz)	Power Spectral Density (dBm/3kHz)	Max. Limit (dBm/3kHz)	Result
01	2412	-10.71	8	Complies
06	2437	-7.12	8	Complies
11	2462	-7.95	8	Complies



Date: 29 DEC 2020 02:04:53



Date: 29 DEC 2020 02:06:51



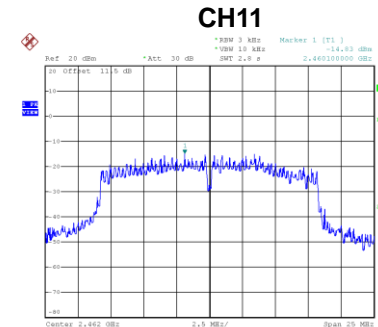
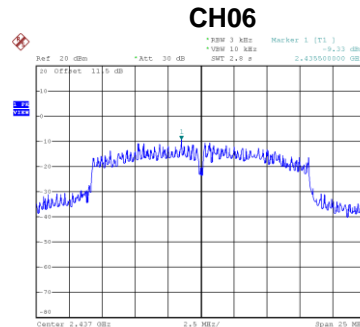
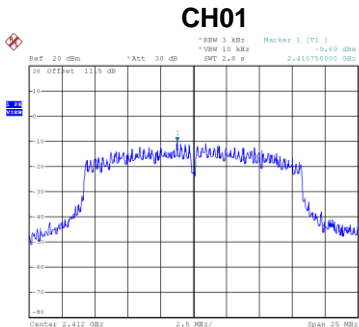
Date: 29 DEC 2020 02:08:14

Test Mode	TX B Mode_Total
-----------	-----------------

Channel	Frequency (MHz)	Power Spectral Density (dBm/3kHz)	Max. Limit (dBm/3kHz)	Result
01	2412	-6.73	8	Complies
06	2437	-4.88	8	Complies
11	2462	-6.14	8	Complies

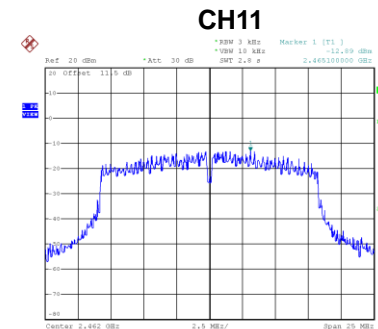
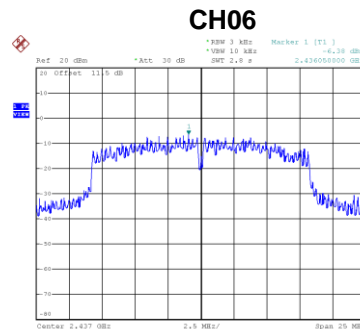
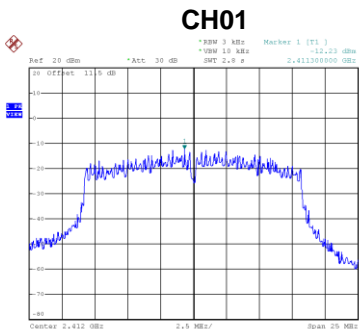
Test Mode	TX G Mode_Ant. 1
-----------	------------------

Channel	Frequency (MHz)	Power Spectral Density (dBm/3kHz)	Max. Limit (dBm/3kHz)	Result
01	2412	-9.69	8	Complies
06	2437	-9.33	8	Complies
11	2462	-14.83	8	Complies



Test Mode	TX G Mode_Ant. 2
-----------	------------------

Channel	Frequency (MHz)	Power Spectral Density (dBm/3kHz)	Max. Limit (dBm/3kHz)	Result
01	2412	-12.23	8	Complies
06	2437	-6.38	8	Complies
11	2462	-12.89	8	Complies

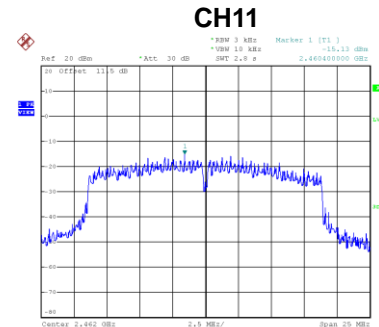
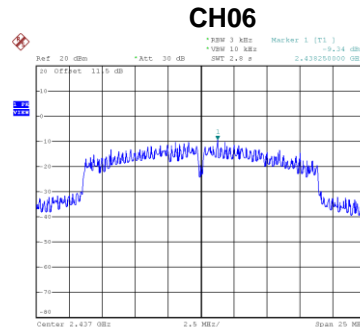
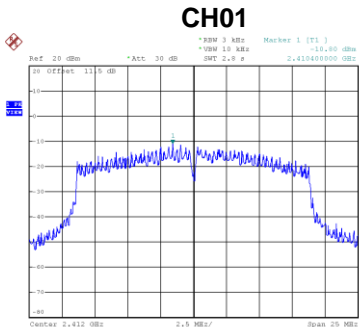


Test Mode	TX G Mode_Total
-----------	-----------------

Channel	Frequency (MHz)	Power Spectral Density (dBm/3kHz)	Max. Limit (dBm/3kHz)	Result
01	2412	-7.77	8	Complies
06	2437	-4.60	8	Complies
11	2462	-10.74	8	Complies

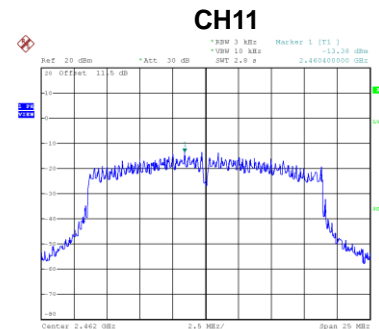
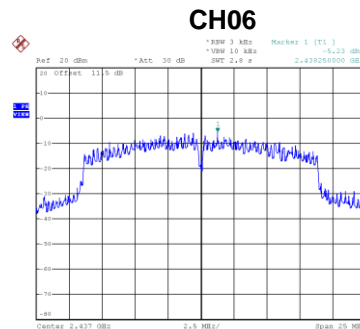
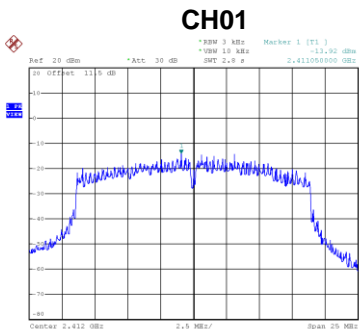
Test Mode	TX N-20M Mode_Ant. 1
-----------	----------------------

Channel	Frequency (MHz)	Power Spectral Density (dBm/3kHz)	Max. Limit (dBm/3kHz)	Result
01	2412	-10.80	8	Complies
06	2437	-9.34	8	Complies
11	2462	-15.13	8	Complies



Test Mode	TX N-20M Mode_Ant. 2
-----------	----------------------

Channel	Frequency (MHz)	Power Spectral Density (dBm/3kHz)	Max. Limit (dBm/3kHz)	Result
01	2412	-13.92	8	Complies
06	2437	-5.23	8	Complies
11	2462	-13.38	8	Complies

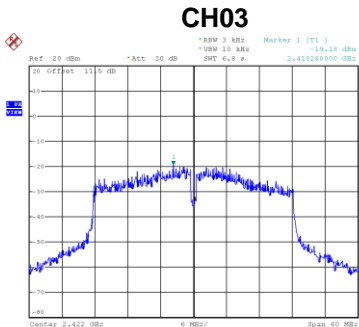


Test Mode	TX N-20M Mode_Total
-----------	---------------------

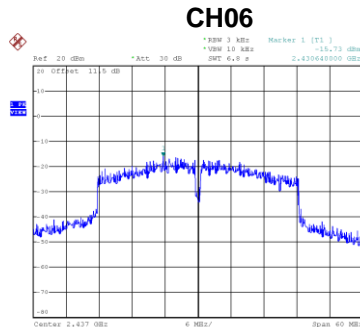
Channel	Frequency (MHz)	Power Spectral Density (dBm/3kHz)	Max. Limit (dBm/3kHz)	Result
01	2412	-9.08	8	Complies
06	2437	-3.81	8	Complies
11	2462	-11.16	8	Complies

Test Mode	TX N-40M Mode_Ant. 1
-----------	----------------------

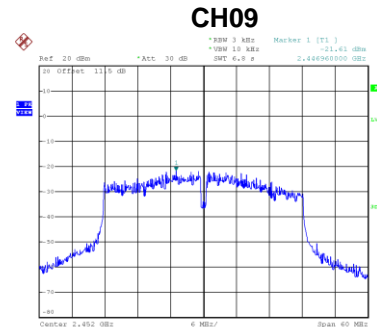
Channel	Frequency (MHz)	Power Spectral Density (dBm/3kHz)	Max. Limit (dBm/3kHz)	Result
03	2422	-19.18	8	Complies
06	2437	-15.73	8	Complies
09	2452	-21.61	8	Complies



Date: 29.DEC.2020 01:12:46



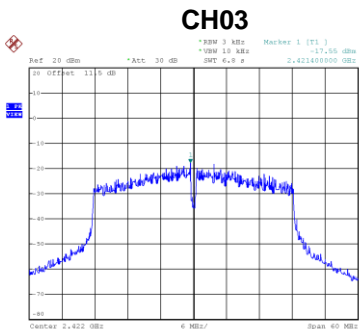
Date: 29.DEC.2020 01:13:44



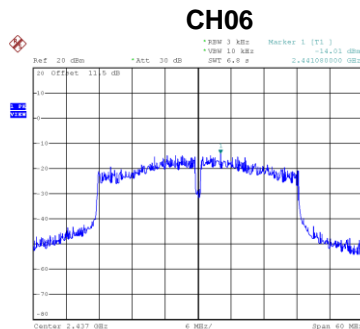
Date: 29.DEC.2020 01:14:45

Test Mode	TX N-40M Mode_Ant. 2
-----------	----------------------

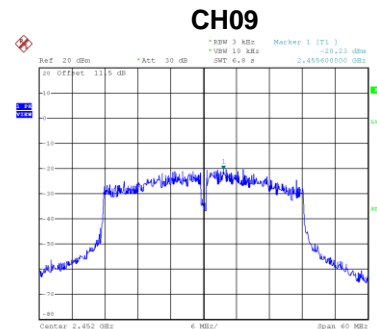
Channel	Frequency (MHz)	Power Spectral Density (dBm/3kHz)	Max. Limit (dBm/3kHz)	Result
03	2422	-17.55	8	Complies
06	2437	-14.01	8	Complies
09	2452	-20.23	8	Complies



Date: 29.DEC.2020 02:20:37



Date: 29.DEC.2020 02:21:45



Date: 29.DEC.2020 02:22:37

Test Mode	TX N-40M Mode_Total
-----------	---------------------

Channel	Frequency (MHz)	Power Spectral Density (dBm/3kHz)	Max. Limit (dBm/3kHz)	Result
03	2422	-15.28	8	Complies
06	2437	-11.78	8	Complies
09	2452	-17.86	8	Complies

End of Test Report