



BOSCH

Invented for life

Cooktop Range.

Gas, induction or ceramic cooktops
to fit any cooking style.





Bosch Cooktops.

Bosch offers a wide range of induction, plus induction with integrated ventilation, ceramic and gas cooktops to choose from. They are all made using high-quality materials, are easy to use and add style and elegance to any kitchen.

Venting Cooktops

FlexInduction Cooktop



Series 8 80cm FlexInduction Cooktop with Ventilation PXX875D67E

Heating functions

4 Induction cooking zones
2 FlexInduction zones for large pans or multiple smaller pots
17 power levels per zone
PowerBoost and ShortBoost for each zone

Convenience

Electronic DirectSelect Premium touch controls
Dual timer with auto switch-off for each zone
PerfectFry sensor with 5 automatic frying programs
PerfectCook sensor
Move Mode: 3 automatic power levels
Home Connect
QuickStart
ReStart
Energy consumption display
EcoSilence Drive motor
PerfectAir sensor
622m³/h extraction rate
17 fan speed levels plus 2 intensive settings
42 – 74dB noise level

Cleaning

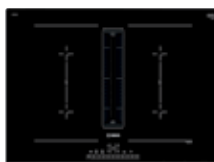
WipeProtection: pauses all settings for easy cleaning while cooking
Dishwasher safe metal grease filters

Safety

2-stage residual heat indicators
Child lock

Dimensions (HxWxD)
223 x 816 x 527mm

CombiZone Cooktop



Series 6 70cm CombiZone Cooktop with Ventilation PVQ731F15E

Heating functions

4 Induction cooking zones
2 CombiZones for large pans
17 power levels per zone
PowerBoost for each zone

Convenience

Electronic DirectSelect touch controls
Dual timer with auto switch-off for each zone
Move Mode: 2 automatic power levels
QuickStart
ReStart
Energy consumption display
EcoSilence Drive motor
622m³/h extraction rate
9 fan speed levels plus 2 intensive settings
42 – 74dB noise level

Cleaning

WipeProtection: pauses all settings for easy cleaning while cooking
Dishwasher safe metal grease filters

Safety

2-stage residual heat indicators
Child lock

Dimensions (HxWxD)

223 x 710 x 522mm
Fits into 60cm wide cabinetry

Venting
cooktop
accessories
required

PXX875D67E & PVQ731F15E

Mandatory kits required for all installation configurations

Air Extraction Kit HEZ9VEDU0

4 x Acoustic filters
1 x Sealing strip
All further necessary ducting elements must be ordered additionally.

Air Recirculation Kit HEZ9VRPD0

4 x CleanAir Odour filters
1 x Air diffuser
1 x Sealing strip
A return-flow aperture of a ≥ 400cm² is to be respected in the plinth area.
All further necessary ducting elements must be ordered additionally.

Island Recirculation Kit HEZ9VRUD0

4 x CleanAir Odour filters
1 x Telescopic slider with self-adhesive air tight seal
A return-flow aperture of a ≥ 400cm² is to be respected in the plinth area.
This configuration requires a vertical aperture of 50mm behind the backpanel of the furniture. 25mm is the minimum requirement.

Note: this kit is only recommended for island recirculation configurations. For installation against an external or poorly insulated wall HEZ9VRPD0 is recommended.

FlexInduction Cooktops



Series 8 90cm FlexInduction Cooktop PXX975DC1E

Heating functions

5 Induction cooking zones
3 FlexInduction zones for large pans or multiple smaller pans
17 power levels
PowerBoost and ShortBoost for each zone

Convenience

Electronic DirectSelect Premium touch controls
Dual timer with auto switch-off for each zone
PerfectFry sensor with 5 automatic frying programs
MoveMode: 3 automatic power levels
QuickStart
ReStart
Energy consumption display

Cleaning

WipeProtection: pauses all settings for easy cleaning while cooking

Safety

2-stage residual heat indicators
Child lock

Dimensions (WxD)
916 x 527mm

Why should you use an induction cooktop?

Faster cooking, reduced energy consumption, an induction cooktop generates heat only where it is needed – in the base of the pan, also providing more safety and more convenience. The lower temperature keeps both big and little hands safe from burning. Not only that, an induction cooktop is easy to clean as its cooking surface is flat and smooth and does not get hot enough to make spilled food burn and stick.

Induction speeds up your cooking.

Time required to heat 2 litres of water at 15°C–90°C.

Induction cooktop with 3.3kWh PowerBoost

4.01 min

0.225 kWh

Ceramic cooktop with 2.2kWh HighSpeed

9.06 min

0.314 kWh

Gas burner with 4.0kWh/14.4 MJ/h

7.39 min

0.500 kWh

Gas burner with 1.9kWh/6.84 MJ/h

12.24 min

0.320 kWh

Source: BSH Hausgeräte GmbH, Germany (overseas test results).




Venting Cooktops: The 2-in-1 cooktop with integrated ventilation.

These models allow you to reclaim your space in the kitchen by removing the need for a conventional wall or island rangehood. Offering a FlexInduction or CombiZone cooking surface with powerful extraction.

FlexInduction Cooktops: The ultimate Bosch induction experience.

This technology provides even heating across the entire FlexZone. The FlexZone can be used as two separate zones or combined into a single zone for all your large pots, pans and roasting dishes. Extended zones can accommodate even larger pots of up to 40cm.

CombiZone Cooktops



Series 8 80cm FlexInduction Cooktop PXY875KW1E

Heating functions

4 Induction cooking zones
2 FlexInduction zones with extended zones for large pans or multiple smaller pans
17 power levels
PowerBoost and ShortBoost for each zone

Convenience

TFT Touch Graphic display
Dual timer with auto switch-off for each zone
PerfectFry sensor with 5 automatic frying programs
PerfectCook sensor
MoveMode: 3 automatic power levels
Home Connect
Cooktop to Rangehood: rangehood settings can be controlled by the cooktop (on selected Bosch rangehoods only)
QuickStart
ReStart
Energy consumption display

Cleaning

WipeProtection: pauses all settings for easy cleaning while cooking

Safety

2-stage residual heat indicators
Child lock

Dimensions (WxD)
816 x 527mm

Series 8 80cm FlexInduction Cooktop PXY875DE1E

Heating functions

4 Induction cooking zones
2 FlexInduction zones with extended zones for large pans or multiple smaller pans
17 power levels
PowerBoost and ShortBoost for each zone

Convenience

Electronic DirectSelect
Premium touch controls
Dual timer with auto switch-off for each zone
PerfectFry sensor with 5 automatic frying programs
PerfectCook sensor
MoveMode: 3 automatic power levels
QuickStart
ReStart
Energy consumption display

Cleaning

WipeProtection: pauses all settings for easy cleaning while cooking

Safety

2-stage residual heat indicators
Child lock

Dimensions (WxD)
816 x 527mm

Series 8 60cm FlexInduction Cooktop PXY675DC1E

Heating functions

4 Induction cooking zones
2 FlexInduction zones with extended zones for large pans or multiple smaller pans
17 power levels
PowerBoost and ShortBoost for each zone

Convenience

Electronic DirectSelect
Premium touch controls
Dual timer with auto switch-off for each zone
PerfectFry sensor with 5 automatic frying programs
MoveMode: 3 automatic power levels
QuickStart
ReStart
Energy consumption display

Cleaning

WipeProtection: pauses all settings for easy cleaning while cooking

Safety

2-stage residual heat indicators
Child lock

Dimensions (WxD)
606 x 527mm

Series 6 60cm CombiZone Cooktop PVS675FB5E

Heating functions

4 Induction cooking zones
1 CombiZone for large pans
17 power levels
PowerBoost for each zone

Convenience

Electronic DirectSelect touch controls
Dual timer with auto switch-off for each zone
MoveMode: 2 automatic power levels
QuickStart
ReStart
Energy consumption display

Cleaning

WipeProtection: pauses all settings for easy cleaning while cooking

Safety

2-stage residual heat indicators
Child lock

Dimensions (WxD)
606 x 527mm

Series 6 80cm CombiZone Cooktop PVS875FB5E

Heating functions

4 Induction cooking zones
1 CombiZone for large pans
17 power levels
PowerBoost for each zone

Convenience

Electronic DirectSelect touch controls
Dual timer with auto switch-off for each zone
MoveMode: 2 automatic power levels
QuickStart
ReStart
Energy consumption display

Cleaning

WipeProtection: pauses all settings for easy cleaning while cooking

Safety

2-stage residual heat indicators
Child lock

Dimensions (WxD)
816 x 527mm




CombiZone Cooktops: Experience the magic of CombiZone.

Two cooking zones can be linked, making the switch from small to large pans effortless. Plus, the MoveMode function automatically switches from boil to simmer with a simple slide of the saucepan.



Induction Cooktops: Faster than gas and ceramic cooktops.

Bosch's induction cooktops put you in control with 17 power levels plus PowerBoost for each zone, timer with automatic switch-off, residual heat indicators, child lock and more.



Ceramic Cooktops: Makes cooking and cleaning especially easy.

With electronic touch controls, Bosch ceramic cooktops combine great looks with smart function and design.



Gas Cooktops: Stop cooking with intuition. Start cooking with perfection.

The Bosch gas cooktops with FlameSelect offer absolute control when it comes to adjusting the flame. This innovative technology allows you to control nine predefined heating levels.

Induction Cooktops

Ceramic Cooktops

Gas Cooktops



Series 8 60cm Induction Cooktop PIE675DC1E

Heating functions

4 Induction cooking zones
17 power levels
PowerBoost and ShortBoost for each zone

Convenience

Electronic DirectSelect Premium touch controls
Dual timer with auto switch-off for each zone
PerfectFry sensor with 5 automatic frying programs
QuickStart

ReStart
Energy consumption display

Cleaning

WipeProtection: pauses all settings for easy cleaning while cooking

Safety

2-stage residual heat indicators
Child lock

Dimensions (WxD)

606 x 527mm

Exclusive model, see website for stockists.



Series 6 60cm Induction Cooktop PIE631FB1E

Heating functions

4 Induction cooking zones
17 power levels
PowerBoost for each zone

Convenience

Electronic DirectSelect touch controls
Dual timer with auto switch-off for each zone
QuickStart
ReStart
Energy consumption display

Cleaning

WipeProtection: pauses all settings for easy cleaning while cooking

Safety

2-stage residual heat indicators
Child lock

Dimensions (WxD)

592 x 522mm



Series 4 60cm Ceramic Cooktop PKE611D17A

Heating functions

4 QuickTherm cooking zones
17 power levels

Convenience


Electronic TouchSelect +/- touch controls
ReStart

Safety

2-stage residual heat indicators
Child lock

Dimensions (WxD)

592 x 522mm



Series 2 60cm Ceramic Cooktop PKE611CA1A

Heating functions

4 QuickTherm cooking zones
9 power levels

Convenience

Sword controls knobs

Safety

Residual heat indicator

Dimensions (WxD)

592 x 522mm



Series 6 90cm Black Tempered Glass Gas Cooktop PPS9A6B90A

Heating functions

5 Burners: 1 x 15Mj/h dual flame wok burner, 1 high-speed burner, 2 standard burners, 1 economy burner

Convenience

FlameSelect valve technology: precise control in 9 steps
One-hand ignition via sword control knobs
Cast-iron pan supports
Standard and semi-flush built-in option

Safety

Flame failure for each burner: stops gas flow if flame goes out

Other

Suitable for NG (ex factory) and LPG (via included conversion kit)


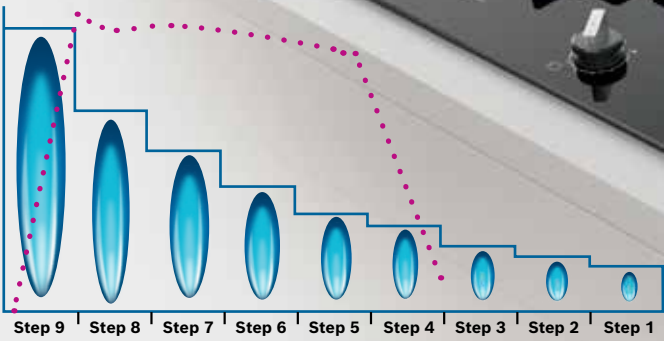
Dimensions (WxD)

915 x 520mm

FlameSelect

Nine levels of precise power selection.

- FlameSelect cooktops
- Other gas cooktops



<p>Series 6 90cm Stainless Steel Gas Cooktop PCT9A5B90A</p> <p>Heating functions 6 Burners: 2 x 19.5Mj/h dual flame wok burner, 1 high-speed burner, 2 standard burners, 1 economy burner</p> <p>Convenience FlameSelect valve technology: precise control in 9 steps One-hand ignition via sword control knobs Cast-iron pan supports</p> <p>Safety Flame failure for each burner: stops gas flow if flame goes out</p> <p>Other Suitable for NG (ex factory) and LPG (via included conversion kit)</p> <p>Dimensions (WxD) 915 x 520mm</p>	<p>Series 6 75cm Stainless Steel Gas Cooktop PCS7A5B90A</p> <p>Heating functions 5 Burners: 1 x 19.5Mj/h dual flame wok burner, 1 high-speed burner, 2 standard burners, 1 economy burner</p> <p>Convenience FlameSelect valve technology: precise control in 9 steps One-hand ignition via sword control knobs Cast-iron pan supports</p> <p>Safety Flame failure for each burner: stops gas flow if flame goes out</p> <p>Other Suitable for NG (ex factory) and LPG (via included conversion kit)</p> <p>Dimensions (WxD) 750 x 520mm</p> <p>Installation dimensions (ID/W/D) 45 x 560 x 480mm Fits into a 60cm Bosch gas cooktop wide cut out</p>	<p>Series 6 60cm Black Tempered Glass Gas Cooktop PPH6A6B20A</p> <p>Heating functions 4 Burners: 1 x 13.6Mj/h wok burner, 2 standard burners, 1 economy burner</p> <p>Convenience FlameSelect valve technology: precise control in 9 steps One-hand ignition via sword control knobs Cast-iron pan supports Standard and semi-flush built-in option</p> <p>Safety Flame failure for each burner: stops gas flow if flame goes out</p> <p>Other Suitable for NG (ex factory) and LPG (via included conversion kit)</p> <p>Dimensions (WxD) 590 x 520mm</p>	<p>Series 6 60cm Stainless Steel Gas Cooktop PCI6A5B90A</p> <p>Heating functions 4 Burners: 1 x 15Mj/h wok burner, 2 standard burners, 1 economy burner</p> <p>Convenience FlameSelect valve technology: precise control in 9 steps One-hand ignition via sword control knobs Cast-iron pan supports</p> <p>Safety Flame failure for each burner: stops gas flow if flame goes out</p> <p>Other Suitable for NG (ex factory) and LPG (via included conversion kit)</p> <p>Dimensions (WxD) 582 x 520mm</p>	<p>Series 6 60cm Stainless Steel Gas Cooktop PCH6A5B90A</p> <p>Heating functions 4 Burners: 1 x 13.6Mj/h wok burner, 2 standard burners, 1 economy burner</p> <p>Convenience FlameSelect valve technology: precise control in 9 steps One-hand ignition via sword control knobs Cast-iron pan supports</p> <p>Safety Flame failure for each burner: stops gas flow if flame goes out</p> <p>Other Suitable for NG (ex factory) and LPG (via included conversion kit)</p> <p>Dimensions (WxD) 582 x 520mm</p>
---	---	--	---	---



Old pots, new technology.

Most of your old pots will work with induction if they have a ferromagnetic base. So, if a fridge magnet sticks to your pot, you know it's induction-ready.

Advanced features and functions for everyday use.*

FlexInduction, CombiZone, Induction and Ceramic cooktops.

Convenience

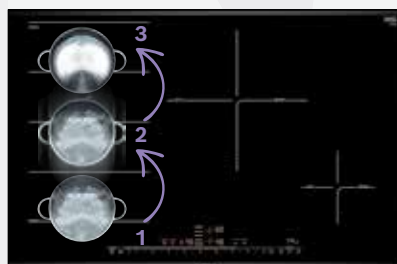
MoveMode.*

Pre-set 3 different power levels and move from boil to simmer in just seconds.

1. Perfect for rapid boiling (Power level 9 – Front FlexZone)

2. Medium heat cooking (Power level 5 – Middle FlexZone)

3. Ideal for simmering (Power level 1 – Back FlexZone)



Perfect FrySensor* – for a steak that is just right.

With up to 5 automatic settings, the pan is heated to just the right temperature. Sensors inside the cooktop continuously measure the temperature and maintain it for perfect results.

Dual function timer including automatic switch-off for each zone.*

Use the independent audible timer to set the length of cooking time or set the cooking zone at a specific temperature (ie. level 5.5) for up to 99 minutes – ideal for busy households. Once the selected time has been reached, the cooking zone is switched off automatically.

QuickStart* – start cooking quicker.

The QuickStart functionality automatically detects the location of your pot and displays the cooking zone on the control panel. Just select the power level and you're away.

Home Connect.*

With the Home Connect app, the status of every cooking zone can very easily be monitored. You can also be inspired by a wide array of international recipes and send all the details straight to your cooktop. Plus, you will never need to wonder whether you switched everything off again. You can even check if the child lock is engaged while you are out and if it isn't, just tap the Home Connect app and it will be locked.

ReStart.*

Things happen quickly in the kitchen – if you spill something on the control panel or accidentally switch off the cooktop, ReStart will store your last selected settings. Those settings can be instantly recalled by simply pressing the main power switch within 4 seconds.

Automatic pot detection.*

Bosch induction cooktops feature automatic pot detection, which recognises the diameter of the cookware and determines the size of the cooking zone accordingly. If the pot is removed, the control panel indicator will flash and remain inactive until the pot is detected.

Keep warm.*

Ideal setting for keeping food warm before serving at the touch of a button.

Safety and Cleaning

WipeProtection.*

Stay in complete cooking control even when you've had a spill or boil-over. WipeProtection locks the control panel for 20 seconds so you can clean the surface of the control panel easily, without losing your cooking settings.

2-stage residual heat indicators.*

Provides clear indication of when a zone is still hot after use. Two levels: 'H' means residual heat sufficient to finish off cooking or to keep items warm; 'h' means residual heat insufficient to cook, but zone is still hot enough to advocate caution.

Child lock.*

Maximum safety for tiny hands. Lock your cooktop's control panel and prevent accidental little chefs from 'helping out' and hurting themselves.

Automatic safety switch-off.*

Never worry again if you have forgotten to turn off the cooktop. If you've stopped using it, your Bosch induction cooktop will automatically shut down.

*Features vary depending on models. Please check individual product specifications.



FlexInduction, CombiZone, Induction and Ceramic cooktops.

Performance

DirectSelect Premium.*

Taking easy to use, intuitive controls to the next level, DirectSelect Premium gives you complete cooking control with intermediate levels and unsurpassed accuracy.

DirectSelect.*

Enjoy total convenience with DirectSelect. Simply select the required power level from the power settings laid out on the cooktop, without the need to press +/- repeatedly.

TouchSelect.*

With this control panel, you can regulate the desired cooking zone easily. Select your cooking zone and use the +/- keys to choose the power level you need.

Sword controls.*

The Sword controls make the cooktop easy to operate for those who like a more hands-on approach.

17 power levels.*

Enjoy total control on every recipe with 17 power levels. This function allows cooking zones to be set in increments of 0.5 (ie. 0.5, 1, 1.5, 2...9).

PowerBoost* – now with even more power!

PowerBoost channels increased power to a selected zone to turbocharge the cooking process. With PowerBoost, you can boil 2 litres of water almost three times faster than on a conventional glass-ceramic cooktop.

ShortBoost.*

Reduce the time to heat up pans – this boost function heats up the pan for 30 seconds at high power before automatically reducing the heat to the correct power setting.

QuickTherm technology.*

For improved control and flexibility, heat is delivered to the cooking zone in approximately three seconds. This feature is quicker than standard ceramic zones or electric-sealed plates.

Gas cooktops.

Efficiency

One-hand ignition.

Push and turn the ergonomically designed control knobs and the gas ignites automatically. As well as offering the convenience of only using one hand, there is also no separate ignition button to clean.

Easy clean tempered glass.*

Premium models with tempered glass base are easy to clean for total convenience and completed by a frameless finish for a stylish and sleek look.

Cleaning rounded off to perfection.

The rounded edges of our gas cooktops ensure effortless cleaning – dirt simply doesn't have anywhere to collect.

Simplicity

FlameSelect.

FlameSelect and its patented valve technology offer you incremental heat regulation within nine precisely defined power levels, making your cooking with gas as easy, safe and enjoyable as possible.

Flame failure device.

For added safety, all Bosch gas cooktops feature a flame failure device. This feature stops the supply of gas to the burners if the flame is extinguished.

Cast-iron supports.

Cast-iron pan supports are both stylish and highly durable, providing solid and robust support for your cooking pans.

Performance

High-power wok-style burner.*

Selected gas cooktop models feature a powerful wok-style burner, which provides up to 18MJ/h. Suitable for use with flat-based pans or with a wok using the wok ring provided.

Flexible burners.

All our gas cooktops feature different burner combinations for greater flexibility. With wok, high-speed, standard and economy burners, you can cook more efficiently with the burner most suited to the size of the pan.

*Features vary depending on model. Please check individual product specifications.

Why choose Bosch?



Quality comes from experience.

All Bosch products are manufactured to highest possible standards, using only premium quality materials. We undertake quality and endurance tests for our products under continuous usage conditioning. Not a single appliance leaves our factory until it has been proven to meet our high standards.



Extensive Customer Service Network.

Our friendly Bosch Customer Care team is on-hand to provide competent, reliable assistance. Before or after purchase, the Bosch team will be happy to advise you on products, their use and special functions. To get in contact with our Bosch team, call us on 0800 245 700 or email us at aftersales.nz@bshg.com.



Reliability Guaranteed.

We offer a 2 year manufacturer warranty on all our appliances. The appliance must be registered with the warranty card or online at www.bosch-home.co.nz/mybosch.



Home Connect* – Connect your household.

With Home Connect, you can control your Home Connect enabled appliances easily: From the washing machine to the cooktop, to the rangehood or the coffee machine. The Home Connect app gives you access to all the relevant information at any time. It can not only switch your appliances with Home Connect on and off, it can also select programs, adjust timers, set appliances to eco mode and much more. Find out how Home Connect can help your household become more efficient and safer at the touch of a button at www.home-connect.co.nz

Why not try the app?


Experience it yourself: download the free Home Connect app and try Home Connect even if you don't have an appliance.

*Features vary depending on models. Please check individual product specifications.

Discover our Bosch home appliance range.



Washing Machine Range.



Dryer Range.



Floorcare Range.



Dishwasher Range.



Refrigeration Range.



Oven and Compact Range.



Rangehood Range.



Freestanding Cooker Range.

BSH Home Appliances Ltd

Level 3, Air New Zealand Building
Smales Farm
74 Taharoto Road
Takapuna
Auckland 0622

PO Box 33-1033
Takapuna
Auckland 0740

Phone: 0800 807 723

Customer Service

Phone: 0800 245 700

Email: aftersales.nz@bshg.com

www.bosch-home.co.nz

Accessories and spare parts

www.bosch-home.co.nz/shop

Home Connect

www.home-connect.co.nz

Follow us at

BoschHomeNZ

BoschHomeNZ

BoschHomeNewZealand

This publication uses vegetable based inks and environmentally responsible paper. Printed on Sumo Matt stock, which is Forest Stewardship Council® (FSC®) certified, Mixed Source pulp from Responsible Sources.



Paper produced using Elemental Chlorine Free (ECF) and manufactured under the strict ISO14001 Environmental Management System.



Whilst every care has been taken in the preparation of this publication, BSH does not warrant the accuracy or completeness of the information in this publication and BSH reserves the right to alter specifications without notice. To the extent permitted by law, BSH excludes all liability, including negligence, for any loss incurred in reliance on the contents of this publication.

Printed in New Zealand

May 2021