

ThinkAgile MX3330 and MX3331 1U Appliances and Certified Nodes (Intel Xeon SP Gen 3)

Product Guide

The Lenovo ThinkAgile MX3330 and MX3331 1U Appliances & Certified Nodes are 2-socket 1U systems that are designed for deploying highly available, highly scalable hyper-converged infrastructure (HCI) and software-defined storage (SDS) from Microsoft on Lenovo enterprise platforms that feature the 3rd Gen Intel Xeon Scalable processors. The MX systems deliver fully validated and integrated Lenovo hardware and firmware that is certified for Microsoft Azure Stack HCI solutions.

The MX 1U systems are available either as an Appliance (MXnnn0) or Certified Node (MXnnn1):

- MX3330-H and MX3331-H with hybrid storage
- MX3330-F and MX3331-F with all-flash storage

MX Appliances deliver fully validated and integrated Lenovo hardware and firmware, certified and preloaded with licensed Microsoft Azure software. They also include ThinkAgile Advantage support with one single point of contact for support of the hardware and software.

MX Certified Nodes deliver fully validated Lenovo hardware and firmware, certified and can be preloaded with Microsoft Azure software. Certified Nodes do not include licenses to Microsoft Azure software and enhanced software support.



Figure 1. Lenovo ThinkAgile MX3330 and MX3331 1U Appliances & Certified Nodes with 2.5-inch drive bays

Did you know?

The ThinkAgile MX3330 and MX3331 1U Appliances & Certified Nodes are built on industry-leading Lenovo ThinkSystem servers that feature enterprise-class reliability, management, and security. They deliver fully validated and integrated hardware and firmware that is certified for Microsoft Azure Stack HCI solutions.

The MX3330-F and MX3330-H appliances offer ThinkAgile Advantage Single Point of Support for quick 24/7 problem reporting and resolution.

Key features

Combining performance and flexibility, the MX 1U systems are a great choice for enterprises of all sizes. The systems offer a broad selection of processors, memory and drives, and offers high performance features that industries such as finance, healthcare and telco need. Outstanding reliability, availability, and serviceability (RAS) and high-efficiency design can improve your business environment and can help save operational costs.

ThinkAgile MX Series platforms offer the choice of Azure Stack HCI Appliance (Integrated System) or Azure Stack HCI Certified Node (Validated Node). These validated platforms help modernize on-premises infrastructure with pre-tested, pre-configured, and easy-to-order configurations, with seamless Azure integration. As a new direct and indirect Microsoft Cloud Solution Provider, Lenovo offers cloud services and subscriptions through the Lenovo Cloud Marketplace, which enable HCI use cases with the ThinkAgile MX platforms.

- The appliances include the Azure Stack HCI operating system, which is delivered as an Azure subscription service via the Microsoft CSP program. It also includes ThinkAgile Advantage support with one single point of contact for support of the hardware and warm-case transfer for software. Deployment and Update features in Windows Admin Center and tight integration with Lenovo XClarity make cluster management, hardware and software update management & enforcing site-wide policies easy for administrators. Azure hybrid by design, native integration with Azure services makes it easy for customers to adopt a hybrid cloud strategy for their workloads and use cases.
- The certified nodes deliver fully validated and integrated Lenovo hardware and firmware that is certified for Microsoft Azure Stack HCI solutions. These HCI Certified Nodes have the option of Windows Server 2019 Datacenter Edition for HCI functionality, and guest licenses are included.

Appliance features

The ThinkAgile MX Appliances offers the following key features:

- Quick and convenient path to implement a hyperconverged solution powered by the new Azure Stack HCI OS with Hyper-V virtualization, Microsoft Storage Spaces Direct (S2D), Software Defined Storage (SDS), and Software Defined Networking (SDN) network virtualization.
- Streamlined management of Azure Stack HCI with unified single-pane-of-glass for creating and managing VMs, S2D volumes, and virtual networks through Windows Admin Center.
- Consistent, low latency performance with hypervisor-embedded architecture, built-in read and write cache, and support for NVMe PCIe drives.
- Provides per-VM storage performance management with policy-driven Quality of Service (QoS) and continuous built-in monitoring and alerting with cluster-wide performance and capacity metrics.
- Can sustain drive, server, or component failures with built-in resiliency for continuous availability.
- GPU support to enable AI training, inferencing and data visualization scenarios, HPC workloads, virtual desktops and graphics intensive applications.
- Built on proven and reliable Lenovo ThinkSystem servers that provide compute power and space efficiency for a variety of edge workloads and applications.
- Provides comprehensive hardware management with advanced systems management capabilities with XClarity
- Delivers fully validated and integrated hardware and firmware that is certified for Microsoft Azure Stack HCI solutions.
- Ready for out-of-box deployment with the mandatory Azure Stack HCI OS preloaded, with the option to purchase a Windows Server 2019 Datacenter license if unlimited guest OS VMs are desired.
- Includes Lenovo ThinkAgile Advantage Single Point of Support for quick 24/7 problem reporting and resolution.

- Optional Lenovo deployment services to get customers up and running quickly.

Certified Node features

The ThinkAgile MX Certified Node offers the following key features:

- Quick and convenient path to implement a hyperconverged solution powered by Windows Server 2019 Datacenter with Hyper-V virtualization, Microsoft Storage Spaces Direct (S2D), Software Defined Storage (SDS), and Software Defined Networking (SDN) network virtualization.
- Streamlined management of Azure Stack HCI with unified single-pane-of-glass for creating and managing VMs, S2D volumes, and virtual networks through Windows Admin Center.
- Consistent, low latency performance with hypervisor-embedded architecture, built-in read and write cache, and support for NVMe PCIe drives.
- Provides per-VM storage performance management with policy-driven Quality of Service (QoS) and continuous built-in monitoring and alerting with cluster-wide performance and capacity metrics.
- Can sustain drive, server, or component failures with built-in resiliency for continuous availability.
- GPU support to enable AI training, inferencing and data visualization scenarios, HPC workloads, virtual desktops and graphics intensive applications.
- Built on proven and reliable Lenovo ThinkSystem servers that provide compute power and space efficiency for a variety of edge workloads and applications.
- Provides comprehensive hardware management with advanced systems management capabilities.
- Delivers fully validated and integrated hardware and firmware that is certified for Microsoft Azure Stack HCI solutions.
- Ready for out-of-box deployment with the optional Windows Server 2019 Datacenter, or Azure Stack HCI OS preload.
- Provide flexibility in using the existing Microsoft Windows Server 2019 enterprise license agreements or purchasing new software licenses from Microsoft or Lenovo.
- Optional Lenovo deployment services to get customers up and running quickly.

Hardware features

The ThinkAgile MX3330 and MX3331 1U Appliances & Certified Nodes systems are based on the SR630 V2 and have the following hardware features:

Scalability and performance

The MX 1U systems offer numerous features to boost performance, improve scalability and reduce costs:

- Supports two third-generation Intel Xeon Processor Scalable processors
 - Up to 40 cores and 80 threads
 - Core speeds of up to 3.6 GHz
 - TDP ratings of up to 270W
- Support for up to 32 TruDDR4 memory DIMMs operating at up to 3200 MHz means you have the fastest available memory subsystem.
- Supports configurations of 2 DIMMs per channel to operate at the 3200 MHz rated speed of the memory DIMMs.
- Using 128GB 3DS RDIMMs, the server supports up to 4TB of system memory.
- Supports up to three single-width GPUs, each up to 75W for substantial processing power in a 1U system.
- Supports up to 12x 2.5-inch hot-swap drive bays, by using combinations of front-accessible (up to 10 bays) and rear-accessible (2 bays).

- Supports 4x 3.5-inch drive bays for lower-cost high-capacity HDD storage.
- Supports up to 12x NVMe drives without oversubscription of PCIe lanes (1:1 connectivity) and without the need for additional NVMe adapters. The use of NVMe drives maximizes drive I/O performance, in terms of throughput and latency.
- Supports high-speed HBA controllers providing 12 Gb SAS connectivity to the drive backplanes.
- Supports up to two externally accessible 7mm hot-swap drives with RAID functionality for operating system boot functions.
- Supports M.2 drives for convenient operating system boot functions. Available M.2 adapters support either one M.2 drive or two M.2 drives in a RAID 1 configuration for performance and reliability.
- The server has a dedicated industry-standard OCP 3.0 small form factor (SFF) slot, with a PCIe 4.0 x16 interface, supporting a variety of Ethernet network adapters. A simple-swap mechanism with a thumbscrew and pull-tab enables tool-less installation and removal of the adapter. The adapter supports shared BMC network sideband connectivity to enable out-of-band systems management.
- The server offers PCI Express 4.0 I/O expansion capabilities that doubles the theoretical maximum bandwidth of PCIe 3.0 (16GT/s in each direction for PCIe 4.0, compared to 8 GT/s with PCIe 3.0). A PCIe 4.0 x16 slot provides 64 GB/s bandwidth, enough to support a 200GbE network connection.
- The server offers up to three PCIe 4.0 slots, all with rear access, plus a slot dedicated to the OCP adapter.

Availability and serviceability

The MX 1U systems provide many features to simplify serviceability and increase system uptime:

- The server offers Single Device Data Correction (SDDC, also known as Chipkill), Adaptive Double-Device Data Correction (ADDDC, also known as Redundant Bit Steering or RBS), memory mirroring, and memory rank sparing for redundancy in the event of a non-correctable memory failure.
- The server offers hot-swap drives for greater system uptime.
- Available M.2 RAID boot adapters support RAID-1 which can enable two SATA or two NVMe M.2 drives to be configured as a redundant pair.
- A pair of rear-accessible 7mm hot-swap boot drives can be accessed without removing the cover or powering down the server.
- The server has up to two hot-swap redundant power supplies and up to eight hot-swap redundant fans to provide availability for business-critical applications.
- The light path diagnostics feature uses LEDs to lead the technician to failed (or failing) components, which simplifies servicing, speeds up problem resolution, and helps improve system availability.
- Solid-state drives (SSDs) offer more reliability and performance than traditional mechanical HDDs for greater uptime.
- Proactive Platform Alerts (including PFA and SMART alerts): Processors, voltage regulators, memory, internal storage (SAS/SATA HDDs and SSDs, NVMe SSDs, M.2 storage), fans, power supplies, server ambient and subcomponent temperatures. Alerts can be surfaced through the XClarity Controller to managers such as Lenovo XClarity Administrator and VMware vCenter. These proactive alerts let you take appropriate actions in advance of possible failure, thereby increasing server uptime and application availability.
- The built-in XClarity Controller continuously monitors system parameters, triggers alerts, and performs recovery actions in case of failures to minimize downtime.
- Built-in diagnostics in UEFI, using Lenovo XClarity Provisioning Manager, speed up troubleshooting tasks to reduce service time.
- Lenovo XClarity Provisioning Manager supports diagnostics and can save service data to a USB key drive or remote CIFS share folder for troubleshooting and reduce service time.
- Auto restart in the event of a momentary loss of AC power (based on power policy setting in the

XClarity Controller service processor)

- Offers a diagnostics port on the front of the server to allow you to attach an external diagnostics handset for enhanced systems management capabilities.
- Support for the XClarity Administrator Mobile app running on a supported smartphone or tablet and connected to the server through the service-enabled USB port, enables additional local systems management functions.
- Three-year customer-replaceable unit and onsite limited warranty (varies by geography), 9 x 5 next business day. Optional service upgrades are available.

Manageability and security

Systems management features simplify local and remote management of the MX 1U systems:

- The server includes an XClarity Controller (XCC) to monitor server availability. Optional upgrade to XCC Advanced to provide remote control (keyboard video mouse) functions. Optional upgrade to XCC Enterprise enables the additional support for the mounting of remote media files (ISO and IMG image files), boot capture, and power capping.
- Lenovo XClarity Administrator offers comprehensive hardware management tools that help to increase uptime, reduce costs and improve productivity through advanced server management capabilities.
- UEFI-based Lenovo XClarity Provisioning Manager, accessible from F1 during boot, provides system inventory information, graphical UEFI Setup, platform update function, operating system installation function, and diagnostic functions.
- Support for Lenovo XClarity Energy Manager which captures real-time power and temperature data from the server and provides automated controls to lower energy costs.
- An integrated industry-standard Unified Extensible Firmware Interface (UEFI) enables improved setup, configuration, and updates, and simplifies error handling.
- Support for industry standard management protocols, IPMI 2.0, SNMP 3.0, Redfish REST API, serial console via IPMI
- An integrated hardware Trusted Platform Module (TPM) supporting TPM 2.0 enables advanced cryptographic functionality, such as digital signatures and remote attestation.
- Administrator and power-on passwords help protect from unauthorized access to the server.
- Supports Secure Boot to ensure only a digitally signed operating system can be used. Supported with HDDs and SSDs, as well as 7mm and M.2 drives.
- Industry-standard Advanced Encryption Standard (AES) NI support for faster, stronger encryption.
- Intel Execute Disable Bit functionality can prevent certain classes of malicious buffer overflow attacks when combined with a supported operating system.
- Intel Trusted Execution Technology provides enhanced security through hardware-based resistance to malicious software attacks, allowing an application to run in its own isolated space, protected from all other software running on a system.
- Additional physical security features are an available chassis intrusion switch and available lockable front bezel.

Energy efficiency

The MX 1U systems offer the following energy-efficiency features to save energy, reduce operational costs, and increase energy availability:

- Energy-efficient system board components help lower operational costs.
- High-efficiency power supplies with 80 PLUS Platinum and Titanium certifications
- Solid-state drives (SSDs) consume as much as 80% less power than traditional spinning 2.5-inch HDDs.

- The server uses hexagonal ventilation holes, which can be grouped more densely than round holes, providing more efficient airflow through the system and thus keeping your system cooler.
- Optional Lenovo XClarity Energy Manager provides advanced data center power notification, analysis, and policy-based management to help achieve lower heat output and reduced cooling needs.

Components and connectors

The ThinkAgile MX3330 and MX3331 1U Appliances & Certified Nodes are based on the ThinkSystem SR630 V2 server.

The following figure shows the front of the MX 1U systems with 2.5-inch drives.

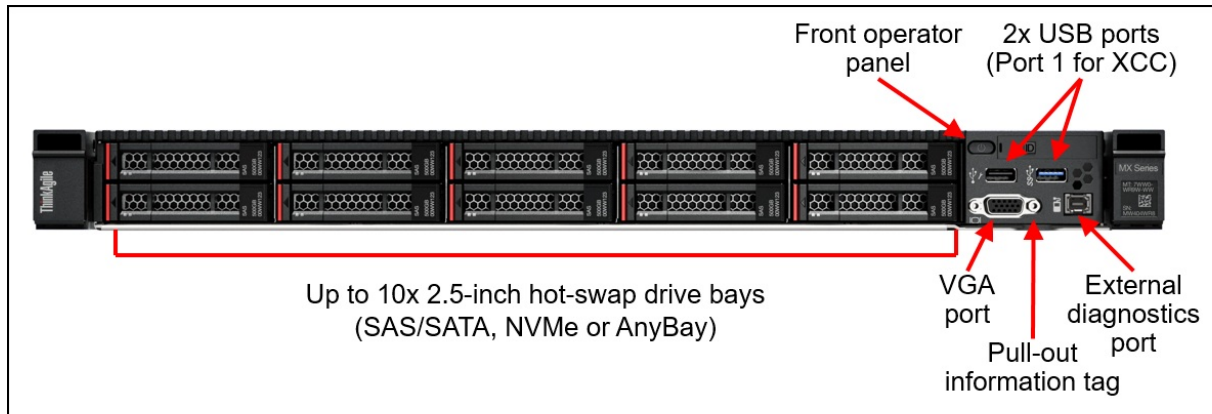


Figure 2. Front view of the MX 1U systems with 2.5-inch drives

The following figure shows the front of the MX 1U systems with 3.5-inch drives.

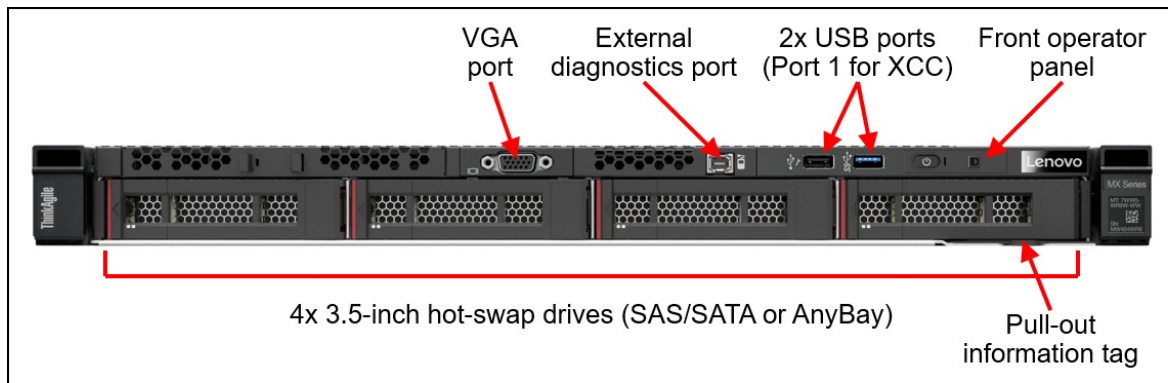


Figure 3. Front view of the MX 1U systems with 3.5-inch drives

The following figure shows the components visible from the rear of the server. As shown, there are four different configurations available, including two with rear-mounted drive bays: two 2.5-inch hot-swap drive bays (SAS, SATA or NVMe) or new 7mm thickness hot-swap drives (SATA or NVMe).

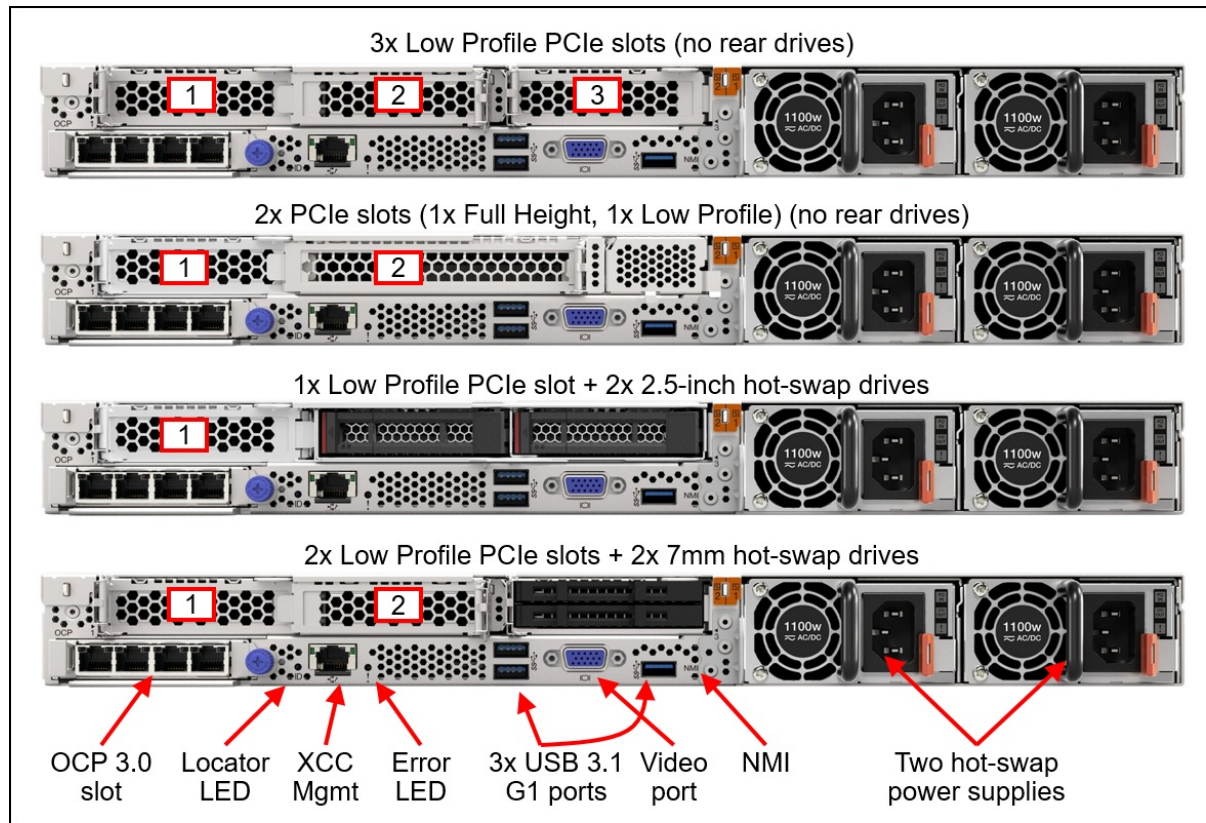


Figure 4. Rear views of the MX 1U systems

The following figure shows the locations of key components inside the systems.

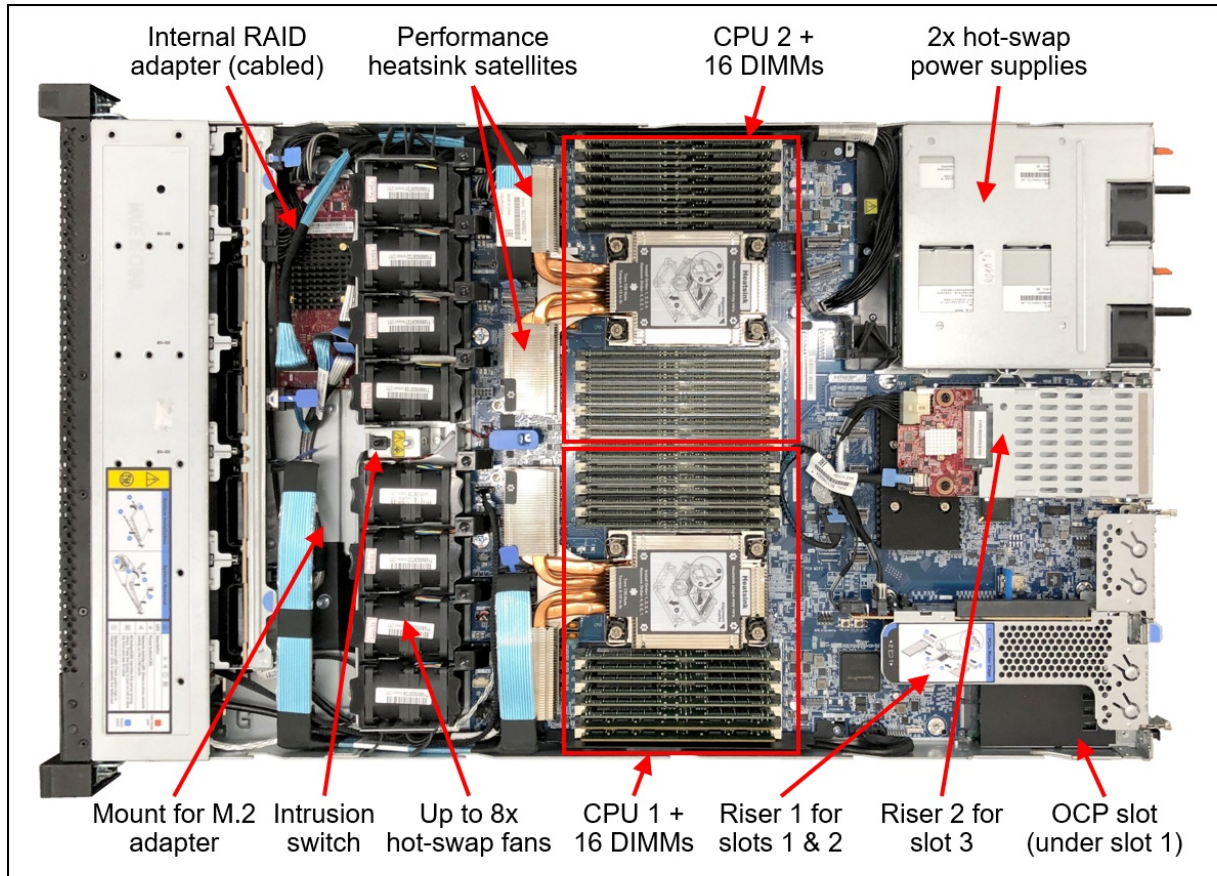


Figure 5. Internal view of the MX 1U systems

Standard specifications

The ThinkAgile MX3330 and MX3331 1U Appliances & Certified Nodes are based on the ThinkSystem SR630 V2 server.

The following table provides an overview comparison between the MX systems.

Table 1. Comparison of features

	MX3330-H Appliance MX3331-H Certified Node	MX3330-F Appliance MX3331-F Certified Node
MX offering type	Appliance Certified Node	Appliance Certified Node
Target workloads	Database, VDI	Database, VDI, stretched cluster, AI/ML
Base MTM	7D19CTO1WW (Appliance) 7D67CTO1WW (Certified Node)	7D19CTO2WW (Appliance) 7D67CTO2WW (Certified Node)
Form Factor	1U	1U
Base platform	SR630 V2	SR630 V2
CPU	2x Intel Xeon SP Gen 3	2x Intel Xeon SP Gen 3
Memory	32x DDR4 3200 MHz (4TB maximum)	32x DDR4 3200 MHz (4TB maximum)
Drive Bays	<ul style="list-style-type: none"> • Front bay choices: <ul style="list-style-type: none"> ◦ 10x 2.5" AnyBay ◦ 4x 3.5" SAS/SATA • Rear bay choices <ul style="list-style-type: none"> ◦ 2x 2.5" SAS/SATA ◦ 2x 2.5" NVMe 	<ul style="list-style-type: none"> • Front bay choices: <ul style="list-style-type: none"> ◦ 10x 2.5" AnyBay ◦ 16x EDSFF NVMe • Rear bay choices <ul style="list-style-type: none"> ◦ 2x 2.5" SAS/SATA ◦ 2x 2.5" NVMe
Drive Configuration	<p>Hybrid storage:</p> <ul style="list-style-type: none"> • Drive choices: <ul style="list-style-type: none"> ◦ HDDs for capacity ◦ SAS or NVMe SSDs for cache • Minimum 2, maximum 4 cache drives • For configs with 3.5-inch front drives, cache drives are installed in rear 2.5-inch bays • Minimum of 1:10 Cache:Capacity required 	<p>All Flash storage:</p> <ul style="list-style-type: none"> • Drive choices: <ul style="list-style-type: none"> ◦ All SAS/SATA for cache & capacity ◦ All NVMe (includes EDSFF) for cache & capacity ◦ NVMe cache with SAS/SATA capacity • For configs with 1 type of SSD installed: minimum 4 drives • For configs with different cache and capacity drives: minimum 2 for cache, minimum 4 for capacity • Minimum of 1:10 Cache:Capacity required
HBA	<ul style="list-style-type: none"> • 430-8i HBA • 430-16i HBA 	<ul style="list-style-type: none"> • 430-16i HBA
Boot drives	<ul style="list-style-type: none"> • 2x M.2 non-hot-swap SATA • 2x 7mm hot-swap drives 	<ul style="list-style-type: none"> • 2x M.2 non-hot-swap SATA • 2x 7mm hot-swap drives
OCP networking	1x OCP 3.0 adapter: 1Gb, 10Gb, 25Gb	1x OCP 3.0 adapter: 1Gb, 10Gb, 25Gb
PCIe networking	Up to 3x adapters: 1Gb, 10Gb, 25Gb, 100Gb	Up to 3x adapters: 1Gb, 10Gb, 25Gb, 100Gb
GPUs	Up to 3x NVIDIA T4 GPUs	Up to 3x NVIDIA T4 GPUs
Hypervisor	<ul style="list-style-type: none"> • Appliance: <ul style="list-style-type: none"> ◦ Azure Stack HCI OS preloaded ◦ Windows Server 2019 Datacenter optional • Certified Node: <ul style="list-style-type: none"> ◦ Windows Server 2019 Datacenter optional ◦ Azure Stack HCI OS optional 	<ul style="list-style-type: none"> • Appliance: <ul style="list-style-type: none"> ◦ Azure Stack HCI OS preloaded ◦ Windows Server 2019 Datacenter optional • Certified Node: <ul style="list-style-type: none"> ◦ Windows Server 2019 Datacenter optional ◦ Azure Stack HCI OS optional

The following table lists the standard specifications.

Table 2. Standard specifications

Components	Specification
Machine types	7D19 - 1U Appliance 7D67 - 1U Certified Node
Form factor	1U rack.
Processor	Two third-generation Intel Xeon Scalable processor (formerly codenamed "Ice Lake"). Supports processors up to 40 cores, core speeds of up to 3.6 GHz, and TDP ratings of up to 270W.
Chipset	Intel C621A "Lewisburg" chipset, part of the platform codenamed "Whitley"
Memory	32 DIMM slots with two processors (16 DIMM slots per processor). Each processor has 8 memory channels, with 2 DIMMs per channel (DPC). Lenovo TruDDR4 RDIMMs and 3DS RDIMMs are supported. DIMMs operate at up to 3200 MHz at 2 DPC.
Persistent memory	Not supported
Memory maximum	Up to 4TB by using 32x 128GB 3DS RDIMMs
Memory protection	ECC, SDDC (for x4-based memory DIMMs), ADDDC (for x4-based memory DIMMs, requires Platinum or Gold processors), and memory mirroring.
Drive bays	<ul style="list-style-type: none"> ● MX3330-H Appliance and MX3331-H Certified Node <ul style="list-style-type: none"> ○ Front drive bays: 10x 2.5-inch AnyBay or 4x 3.5-inch SAS/SATA ○ Rear drive bays: 2x 2.5-inch SAS/SATA or 2x 2.5-inch NVMe ● MX3330-F Appliance and MX3331-F Certified Node <ul style="list-style-type: none"> ○ Front drive bays: 10x 2.5-inch AnyBay or 16x EDSFF NVMe ○ Rear drive bays: 2x 2.5-inch SAS/SATA or 2x 2.5-inch NVMe ● OS boot support: <ul style="list-style-type: none"> ○ Internal M.2 module supporting up to two M.2 SATA drives ○ Rear accessible 2x 7mm hot-swap drives, SATA or NVMe
Storage controller	<ul style="list-style-type: none"> ● Onboard NVMe ports and NVMe Retimer adapter (RAID not supported) ● 12 Gb SAS/SATA non-RAID: <ul style="list-style-type: none"> ○ 430-8i HBA ○ 430-16i HBA
Network interfaces	Dedicated OCP 3.0 SFF slot with PCIe 4.0 x16 host interface. Supports 1GbE, 10GbE and 25GbE network connectivity. One port can optionally be shared with the XClarity Controller (XCC) management processor for Wake-on-LAN and NC-SI support.
PCI Expansion slots	<p>Up to 3x PCIe 4.0 slots, all with rear access, plus a slot dedicated to the OCP adapter. Slot availability is based on riser selection and rear drive bay selection. Slot 3 requires two processors.</p> <p>Three combinations for rear-access slots and rear drive bays:</p> <ul style="list-style-type: none"> ● 3x PCIe 4.0 x16 low-profile slots ● 1x PCIe 4.0 x16 full-height half-length slot + 1x PCIe 4.0 x16 low-profile slot ● 1x PCIe 4.0 x16 low-profile slot + 2x 2.5-inch rear drive bays
GPU support	Supports up to 3x single-wide GPUs

Components	Specification
Ports	<p>Front: 1x USB 3.1 G1 (5 Gb/s) port, 1x USB 2.0 port (also for XCC local management), External diagnostics port, optional VGA port.</p> <p>Rear: 3x USB 3.1 G1 (5 Gb/s) ports, 1x VGA video port, 1x RJ-45 1GbE systems management port for XCC remote management. Optional DB-9 COM serial port (installs in slot 3).</p> <p>Internal: 1x USB 3.1 G1 connector for operating system or license key purposes</p>
Cooling	Up to 8x N+1 redundant hot swap 40 mm fans, configuration dependent. One fan integrated in each power supply.
Power supply	Up to two hot-swap redundant AC power supplies, 80 PLUS Platinum or 80 PLUS Titanium certification. 500 W, 750 W, 1100 W and 1800 W AC options, supporting 220 V AC. 500 W, 750 W and 1100 W options also support 110V input supply. In China only, all power supply options support 240 V DC. Also available is a 1100W power supply with a -48V DC input.
Video	G200 graphics with 16 MB memory with 2D hardware accelerator, integrated into the XClarity Controller. Maximum resolution is 1920x1200 32bpp at 60Hz.
Hot-swap parts	Drives, power supplies, and fans.
Systems management	Operator panel with status LEDs. Optional External Diagnostics Handset with LCD display. Models with 8x 2.5-inch front drive bays can optionally support an Integrated Diagnostics Panel. XClarity Controller (XCC) embedded management, XClarity Administrator centralized infrastructure delivery, XClarity Integrator plugins, and XClarity Energy Manager centralized server power management. Optional XClarity Controller Advanced and Enterprise to enable remote control functions.
Security features	Chassis intrusion switch, Power-on password, administrator's password, Trusted Platform Module (TPM), supporting TPM 2.0. In China only, optional Nationz TPM 2.0. Optional lockable front security bezel.
Software	<ul style="list-style-type: none"> • Appliances: Azure Stack HCI preloaded • Certified Nodes: Windows Server 2019 Datacenter, Azure Stack HCI OS (all optional)
Hardware warranty	<ul style="list-style-type: none"> • Appliances: Three-, four-, or five-year customer-replaceable unit and onsite limited hardware warranty with ThinkAgile Advantage Support and selectable service levels: 9x5 next business day (NBD) parts delivered, 9x5 NBD onsite response, 24x7 coverage with 2-hour or 4-hour onsite response, or 6-hour or 24-hour committed repair (select areas). Also available are YourDrive YourData, Premier Support, and Enterprise Software Support. • Certified Nodes: Three, four, or five-year customer-replaceable unit and onsite limited warranty with selectable service levels: 9x5 coverage with next business day (NBD) parts delivered (base warranty), 9x5 coverage with NBD onsite response (Foundation Service), 24x7 coverage with 4-hour onsite response or 24-hour committed repair (select areas) (Essential Service), or 24x7 coverage with 2-hour onsite response or 6-hour committed repair (select areas) (Advanced Service). Also available are 1-year and 2-year post-warranty extensions, YourDrive YourData, and Enterprise Software Support.
Software maintenance	Three-, four-, or five-year software support and subscription (matches the duration of the selected warranty period).
Dimensions	Width: 440 mm (17.3 in.), height: 43 mm (1.7 in.), depth: 773 mm (30.4 in.).
Weight	Maximum: 26.3 kg (58 lb)

Models

Factory-integrated models of the appliances and certified nodes are configured by using the Lenovo Data Center Solution Configurator (DCSC), <http://dcsc.lenovo.com>

During the configuration process, you are selecting the base Configure-to-Order (CTO) model first, and then you are selecting components (processors, memory, drives, network adapters, and software) for that model.

The following table lists the base CTO models.

Table 3. Base CTO models

Base model	Description
7D19CTO1WW	ThinkAgile MX3330-H Hybrid Appliance
7D67CTO1WW	ThinkAgile MX3331-H Hybrid Certified Node
7D19CTO2WW	ThinkAgile MX3330-F All Flash Appliance
7D67CTO2WW	ThinkAgile MX3331-F All Flash Certified Node

Comparison with the ThinkSystem SR630 V2

The ThinkAgile MX3330 and MX3331 1U Appliances & Certified Nodes are based on the ThinkSystem SR630 V2 server, however there are key differences:

- No persistent memory support
- No onboard SATA controller support
- No RAID adapter support for data drives
- No VROC RAID support
- No SED drive support
- No Fibre Channel support
- No InfiniBand support

For details about the ThinkSystem SR630 V2, see the SR630 V2 product guide:

<https://lenovopress.com/lp1391-thinksystem-sr630-v2-server>

To verify what specific hardware components are supported with the MX 1U systems, see the DCSC configurator:

<https://dcsc.lenovo.com>

Processors

The MX 1U systems support the following processors.

For details about these options, see the SR630 V2 product guide:

<https://lenovopress.com/lp1391-thinksystem-sr630-v2-server#processors>

Table 4. Processors

Part number	Feature	Description	Maximum supported			
			MX3330-H	MX3331-H	MX3330-F	MX3331-F
4XG7A63398	BB2N	Intel Xeon Silver 4309Y 8C 105W 2.8GHz Processor	2	2	2	2
4XG7A63425	BB3C	Intel Xeon Silver 4310 12C 120W 2.1GHz Processor	2	2	2	2
4XG7A63416	BB34	Intel Xeon Silver 4310T 10C 105W 2.3GHz Processor	2	2	2	2
4XG7A63411	BB2Z	Intel Xeon Silver 4314 16C 135W 2.4GHz Processor	2	2	2	2
4XG7A63422	BB39	Intel Xeon Silver 4316 20C 150W 2.3GHz Processor	2	2	2	2
4XG7A63434	BB3M	Intel Xeon Gold 5315Y 8C 140W 3.2GHz Processor	2	2	2	2
4XG7A63412	BB30	Intel Xeon Gold 5317 12C 150W 3.0GHz Processor	2	2	2	2
4XG7A63427	BB3E	Intel Xeon Gold 5318N 24C 150W 2.1GHz Processor	2	2	2	2
4XG7A63397	BB2M	Intel Xeon Gold 5318S 24C 165W 2.1GHz Processor	2	2	2	2
4XG7A63417	BB35	Intel Xeon Gold 5318Y 24C 165W 2.1GHz Processor	2	2	2	2
4XG7A63403	BB2R	Intel Xeon Gold 5320 26C 185W 2.2GHz Processor	2	2	2	2
4XG7A63410	BB2Y	Intel Xeon Gold 5320T 20C 150W 2.3GHz Processor	2	2	2	2
4XG7A63401	BB4E	Intel Xeon Gold 6326 16C 185W 2.9GHz Processor	2	2	2	2
4XG7A63430	BB3H	Intel Xeon Gold 6330 28C 205W 2.0GHz Processor	2	2	2	2
4XG7A63435	BB3N	Intel Xeon Gold 6330N 28C 165W 2.2GHz Processor	2	2	2	2
4XG7A63426	BB3D	Intel Xeon Gold 6334 8C 165W 3.6GHz Processor	2	2	2	2
4XG7A63439	BB3S	Intel Xeon Gold 6336Y 24C 185W 2.4GHz Processor	2	2	2	2
4XG7A63436	BB3P	Intel Xeon Gold 6338 32C 205W 2.0GHz Processor	2	2	2	2
4XG7A63413	BB31	Intel Xeon Gold 6338N 32C 185W 2.2GHz Processor	2	2	2	2

Part number	Feature	Description	Maximum supported			
			MX3330-H	MX3331-H	MX3330-F	MX3331-F
4XG7A63415	BB33	Intel Xeon Gold 6338T 24C 165W 2.1GHz Processor	2	2	2	2
4XG7A63574	BB3B	Intel Xeon Gold 6342 24C 230W 2.8GHz Processor	2	2	2	2
4XG7A63408	BB2W	Intel Xeon Gold 6346 16C 205W 3.1GHz Processor	2	2	2	2
4XG7A63571	BB2L	Intel Xeon Gold 6348 28C 235W 2.6GHz Processor	2	2	2	2
4XG7A63406	BB2U	Intel Xeon Gold 6354 18C 205W 3.0GHz Processor	2	2	2	2
4XG7A63654	BKDB	Intel Xeon Platinum 8352M 32C 185W 2.3GHz Processor	2	2	2	2
4XG7A63437	BB3Q	Intel Xeon Platinum 8352S 32C 205W 2.2GHz Processor	2	2	2	2
4XG7A63404	BB2S	Intel Xeon Platinum 8352V 36C 195W 2.1GHz Processor	2	2	2	2
4XG7A63407	BB2V	Intel Xeon Platinum 8352Y 32C 205W 2.2GHz Processor	2	2	2	2
4XG7A63438	BB3R	Intel Xeon Platinum 8358 32C 250W 2.6GHz Processor	2	2	2	2
4XG7A63423	BB3A	Intel Xeon Platinum 8358P 32C 240W 2.6GHz Processor	2	2	2	2
4XG7A63399	BB2P	Intel Xeon Platinum 8360Y 36C 250W 2.4GHz Processor	2	2	2	2
4XG7A63653	BKDC	Intel Xeon Platinum 8362 32C 265W 2.8GHz Processor	2	2	2	2
4XG7A63419	BB37	Intel Xeon Platinum 8368 38C 270W 2.4GHz Processor	2	2	2	2
4XG7A63572	BB3G	Intel Xeon Platinum 8380 40C 270W 2.3GHz Processor	2	2	2	2

Memory

The MX 1U systems support the following memory options.

For details about these options, see the SR630 V2 product guide:

<https://lenovopress.com/lp1391-thinksystem-sr630-v2-server#memory-options>

Table 5. Memory

Part number	Feature	Description	Maximum supported			
			MX3330-H	MX3331-H	MX3330-F	MX3331-F
RDIMMs						
4X77A08632	B963	ThinkSystem 16GB TruDDR4 3200 MHz (2Rx8 1.2V) RDIMM	32	32	32	32
4X77A08633	B964	ThinkSystem 32GB TruDDR4 3200 MHz (2Rx4 1.2V) RDIMM	32	32	32	32
4X77A08634	B965	ThinkSystem 32GB TruDDR4 3200 MHz (2Rx8 1.2V) RDIMM	32	32	32	32
4X77A08635	B966	ThinkSystem 64GB TruDDR4 3200 MHz (2Rx4 1.2V) RDIMM	32	32	32	32
3DS RDIMMs						
4X77A08636	BA62	ThinkSystem 128GB TruDDR4 3200 MHz (4Rx4 1.2V) 3DS RDIMM	32	32	32	32

Internal storage

Internal storage configurations of the MX 1U systems are as follows.

In this section:

- [MX3330-H and MX3331-H Hybrid systems](#)
- [MX3330-F and MX3331-F All-flash systems](#)
- [Backplanes](#)

MX3330-H and MX3331-H Hybrid systems

Drive bay configurations are as follows:

- Front drive bays - choice of:
 - 10x 2.5-inch AnyBay hot-swap drive bays
 - 4x 3.5-inch SAS/SATA hot-swap drive bays
- Rear drive bays - choice of:
 - 2x 2.5-inch SAS/SATA hot-swap drive bays
 - 2x 2.5-inch NVMe hot-swap drive bays
- Rear bays are required for 3.5-inch front drive configurations

These configurations are shown in the following figure.




Figure 6. MX3330-H and MX3331-H drive bays

For OS boot functionality, the server supports either:

- One or two M.2 SATA drives, installed in an M.2 adapter internal to the server.
- One or two 7mm hot-swap SATA or NVMe drives, accessible from the rear of the server. Not supported with configurations with 3.5-inch front drives

Configuration rules are as follows:

- All Hybrid storage configurations are two-tier, cache tier and capacity tier
- Drive type choices are as follows:
 - HDDs for capacity
 - SAS/SATA or NVMe SSDs for cache
- For cache drives, a minimum of 2 and maximum of 4 drives is required

- For configurations with 3.5-inch front drives, capacity drives are installed in the front bay and cache drives are installed in rear 2.5-inch bays
- The total cache storage must be a minimum of 10% of the total capacity storage

MX3330-F and MX3331-F All-flash systems

Drive bay configurations are as follows:

- Front drive bays - choice of:
 - 10x 2.5-inch AnyBay hot-swap drive bays
 - 16x EDSFF NVMe hot-swap drive bays
- Rear drive bays - choice of:
 - 2x 2.5-inch SAS/SATA hot-swap drive bays
 - 2x 2.5-inch NVMe hot-swap drive bays

These configurations are shown in the following figure.




Figure 7. MX3330-F and MX3331-F drive bays

For OS boot functionality, the server supports either:

- One or two M.2 SATA drives, installed in an M.2 adapter internal to the server.
- One or two 7mm hot-swap SATA or NVMe drives, accessible from the rear of the server

Configuration rules are as follows:

- All-flash configurations can be single-tier or two-tier storage:
 - To select a single-tier configuration in DCSC, select the drive you wish to use (from either the capacity or cache lists) and ensure that all other drive selections are set to None
 - To select a two-tier configuration in DCSC, select a quantity of cache drives and a quantity of capacity drives
- Drive choices for a single-tier configuration are as follows:
 - Drives can be either SAS SSDs, SATA SDDs or NVMe SSDs (includes EDSFF)
 - All drives must be the same feature code
 - A minimum of 4 drives is required
- Drive choices for a two-tier configuration are as follows:
 - The following combinations are supported:
 - SAS SSD for cache and SAS/SATA SSD for capacity

- NVMe SSD for both cache & capacity
 - NVMe SSD for cache and SAS/SATA SSD for capacity
- All cache drives must be the same feature code and all capacity drives must be the same feature code
- A minimum of 2 cache drives and a minimum of 4 capacity drives is required
- The total cache storage must be a minimum of 10% of the total capacity storage

Backplanes

The choice of backplanes supported is listed in the following table.

For details about these options, including configuration rules, see the SR630 V2 product guide:

<https://lenovopress.com/lp1391-thinksystem-sr630-v2-server#internal-storage>

Table 6. Drive backplanes

Feature	Description	Maximum supported			
		MX3330-H	MX3331-H	MX3330-F	MX3331-F
Front 2.5-inch drive backplanes					
BB3T	ThinkSystem 1U 10x2.5" AnyBay Backplane	1	1	1	1
Front EDSFF drive backplane					
B981	ThinkSystem 1U 16-EDSFF Backplane	No	No	1	1
Front 3.5-inch drive backplanes					
B8L3	ThinkSystem 1U/2U 4x3.5" SAS/SATA Backplane	1	1	No	No
Rear - 2.5-inch drive backplanes					
B8MY	ThinkSystem 1U 2x2.5" SAS/SATA Rear Backplane	1	1	1	1
BDY6	ThinkSystem 1U 2x2.5" NVMe Rear Backplane	1	1	1	1
Rear - 7mm drive backplanes					
BA1R	ThinkSystem 1U 7mm Drive Kit w/ SATA RAID	1	1	1	1
B8Q2	ThinkSystem 1U 7mm Drive Kit w/ NVMe RAID	1	1	1	1

Controllers for internal storage

The MX 1U systems support the following internal storage controllers.

For details about these options, see the SR630 V2 product guide:

<https://lenovopress.com/lp1391-thinksystem-sr630-v2-server#controllers-for-internal-storage>

Table 7. Controllers for internal storage

Part number	Feature	Description	Maximum supported			
			MX3330-H	MX3331-H	MX3330-F	MX3331-F
SAS/SATA HBA						
7Y37A01088	AUNL	ThinkSystem 430-8i SAS/SATA 12Gb HBA	1	1	No	No
7Y37A01089	AUNM	ThinkSystem 430-16i SAS/SATA 12Gb HBA	1	1	1	1
NVMe adapters						
4C57A65446	B98C	ThinkSystem 4-Port PCIe Gen4 NVMe Retimer Adapter	No	No	1	1

Internal drive options

This section lists the supported drives:

- [Boot drives](#)
- [Internal drives for MX3330-H](#)
- [Internal drives for MX3331-H](#)
- [Internal drives for MX3330-F](#)
- [Internal drives for MX3331-F](#)

Boot drives

The MX 1U systems support the following drive for boot functions.

Table 8. Boot drives

Part number	Feature	Description	Maximum supported			
			MX3330-H	MX3331-H	MX3330-F	MX3331-F
7mm 2.5-inch hot-swap 6 Gb SATA SSDs						
4XB7A38182	B8JT	ThinkSystem 7mm 5300 480GB Entry SATA 6Gb SSD	2	2	2	2
4XB7A38183	B8JS	ThinkSystem 7mm 5300 960GB Entry SATA 6Gb SSD	2	2	2	2
4XB7A38153	B96S	ThinkSystem 7mm S4510 480GB Read Intensive SATA 6Gb HS SSD	2	2	2	2
4XB7A38154	B96R	ThinkSystem 7mm S4510 960GB Read Intensive SATA 6Gb HS SSD	2	2	2	2
7mm 2.5-inch hot-swap PCIe 3.0 NVMe SSDs						
4XB7A38216	BB63	ThinkSystem 7mm PM983 960GB Entry NVMe PCIe 3.0 x4 Hot Swap SSD	2	2	2	2
M.2 SATA drives						
4XB7A17073	B919	ThinkSystem M.2 5300 480GB SATA 6Gbps Non-Hot Swap SSD	2	2	2	2
4XB7A17074	B8JJ	ThinkSystem M.2 5300 960GB SATA 6Gbps Non-Hot Swap SSD	2	2	2	2
M.2 NVMe drives						
4XB7A38177	B8JR	ThinkSystem M.2 PM983 960GB NVMe PCIe 3.0 x4 Non-Hot Swap SSD	2	2	2	2

Internal drives for MX3330-H

The following table lists the drives support in the MX3330-H. The drives are classified as either Cache drives, Capacity drives, or both. The quantities listed in the table are the maximum supported for each drive option. For cache drives, a minimum of 2 and maximum of 4 drives is required.

Table 9. Drives supported in the MX3330-H

Part number	Feature	Description	Hybrid Storage	
			Cache	Capacity
2.5-inch hot-swap 12 Gb SAS HDDs				

Part number	Feature	Description	Hybrid Storage	
			Cache	Capacity
7XB7A00025	AULZ	ThinkSystem 2.5" 600GB 10K SAS 12Gb Hot Swap 512n HDD	No	10
7XB7A00027	AUM1	ThinkSystem 2.5" 1.2TB 10K SAS 12Gb Hot Swap 512n HDD	No	10
7XB7A00028	AUM2	ThinkSystem 2.5" 1.8TB 10K SAS 12Gb Hot Swap 512e HDD	No	10
7XB7A00069	B0YS	ThinkSystem 2.5" 2.4TB 10K SAS 12Gb Hot Swap 512e HDD	No	10
7XB7A00022	AULW	ThinkSystem 2.5" 600GB 15K SAS 12Gb Hot Swap 512n HDD	No	10
7XB7A00023	AULX	ThinkSystem 2.5" 900GB 15K SAS 12Gb Hot Swap 512e HDD	No	10
7XB7A00034	AUM6	ThinkSystem 2.5" 1TB 7.2K SAS 12Gb Hot Swap 512n HDD	No	10
7XB7A00035	AUM7	ThinkSystem 2.5" 2TB 7.2K SAS 12Gb Hot Swap 512n HDD	No	10
2.5-inch hot-swap 12 Gb SAS SSDs				
4XB7A17062	B8HU	ThinkSystem 2.5" PM1645a 800GB Mainstream SAS 12Gb Hot Swap SSD	4	No
4XB7A17063	B8J4	ThinkSystem 2.5" PM1645a 1.6TB Mainstream SAS 12Gb Hot Swap SSD	4	No
4XB7A17064	B8JD	ThinkSystem 2.5" PM1645a 3.2TB Mainstream SAS 12Gb Hot Swap SSD	4	No
4XB7A17065	B8JA	ThinkSystem 2.5" PM1645a 6.4TB Mainstream SAS 12Gb Hot Swap SSD	4	No
2.5-inch hot-swap PCIe 4.0 NVMe SSDs				
4XB7A17152	BCFV	ThinkSystem 2.5" U.2 P5600 1.6TB Mixed Use NVMe PCIe 4.0 x4 HS SSD	4	No
4XB7A17153	BCFR	ThinkSystem 2.5" U.2 P5600 3.2TB Mixed Use NVMe PCIe 4.0 x4 HS SSD	4	No
4XB7A17154	BCFS	ThinkSystem 2.5" U.2 P5600 6.4TB Mixed Use NVMe PCIe 4.0 x4 HS SSD	4	No
4XB7A64175	BE03	ThinkSystem U.3 Kioxia CM6-V 800GB Mainstream NVMe PCIe 4.0 x4 Hot Swap SSD	4	No
4XB7A17112	B96Z	ThinkSystem U.3 Kioxia CM6-V 1.6TB Mainstream NVMe PCIe4.0 x4 Hot Swap SSD	4	No
4XB7A17113	B96T	ThinkSystem U.3 Kioxia CM6-V 3.2TB Mainstream NVMe PCIe4.0 x4 Hot Swap SSD	4	No
4XB7A17114	B96P	ThinkSystem U.3 Kioxia CM6-V 6.4TB Mainstream NVMe PCIe4.0 x4 Hot Swap SSD	4	No
2.5-inch hot-swap PCIe 3.0 NVMe SSDs				
4XB7A38160	B973	ThinkSystem 2.5" U.2 P4800X 750GB Write Intensive NVMe PCIe 3.0 x4 HS SSD 60DWPD	4	No
4XB7A17163	B96L	ThinkSystem 2.5" U.2 P4800X 1.5TB Write Intensive NVMe PCIe 3.0 x4 HS SSD 60DWPD	4	No
3.5-inch hot-swap 12 Gb SAS HDDs				
7XB7A00039	AUU3	ThinkSystem 3.5" 600GB 15K SAS 12Gb Hot Swap 512n HDD	No	4
7XB7A00040	AUUC	ThinkSystem 3.5" 900GB 15K SAS 12Gb Hot Swap 512e HDD	No	4
7XB7A00042	AUU5	ThinkSystem 3.5" 2TB 7.2K SAS 12Gb Hot Swap 512n HDD	No	4
7XB7A00043	AUU6	ThinkSystem 3.5" 4TB 7.2K SAS 12Gb Hot Swap 512n HDD	No	4
7XB7A00044	AUU7	ThinkSystem 3.5" 6TB 7.2K SAS 12Gb Hot Swap 512e HDD	No	4

Part number	Feature	Description	Hybrid Storage	
			Cache	Capacity
7XB7A00045	B0YR	ThinkSystem 3.5" 8TB 7.2K SAS 12Gb Hot Swap 512e HDD	No	4
7XB7A00046	AUUG	ThinkSystem 3.5" 10TB 7.2K SAS 12Gb Hot Swap 512e HDD	No	4
7XB7A00067	B117	ThinkSystem 3.5" 12TB 7.2K SAS 12Gb Hot Swap 512e HDD	No	4
4XB7A13906	B496	ThinkSystem 3.5" 14TB 7.2K SAS 12Gb Hot Swap 512e HDD	No	4
3.5-inch hot-swap 6 Gb SATA HDDs				
7XB7A00049	AUUF	ThinkSystem 3.5" 1TB 7.2K SATA 6Gb Hot Swap 512n HDD	No	4
7XB7A00050	AUUD	ThinkSystem 3.5" 2TB 7.2K SATA 6Gb Hot Swap 512n HDD	No	4
7XB7A00051	AUU8	ThinkSystem 3.5" 4TB 7.2K SATA 6Gb Hot Swap 512n HDD	No	4
7XB7A00052	AUUA	ThinkSystem 3.5" 6TB 7.2K SATA 6Gb Hot Swap 512e HDD	No	4
7XB7A00053	AUU9	ThinkSystem 3.5" 8TB 7.2K SATA 6Gb Hot Swap 512e HDD	No	4
7XB7A00054	AUUB	ThinkSystem 3.5" 10TB 7.2K SATA 6Gb Hot Swap 512e HDD	No	4
7XB7A00068	B118	ThinkSystem 3.5" 12TB 7.2K SATA 6Gb Hot Swap 512e HDD	No	4
4XB7A13907	B497	ThinkSystem 3.5" 14TB 7.2K SATA 6Gb Hot Swap 512e HDD	No	4

Internal drives for MX3331-H

The following table lists the drives support in the MX3331-H. The drives are classified as either Cache drives, Capacity drives, or both. The quantities listed in the table are the maximum supported for each drive option. For cache drives, a minimum of 2 and maximum of 4 drives is required.

Table 10. Drives supported in the MX3331-H

Part number	Feature	Description	Hybrid Storage	
			Cache	Capacity
2.5-inch hot-swap 12 Gb SAS HDDs				
7XB7A00025	AULZ	ThinkSystem 2.5" 600GB 10K SAS 12Gb Hot Swap 512n HDD	No	10
7XB7A00027	AUM1	ThinkSystem 2.5" 1.2TB 10K SAS 12Gb Hot Swap 512n HDD	No	10
7XB7A00028	AUM2	ThinkSystem 2.5" 1.8TB 10K SAS 12Gb Hot Swap 512e HDD	No	10
7XB7A00069	B0YS	ThinkSystem 2.5" 2.4TB 10K SAS 12Gb Hot Swap 512e HDD	No	10
7XB7A00022	AULW	ThinkSystem 2.5" 600GB 15K SAS 12Gb Hot Swap 512n HDD	No	10
7XB7A00023	AULX	ThinkSystem 2.5" 900GB 15K SAS 12Gb Hot Swap 512e HDD	No	10
7XB7A00034	AUM6	ThinkSystem 2.5" 1TB 7.2K SAS 12Gb Hot Swap 512n HDD	No	10
7XB7A00035	AUM7	ThinkSystem 2.5" 2TB 7.2K SAS 12Gb Hot Swap 512n HDD	No	10
2.5-inch hot-swap 12 Gb SAS SSDs				
4XB7A17062	B8HU	ThinkSystem 2.5" PM1645a 800GB Mainstream SAS 12Gb Hot Swap SSD	4	No
4XB7A17063	B8J4	ThinkSystem 2.5" PM1645a 1.6TB Mainstream SAS 12Gb Hot Swap SSD	4	No
4XB7A17064	B8JD	ThinkSystem 2.5" PM1645a 3.2TB Mainstream SAS 12Gb Hot Swap SSD	4	No
4XB7A17065	B8JA	ThinkSystem 2.5" PM1645a 6.4TB Mainstream SAS 12Gb Hot Swap SSD	4	No
2.5-inch hot-swap PCIe 4.0 NVMe SSDs				

Part number	Feature	Description	Hybrid Storage	
			Cache	Capacity
4XB7A17152	BCFV	ThinkSystem 2.5" U.2 P5600 1.6TB Mixed Use NVMe PCIe 4.0 x4 HS SSD	4	No
4XB7A17153	BCFR	ThinkSystem 2.5" U.2 P5600 3.2TB Mixed Use NVMe PCIe 4.0 x4 HS SSD	4	No
4XB7A17154	BCFS	ThinkSystem 2.5" U.2 P5600 6.4TB Mixed Use NVMe PCIe 4.0 x4 HS SSD	4	No
4XB7A64175	BE03	ThinkSystem U.3 Kioxia CM6-V 800GB Mainstream NVMe PCIe 4.0 x4 Hot Swap SSD	4	No
4XB7A17112	B96Z	ThinkSystem U.3 Kioxia CM6-V 1.6TB Mainstream NVMe PCIe4.0 x4 Hot Swap SSD	4	No
4XB7A17113	B96T	ThinkSystem U.3 Kioxia CM6-V 3.2TB Mainstream NVMe PCIe4.0 x4 Hot Swap SSD	4	No
4XB7A17114	B96P	ThinkSystem U.3 Kioxia CM6-V 6.4TB Mainstream NVMe PCIe4.0 x4 Hot Swap SSD	4	No
2.5-inch hot-swap PCIe 3.0 NVMe SSDs				
4XB7A38160	B973	ThinkSystem 2.5" U.2 P4800X 750GB Write Intensive NVMe PCIe 3.0 x4 HS SSD 60DWPD	4	No
4XB7A17163	B96L	ThinkSystem 2.5" U.2 P4800X 1.5TB Write Intensive NVMe PCIe 3.0 x4 HS SSD 60DWPD	4	No
3.5-inch hot-swap 12 Gb SAS HDDs				
7XB7A00039	AUU3	ThinkSystem 3.5" 600GB 15K SAS 12Gb Hot Swap 512n HDD	No	4
7XB7A00040	AUUC	ThinkSystem 3.5" 900GB 15K SAS 12Gb Hot Swap 512e HDD	No	4
7XB7A00042	AUU5	ThinkSystem 3.5" 2TB 7.2K SAS 12Gb Hot Swap 512n HDD	No	4
7XB7A00043	AUU6	ThinkSystem 3.5" 4TB 7.2K SAS 12Gb Hot Swap 512n HDD	No	4
7XB7A00044	AUU7	ThinkSystem 3.5" 6TB 7.2K SAS 12Gb Hot Swap 512e HDD	No	4
7XB7A00045	B0YR	ThinkSystem 3.5" 8TB 7.2K SAS 12Gb Hot Swap 512e HDD	No	4
7XB7A00046	AUUG	ThinkSystem 3.5" 10TB 7.2K SAS 12Gb Hot Swap 512e HDD	No	4
7XB7A00067	B117	ThinkSystem 3.5" 12TB 7.2K SAS 12Gb Hot Swap 512e HDD	No	4
4XB7A13906	B496	ThinkSystem 3.5" 14TB 7.2K SAS 12Gb Hot Swap 512e HDD	No	4
3.5-inch hot-swap 6 Gb SATA HDDs				
7XB7A00049	AUUF	ThinkSystem 3.5" 1TB 7.2K SATA 6Gb Hot Swap 512n HDD	No	4
7XB7A00050	AUUD	ThinkSystem 3.5" 2TB 7.2K SATA 6Gb Hot Swap 512n HDD	No	4
7XB7A00051	AUU8	ThinkSystem 3.5" 4TB 7.2K SATA 6Gb Hot Swap 512n HDD	No	4
7XB7A00052	AUUA	ThinkSystem 3.5" 6TB 7.2K SATA 6Gb Hot Swap 512e HDD	No	4
7XB7A00053	AUU9	ThinkSystem 3.5" 8TB 7.2K SATA 6Gb Hot Swap 512e HDD	No	4
7XB7A00054	AUUB	ThinkSystem 3.5" 10TB 7.2K SATA 6Gb Hot Swap 512e HDD	No	4
7XB7A00068	B118	ThinkSystem 3.5" 12TB 7.2K SATA 6Gb Hot Swap 512e HDD	No	4
4XB7A13907	B497	ThinkSystem 3.5" 14TB 7.2K SATA 6Gb Hot Swap 512e HDD	No	4

Internal drives for MX3330-F

The following table lists the drives support in the MX3330-F. The drives are classified as either Cache drives, Capacity drives, or both. The quantities listed in the table are the maximum supported for each drive option. For two-tier configurations, a minimum of 2 cache drives and a minimum of 4 capacity drives is required.

Table 11. Drives supported in the MX3330-F

Part number	Feature	Description	All Flash Storage	
			Cache	Capacity
2.5-inch hot-swap 12 Gb SAS SSDs				
4XB7A17062	B8HU	ThinkSystem 2.5" PM1645a 800GB Mainstream SAS 12Gb Hot Swap SSD	12	12
4XB7A17063	B8J4	ThinkSystem 2.5" PM1645a 1.6TB Mainstream SAS 12Gb Hot Swap SSD	12	12
4XB7A17064	B8JD	ThinkSystem 2.5" PM1645a 3.2TB Mainstream SAS 12Gb Hot Swap SSD	12	12
4XB7A17065	B8JA	ThinkSystem 2.5" PM1645a 6.4TB Mainstream SAS 12Gb Hot Swap SSD	12	12
4XB7A38175	B91A	ThinkSystem 2.5" PM1643a 960GB Entry SAS 12Gb Hot Swap SSD	No	12
4XB7A38176	B91B	ThinkSystem 2.5" PM1643a 1.92TB Entry SAS 12Gb Hot Swap SSD	No	12
4XB7A17054	B91C	ThinkSystem 2.5" PM1643a 3.84TB Entry SAS 12Gb Hot Swap SSD	No	12
4XB7A17055	B91D	ThinkSystem 2.5" PM1643a 7.68TB Entry SAS 12Gb Hot Swap SSD	No	12
2.5-inch hot-swap 6 Gb SATA SSDs				
4XB7A17088	B8HY	ThinkSystem 2.5" 5300 480GB Mainstream SATA 6Gb Hot Swap SSD	No	12
4XB7A17089	B8J6	ThinkSystem 2.5" 5300 960GB Mainstream SATA 6Gb Hot Swap SSD	No	12
4XB7A17090	B8JE	ThinkSystem 2.5" 5300 1.92TB Mainstream SATA 6Gb Hot Swap SSD	No	12
4XB7A17091	B8J7	ThinkSystem 2.5" 5300 3.84TB Mainstream SATA 6Gb Hot Swap SSD	No	12
4XB7A13634	B49M	ThinkSystem 2.5" S4610 480GB Mixed Use SATA 6Gb HS SSD	No	12
4XB7A13635	B49N	ThinkSystem 2.5" S4610 960GB Mixed Use SATA 6Gb HS SSD	No	12
4XB7A13636	B49P	ThinkSystem 2.5" S4610 1.92TB Mixed Use SATA 6Gb HS SSD	No	12
4XB7A17076	B8JM	ThinkSystem 2.5" 5300 480GB Entry SATA 6Gb Hot Swap SSD	No	12
4XB7A17077	B8HP	ThinkSystem 2.5" 5300 960GB Entry SATA 6Gb Hot Swap SSD	No	12
4XB7A17078	B8J5	ThinkSystem 2.5" 5300 1.92TB Entry SATA 6Gb Hot Swap SSD	No	12
4XB7A17079	B8JP	ThinkSystem 2.5" 5300 3.84TB Entry SATA 6Gb Hot Swap SSD	No	12
4XB7A17080	B8J2	ThinkSystem 2.5" 5300 7.68TB Entry SATA 6Gb Hot Swap SSD	No	12
4XB7A10248	B499	ThinkSystem 2.5" S4510 480GB Read Intensive SATA 6Gb HS SSD	No	12

Part number	Feature	Description	All Flash Storage	
			Cache	Capacity
4XB7A10249	B49A	ThinkSystem 2.5" S4510 960GB Read Intensive SATA 6Gb HS SSD	No	12
4XB7A13622	B49B	ThinkSystem 2.5" S4510 1.92TB Read Intensive SATA 6Gb HS SSD	No	12
4XB7A13623	B49C	ThinkSystem 2.5" S4510 3.84TB Read Intensive SATA 6Gb HS SSD	No	12
4XB7A13624	B96X	ThinkSystem 2.5" S4510 7.68TB Read Intensive SATA 6Gb HS SSD	No	12
2.5-inch hot-swap PCIe 4.0 NVMe SSDs				
4XB7A17152	BCFV	ThinkSystem 2.5" U.2 P5600 1.6TB Mixed Use NVMe PCIe 4.0 x4 HS SSD	12	12
4XB7A17153	BCFR	ThinkSystem 2.5" U.2 P5600 3.2TB Mixed Use NVMe PCIe 4.0 x4 HS SSD	12	12
4XB7A17154	BCFS	ThinkSystem 2.5" U.2 P5600 6.4TB Mixed Use NVMe PCIe 4.0 x4 HS SSD	12	12
4XB7A64175	BE03	ThinkSystem U.3 Kioxia CM6-V 800GB Mainstream NVMe PCIe 4.0 x4 Hot Swap SSD	12	12
4XB7A17112	B96Z	ThinkSystem U.3 Kioxia CM6-V 1.6TB Mainstream NVMe PCIe4.0 x4 Hot Swap SSD	12	12
4XB7A17113	B96T	ThinkSystem U.3 Kioxia CM6-V 3.2TB Mainstream NVMe PCIe4.0 x4 Hot Swap SSD	12	12
4XB7A17114	B96P	ThinkSystem U.3 Kioxia CM6-V 6.4TB Mainstream NVMe PCIe4.0 x4 Hot Swap SSD	12	12
4XB7A17145	BCFT	ThinkSystem 2.5" U.2 P5500 1.92TB Read Intensive NVMe PCIe 4.0 x4 HS SSD	No	12
4XB7A17146	BCFW	ThinkSystem 2.5" U.2 P5500 3.84TB Read Intensive NVMe PCIe 4.0 x4 HS SSD	No	12
4XB7A17147	BCFU	ThinkSystem 2.5" U.2 P5500 7.68TB Read Intensive NVMe PCIe 4.0 x4 HS SSD	No	12
4XB7A38196	BC4Y	ThinkSystem U.2 PM1733 1.92TB Entry NVMe PCIe 4.0 x4 Hot Swap SSD	No	12
4XB7A38197	BC4Z	ThinkSystem U.2 PM1733 3.84TB Entry NVMe PCIe 4.0 x4 Hot Swap SSD	No	12
4XB7A38283	BE2E	ThinkSystem U.2 PM1733 7.68TB Entry NVMe PCIe 4.0 x4 Hot Swap SSD	No	12
4XB7A38284	BE2F	ThinkSystem U.2 PM1733 15.36TB Entry NVMe PCIe 4.0 x4 Hot Swap SSD	No	12
2.5-inch hot-swap PCIe 3.0 NVMe SSDs				
4XB7A38160	B973	ThinkSystem 2.5" U.2 P4800X 750GB Write Intensive NVMe PCIe 3.0 x4 HS SSD 60DWPD	12	12
4XB7A17163	B96L	ThinkSystem 2.5" U.2 P4800X 1.5TB Write Intensive NVMe PCIe 3.0 x4 HS SSD 60DWPD	12	12
4XB7A17070	B6TJ	ThinkSystem U.2 PM983 960GB Entry NVMe PCIe 3.0 x4 Hot Swap SSD	No	12

Part number	Feature	Description	All Flash Storage	
			Cache	Capacity
4XB7A10175	B34N	ThinkSystem U.2 PM983 1.92TB Entry NVMe PCIe 3.0 x4 Hot Swap SSD	No	12
4XB7A10176	B34P	ThinkSystem U.2 PM983 3.84TB Entry NVMe PCIe 3.0 x4 Hot Swap SSD	No	12
4XB7A10177	B4D3	ThinkSystem U.2 PM983 7.68TB Entry NVMe PCIe3.0 x4 Hot Swap SSD	No	12
EDSFF hot-swap PCIe 3.0 NVMe SSDs				
4XB7A17198	BA1E	ThinkSystem E1.S P4511 4.0TB Read Intensive NVMe PCIe 3.0 x4 HS SSD	No	16

Internal drives for MX3331-F

The following table lists the drives support in the MX3331-F. The drives are classified as either Cache drives, Capacity drives, or both. The quantities listed in the table are the maximum supported for each drive option. For two-tier configurations, a minimum of 2 cache drives and a minimum of 4 capacity drives is required.

Table 12. Drives supported in the MX3331-F

Part number	Feature	Description	All Flash Storage	
			Cache	Capacity
2.5-inch hot-swap 12 Gb SAS SSDs				
4XB7A17062	B8HU	ThinkSystem 2.5" PM1645a 800GB Mainstream SAS 12Gb Hot Swap SSD	12	12
4XB7A17063	B8J4	ThinkSystem 2.5" PM1645a 1.6TB Mainstream SAS 12Gb Hot Swap SSD	12	12
4XB7A17064	B8JD	ThinkSystem 2.5" PM1645a 3.2TB Mainstream SAS 12Gb Hot Swap SSD	12	12
4XB7A17065	B8JA	ThinkSystem 2.5" PM1645a 6.4TB Mainstream SAS 12Gb Hot Swap SSD	12	12
4XB7A38175	B91A	ThinkSystem 2.5" PM1643a 960GB Entry SAS 12Gb Hot Swap SSD	No	12
4XB7A38176	B91B	ThinkSystem 2.5" PM1643a 1.92TB Entry SAS 12Gb Hot Swap SSD	No	12
4XB7A17054	B91C	ThinkSystem 2.5" PM1643a 3.84TB Entry SAS 12Gb Hot Swap SSD	No	12
4XB7A17055	B91D	ThinkSystem 2.5" PM1643a 7.68TB Entry SAS 12Gb Hot Swap SSD	No	12
2.5-inch hot-swap 6 Gb SATA SSDs				
4XB7A17088	B8HY	ThinkSystem 2.5" 5300 480GB Mainstream SATA 6Gb Hot Swap SSD	No	12
4XB7A17089	B8J6	ThinkSystem 2.5" 5300 960GB Mainstream SATA 6Gb Hot Swap SSD	No	12
4XB7A17090	B8JE	ThinkSystem 2.5" 5300 1.92TB Mainstream SATA 6Gb Hot Swap SSD	No	12

Part number	Feature	Description	All Flash Storage	
			Cache	Capacity
4XB7A17091	B8J7	ThinkSystem 2.5" 5300 3.84TB Mainstream SATA 6Gb Hot Swap SSD	No	12
4XB7A13634	B49M	ThinkSystem 2.5" S4610 480GB Mixed Use SATA 6Gb HS SSD	No	12
4XB7A13635	B49N	ThinkSystem 2.5" S4610 960GB Mixed Use SATA 6Gb HS SSD	No	12
4XB7A13636	B49P	ThinkSystem 2.5" S4610 1.92TB Mixed Use SATA 6Gb HS SSD	No	12
4XB7A17076	B8JM	ThinkSystem 2.5" 5300 480GB Entry SATA 6Gb Hot Swap SSD	No	12
4XB7A17077	B8HP	ThinkSystem 2.5" 5300 960GB Entry SATA 6Gb Hot Swap SSD	No	12
4XB7A17078	B8J5	ThinkSystem 2.5" 5300 1.92TB Entry SATA 6Gb Hot Swap SSD	No	12
4XB7A17079	B8JP	ThinkSystem 2.5" 5300 3.84TB Entry SATA 6Gb Hot Swap SSD	No	12
4XB7A17080	B8J2	ThinkSystem 2.5" 5300 7.68TB Entry SATA 6Gb Hot Swap SSD	No	12
4XB7A10248	B499	ThinkSystem 2.5" S4510 480GB Read Intensive SATA 6Gb HS SSD	No	12
4XB7A10249	B49A	ThinkSystem 2.5" S4510 960GB Read Intensive SATA 6Gb HS SSD	No	12
4XB7A13622	B49B	ThinkSystem 2.5" S4510 1.92TB Read Intensive SATA 6Gb HS SSD	No	12
4XB7A13623	B49C	ThinkSystem 2.5" S4510 3.84TB Read Intensive SATA 6Gb HS SSD	No	12
4XB7A13624	B96X	ThinkSystem 2.5" S4510 7.68TB Read Intensive SATA 6Gb HS SSD	No	12
2.5-inch hot-swap PCIe 4.0 NVMe SSDs				
4XB7A17152	BCFV	ThinkSystem 2.5" U.2 P5600 1.6TB Mixed Use NVMe PCIe 4.0 x4 HS SSD	12	12
4XB7A17153	BCFR	ThinkSystem 2.5" U.2 P5600 3.2TB Mixed Use NVMe PCIe 4.0 x4 HS SSD	12	12
4XB7A17154	BCFS	ThinkSystem 2.5" U.2 P5600 6.4TB Mixed Use NVMe PCIe 4.0 x4 HS SSD	12	12
4XB7A64175	BE03	ThinkSystem U.3 Kioxia CM6-V 800GB Mainstream NVMe PCIe 4.0 x4 Hot Swap SSD	12	12
4XB7A17112	B96Z	ThinkSystem U.3 Kioxia CM6-V 1.6TB Mainstream NVMe PCIe4.0 x4 Hot Swap SSD	12	12
4XB7A17113	B96T	ThinkSystem U.3 Kioxia CM6-V 3.2TB Mainstream NVMe PCIe4.0 x4 Hot Swap SSD	12	12
4XB7A17114	B96P	ThinkSystem U.3 Kioxia CM6-V 6.4TB Mainstream NVMe PCIe4.0 x4 Hot Swap SSD	12	12
4XB7A17145	BCFT	ThinkSystem 2.5" U.2 P5500 1.92TB Read Intensive NVMe PCIe 4.0 x4 HS SSD	No	12
4XB7A17146	BCFW	ThinkSystem 2.5" U.2 P5500 3.84TB Read Intensive NVMe PCIe 4.0 x4 HS SSD	No	12
4XB7A17147	BCFU	ThinkSystem 2.5" U.2 P5500 7.68TB Read Intensive NVMe PCIe 4.0 x4 HS SSD	No	12
4XB7A38196	BC4Y	ThinkSystem U.2 PM1733 1.92TB Entry NVMe PCIe 4.0 x4 Hot Swap SSD	No	12

Part number	Feature	Description	All Flash Storage	
			Cache	Capacity
4XB7A38197	BC4Z	ThinkSystem U.2 PM1733 3.84TB Entry NVMe PCIe 4.0 x4 Hot Swap SSD	No	12
4XB7A38283	BE2E	ThinkSystem U.2 PM1733 7.68TB Entry NVMe PCIe 4.0 x4 Hot Swap SSD	No	12
4XB7A38284	BE2F	ThinkSystem U.2 PM1733 15.36TB Entry NVMe PCIe 4.0 x4 Hot Swap SSD	No	12
2.5-inch hot-swap PCIe 3.0 NVMe SSDs				
4XB7A38160	B973	ThinkSystem 2.5" U.2 P4800X 750GB Write Intensive NVMe PCIe 3.0 x4 HS SSD 60DWPD	12	12
4XB7A17163	B96L	ThinkSystem 2.5" U.2 P4800X 1.5TB Write Intensive NVMe PCIe 3.0 x4 HS SSD 60DWPD	12	12
4XB7A17070	B6TJ	ThinkSystem U.2 PM983 960GB Entry NVMe PCIe 3.0 x4 Hot Swap SSD	No	12
4XB7A10175	B34N	ThinkSystem U.2 PM983 1.92TB Entry NVMe PCIe 3.0 x4 Hot Swap SSD	No	12
4XB7A10176	B34P	ThinkSystem U.2 PM983 3.84TB Entry NVMe PCIe 3.0 x4 Hot Swap SSD	No	12
4XB7A10177	B4D3	ThinkSystem U.2 PM983 7.68TB Entry NVMe PCIe 3.0 x4 Hot Swap SSD	No	12
EDSFF hot-swap PCIe 3.0 NVMe SSDs				
4XB7A17198	BA1E	ThinkSystem E1.S P4511 4.0TB Read Intensive NVMe PCIe 3.0 x4 HS SSD	No	16

Network adapters

The MX 1U systems support the following networking options.

For details about the implementation of these networking options, see the SR630 V2 product guide:

<https://lenovopress.com/lp1391-thinksystem-sr630-v2-server#i-o-expansion>

<https://lenovopress.com/lp1391-thinksystem-sr630-v2-server#network-adapters>

Table 13. OCP network adapters

Part number	Feature	Description	Maximum supported			
			MX3330-H	MX3331-H	MX3330-F	MX3331-F
Gigabit						
4XC7A08277	B93E	ThinkSystem Intel I350 1GbE RJ45 4-port OCP Ethernet Adapter	1	1	1	1
10 GbE						
4XC7A08278	BCD5	ThinkSystem Intel X710-T2L 10GBASE-T 2-port OCP Ethernet Adapter	1	1	1	1
4XC7A08310	BB8U	ThinkSystem Marvell QL41132 10GBASE-T 2-port OCP Ethernet Adapter	1	1	1	1
25 GbE						
4XC7A08294	BCD4	ThinkSystem Intel E810-DA2 10/25GbE SFP28 2-Port OCP Ethernet Adapter	1	1	1	1
4XC7A08264	B5SW	ThinkSystem Marvell QL41232 10/25GbE SFP28 2-Port OCP Ethernet Adapter	1	1	1	1
4XC7A08246	B5T2	ThinkSystem Mellanox ConnectX-4 Lx 10/25GbE SFP28 2-port OCP Ethernet Adapter	1	1	1	1
4XC7A62582	BE4T	ThinkSystem Mellanox ConnectX-6 Lx 10/25GbE SFP28 2-Port OCP Ethernet Adapter	1	1	1	1

Table 14. PCIe network adapters

Part number	Feature	Description	Maximum supported			
			MX3330-H	MX3331-H	MX3330-F	MX3331-F
Gigabit Ethernet						
7ZT7A00533	AUZZ	ThinkSystem I350-F1 PCIe 1Gb 1-Port SFP Ethernet Adapter	3	3	3	3
7ZT7A00534	AUZY	ThinkSystem I350-T2 PCIe 1Gb 2-Port RJ45 Ethernet Adapter	3	3	3	3
7ZT7A00535	AUZW	ThinkSystem I350-T4 PCIe 1Gb 4-Port RJ45 Ethernet Adapter	3	3	3	3
10GBASE-T Ethernet						
00MM860	ATPX	Intel X550-T2 Dual Port 10GBase-T Adapter	3	3	3	3
4XC7A08225	B31G	ThinkSystem QLogic QL41134 PCIe 10Gb 4-Port Base-T Ethernet Adapter	3	3	3	3
10 Gb Ethernet SFP+						
7ZT7A00537	AUKX	ThinkSystem Intel X710-DA2 PCIe 10Gb 2-Port SFP+ Ethernet Adapter	3	3	3	3
25 Gb Ethernet						
4XC7A08270	B652	ThinkSystem Marvell QL41232 10/25GbE SFP28 2-Port PCIe Ethernet Adapter	3	3	3	3
4XC7A62580	BE4U	ThinkSystem Mellanox ConnectX-6 Lx 10/25GbE SFP28 2-Port PCIe Ethernet Adapter	3	3	3	3
100 Gb Ethernet						
4XC7A08248	B8PP	ThinkSystem Mellanox ConnectX-6 Dx 100GbE QSFP56 2-port PCIe Ethernet Adapter	3	3	3	3

GPU adapters

The MX 1U systems support the following GPU options.

For details about these options, see the SR630 V2 product guide:

<https://lenovopress.com/lp1391-thinksystem-sr630-v2-server#gpu-adapters>

Table 15. GPU adapters

Part number	Feature	Description	Maximum supported			
			MX3330-H	MX3331-H	MX3330-F	MX3331-F
4X67A14926	B4YB	ThinkSystem NVIDIA T4 16GB PCIe Passive GPU	3	3	3	3

Software

The MX Appliances include the preloaded Azure Stack HCI operating system only and requires activation via a CSP such as Lenovo Cloud Marketplace, with the option to purchase a Windows Server 2019 Datacenter license if unlimited guest OS VMs are desired.

The MX Certified Nodes can optionally have Windows Server 2019 Datacenter or Azure Stack HCI OS preinstalled. Customers can use existing Windows Server Datacenter software licenses, or they can purchase new software licenses from Lenovo or Microsoft. If the licenses are purchased from Lenovo, Windows Server can be factory-installed or shipped in the box with the Certified Node for the installation at the customer site.

The following table lists the Windows Server 2019 Datacenter software options that are available for selection from Lenovo for Certified Nodes.

Table 16. Windows Server Datacenter software selection options (Certified Nodes only)

Feature code	Description
Windows Server 2019 Datacenter (Factory installed)	
B6P2	Windows Server Datacenter 2019 for Microsoft Azure Stack HCI - English (factory installed)
Windows Server 2019 Datacenter (Not preinstalled)	
B6NY	Windows Server Datacenter 2019 for Microsoft Azure Stack HCI - Multilanguage (not pre-installed)
B6P0	Windows Server Datacenter 2019 for Microsoft Azure Stack HCI - Simplified Chinese (not pre-installed)
B6P1	Windows Server Datacenter 2019 for Microsoft Azure Stack HCI - Traditional Chinese (not pre-installed)
B6NZ	Windows Server Datacenter 2019 for Microsoft Azure Stack HCI - Japanese (not pre-installed)

Configuration notes:

- The selection of Windows Server software licenses is optional.
- The quantity of core-based licenses should be sufficient to cover all processor cores in the system.

Warranty and Support

The ThinkAgile MX Appliances can be configured with a three-, four-, or five-year hardware warranty with 24x7 ThinkAgile Advantage Single Point of Support (Lenovo appliance hardware and Microsoft software) and various levels of coverage with a defined scope of services, including service hours, response time, term of service, and service agreement terms and conditions. For more information refer to the Lenovo Support Plan - MX Appliance support plan, available from <https://support.lenovo.com/us/en/solutions/HT511522>.

The ThinkAgile MX Certified Nodes can be configured with a three-, four-, or five-year hardware warranty and various levels of service coverage with a defined scope of services, including service hours, response time, term of service, and service agreement terms and conditions.

The ThinkAgile MX3330 and MX3331 1U Appliances & Certified Nodes have a 3-year base warranty:

- 7D19 - 1U Appliance - 3 year warranty
- 7D67 - 1U Certified Node - 3 year warranty

The standard warranty terms are customer-replaceable unit (CRU) and onsite (for field-replaceable units FRUs only) with standard call center support during normal business hours and 9x5 Next Business Day Parts Delivered.

Lenovo's additional support services provide a sophisticated, unified support structure for your data center, with an experience consistently ranked number one in customer satisfaction worldwide. Available offerings include:

- **Premier Support**

Premier Support provides a Lenovo-owned customer experience and delivers direct access to technicians skilled in hardware, software, and advanced troubleshooting, in addition to the following:

- Direct technician-to-technician access through a dedicated phone line
- 24x7x365 remote support
- Single point of contact service
- End to end case management
- Third-party collaborative software support
- Online case tools and live chat support
- On-demand remote system analysis

- **Warranty Upgrade (Preconfigured Support)**

Services are available to meet the on-site response time targets that match the criticality of your systems.

- 3, 4, or 5 years of service coverage
- 1-year or 2-year post-warranty extensions
- **Foundation Service:** 9x5 service coverage with next business day onsite response. YourDrive YourData is an optional extra (see below).
- **Essential Service:** 24x7 service coverage with 4-hour onsite response or 24-hour committed repair (available only in select countries). Bundled with YourDrive YourData.
- **Advanced Service:** 24x7 service coverage with 2-hour onsite response or 6-hour committed repair (available only in select countries). Bundled with YourDrive YourData.

- **Managed Services**

Lenovo Managed Services provides continuous 24x7 remote monitoring (plus 24x7 call center availability) and proactive management of your data center using state-of-the-art tools, systems, and practices by a team of highly skilled and experienced Lenovo services professionals.

Quarterly reviews check error logs, verify firmware & OS device driver levels, and software as needed. We'll also maintain records of latest patches, critical updates, and firmware levels, to ensure you systems are providing business value through optimized performance.

- **Technical Account Management (TAM)**

A Lenovo Technical Account Manager helps you optimize the operation of your data center based on a deep understanding of your business. You gain direct access to your Lenovo TAM, who serves as your single point of contact to expedite service requests, provide status updates, and furnish reports to track incidents over time. In addition, your TAM will help proactively make service recommendations and manage your service relationship with Lenovo to make certain your needs are met.

- **Enterprise Server Software Support**

Enterprise Software Support is an additional support service providing customers with software support on Microsoft, Red Hat, SUSE, and VMware applications and systems. Around the clock availability for critical problems plus unlimited calls and incidents helps customers address challenges fast, without incremental costs. Support staff can answer troubleshooting and diagnostic questions, address product comparability and interoperability issues, isolate causes of problems, report defects to software vendors, and more.

- **YourDrive YourData**

Lenovo's YourDrive YourData is a multi-drive retention offering that ensures your data is always under your control, regardless of the number of drives that are installed in your Lenovo server. In the unlikely event of a drive failure, you retain possession of your drive while Lenovo replaces the failed drive part. Your data stays safely on your premises, in your hands. The YourDrive YourData service can be purchased in convenient bundles and is optional with Foundation Service. It is bundled with Essential Service and Advanced Service.

- **Health Check**

Having a trusted partner who can perform regular and detailed health checks is central to maintaining efficiency and ensuring that your systems and business are always running at their best. Health Check supports Lenovo-branded server, storage, and networking devices, as well as select Lenovo-supported products from other vendors that are sold by Lenovo or a Lenovo-Authorized Reseller.

Examples of region-specific warranty terms are second or longer business day parts delivery or parts-only base warranty.

If warranty terms and conditions include onsite labor for repair or replacement of parts, Lenovo will dispatch a service technician to the customer site to perform the replacement. Onsite labor under base warranty is limited to labor for replacement of parts that have been determined to be field-replaceable units (FRUs). Parts that are determined to be customer-replaceable units (CRUs) do not include onsite labor under base warranty.

If warranty terms include parts-only base warranty, Lenovo is responsible for delivering only replacement parts that are under base warranty (including FRUs) that will be sent to a requested location for self-service. Parts-only service does not include a service technician being dispatched onsite. Parts must be changed at customer's own cost and labor and defective parts must be returned following the instructions supplied with the spare parts.

Lenovo Service offerings are region-specific. Not all preconfigured support and upgrade options are available in every region. For information about Lenovo service upgrade offerings that are available in your region, refer to the following resources:

- Service part numbers in Lenovo Data Center Solution Configurator (DCSC):
<http://dcsc.lenovo.com/#/services>
- Lenovo Services Availability Locator
<http://lenovocator.com/>

For service definitions, region-specific details, and service limitations, please refer to the following documents:

- Lenovo Statement of Limited Warranty for Infrastructure Solutions Group (ISG) Servers and System Storage
<http://pcsupport.lenovo.com/us/en/solutions/ht503310>
- Lenovo Data Center Services Agreement
<http://support.lenovo.com/us/en/solutions/ht116628>

Deployment services

The MX systems can optionally include Lenovo deployment services to get customers up and running quickly.

The following optional Lenovo custom installation services are available for both MX appliances and MX certified nodes:

- Unpacking and inspecting the systems
- Mounting the systems (rack cabinet, desktop, stack, bookshelf, wall or ceiling, or rack installation)
- Connecting the systems to electrical power and network
- Checking and updating firmware to the latest levels
- Verifying operations
- Disposal of the packaging materials (within the customer site)

The following Lenovo deployment services are available, mandatory for MX appliances and optional for MX certified nodes:

- Conducting remote preparation and planning
- Verifying firmware versions and performing firmware updates, if needed
- Configuring XCC management settings
- Configuring Storage Spaces Direct
- Configuring Microsoft System Center and discovering hosts and storage (if System Center is used)
- Configuring Lenovo XClarity network settings and performing discovery and inventory (if XClarity is selected)
- Transferring knowledge
- Developing post-installation documentation

The following table lists ThinkAgile Health Check & Deployment offerings are available for ThinkAgile MX customers. These offerings are performed by Lenovo Professional Services.

- **Onsite Deployment:** Install, configure, and validate solution on-site, and conduct knowledge transfer.
- **Remote Deployment:** Install, configure, and validate solution remotely, and conduct knowledge transfer.
- **Remote Health Check:** Report & remediation of hardware and cluster health issues, including firmware and software updates.

Table 17. ThinkAgile Health Check & Deployment offerings

Part number	Description
Onsite deployment services	
5MS7B00037	ThinkAgile MX Onsite Deployment (2 node switchless)
5MS7B00038	ThinkAgile MX Onsite Deployment (4 node)
5MS7B00039	ThinkAgile MX Onsite Deployment (additional node)
Remote deployment services	
5MS7B00040	ThinkAgile MX Remote Deployment (2 node switchless)
5MS7B00041	ThinkAgile MX Remote Deployment (4 node)
5MS7B00042	ThinkAgile MX Remote Deployment (additional node)
Annual Remote Health Check	
5MS7B00049	ThinkAgile MX 1X Annual Remote Health Check (per 2-4 node cluster)
5MS7B00050	ThinkAgile MX 1X Annual Remote Health Check (additional node)
5MS7B00051	ThinkAgile MX 1X Annual Remote Health Check & Update (per 2-4 node cluster)
5MS7B00052	ThinkAgile MX 1X Annual Remote Health Check & Update (additional node)

For more information, refer to the Data Center Implementation Services web page:
<https://www.lenovo.com/us/en/data-center/services/implementation-services/>

Lenovo Financial Services

Lenovo Financial Services reinforces Lenovo's commitment to deliver pioneering products and services that are recognized for their quality, excellence, and trustworthiness. Lenovo Financial Services offers financing solutions and services that complement your technology solution anywhere in the world.

We are dedicated to delivering a positive finance experience for customers like you who want to maximize your purchase power by obtaining the technology you need today, protect against technology obsolescence, and preserve your capital for other uses.

We work with businesses, non-profit organizations, governments and educational institutions to finance their entire technology solution. We focus on making it easy to do business with us. Our highly experienced team of finance professionals operates in a work culture that emphasizes the importance of providing outstanding customer service. Our systems, processes and flexible policies support our goal of providing customers with a positive experience.

We finance your entire solution. Unlike others, we allow you to bundle everything you need from hardware and software to service contracts, installation costs, training fees, and sales tax. If you decide weeks or months later to add to your solution, we can consolidate everything into a single invoice.

Our Premier Client services provide large accounts with special handling services to ensure these complex transactions are serviced properly. As a premier client, you have a dedicated finance specialist who manages your account through its life, from first invoice through asset return or purchase. This specialist develops an in-depth understanding of your invoice and payment requirements. For you, this dedication provides a high-quality, easy, and positive financing experience.

For your region-specific offers, please ask your Lenovo sales representative or your technology provider about the use of Lenovo Financial Services. For more information, see the following Lenovo website:

<https://www.lenovo.com/us/en/landingpage/lenovo-financial-services/>

Related publications and links

For more information, see these resources:

- Lenovo ThinkAgile MX Series product page
<https://www.lenovo.com/us/en/data-center/software-defined-infrastructure/ThinkAgile-MX-Certified-Node/p/WMD00000377>
- Microsoft Azure Stack HCI documentation
<https://docs.microsoft.com/en-us/azure-stack/hci/overview>
- Lenovo Data Center Solution Configurator (DCSC):
<https://dcsc.lenovo.com>
- Lenovo ThinkAgile MX for Microsoft Azure Stack HCI Best Recipes
<https://datacentersupport.lenovo.com/us/en/solutions/ht507406>

Related product families

Product families related to this document are the following:

- [2-Socket Rack Servers](#)
- [ThinkAgile MX Series](#)

Notices

Lenovo may not offer the products, services, or features discussed in this document in all countries. Consult your local Lenovo representative for information on the products and services currently available in your area. Any reference to a Lenovo product, program, or service is not intended to state or imply that only that Lenovo product, program, or service may be used. Any functionally equivalent product, program, or service that does not infringe any Lenovo intellectual property right may be used instead. However, it is the user's responsibility to evaluate and verify the operation of any other product, program, or service. Lenovo may have patents or pending patent applications covering subject matter described in this document. The furnishing of this document does not give you any license to these patents. You can send license inquiries, in writing, to:

Lenovo (United States), Inc.
8001 Development Drive
Morrisville, NC 27560
U.S.A.
Attention: Lenovo Director of Licensing

LENOVO PROVIDES THIS PUBLICATION "AS IS" WITHOUT WARRANTY OF ANY KIND, EITHER EXPRESS OR IMPLIED, INCLUDING, BUT NOT LIMITED TO, THE IMPLIED WARRANTIES OF NON-INFRINGEMENT, MERCHANTABILITY OR FITNESS FOR A PARTICULAR PURPOSE. Some jurisdictions do not allow disclaimer of express or implied warranties in certain transactions, therefore, this statement may not apply to you.

This information could include technical inaccuracies or typographical errors. Changes are periodically made to the information herein; these changes will be incorporated in new editions of the publication. Lenovo may make improvements and/or changes in the product(s) and/or the program(s) described in this publication at any time without notice.

The products described in this document are not intended for use in implantation or other life support applications where malfunction may result in injury or death to persons. The information contained in this document does not affect or change Lenovo product specifications or warranties. Nothing in this document shall operate as an express or implied license or indemnity under the intellectual property rights of Lenovo or third parties. All information contained in this document was obtained in specific environments and is presented as an illustration. The result obtained in other operating environments may vary. Lenovo may use or distribute any of the information you supply in any way it believes appropriate without incurring any obligation to you.

Any references in this publication to non-Lenovo Web sites are provided for convenience only and do not in any manner serve as an endorsement of those Web sites. The materials at those Web sites are not part of the materials for this Lenovo product, and use of those Web sites is at your own risk. Any performance data contained herein was determined in a controlled environment. Therefore, the result obtained in other operating environments may vary significantly. Some measurements may have been made on development-level systems and there is no guarantee that these measurements will be the same on generally available systems. Furthermore, some measurements may have been estimated through extrapolation. Actual results may vary. Users of this document should verify the applicable data for their specific environment.

© Copyright Lenovo 2021. All rights reserved.

This document, LP1511, was created or updated on September 14, 2021.

Send us your comments in one of the following ways:

- Use the online Contact us review form found at:
<https://lenovopress.com/LP1511>
- Send your comments in an e-mail to:
comments@lenovopress.com

This document is available online at <https://lenovopress.com/LP1511>.

Trademarks

Lenovo and the Lenovo logo are trademarks or registered trademarks of Lenovo in the United States, other countries, or both. A current list of Lenovo trademarks is available on the Web at <https://www.lenovo.com/us/en/legal/copytrade/>.

The following terms are trademarks of Lenovo in the United States, other countries, or both:

Lenovo®

AnyBay®

Lenovo Services

ThinkAgile

ThinkSystem

TruDDR4

XClarity®

The following terms are trademarks of other companies:

Intel® and Xeon® are trademarks of Intel Corporation or its subsidiaries.

Azure®, Hyper-V®, Microsoft®, Windows Server®, and Windows® are trademarks of Microsoft Corporation in the United States, other countries, or both.

Other company, product, or service names may be trademarks or service marks of others.