



MEASUREMENT 1

Type: Phone measurement (Complete)
 Area scan resolution: dx=8mm,dy=8mm
 Zoom scan resolution: dx=8mm, dy=8mm, dz=5mm
 Date of measurement: 2015.10.16
 Measurement duration: 9 minutes 33 seconds

A. Experimental conditions.

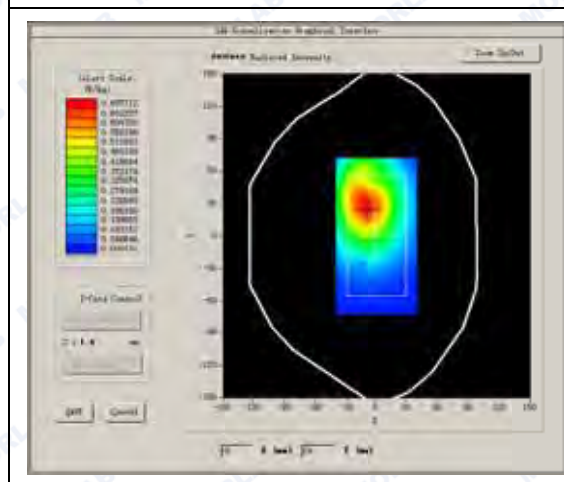
Phantom File	surf_sam_plan.txt
Phantom	Flat Plane
Device Position	Body
Band	GSM850
Channels	Low
Signal	GPRS

B. SAR Measurement Results

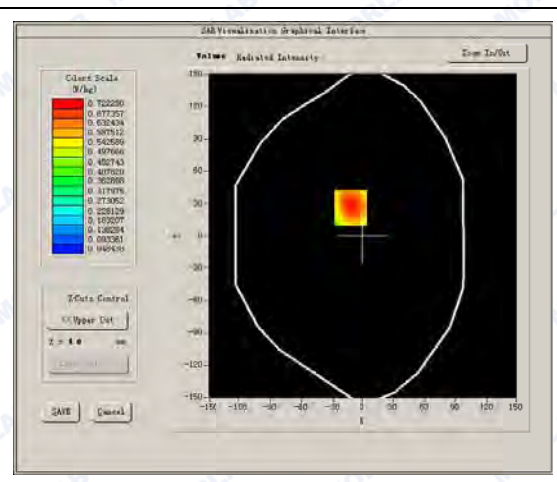
Low Band SAR (Channel 128):

Frequency (MHz)	824.200000
Relative permittivity (real part)	55.693058
Conductivity (S/m)	0.970859
Power drift(%)	-3.790000
Ambient Temperature:	22.9°C
Liquid Temperature:	22.1°C
ConvF:	6.99
Crest factor:	1:8

SURFACE SAR



VOLUME SAR

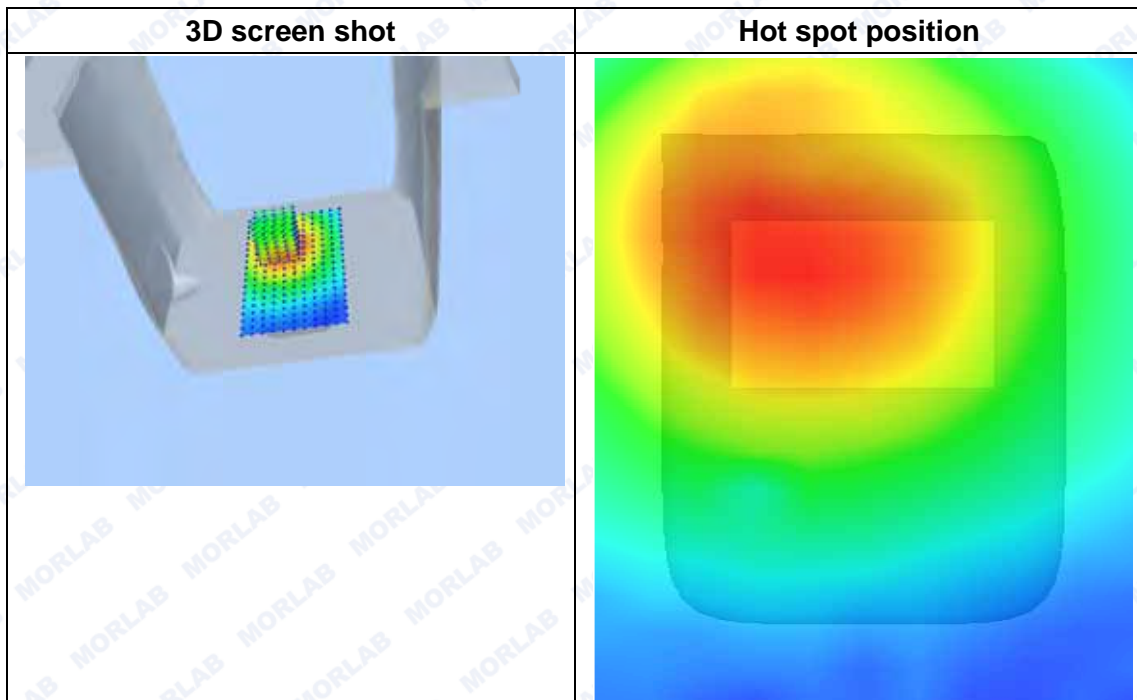
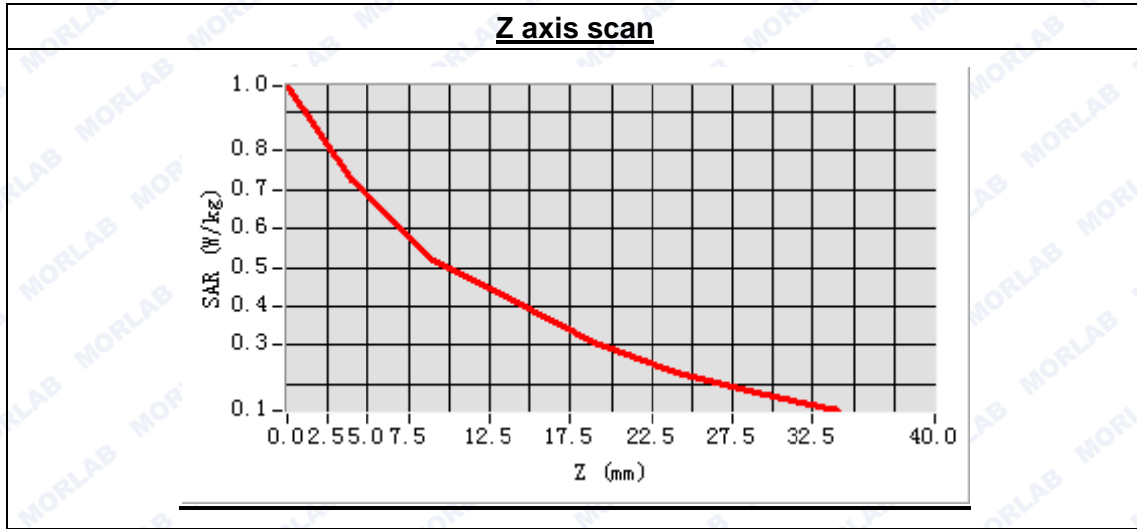




Maximum location: X=-12.00, Y=26.00

SAR Peak: 1.00 W/kg

SAR 10g (W/Kg)	0.499313
SAR 1g (W/Kg)	0.718198





MEASUREMENT 2

Type: Phone measurement (Complete)

Area scan resolution: dx=8mm,dy=8mm

Zoom scan resolution: dx=8mm, dy=8mm, dz=5mm

Date of measurement: 2015.10.16

Measurement duration: 9 minutes 33 seconds

A. Experimental conditions.

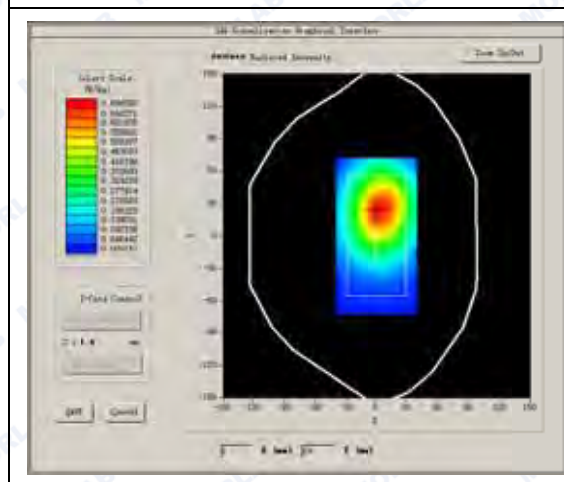
Phantom File	surf_sam_plan.txt
Phantom	Flat Plane
Device Position	Body
Band	GSM850
Channels	Low
Signal	GPRS

B. SAR Measurement Results

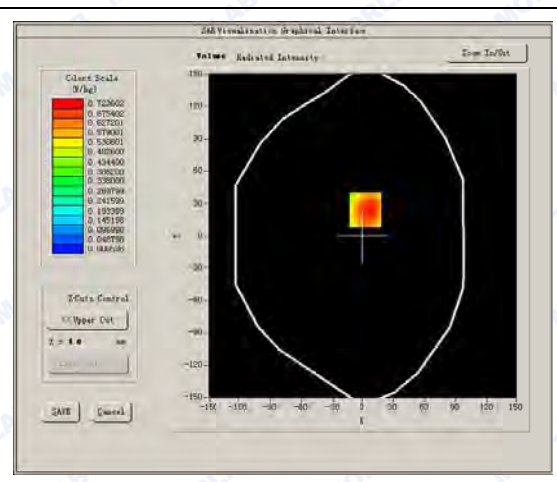
Low Band SAR (Channel 128):

Frequency (MHz)	824.200000
Relative permittivity (real part)	55.693058
Conductivity (S/m)	0.970859
Power drift(%)	-3.790000
Ambient Temperature:	22.9°C
Liquid Temperature:	22.1°C
ConvF:	6.99
Crest factor:	1:8

SURFACE SAR



VOLUME SAR

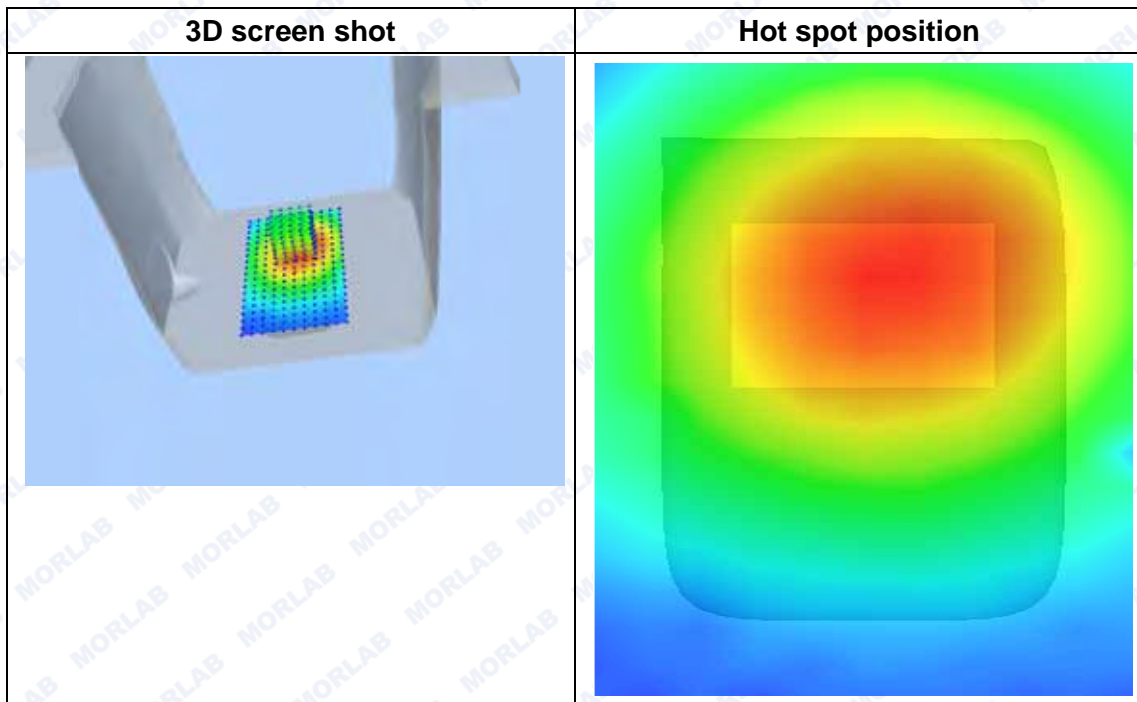
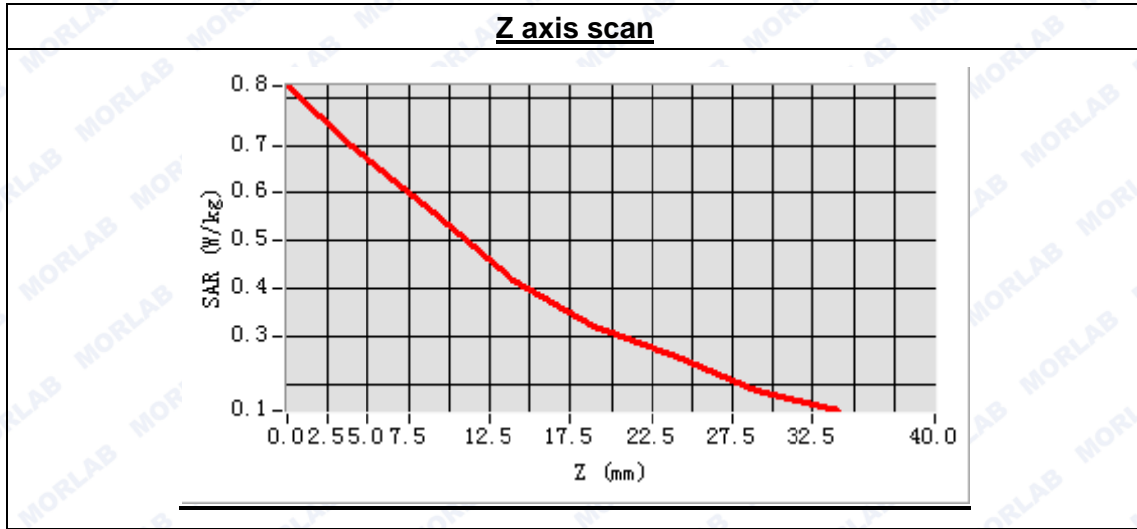




Maximum location: X=2.00, Y=24.00

SAR Peak: 0.95 W/kg

SAR 10g (W/Kg)	0.502143
SAR 1g (W/Kg)	0.707068





MEASUREMENT 3

Type: Phone measurement (Complete)
 Area scan resolution: dx=8mm,dy=8mm
 Zoom scan resolution: dx=8mm, dy=8mm, dz=5mm
 Date of measurement: 2015.10.16
 Measurement duration: 9 minutes 33 seconds

A. Experimental conditions.

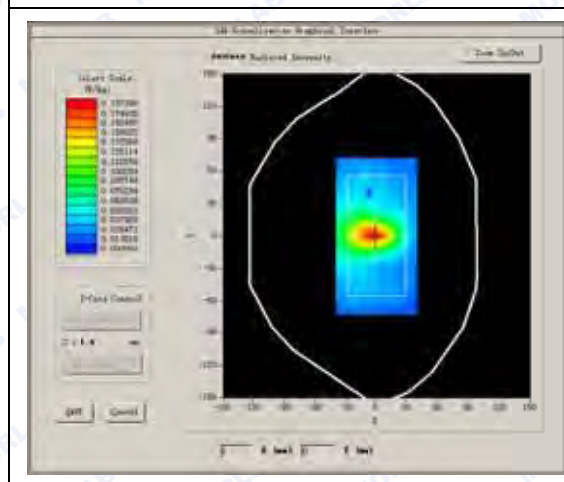
Phantom File	surf_sam_plan.txt
Phantom	Flat Plane
Device Position	Body
Band	GSM850
Channels	Low
Signal	GPRS

B. SAR Measurement Results

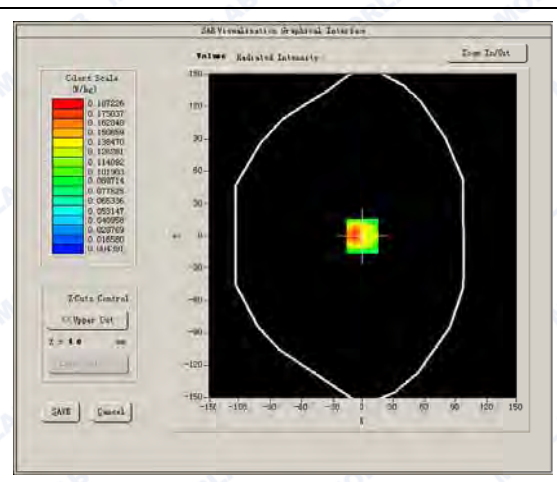
Low Band SAR (Channel 128):

Frequency (MHz)	824.200000
Relative permittivity (real part)	55.693058
Conductivity (S/m)	0.970859
Power drift(%)	-3.790000
Ambient Temperature:	22.9°C
Liquid Temperature:	22.1°C
ConvF:	6.99
Crest factor:	1:8

SURFACE SAR



VOLUME SAR

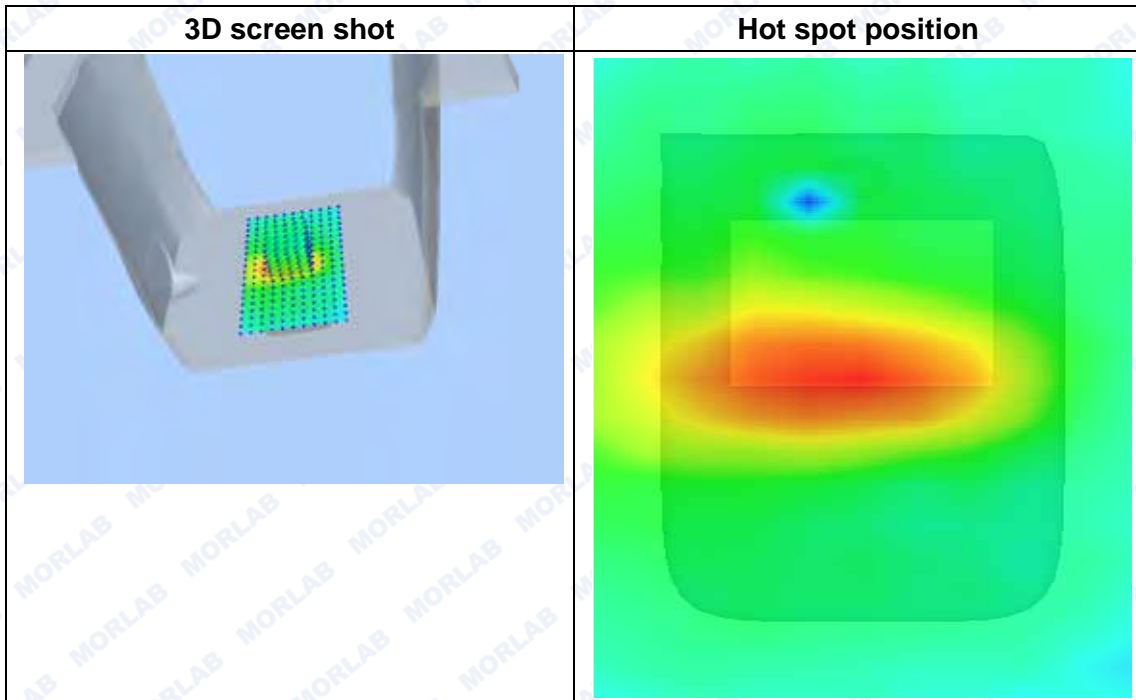
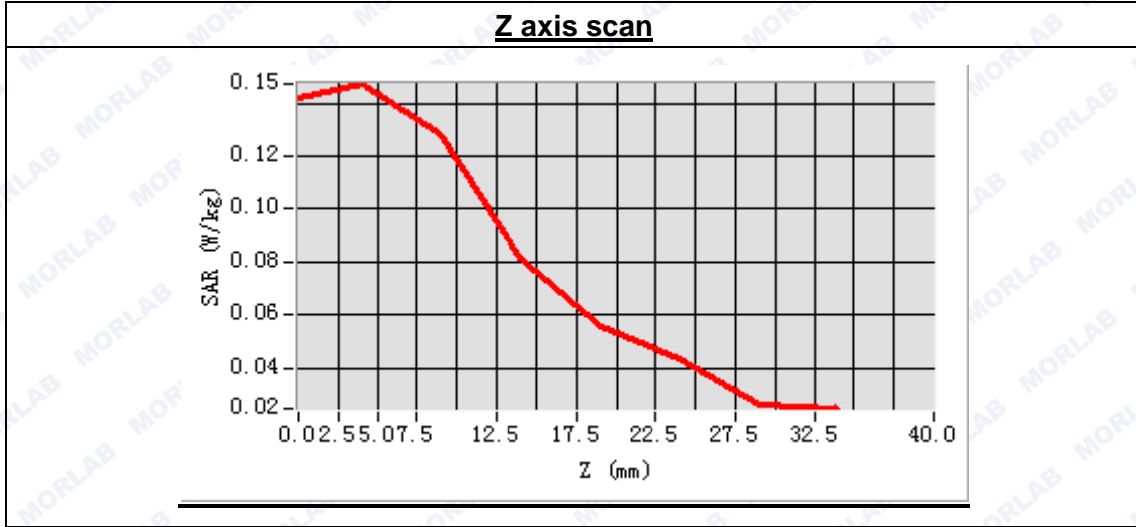




Maximum location: X=-1.00, Y=0.00

SAR Peak: 0.27 W/kg

SAR 10g (W/Kg)	0.105560
SAR 1g (W/Kg)	0.174434





MEASUREMENT 4

Type: Phone measurement (Complete)
 Area scan resolution: dx=8mm,dy=8mm
 Zoom scan resolution: dx=8mm, dy=8mm, dz=5mm
 Date of measurement: 2015.10.16
 Measurement duration: 9 minutes 33 seconds

A. Experimental conditions.

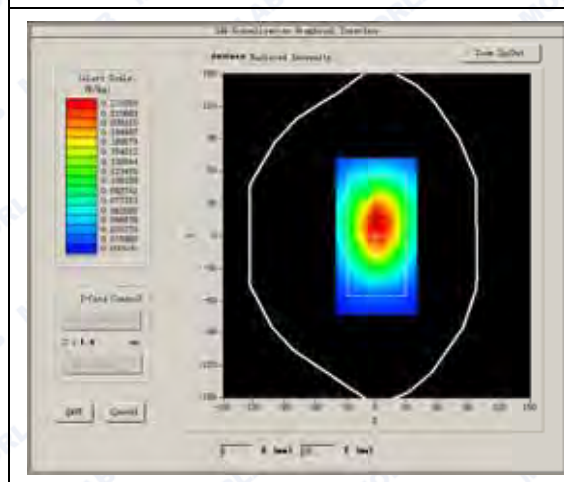
Phantom File	surf_sam_plan.txt
Phantom	Flat Plane
Device Position	Body
Band	GSM850
Channels	Low
Signal	GPRS

B. SAR Measurement Results

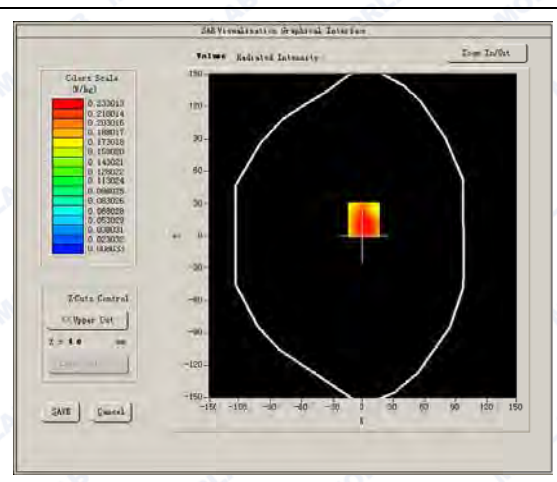
Low Band SAR (Channel 128):

Frequency (MHz)	824.200000
Relative permittivity (real part)	55.693058
Conductivity (S/m)	0.970859
Power drift(%)	-3.790000
Ambient Temperature:	22.9°C
Liquid Temperature:	22.1°C
ConvF:	6.99
Crest factor:	1:8

SURFACE SAR



VOLUME SAR

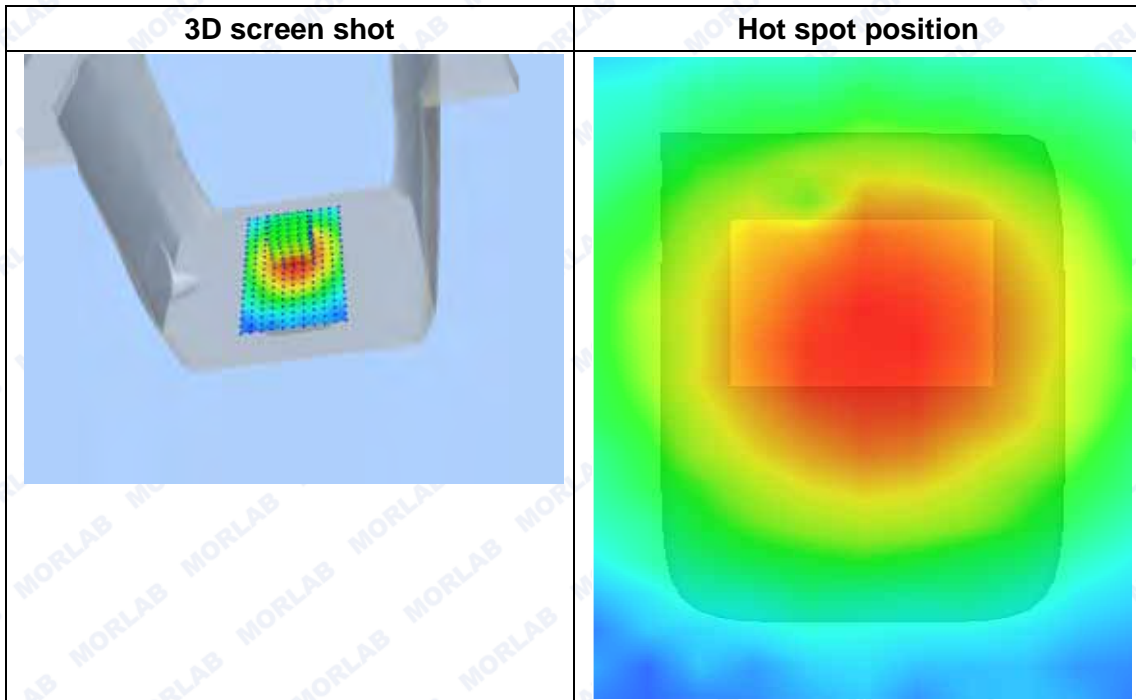
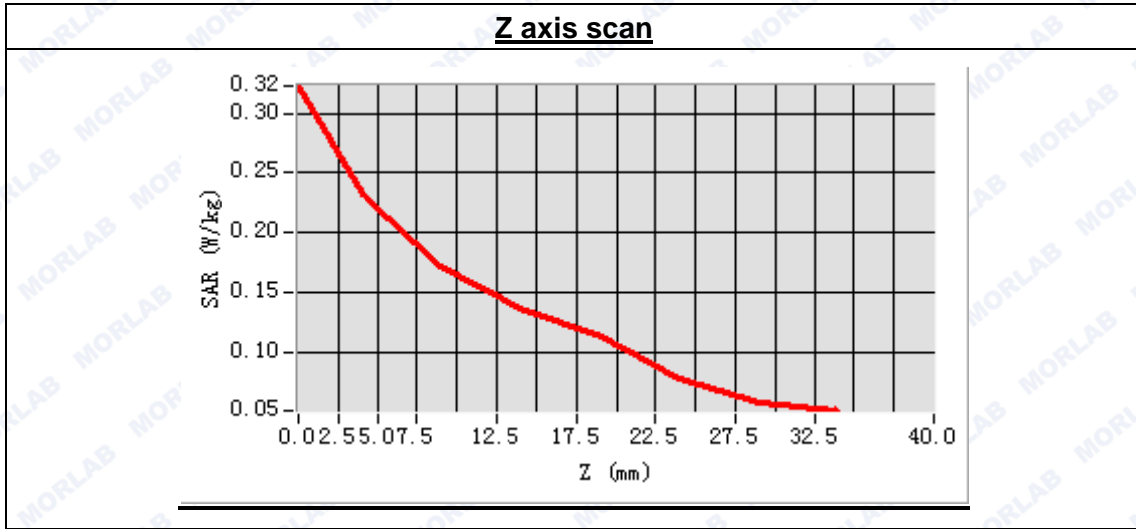




Maximum location: X=1.00, Y=15.00

SAR Peak: 0.33 W/kg

SAR 10g (W/Kg)	0.164428
SAR 1g (W/Kg)	0.235219





MEASUREMENT 5

Type: Phone measurement (Complete)
 Area scan resolution: dx=8mm,dy=8mm
 Zoom scan resolution: dx=8mm, dy=8mm, dz=5mm
 Date of measurement: 2015.10.16
 Measurement duration: 9 minutes 33 seconds

A. Experimental conditions.

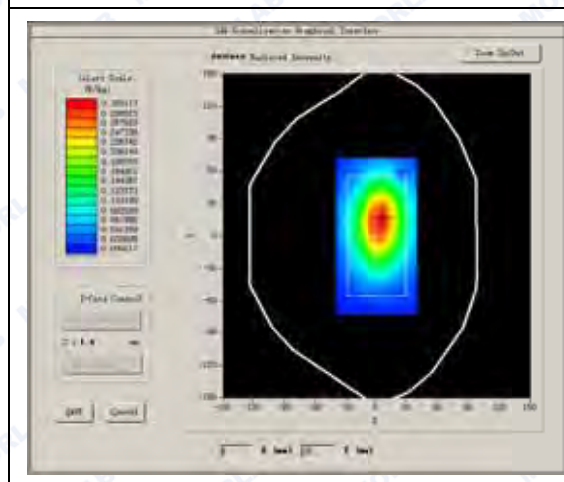
Phantom File	surf_sam_plan.txt
Phantom	Flat Plane
Device Position	Body
Band	GSM850
Channels	Low
Signal	GPRS

B. SAR Measurement Results

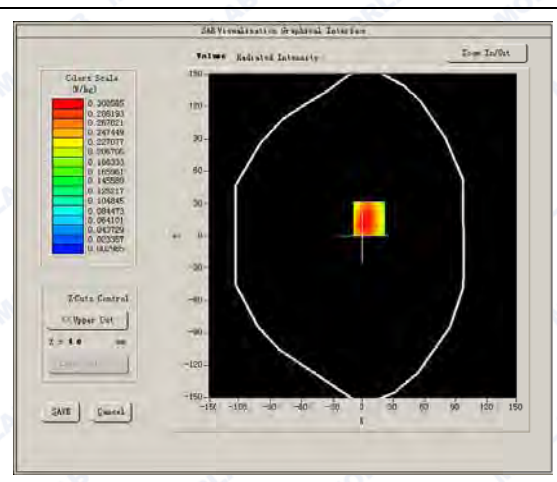
Low Band SAR (Channel 128):

Frequency (MHz)	824.200000
Relative permittivity (real part)	55.693058
Conductivity (S/m)	0.970859
Power drift(%)	-3.790000
Ambient Temperature:	22.9°C
Liquid Temperature:	22.1°C
ConvF:	6.99
Crest factor:	1:8

SURFACE SAR



VOLUME SAR

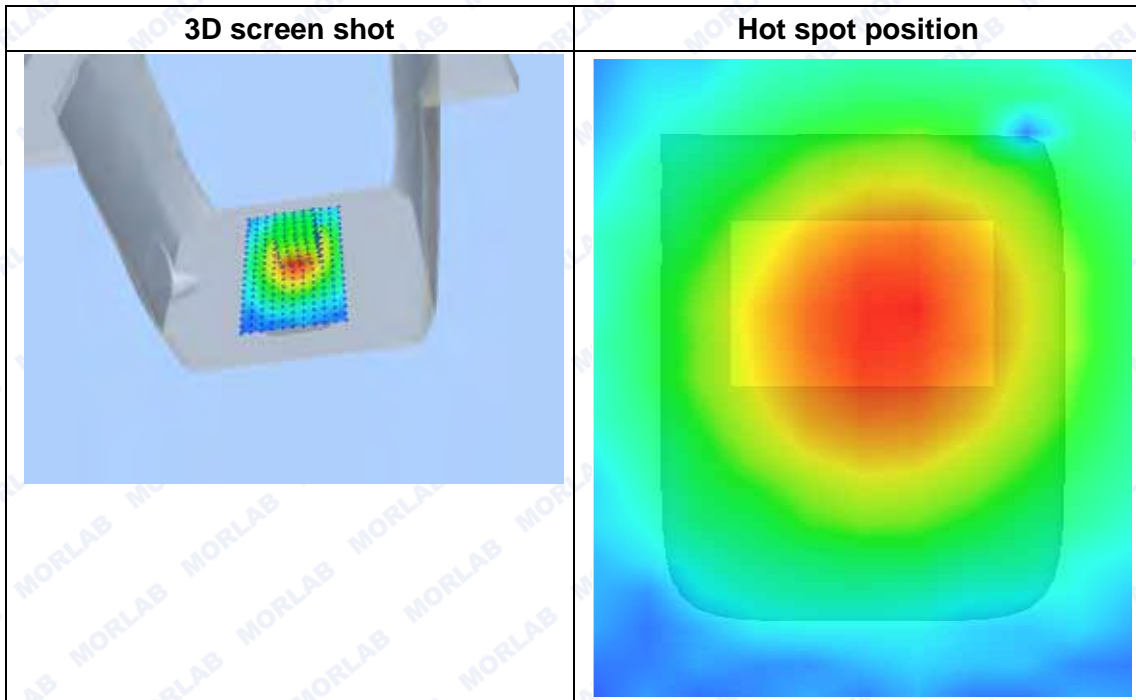
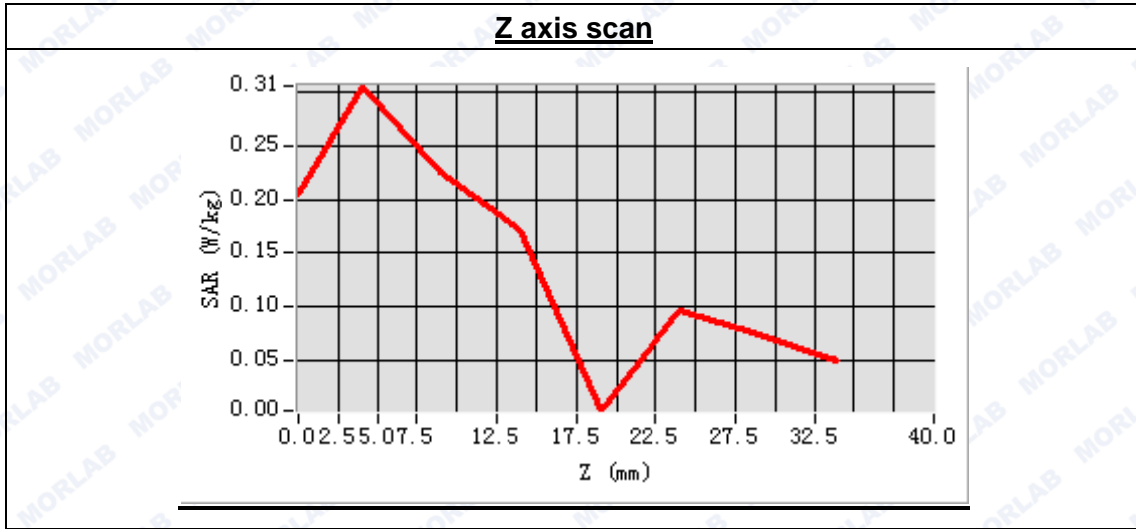




Maximum location: X=6.00, Y=16.00

SAR Peak: 0.42 W/kg

SAR 10g (W/Kg)	0.203100
SAR 1g (W/Kg)	0.297844





MEASUREMENT 6

Type: Phone measurement (Complete)

Area scan resolution: dx=8mm,dy=8mm

Zoom scan resolution: dx=8mm, dy=8mm, dz=5mm

Date of measurement: 2015.10.17

Measurement duration: 9 minutes 31 seconds

A. Experimental conditions.

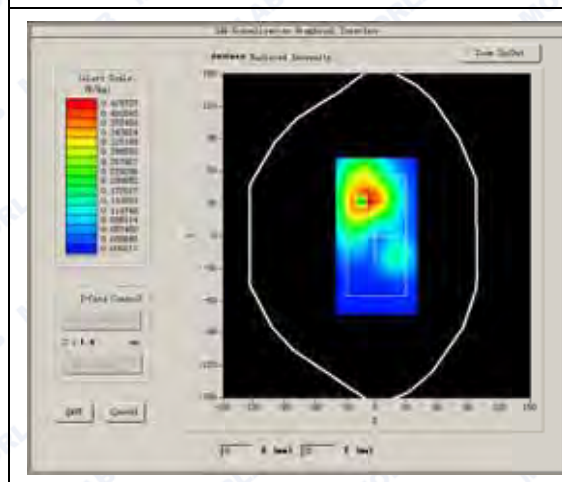
Phantom File	surf_sam_plan.txt
Phantom	Flat Plane
Device Position	Body
Band	GSM1900
Channels	Middle
Signal	GPRS

B. SAR Measurement Result

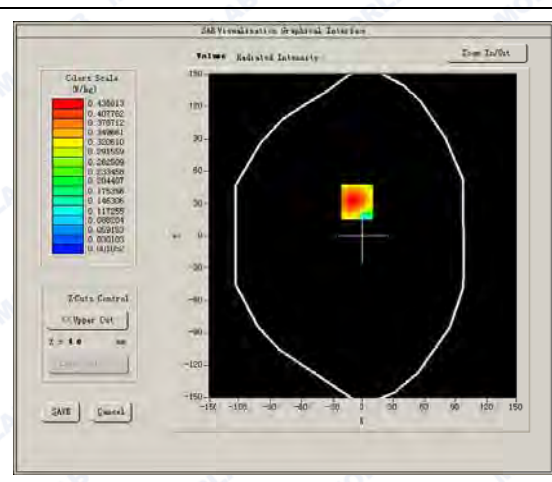
Middle Band SAR (Channel 661):

Frequency (MHz)	1880.000000
Relative permittivity (real part)	53.103586
Conductivity (S/m)	1.532437
Power drift(%)	-1.540000
Ambient Temperature:	22.9°C
Liquid Temperature:	22.1°C
ConvF:	6.17
Crest factor:	1:2

SURFACE SAR



VOLUME SAR

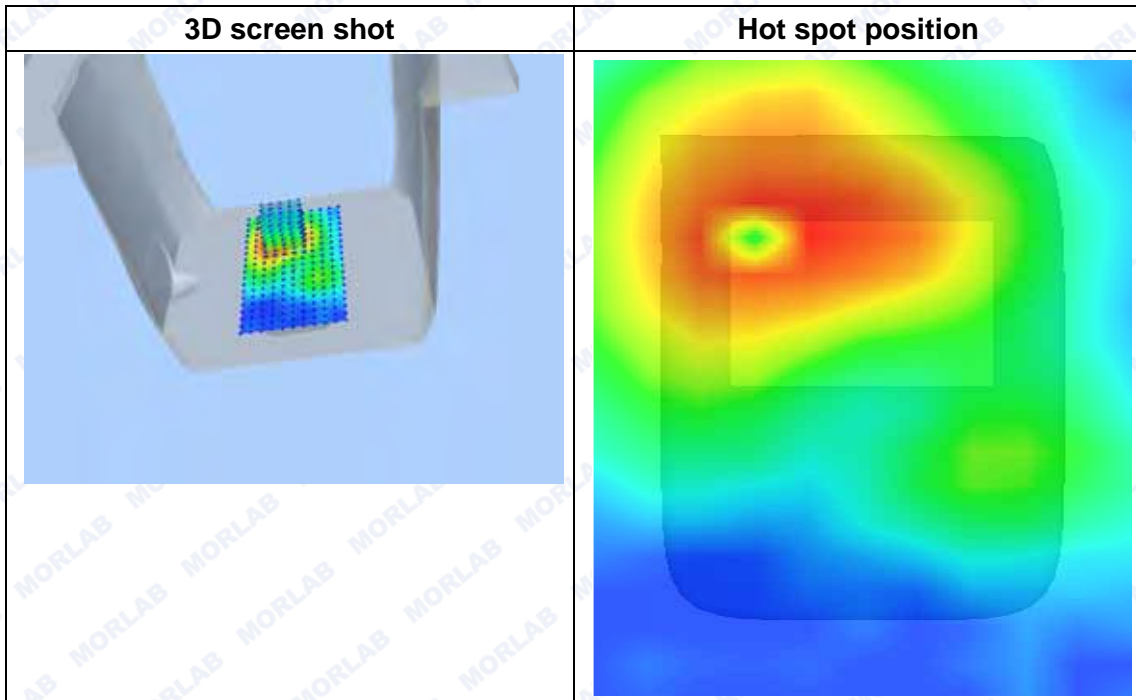
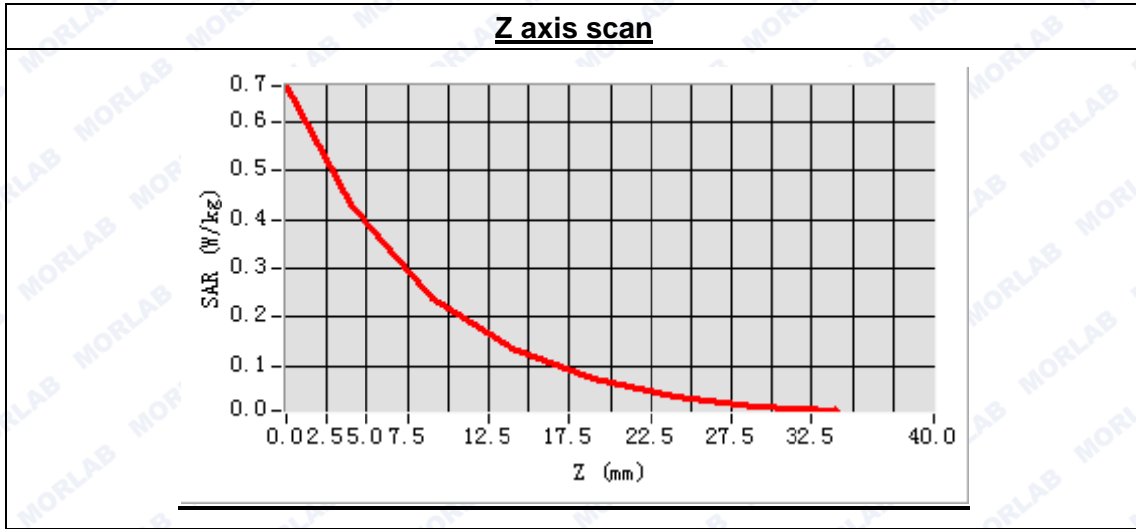




Maximum location: X=-6.00, Y=32.00

SAR Peak: 0.69 W/kg

SAR 10g (W/Kg)	0.236649
SAR 1g (W/Kg)	0.431110





MEASUREMENT 7

Type: Phone measurement (Complete)
 Area scan resolution: dx=8mm,dy=8mm
 Zoom scan resolution: dx=8mm, dy=8mm, dz=5mm
 Date of measurement: 2015.10.17
 Measurement duration: 9 minutes 31 seconds

A. Experimental conditions.

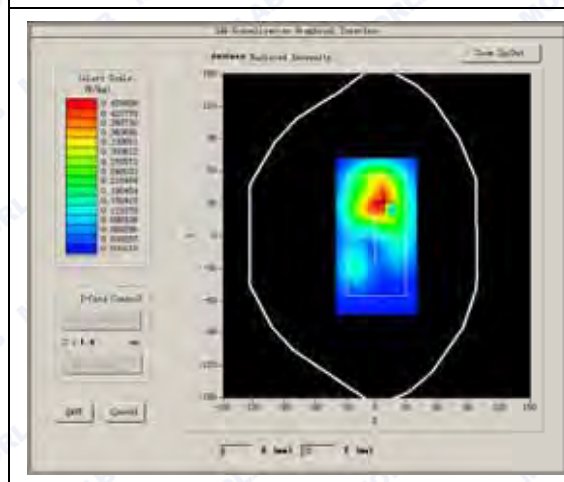
Phantom File	surf_sam_plan.txt
Phantom	Flat Plane
Device Position	Body
Band	GSM1900
Channels	Middle
Signal	GPRS

B. SAR Measurement Result

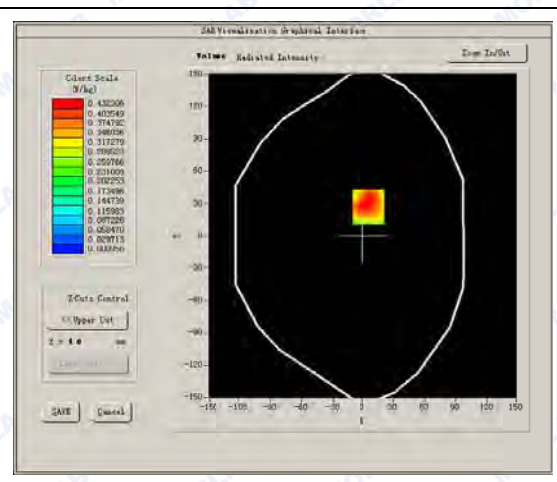
Middle Band SAR (Channel 661):

Frequency (MHz)	1880.000000
Relative permittivity (real part)	53.103586
Conductivity (S/m)	1.532437
Power drift(%)	-1.540000
Ambient Temperature:	22.9°C
Liquid Temperature:	22.1°C
ConvF:	6.17
Crest factor:	1:2

SURFACE SAR



VOLUME SAR

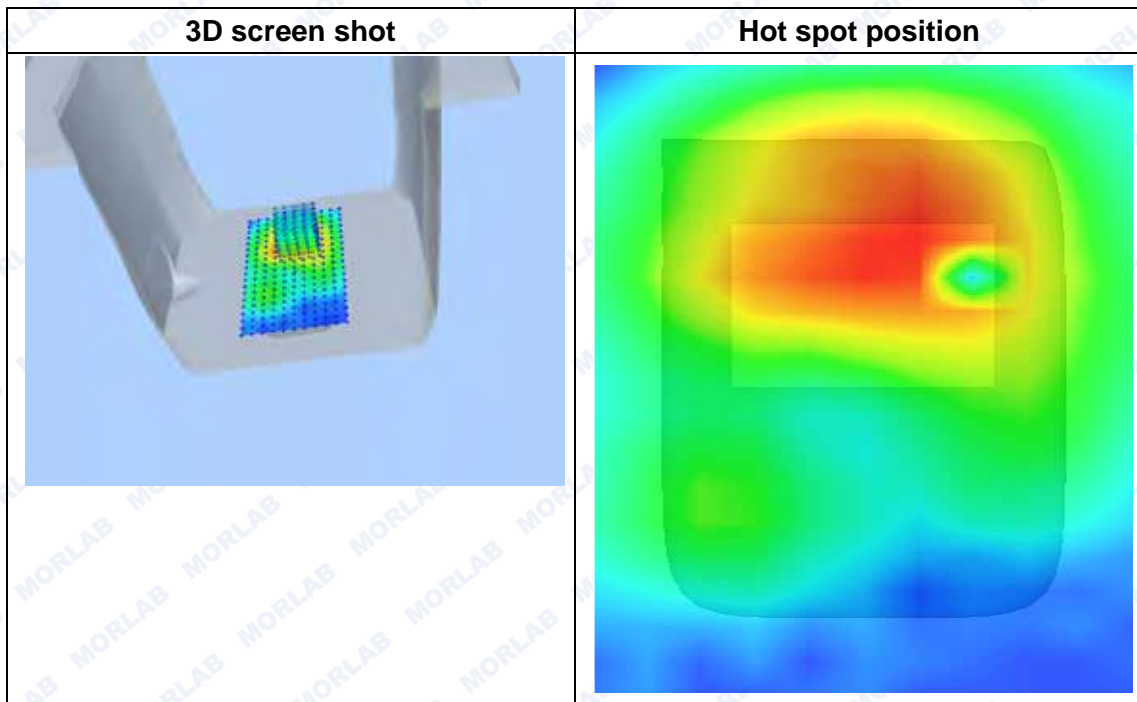
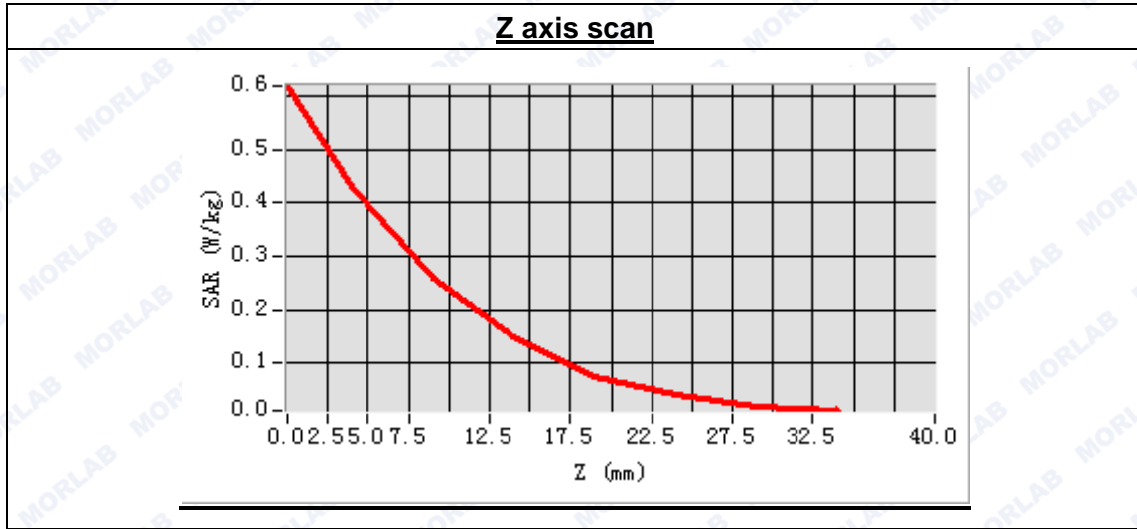




Maximum location: X=5.00, Y=27.00

SAR Peak: 0.69 W/kg

SAR 10g (W/Kg)	0.240949
SAR 1g (W/Kg)	0.429850





MEASUREMENT 8

Type: Phone measurement (Complete)
 Area scan resolution: dx=8mm,dy=8mm
 Zoom scan resolution: dx=8mm, dy=8mm, dz=5mm
 Date of measurement: 2015.10.17
 Measurement duration: 9 minutes 31 seconds

A. Experimental conditions.

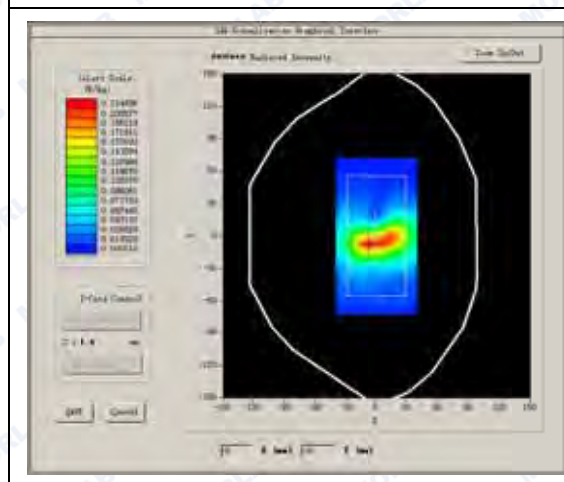
Phantom File	surf_sam_plan.txt
Phantom	Flat Plane
Device Position	Body
Band	GSM1900
Channels	Middle
Signal	GPRS

B. SAR Measurement Result

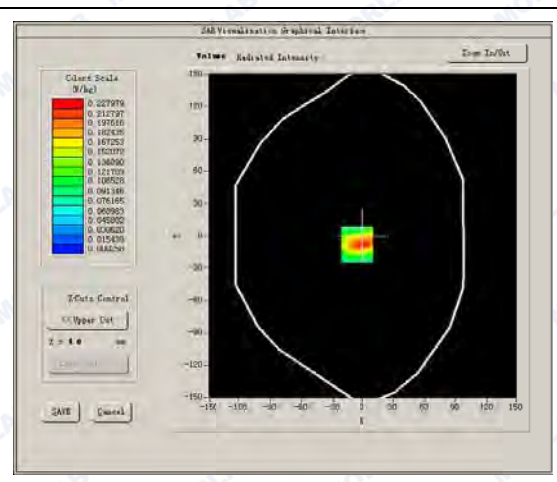
Middle Band SAR (Channel 661):

Frequency (MHz)	1880.000000
Relative permittivity (real part)	53.103586
Conductivity (S/m)	1.532437
Power drift(%)	-1.540000
Ambient Temperature:	22.9°C
Liquid Temperature:	22.1°C
ConvF:	6.17
Crest factor:	1:2

SURFACE SAR



VOLUME SAR

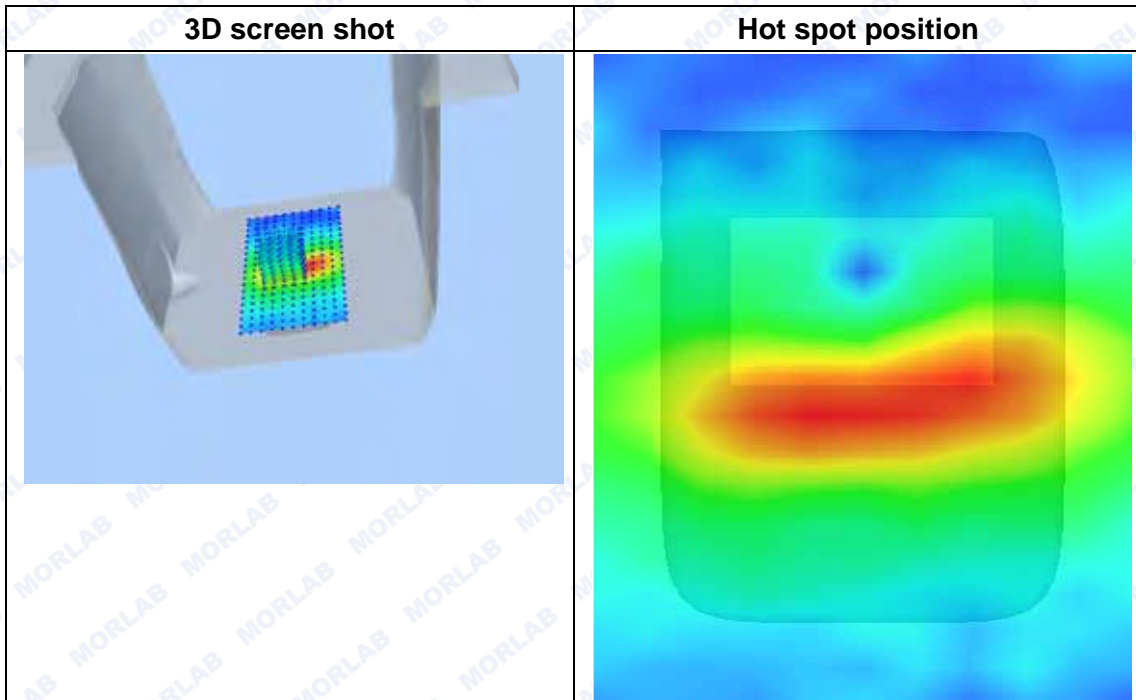
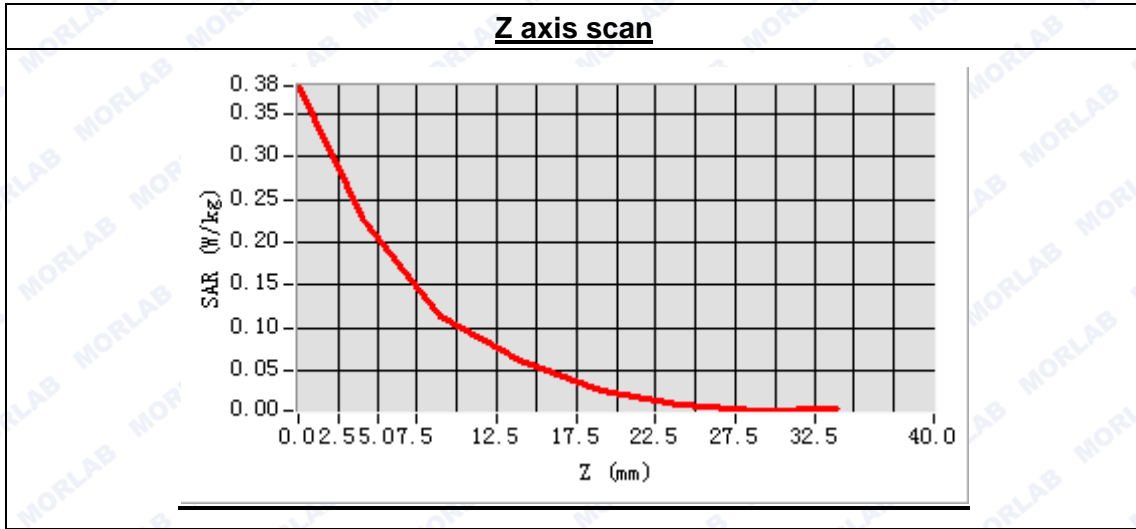




Maximum location: X=-6.00, Y=-8.00

SAR Peak: 0.54 W/kg

SAR 10g (W/Kg)	0.103663
SAR 1g (W/Kg)	0.238488





MEASUREMENT 9

Type: Phone measurement (Complete)
 Area scan resolution: dx=8mm,dy=8mm
 Zoom scan resolution: dx=8mm, dy=8mm, dz=5mm
 Date of measurement: 2015.10.17
 Measurement duration: 9 minutes 31 seconds

A. Experimental conditions.

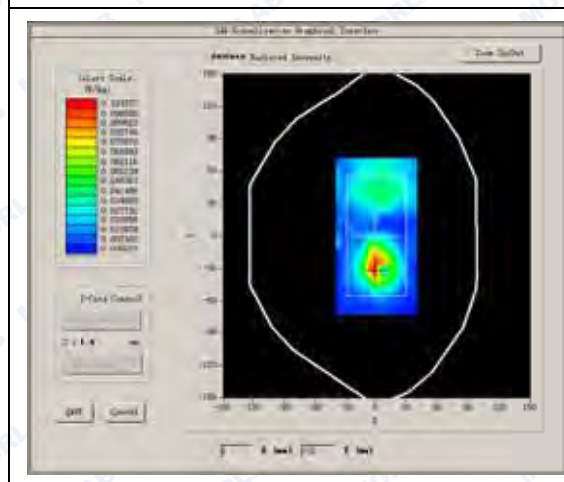
Phantom File	surf_sam_plan.txt
Phantom	Flat Plane
Device Position	Body
Band	GSM1900
Channels	Middle
Signal	GPRS

B. SAR Measurement Result

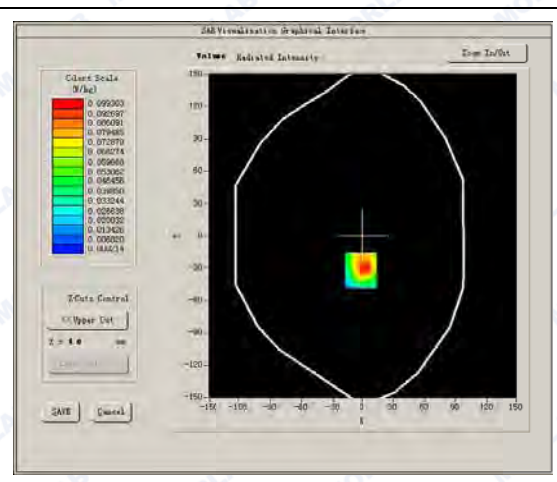
Middle Band SAR (Channel 661):

Frequency (MHz)	1880.000000
Relative permittivity (real part)	53.103586
Conductivity (S/m)	1.532437
Power drift(%)	-1.540000
Ambient Temperature:	22.9°C
Liquid Temperature:	22.1°C
ConvF:	6.17
Crest factor:	1:2

SURFACE SAR



VOLUME SAR

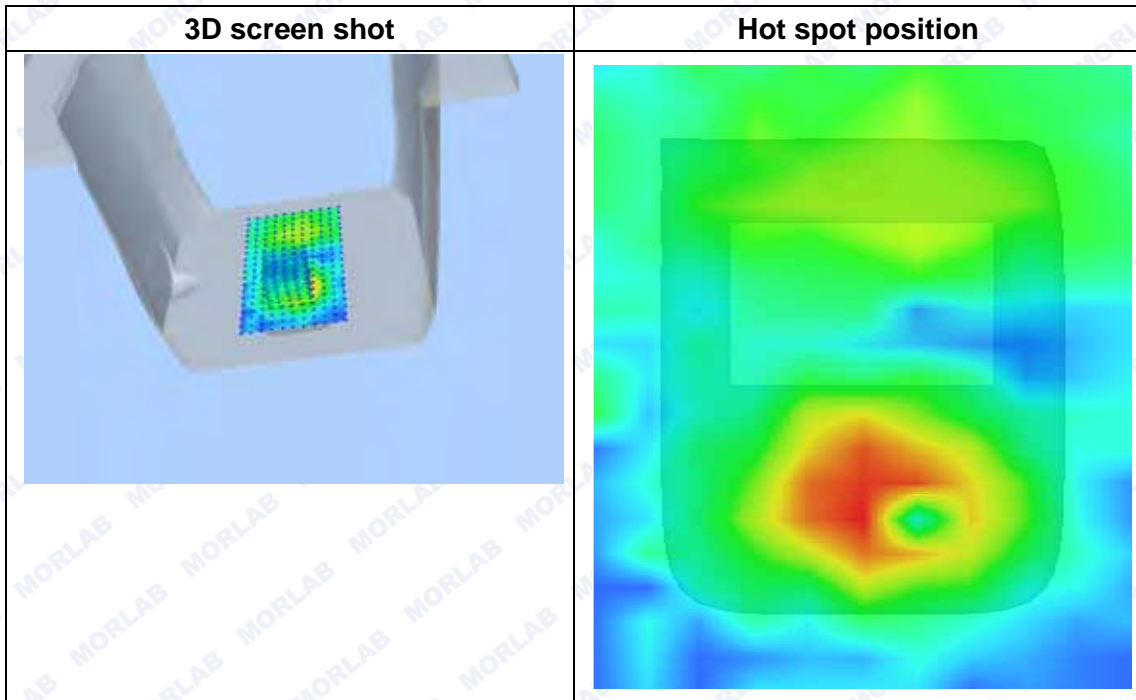
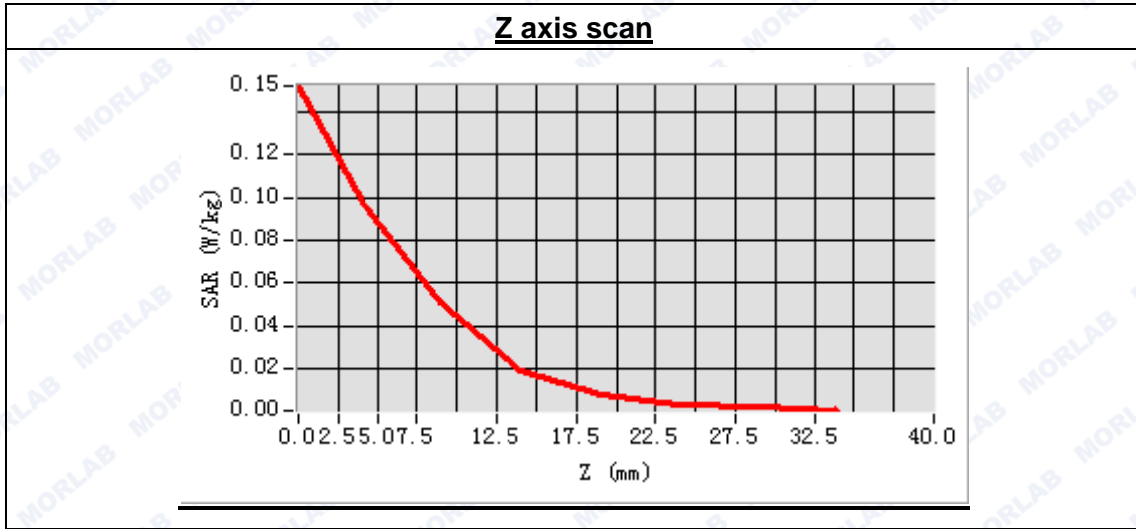




Maximum location: X=-2.00, Y=-32.00

SAR Peak: 0.18 W/kg

SAR 10g (W/Kg)	0.046505
SAR 1g (W/Kg)	0.097728





MEASUREMENT 10

Type: Phone measurement (Complete)
 Area scan resolution: dx=8mm,dy=8mm
 Zoom scan resolution: dx=8mm, dy=8mm, dz=5mm
 Date of measurement: 2015.10.17
 Measurement duration: 9 minutes 31 seconds

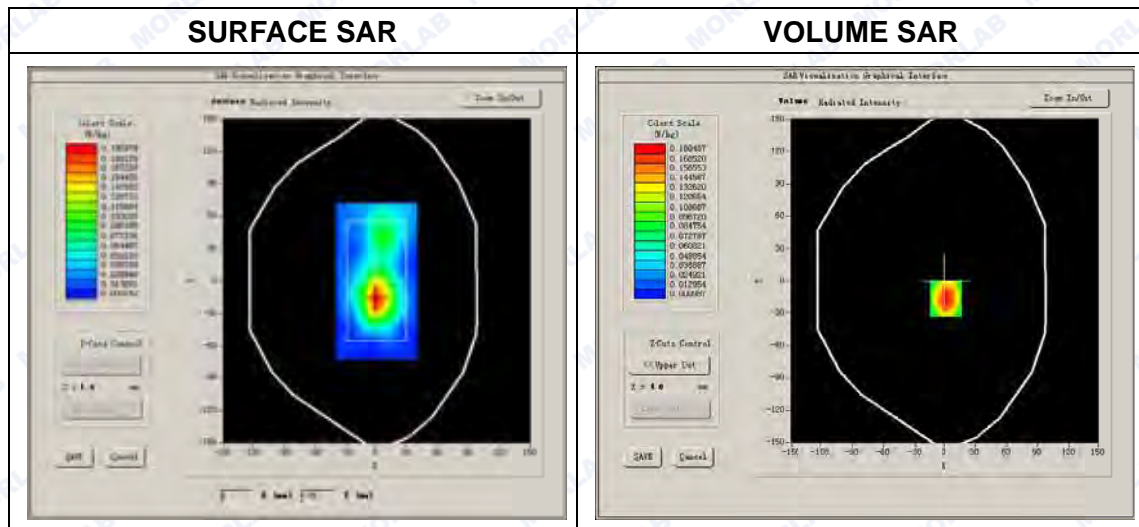
A. Experimental conditions.

Phantom File	surf_sam_plan.txt
Phantom	Flat Plane
Device Position	Body
Band	GSM1900
Channels	Middle
Signal	GPRS

B. SAR Measurement Result

Middle Band SAR (Channel 661):

Frequency (MHz)	1880.000000
Relative permittivity (real part)	53.103586
Conductivity (S/m)	1.532437
Power drift(%)	-1.540000
Ambient Temperature:	22.9°C
Liquid Temperature:	22.1°C
ConvF:	6.17
Crest factor:	1:2

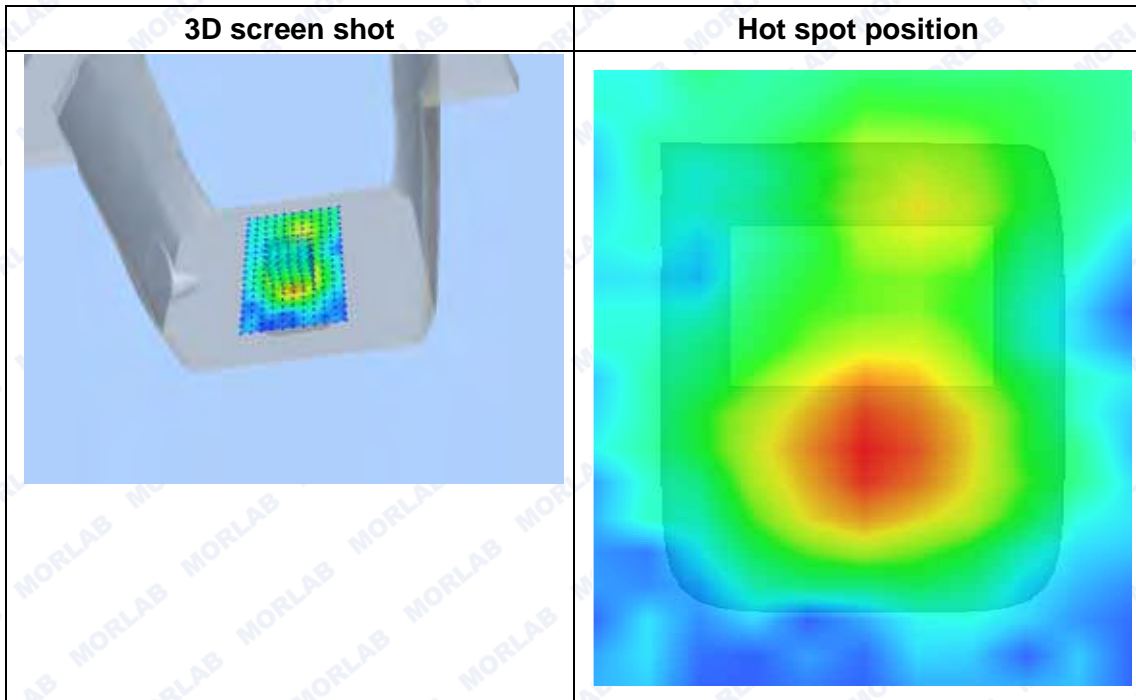
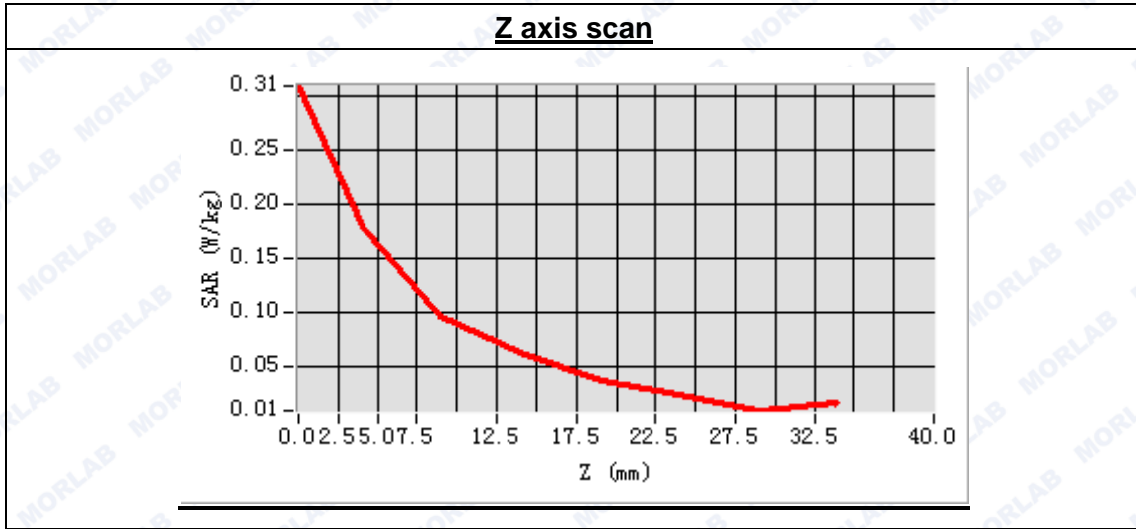




Maximum location: X=1.00, Y=-17.00

SAR Peak: 0.34 W/kg

SAR 10g (W/Kg)	0.095570
SAR 1g (W/Kg)	0.182957





MEASUREMENT 11

Type: Phone measurement (Complete)
 Area scan resolution: dx=8mm,dy=8mm
 Zoom scan resolution: dx=8mm, dy=8mm, dz=5mm
 Date of measurement: 2015.10.16
 Measurement duration: 9 minutes 28 seconds

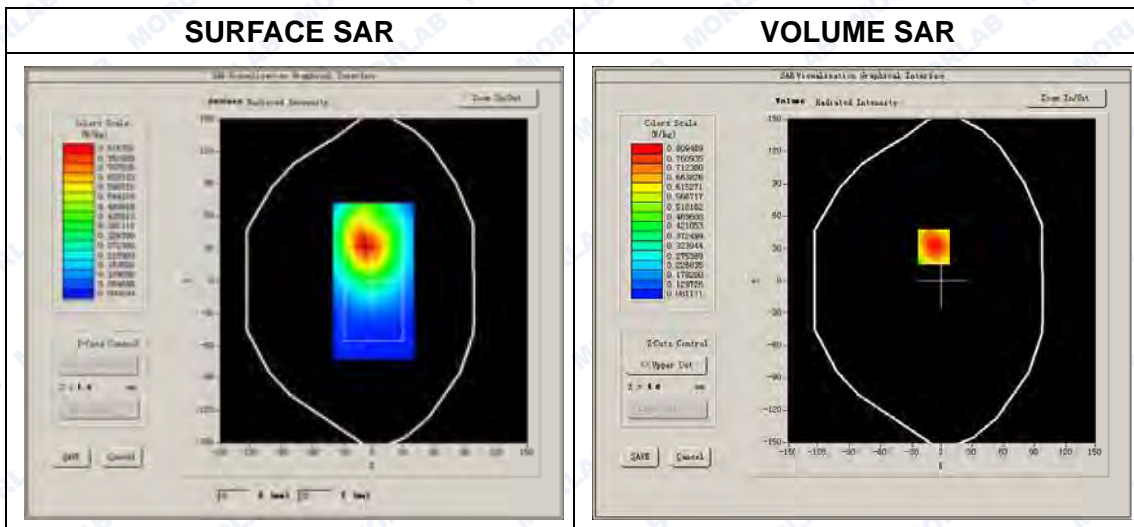
A. Experimental conditions.

Phantom File	surf_sam_plan.txt
Phantom	Validation plane
Device Position	Body
Band	WCDMA850
Channels	Low
Signal	CDMA

B. SAR Measurement Results

Low Band SAR (Channel 4132):

Frequency (MHz)	826.000000
Relative permittivity (real part)	55.693058
Conductivity (S/m)	0.970859
Power drift (%)	0.130000
Ambient Temperature:	22.9°C
Liquid Temperature:	22.1°C
ConvF:	6.99
Crest factor:	1:1

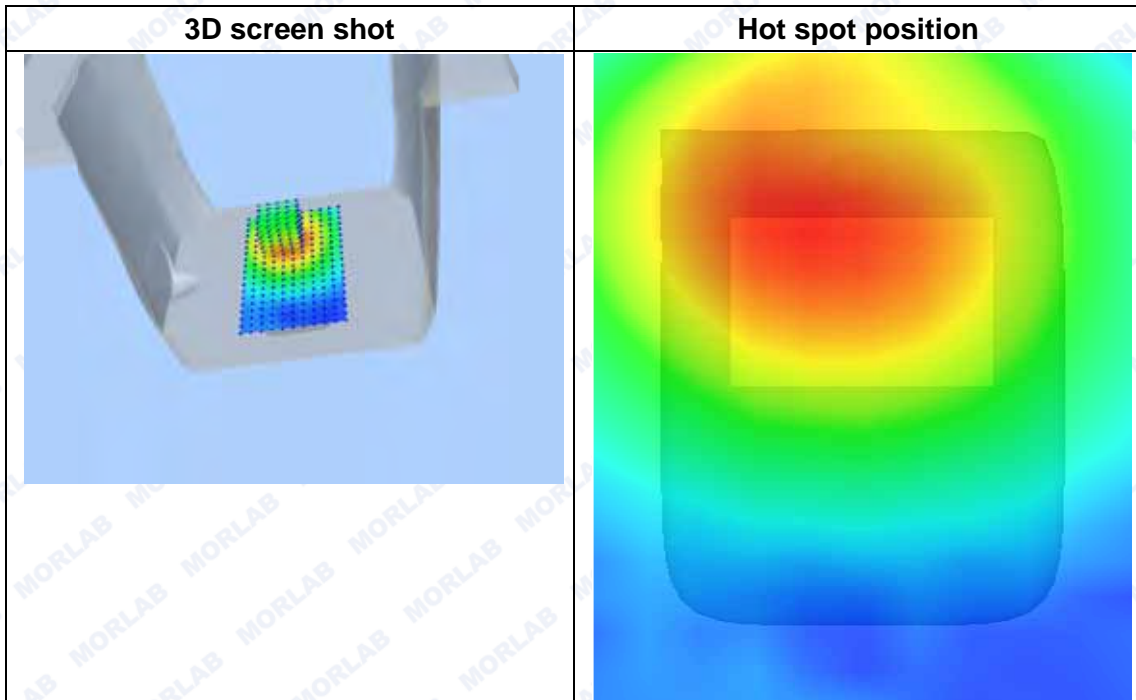
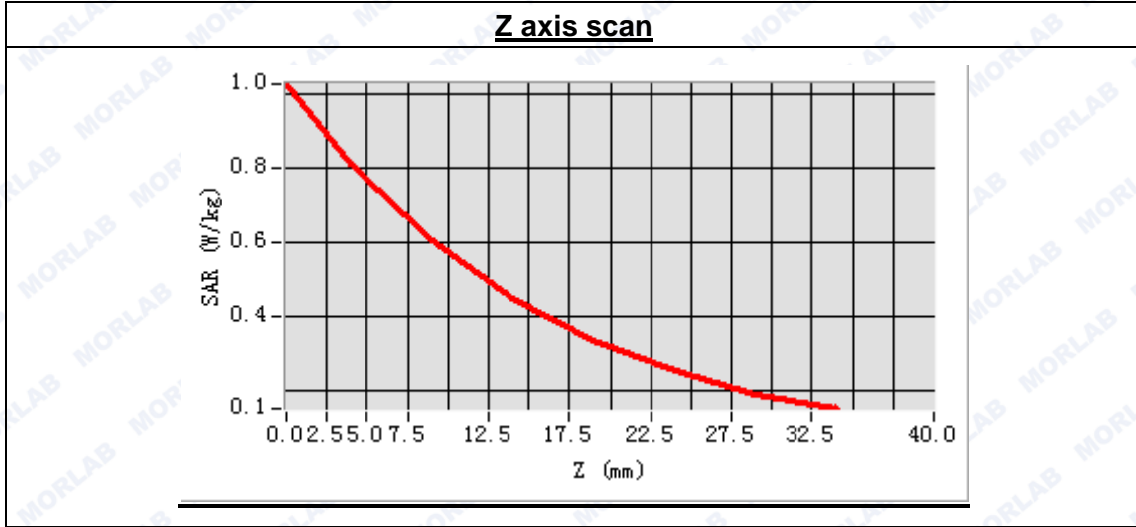




Maximum location: X=-8.00, Y=32.00

SAR Peak: 1.15 W/kg

SAR 10g (W/Kg)	0.605311
SAR 1g (W/Kg)	0.855614





MEASUREMENT 12

Type: Phone measurement (Complete)
 Area scan resolution: dx=8mm,dy=8mm
 Zoom scan resolution: dx=8mm, dy=8mm, dz=5mm
 Date of measurement: 2015.10.17
 Measurement duration: 9 minutes 29 seconds

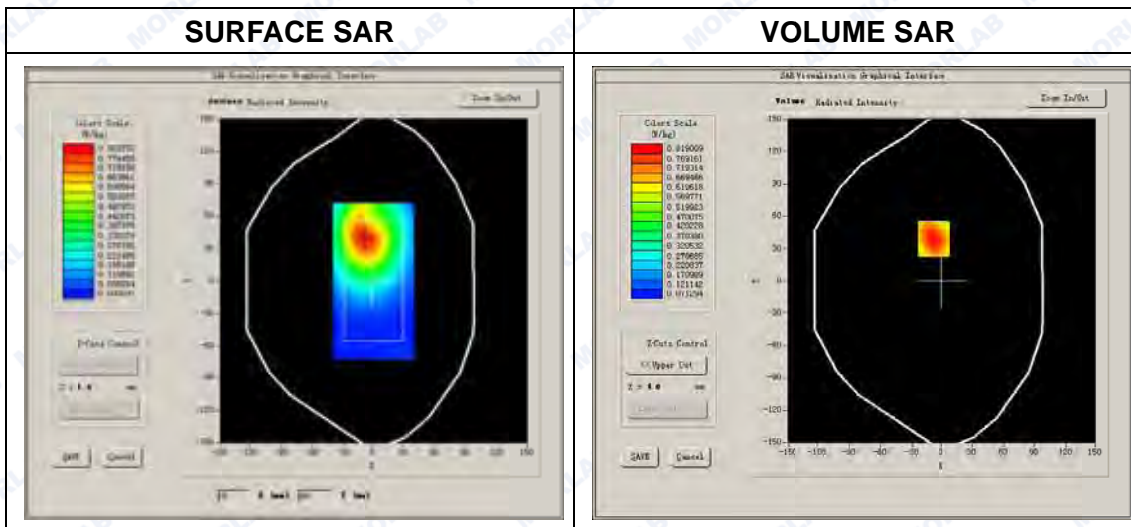
A. Experimental conditions.

Phantom File	surf_sam_plan.txt
Phantom	Validation plane
Device Position	Body
Band	WCDMA850
Channels	Middle
Signal	CDMA

B. SAR Measurement Results

Middle Band SAR (Channel 4183):

Frequency (MHz)	836.000000
Relative permittivity (real part)	55.693058
Conductivity (S/m)	0.970859
Power drift (%)	0.130000
Ambient Temperature:	22.9°C
Liquid Temperature:	22.1°C
ConvF:	6.99
Crest factor:	1:1

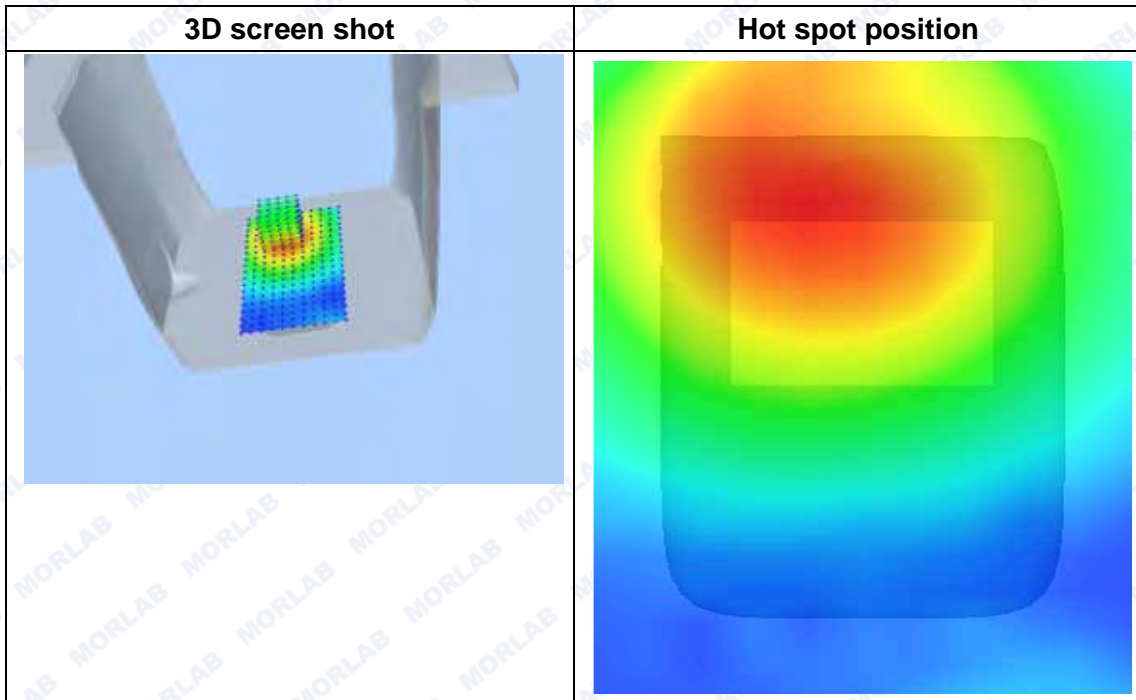
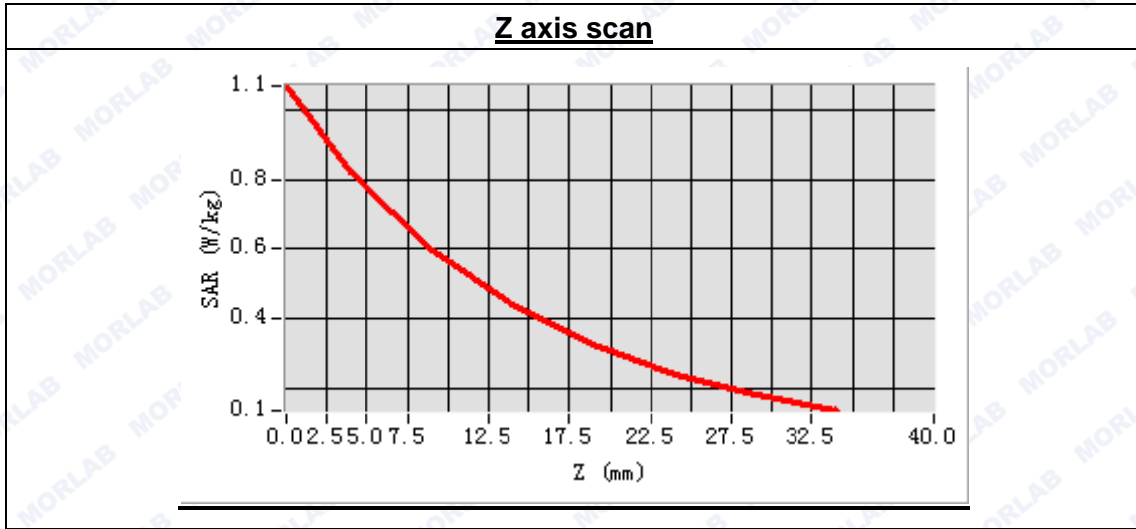




Maximum location: X=-8.00, Y=39.00

SAR Peak: 1.16 W/kg

SAR 10g (W/Kg)	0.600003
SAR 1g (W/Kg)	0.854796





MEASUREMENT 13

Type: Phone measurement (Complete)
 Area scan resolution: dx=8mm,dy=8mm
 Zoom scan resolution: dx=8mm, dy=8mm, dz=5mm
 Date of measurement: 2015.10.16
 Measurement duration: 9 minutes 28 seconds

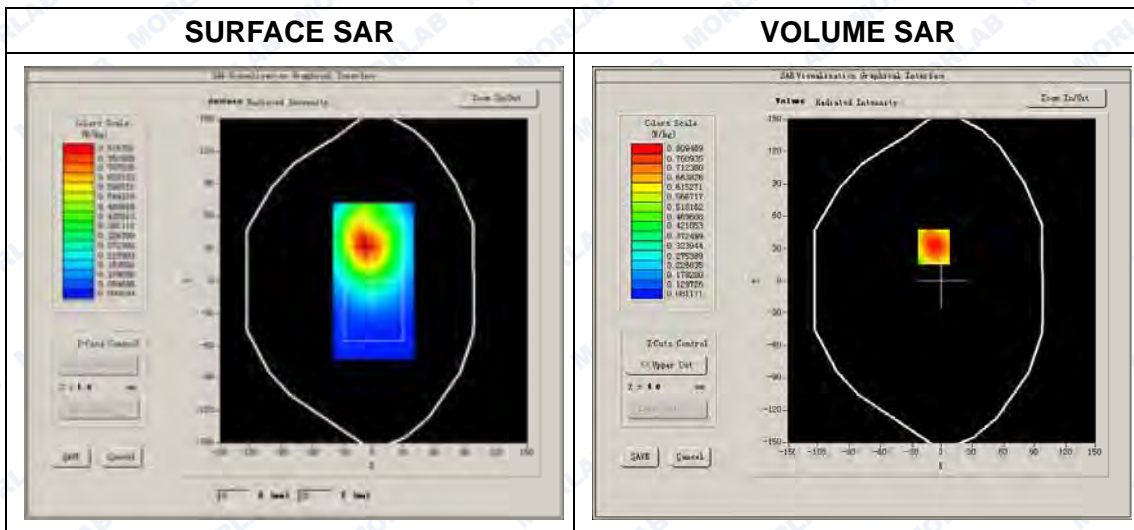
A. Experimental conditions.

Phantom File	surf_sam_plan.txt
Phantom	Validation plane
Device Position	Body
Band	WCDMA850
Channels	High
Signal	CDMA

B. SAR Measurement Results

High Band SAR (Channel 4233):

Frequency (MHz)	848.000000
Relative permittivity (real part)	55.693058
Conductivity (S/m)	0.970859
Power drift (%)	0.130000
Ambient Temperature:	22.9°C
Liquid Temperature:	22.1°C
ConvF:	6.99
Crest factor:	1:1

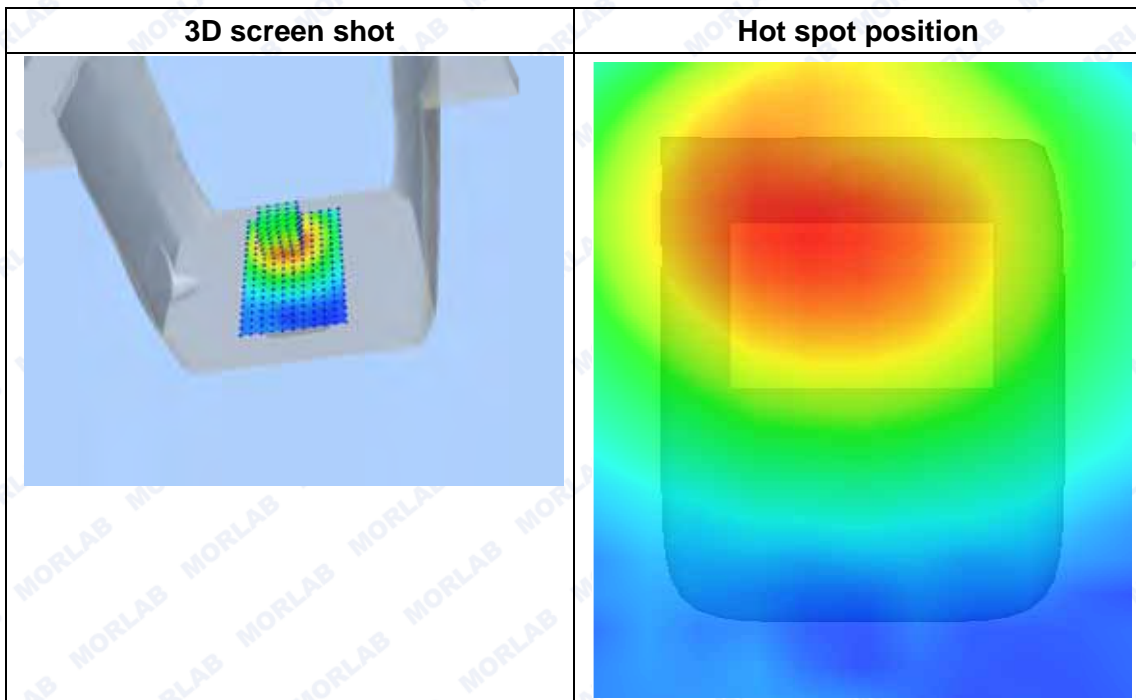
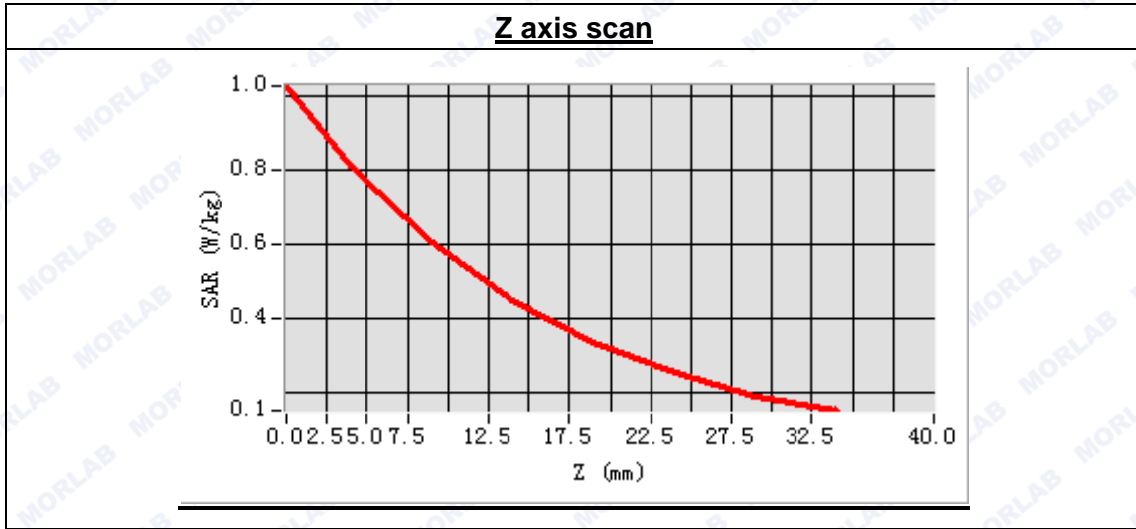




Maximum location: X=-8.00, Y=32.00

SAR Peak: 1.15 W/kg

SAR 10g (W/Kg)	0.605311
SAR 1g (W/Kg)	0.850614





MEASUREMENT 14

Type: Phone measurement (Complete)
 Area scan resolution: dx=8mm,dy=8mm
 Zoom scan resolution: dx=8mm, dy=8mm, dz=5mm
 Date of measurement: 2015.10.16
 Measurement duration: 9 minutes 28 seconds

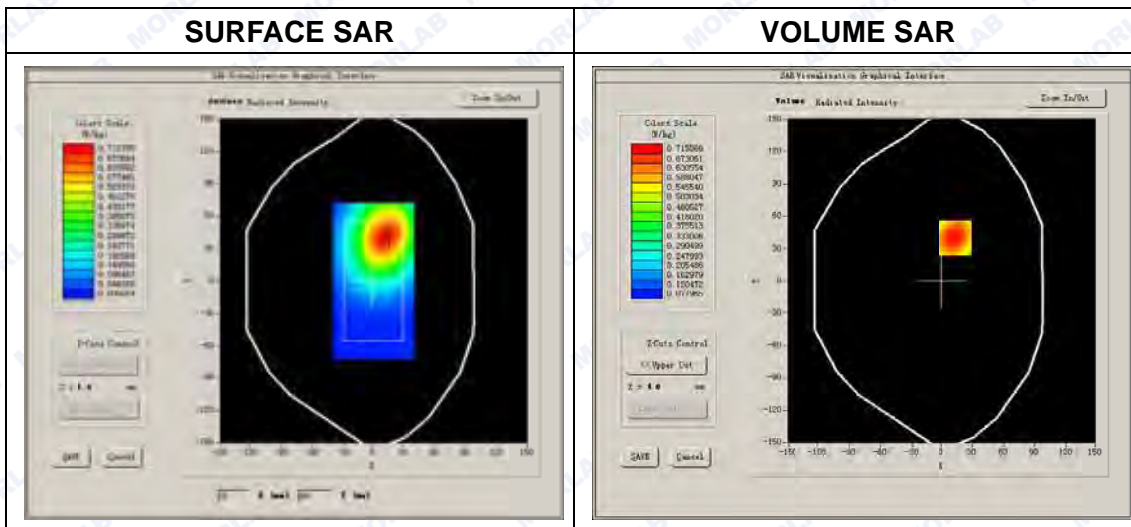
A. Experimental conditions.

Phantom File	surf_sam_plan.txt
Phantom	Validation plane
Device Position	Body
Band	WCDMA850
Channels	Low
Signal	CDMA

B. SAR Measurement Results

Low Band SAR (Channel 4132):

Frequency (MHz)	826.000000
Relative permittivity (real part)	55.693058
Conductivity (S/m)	0.970859
Power drift (%)	0.130000
Ambient Temperature:	22.9°C
Liquid Temperature:	22.1°C
ConvF:	6.99
Crest factor:	1:1

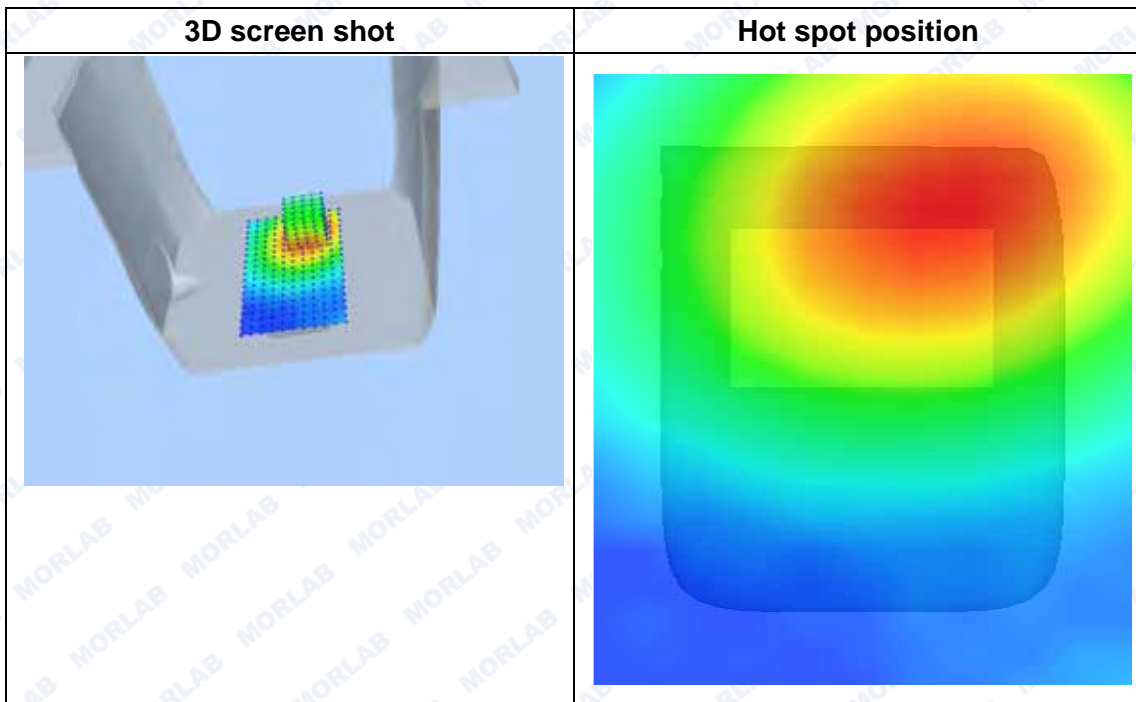
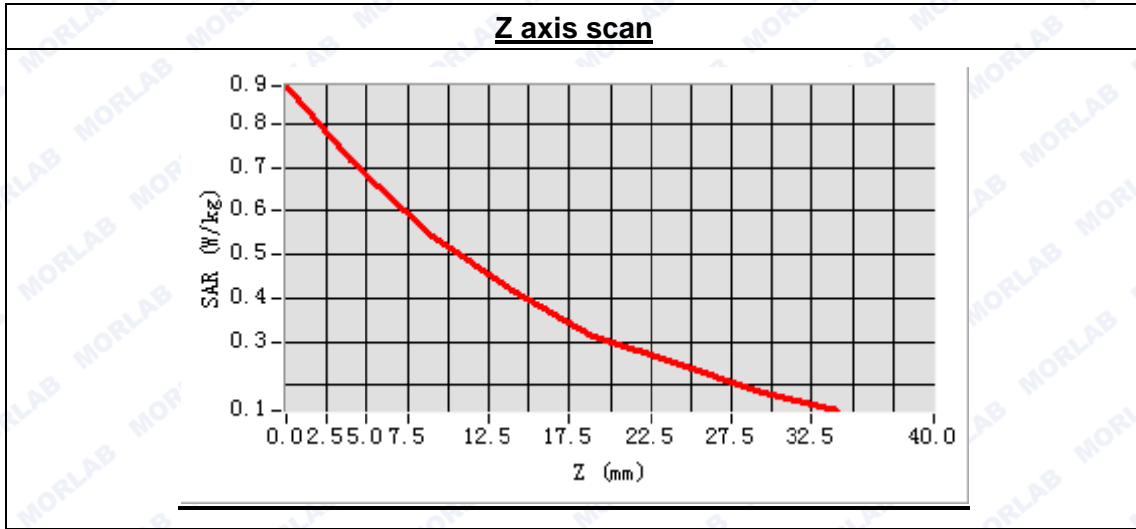




Maximum location: X=13.00, Y=40.00

SAR Peak: 0.98 W/kg

SAR 10g (W/Kg)	0.538445
SAR 1g (W/Kg)	0.745057





MEASUREMENT 15

Type: Phone measurement (Complete)
Area scan resolution: dx=8mm,dy=8mm
Zoom scan resolution: dx=8mm, dy=8mm, dz=5mm
Date of measurement: 2015.10.16
Measurement duration: 9 minutes 28 seconds

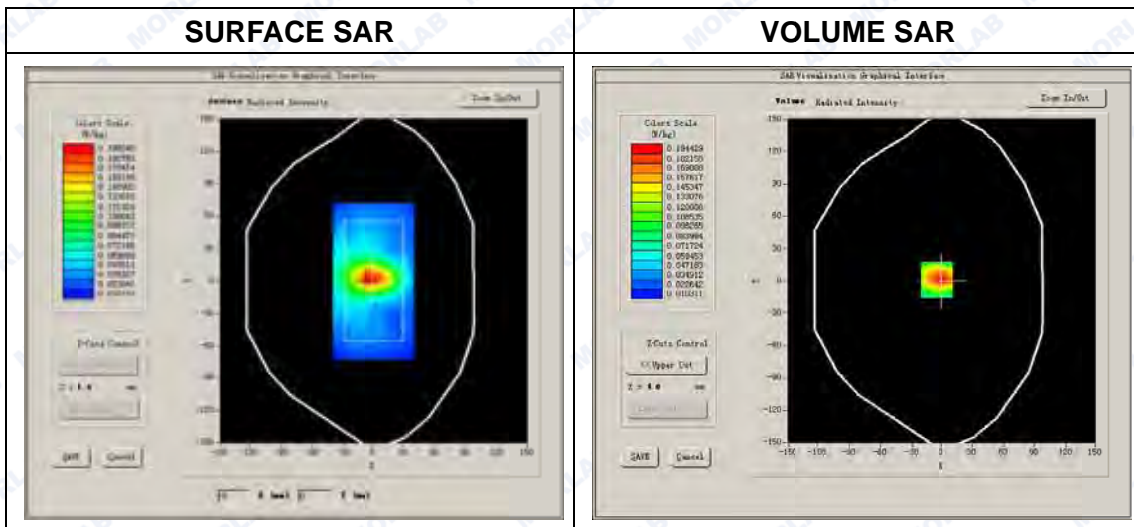
A. Experimental conditions.

Phantom File	surf_sam_plan.txt
Phantom	Validation plane
Device Position	Body
Band	WCDMA850
Channels	Low
Signal	CDMA

B. SAR Measurement Results

Low Band SAR (Channel 4132):

Frequency (MHz)	826.000000
Relative permittivity (real part)	55.693058
Conductivity (S/m)	0.970859
Power drift (%)	0.130000
Ambient Temperature:	22.9°C
Liquid Temperature:	22.1°C
ConvF:	6.99
Crest factor:	1:1

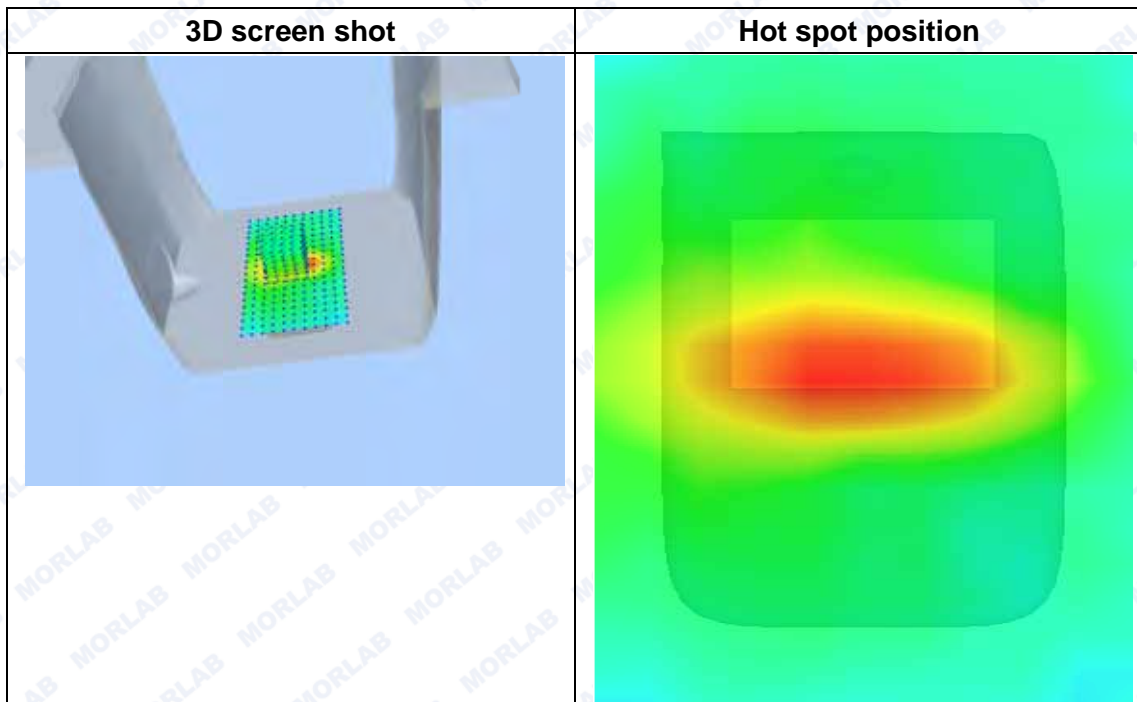
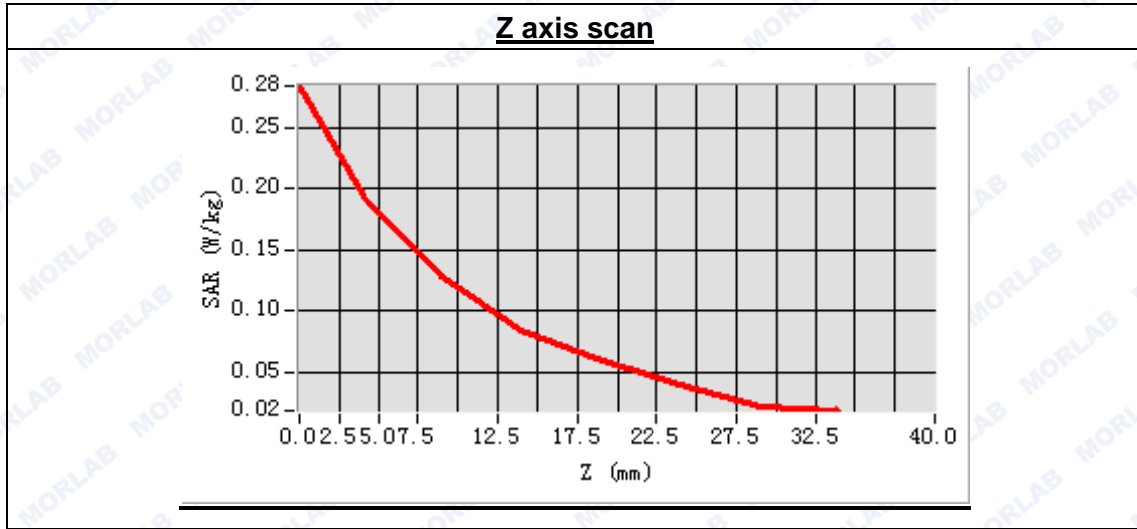




Maximum location: X=-5.00, Y=1.00

SAR Peak: 0.31 W/kg

SAR 10g (W/Kg)	0.121029
SAR 1g (W/Kg)	0.201834





MEASUREMENT 16

Type: Phone measurement (Complete)
 Area scan resolution: dx=8mm,dy=8mm
 Zoom scan resolution: dx=8mm, dy=8mm, dz=5mm
 Date of measurement: 2015.10.16
 Measurement duration: 9 minutes 28 seconds

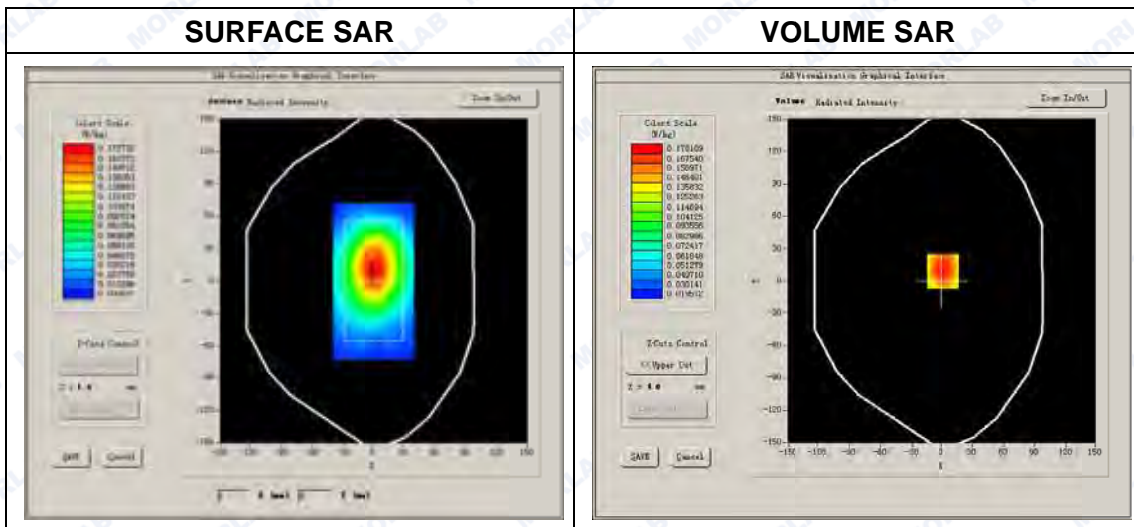
A. Experimental conditions.

Phantom File	surf_sam_plan.txt
Phantom	Validation plane
Device Position	Body
Band	WCDMA850
Channels	Low
Signal	CDMA

B. SAR Measurement Results

Low Band SAR (Channel 4132):

Frequency (MHz)	826.000000
Relative permittivity (real part)	55.693058
Conductivity (S/m)	0.970859
Power drift (%)	0.130000
Ambient Temperature:	22.9°C
Liquid Temperature:	22.1°C
ConvF:	6.99
Crest factor:	1:1

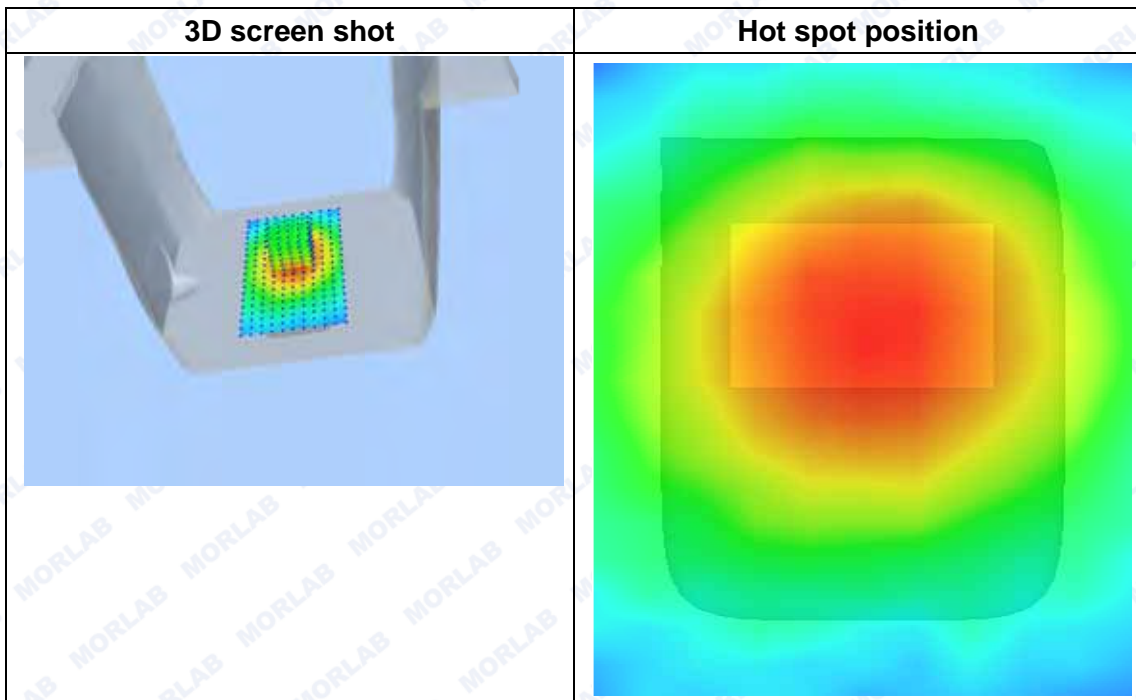
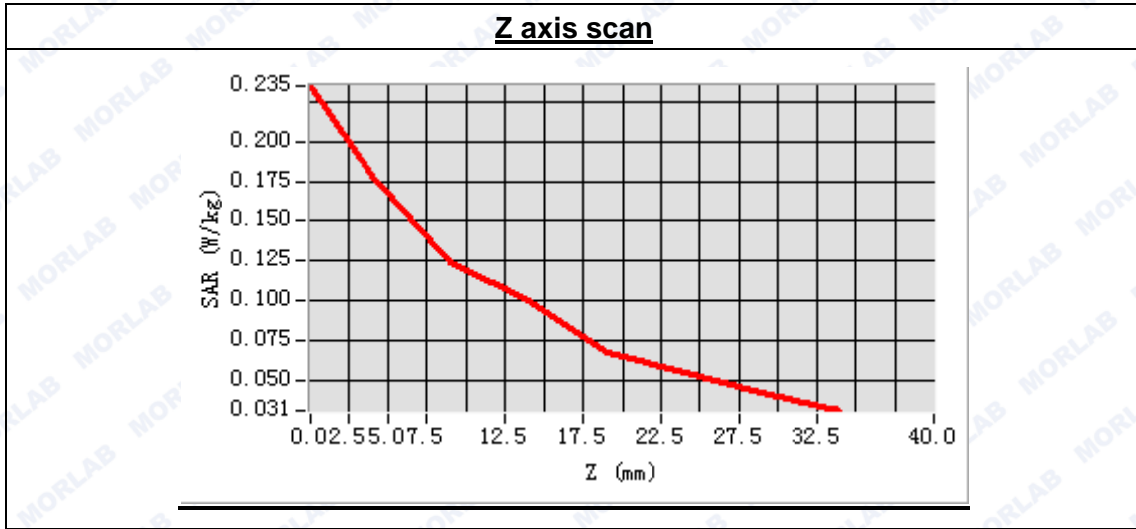




Maximum location: X=1.00, Y=9.00

SAR Peak: 0.25 W/kg

SAR 10g (W/Kg)	0.127268
SAR 1g (W/Kg)	0.183642



MEASUREMENT 17

Type: Phone measurement (Complete)
 Area scan resolution: dx=8mm,dy=8mm
 Zoom scan resolution: dx=8mm, dy=8mm, dz=5mm
 Date of measurement: 2015.10.16
 Measurement duration: 9 minutes 28 seconds

A. Experimental conditions.

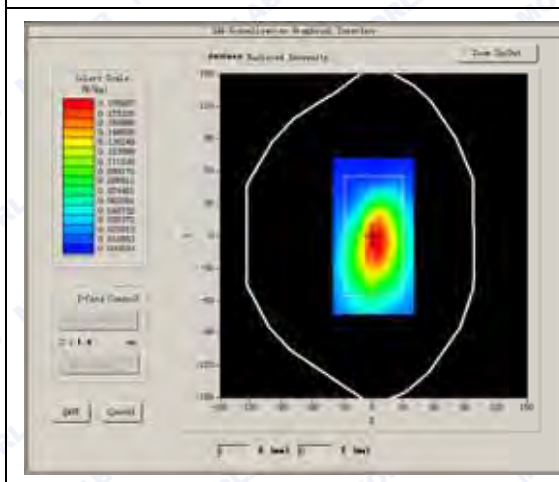
Phantom File	surf_sam_plan.txt
Phantom	Validation plane
Device Position	Body
Band	WCDMA850
Channels	Low
Signal	CDMA

B. SAR Measurement Results

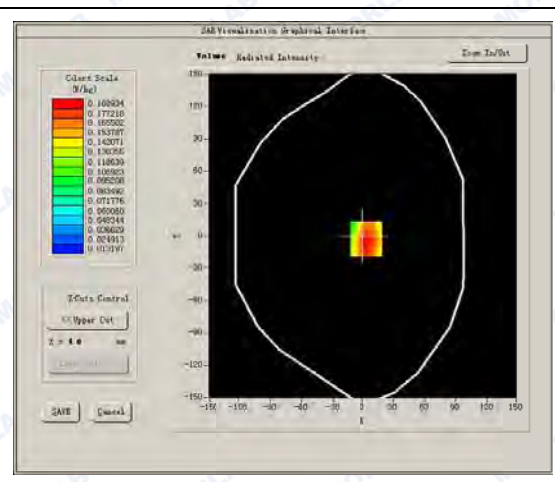
Low Band SAR (Channel 4132):

Frequency (MHz)	826.000000
Relative permittivity (real part)	55.693058
Conductivity (S/m)	0.970859
Power drift (%)	0.130000
Ambient Temperature:	22.9°C
Liquid Temperature:	22.1°C
ConvF:	6.99
Crest factor:	1:1

SURFACE SAR



VOLUME SAR

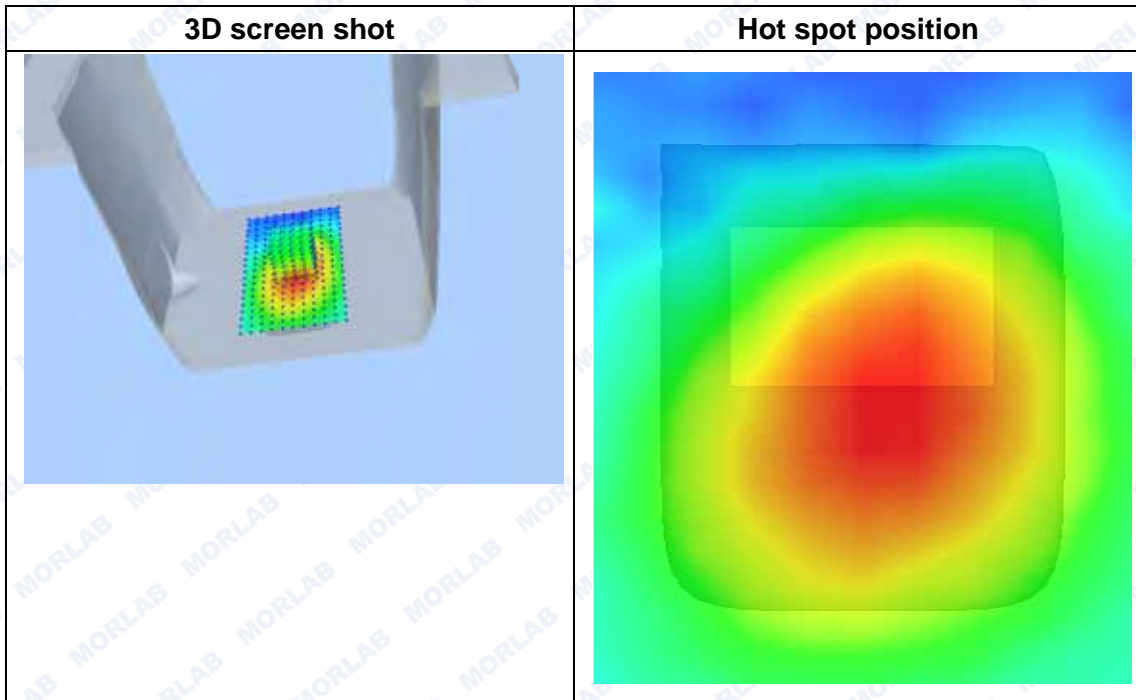
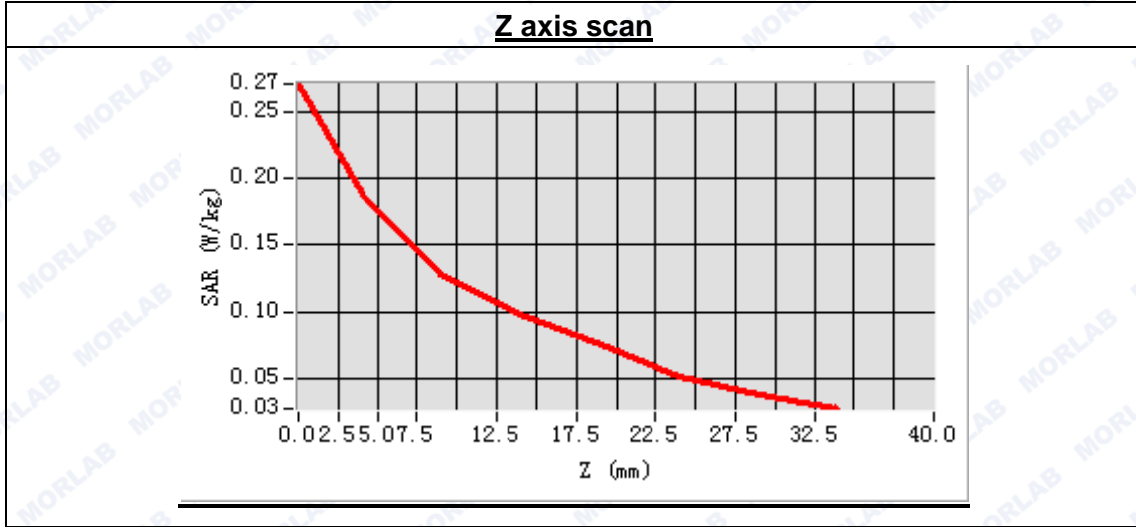




Maximum location: X=3.00, Y=-3.00

SAR Peak: 0.29 W/kg

SAR 10g (W/Kg)	0.134054
SAR 1g (W/Kg)	0.200629



MEASUREMENT 18

Type: Phone measurement (Complete)

Area scan resolution: dx=8mm,dy=8mm

Zoom scan resolution: dx=8mm, dy=8mm, dz=5mm

Date of measurement: 2015.10.16

Measurement duration: 9 minutes 28 seconds

A. Experimental conditions.

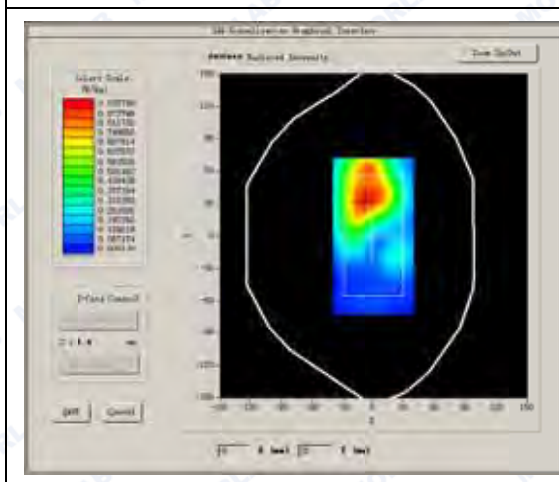
Phantom File	surf_sam_plan.txt
Phantom	Validation plane
Device Position	Body
Band	WCDMA1900
Channels	Low
Signal	CDMA

B. SAR Measurement Results

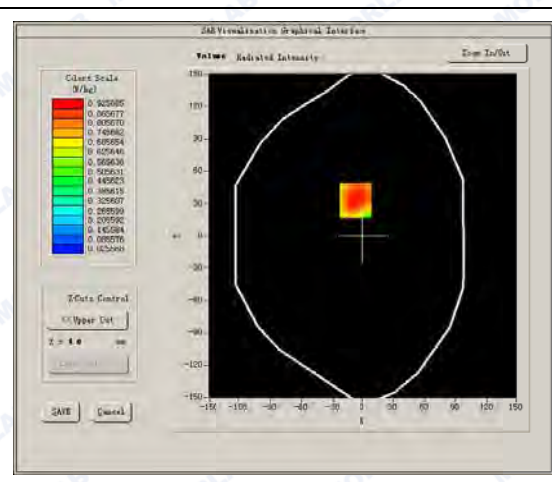
Low Band SAR (Channel 9262):

Frequency (MHz)	1852.000000
Relative permittivity (real part)	55.693058
Conductivity (S/m)	0.970859
Power drift (%)	0.130000
Ambient Temperature:	22.9°C
Liquid Temperature:	22.1°C
ConvF:	6.99
Crest factor:	1:1

SURFACE SAR



VOLUME SAR

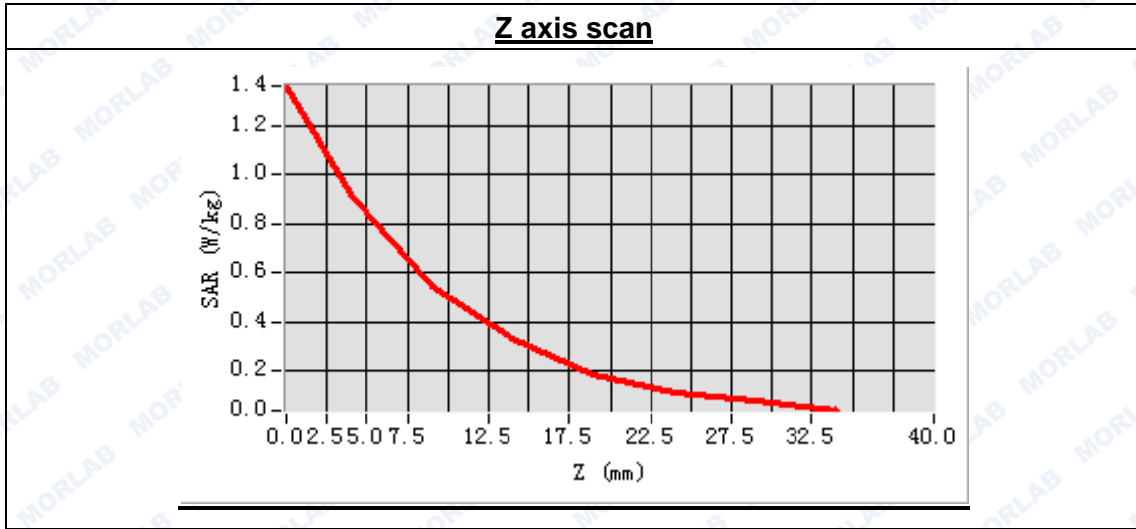




Maximum location: X=-7.00, Y=33.00

SAR Peak: 1.52 W/kg

SAR 10g (W/Kg)	0.460735
SAR 1g (W/Kg)	0.927222



3D screen shot	Hot spot position



MEASUREMENT 19

Type: Phone measurement (Complete)
 Area scan resolution: dx=8mm,dy=8mm
 Zoom scan resolution: dx=8mm, dy=8mm, dz=5mm
 Date of measurement: 2015.10.16
 Measurement duration: 9 minutes 28 seconds

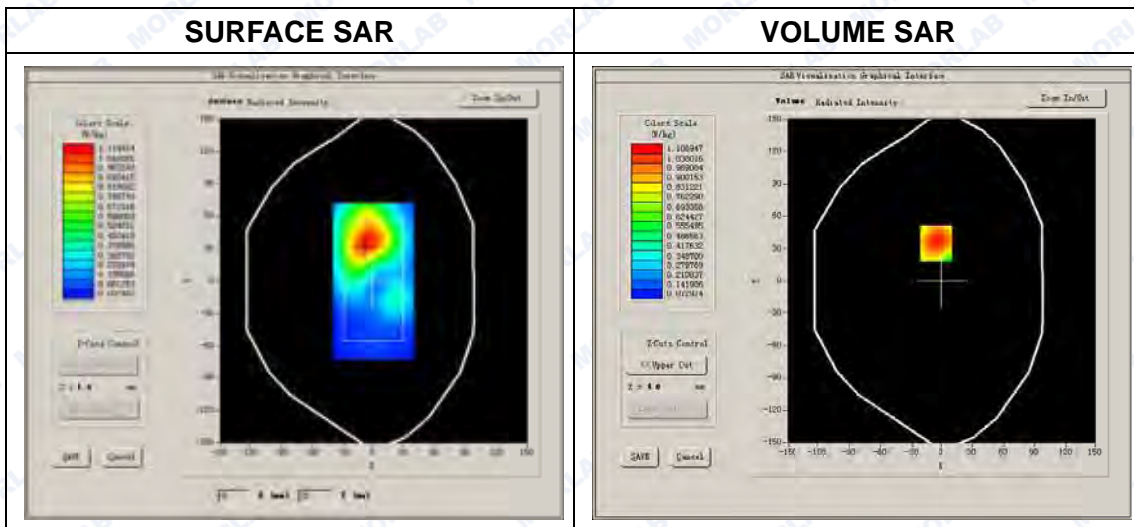
A. Experimental conditions.

Phantom File	surf_sam_plan.txt
Phantom	Validation plane
Device Position	Body
Band	WCDMA1900
Channels	Middle
Signal	CDMA

B. SAR Measurement Results

Middle Band SAR (Channel 9400):

Frequency (MHz)	1880.000000
Relative permittivity (real part)	55.693058
Conductivity (S/m)	0.970859
Power drift (%)	0.130000
Ambient Temperature:	22.9°C
Liquid Temperature:	22.1°C
ConvF:	6.99
Crest factor:	1:1

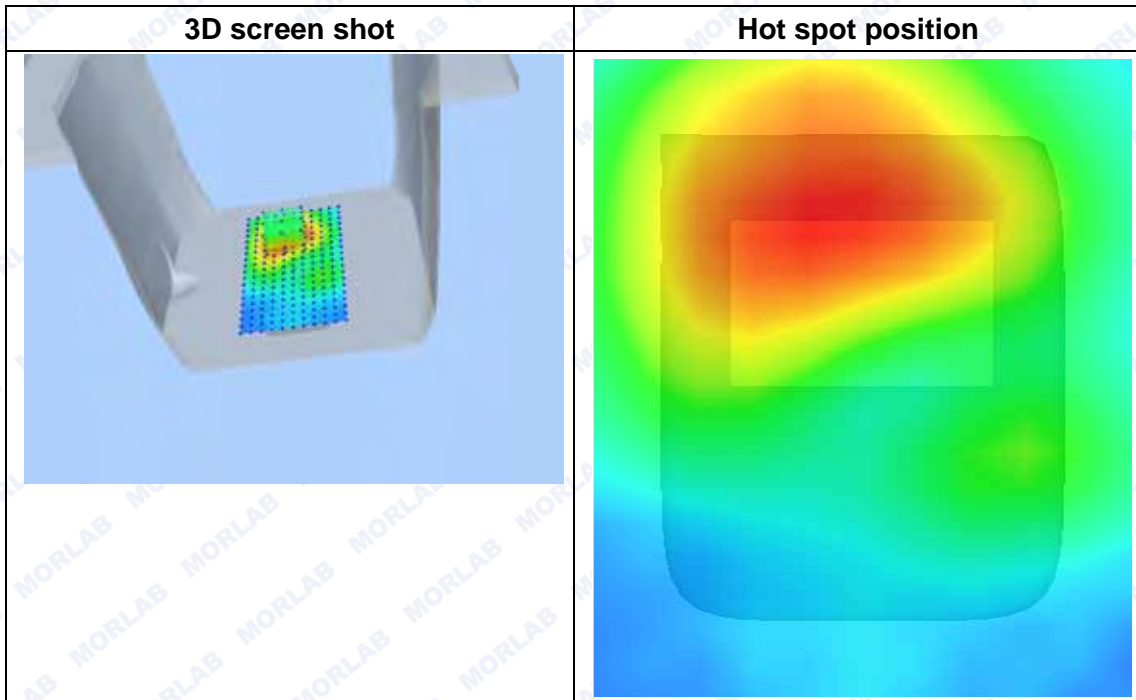
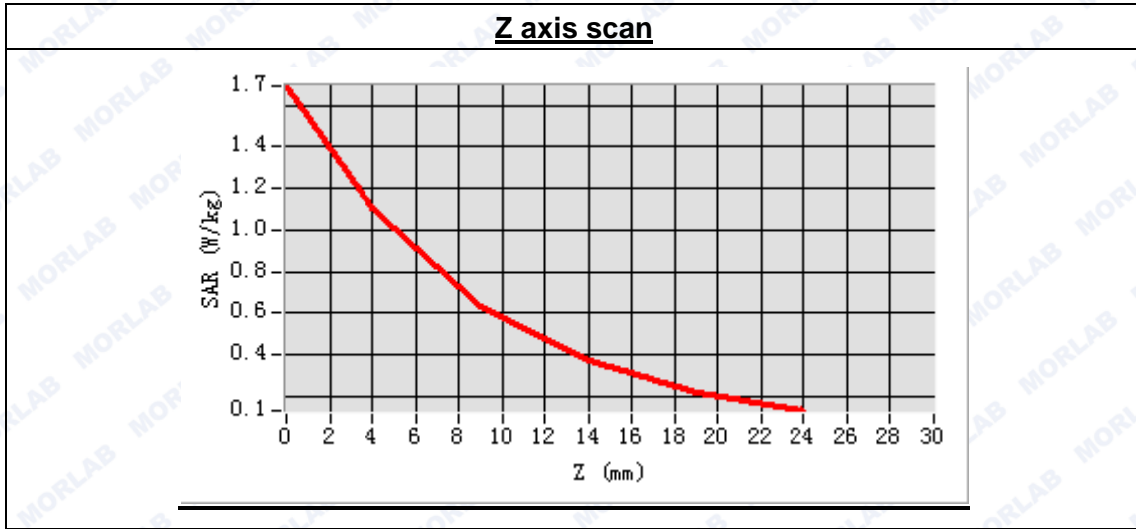




Maximum location: X=-6.00, Y=35.00

SAR Peak: 1.85 W/kg

SAR 10g (W/Kg)	0.673418
SAR 1g (W/Kg)	1.148352





MEASUREMENT 20

Type: Phone measurement (Complete)
 Area scan resolution: dx=8mm,dy=8mm
 Zoom scan resolution: dx=8mm, dy=8mm, dz=5mm
 Date of measurement: 2015.10.16
 Measurement duration: 9 minutes 28 seconds

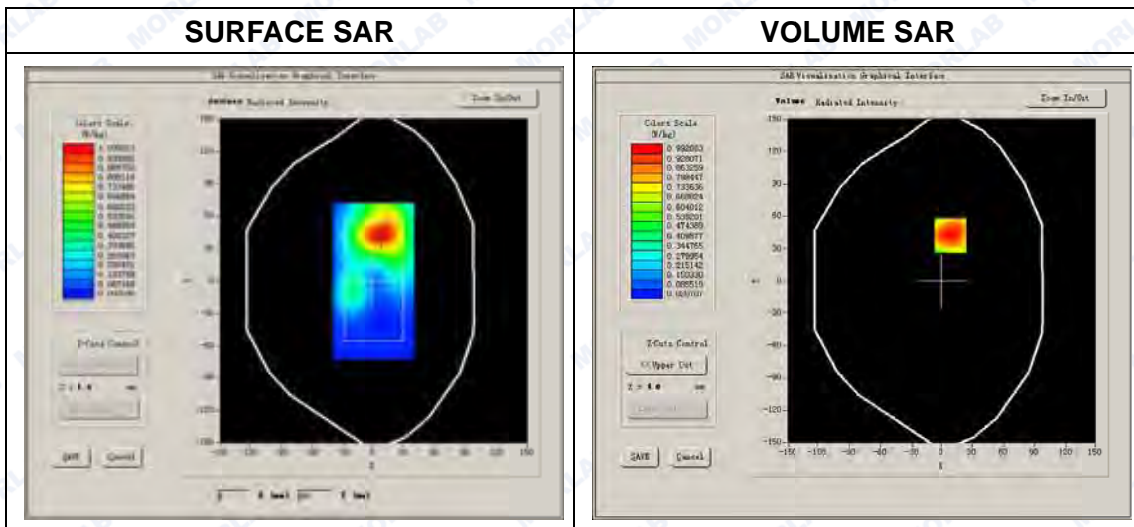
A. Experimental conditions.

Phantom File	surf_sam_plan.txt
Phantom	Validation plane
Device Position	Body
Band	WCDMA1900
Channels	High
Signal	CDMA

B. SAR Measurement Results

High Band SAR (Channel 9538):

Frequency (MHz)	1907.000000
Relative permittivity (real part)	55.693058
Conductivity (S/m)	0.970859
Power drift (%)	0.130000
Ambient Temperature:	22.9°C
Liquid Temperature:	22.1°C
ConvF:	6.99
Crest factor:	1:1

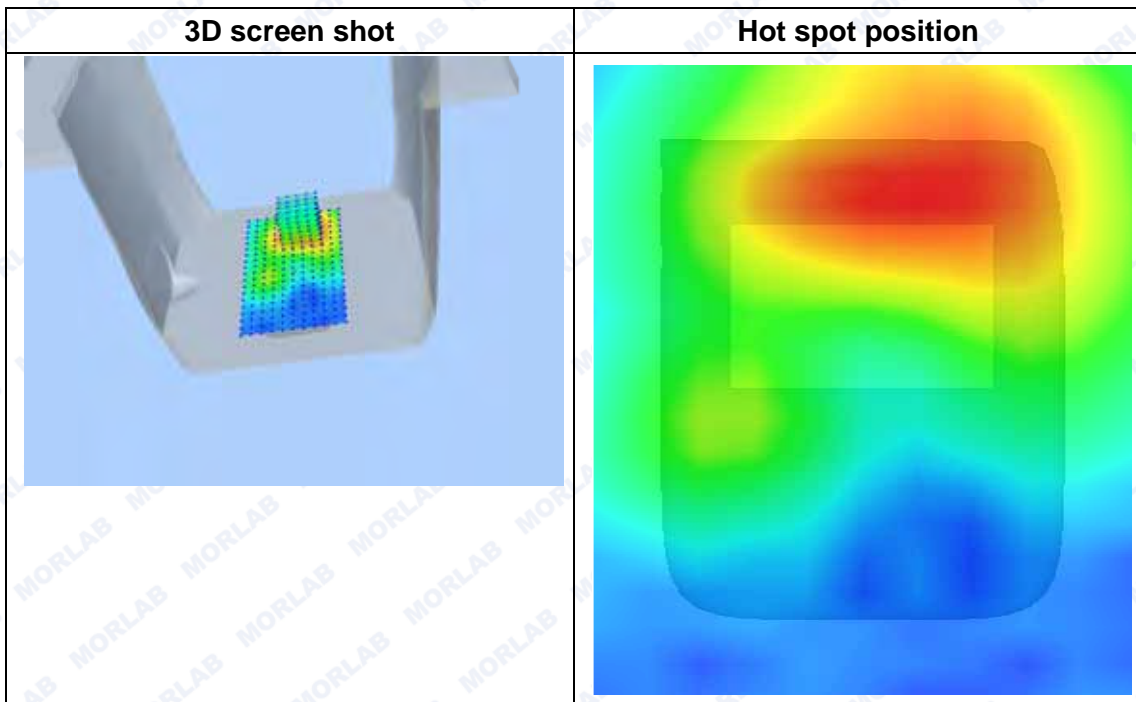
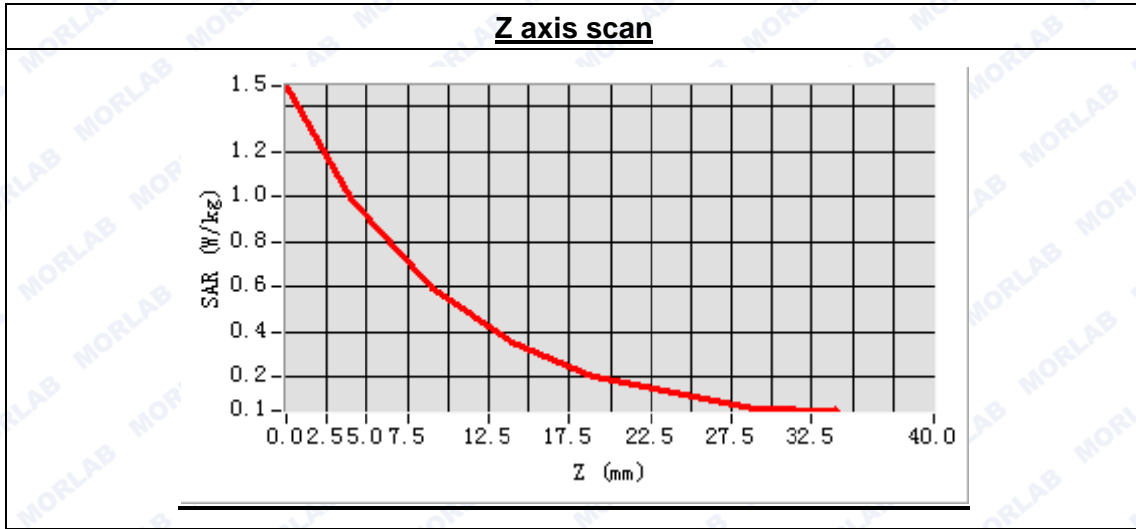




Maximum location: X=8.00, Y=42.00

SAR Peak: 1.66 W/kg

SAR 10g (W/Kg)	0.504001
SAR 1g (W/Kg)	1.013262





MEASUREMENT 21

Type: Phone measurement (Complete)
 Area scan resolution: dx=8mm,dy=8mm
 Zoom scan resolution: dx=8mm, dy=8mm, dz=5mm
 Date of measurement: 2015.10.16
 Measurement duration: 9 minutes 28 seconds

A. Experimental conditions.

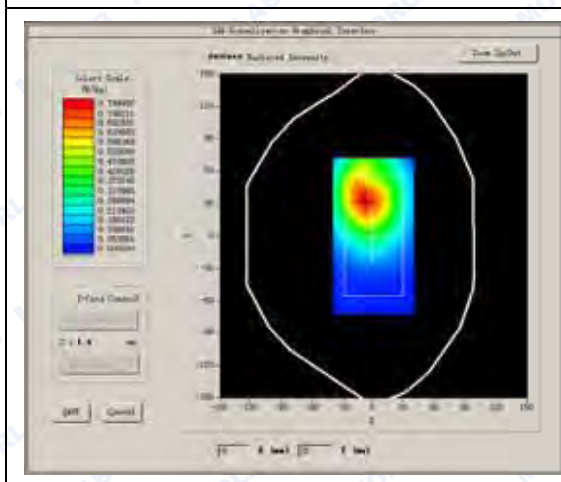
Phantom File	surf_sam_plan.txt
Phantom	Validation plane
Device Position	Body
Band	WCDMA1900
Channels	Low
Signal	CDMA

B. SAR Measurement Results

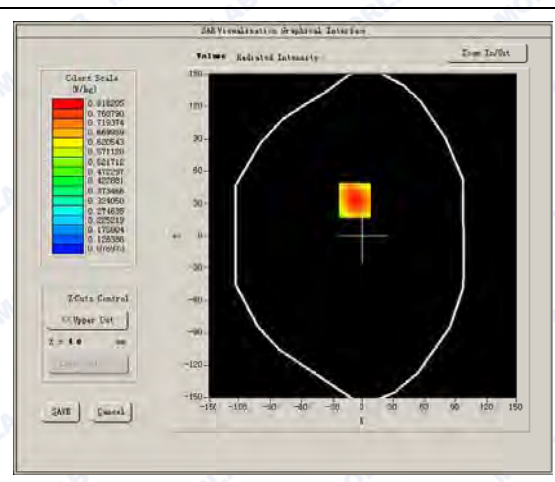
Low Band SAR (Channel 9262):

Frequency (MHz)	1852.000000
Relative permittivity (real part)	55.693058
Conductivity (S/m)	0.970859
Power drift (%)	0.130000
Ambient Temperature:	22.9°C
Liquid Temperature:	22.1°C
ConvF:	6.99
Crest factor:	1:1

SURFACE SAR



VOLUME SAR



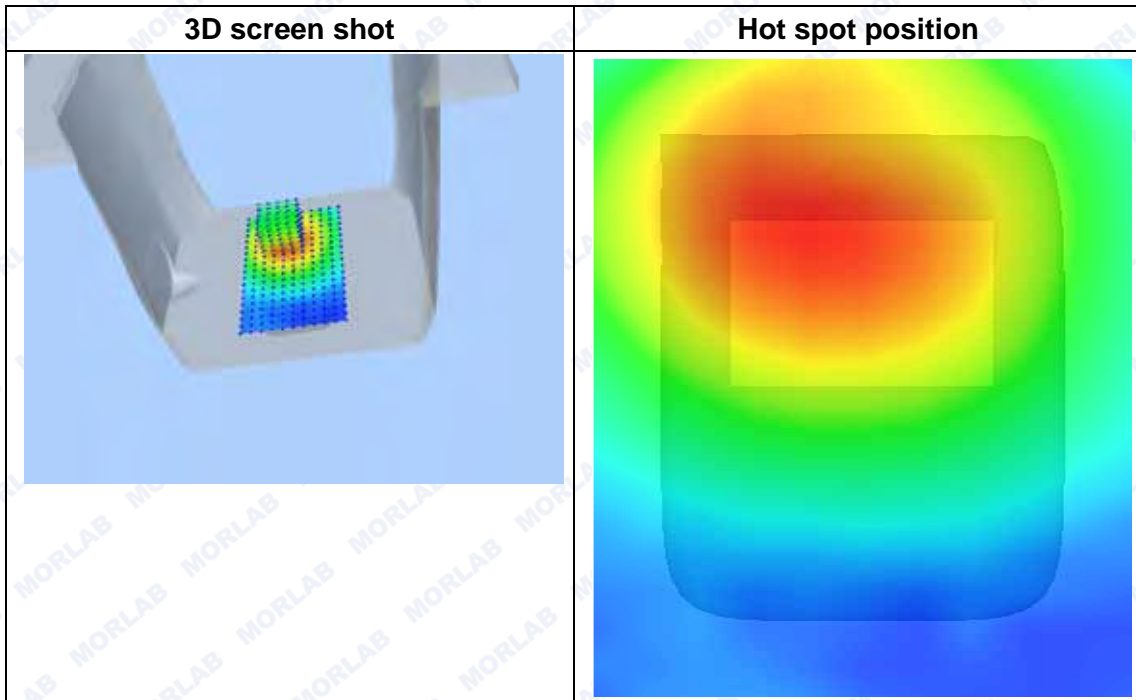
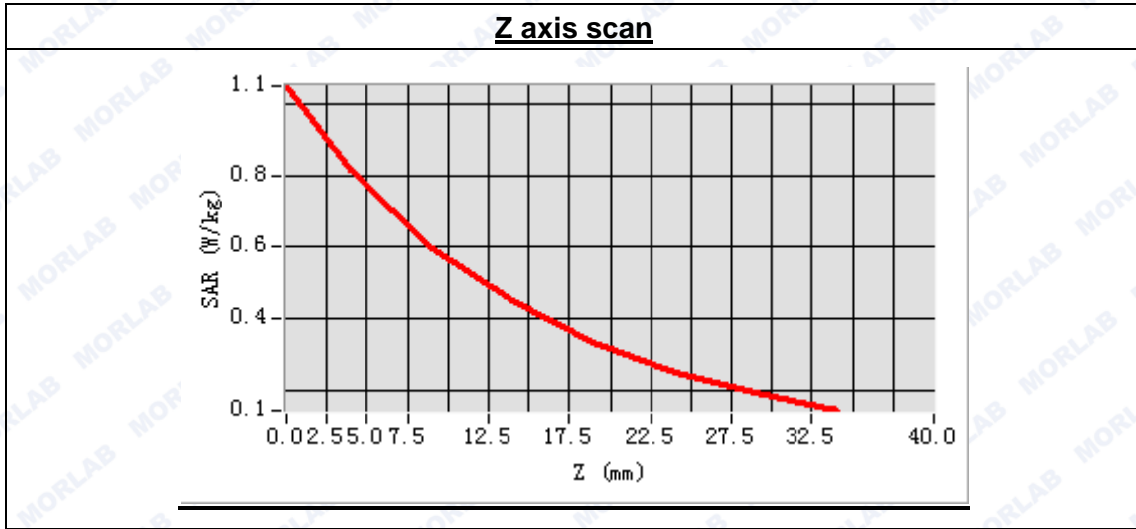


REPORT No. : SZ15100009S01

Maximum location: X=-8.00, Y=33.00

SAR Peak: 1.14 W/kg

SAR 10g (W/Kg)	0.401822
SAR 1g (W/Kg)	0.843519



MEASUREMENT 22

Type: Phone measurement (Complete)
 Area scan resolution: dx=8mm,dy=8mm
 Zoom scan resolution: dx=8mm, dy=8mm, dz=5mm
 Date of measurement: 2015.10.16
 Measurement duration: 9 minutes 28 seconds

A. Experimental conditions.

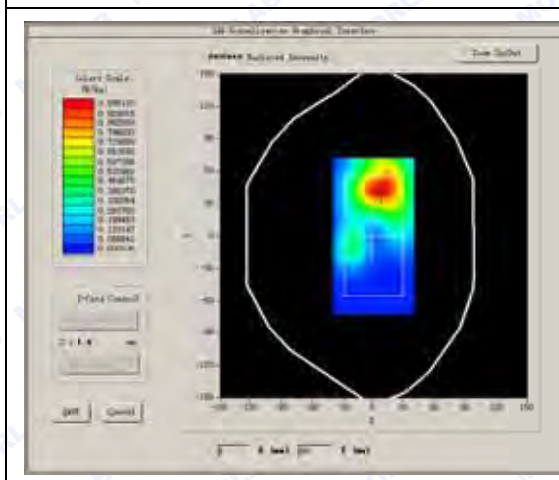
Phantom File	surf_sam_plan.txt
Phantom	Validation plane
Device Position	Body
Band	WCDMA1900
Channels	Middle
Signal	CDMA

B. SAR Measurement Results

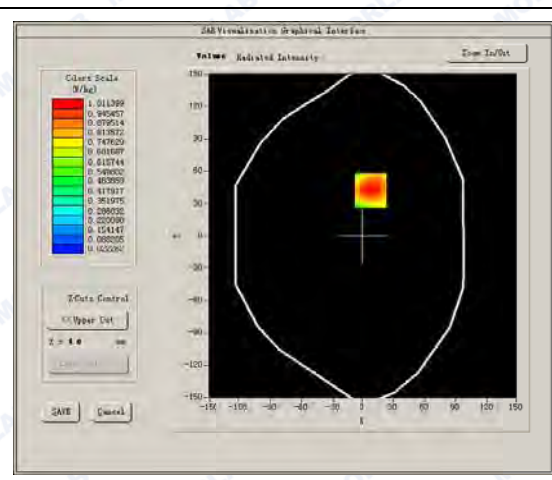
Middle Band SAR (Channel 9400):

Frequency (MHz)	1880.000000
Relative permittivity (real part)	55.693058
Conductivity (S/m)	0.970859
Power drift (%)	0.130000
Ambient Temperature:	22.9°C
Liquid Temperature:	22.1°C
ConvF:	6.99
Crest factor:	1:1

SURFACE SAR



VOLUME SAR

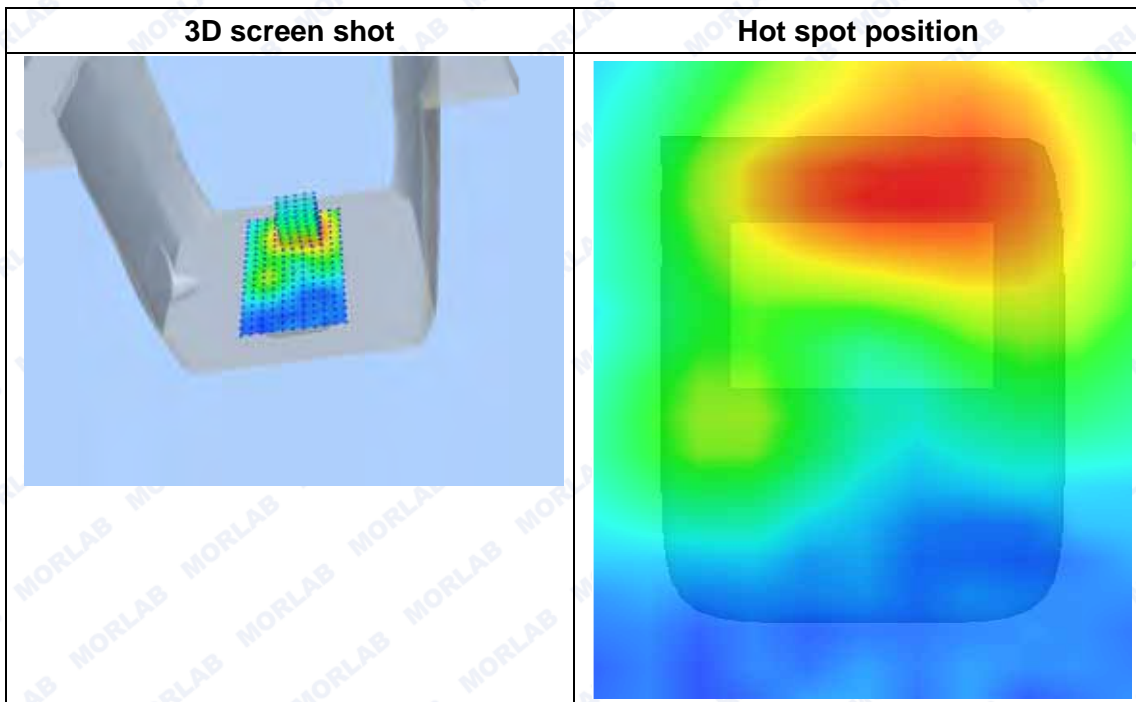
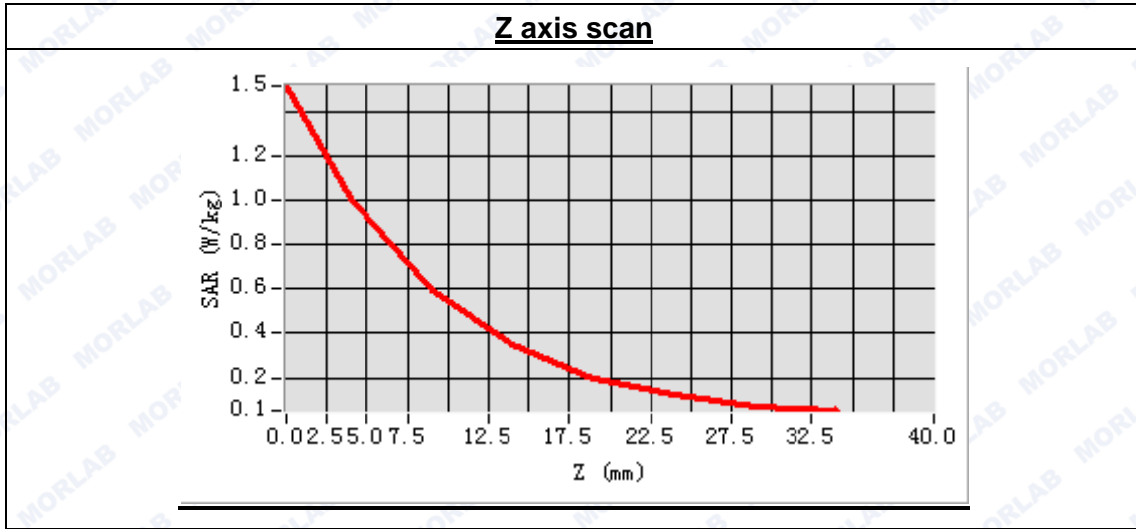




Maximum location: X=7.00, Y=42.00

SAR Peak: 1.68 W/kg

SAR 10g (W/Kg)	0.608388
SAR 1g (W/Kg)	1.053283





MEASUREMENT 23

Type: Phone measurement (Complete)
 Area scan resolution: dx=8mm,dy=8mm
 Zoom scan resolution: dx=8mm, dy=8mm, dz=5mm
 Date of measurement: 2015.10.16
 Measurement duration: 9 minutes 28 seconds

A. Experimental conditions.

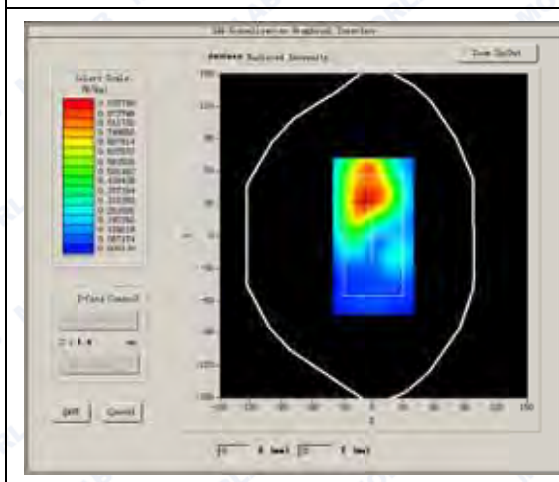
Phantom File	surf_sam_plan.txt
Phantom	Validation plane
Device Position	Body
Band	WCDMA1900
Channels	High
Signal	CDMA

B. SAR Measurement Results

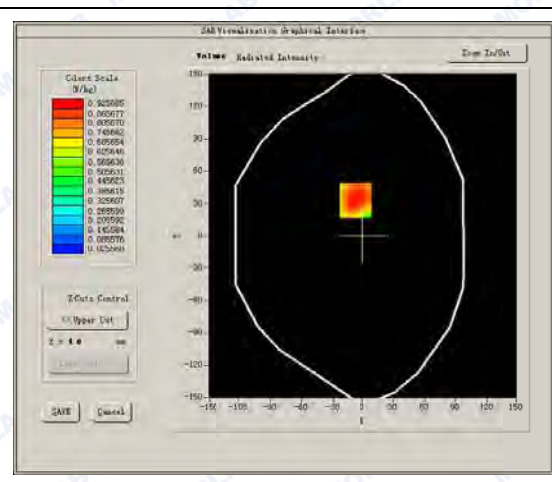
High Band SAR (Channel 9538):

Frequency (MHz)	1907.000000
Relative permittivity (real part)	55.693058
Conductivity (S/m)	0.970859
Power drift (%)	0.130000
Ambient Temperature:	22.9°C
Liquid Temperature:	22.1°C
ConvF:	6.99
Crest factor:	1:1

SURFACE SAR



VOLUME SAR

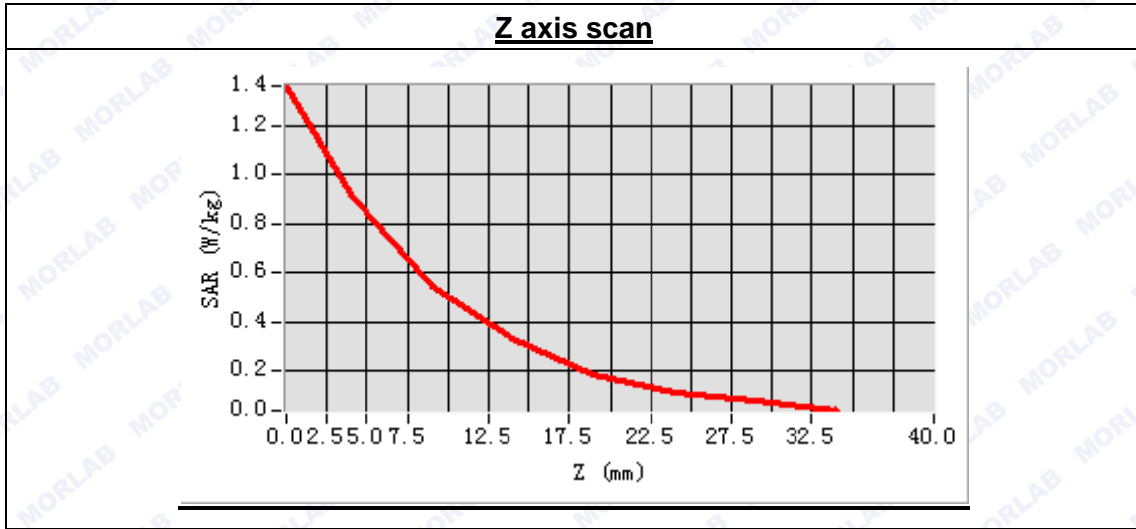




Maximum location: X=-7.00, Y=33.00

SAR Peak: 1.52 W/kg

SAR 10g (W/Kg)	0.570826
SAR 1g (W/Kg)	0.968229



3D screen shot	Hot spot position



MEASUREMENT 24

Type: Phone measurement (Complete)
 Area scan resolution: dx=8mm,dy=8mm
 Zoom scan resolution: dx=8mm, dy=8mm, dz=5mm
 Date of measurement: 2015.10.16
 Measurement duration: 9 minutes 28 seconds

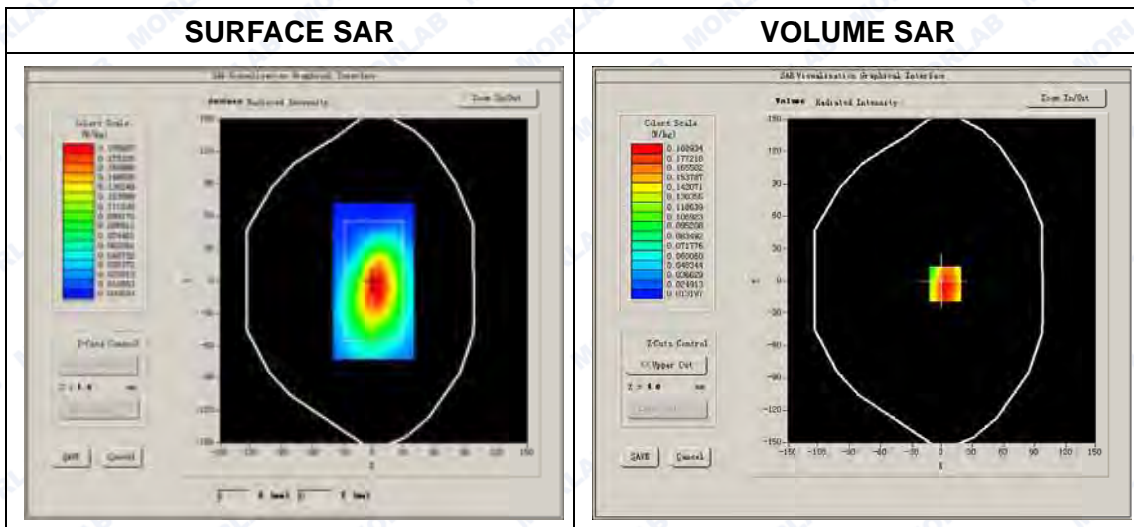
A. Experimental conditions.

Phantom File	surf_sam_plan.txt
Phantom	Validation plane
Device Position	Body
Band	WCDMA1900
Channels	Low
Signal	CDMA

B. SAR Measurement Results

Low Band SAR (Channel 9262):

Frequency (MHz)	1852.000000
Relative permittivity (real part)	55.693058
Conductivity (S/m)	0.970859
Power drift (%)	0.130000
Ambient Temperature:	22.9°C
Liquid Temperature:	22.1°C
ConvF:	6.99
Crest factor:	1:1

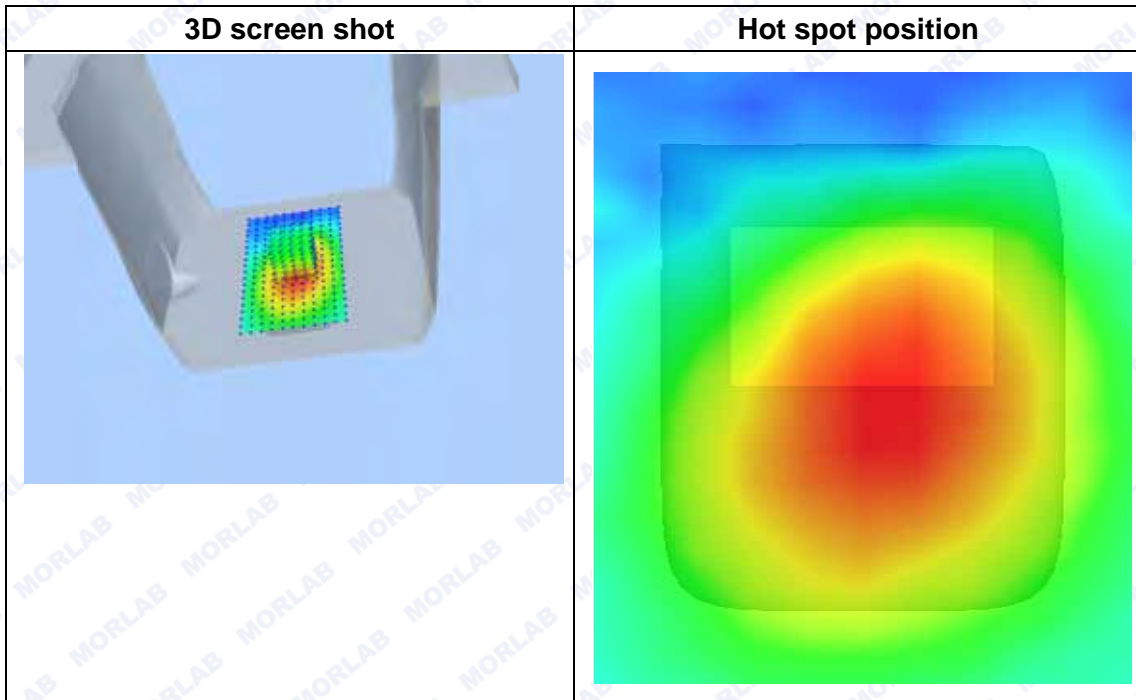
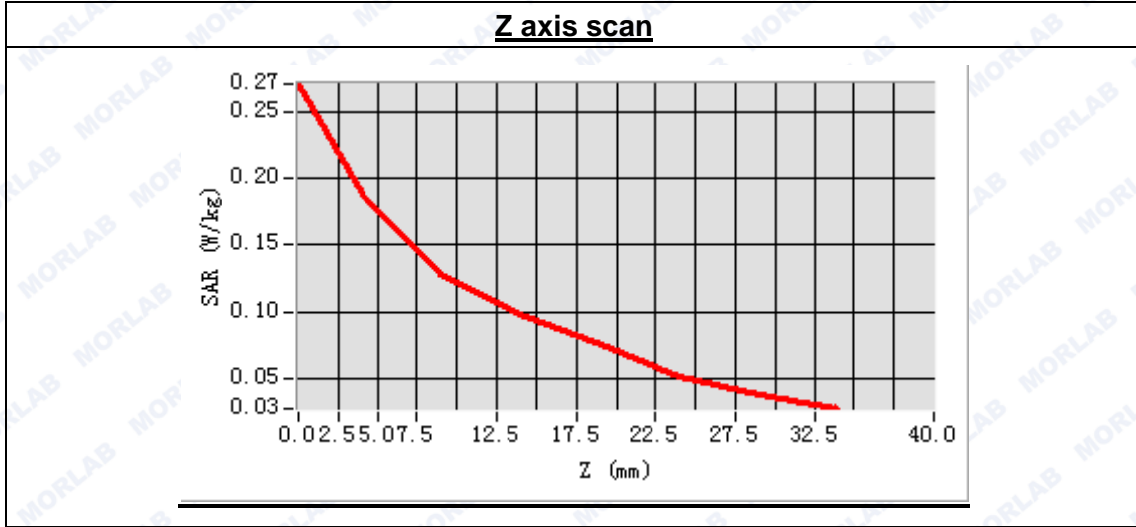




Maximum location: X=3.00, Y=-3.00

SAR Peak: 0.29 W/kg

SAR 10g (W/Kg)	0.632146
SAR 1g (W/Kg)	0.944123





MEASUREMENT 25

Type: Phone measurement (Complete)
 Area scan resolution: dx=8mm,dy=8mm
 Zoom scan resolution: dx=8mm, dy=8mm, dz=5mm
 Date of measurement: 2015.10.16
 Measurement duration: 9 minutes 28 seconds

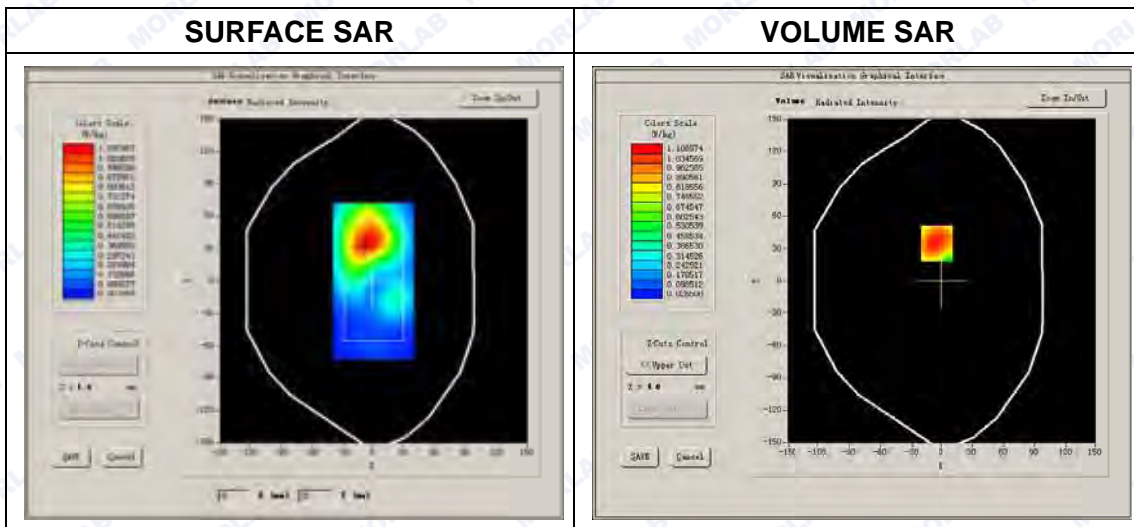
A. Experimental conditions.

Phantom File	surf_sam_plan.txt
Phantom	Validation plane
Device Position	Body
Band	WCDMA1900
Channels	Middle
Signal	CDMA

B. SAR Measurement Results

Middle Band SAR (Channel 9400):

Frequency (MHz)	1880.000000
Relative permittivity (real part)	55.693058
Conductivity (S/m)	0.970859
Power drift (%)	0.130000
Ambient Temperature:	22.9°C
Liquid Temperature:	22.1°C
ConvF:	6.99
Crest factor:	1:1

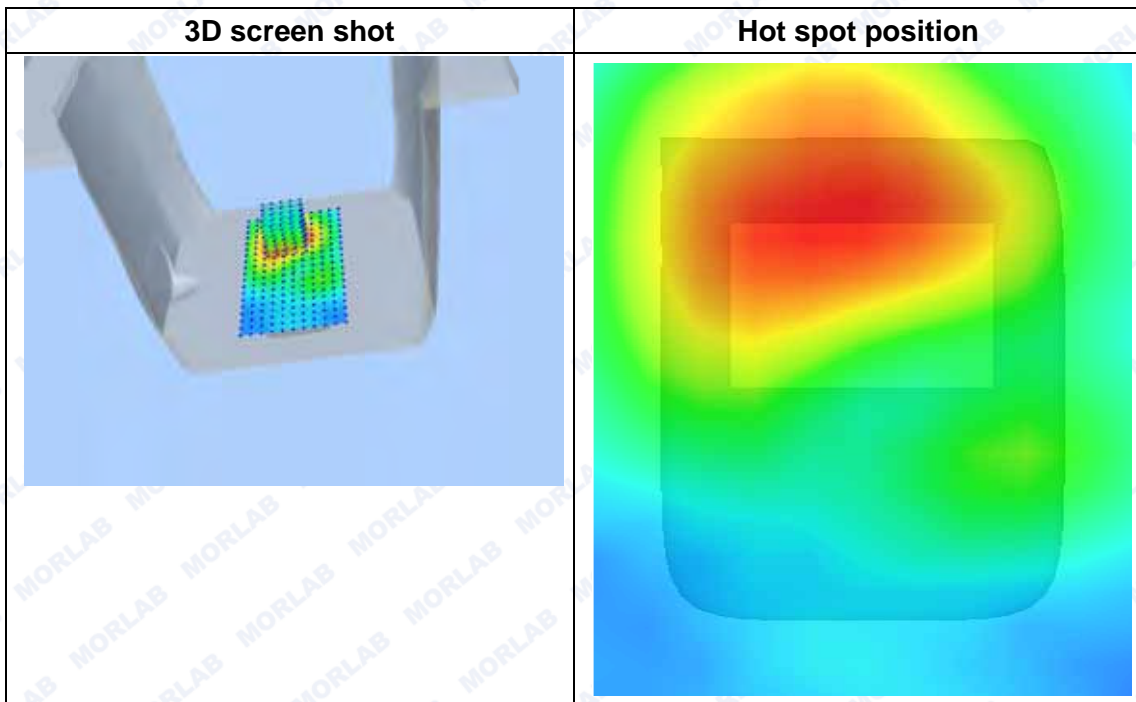
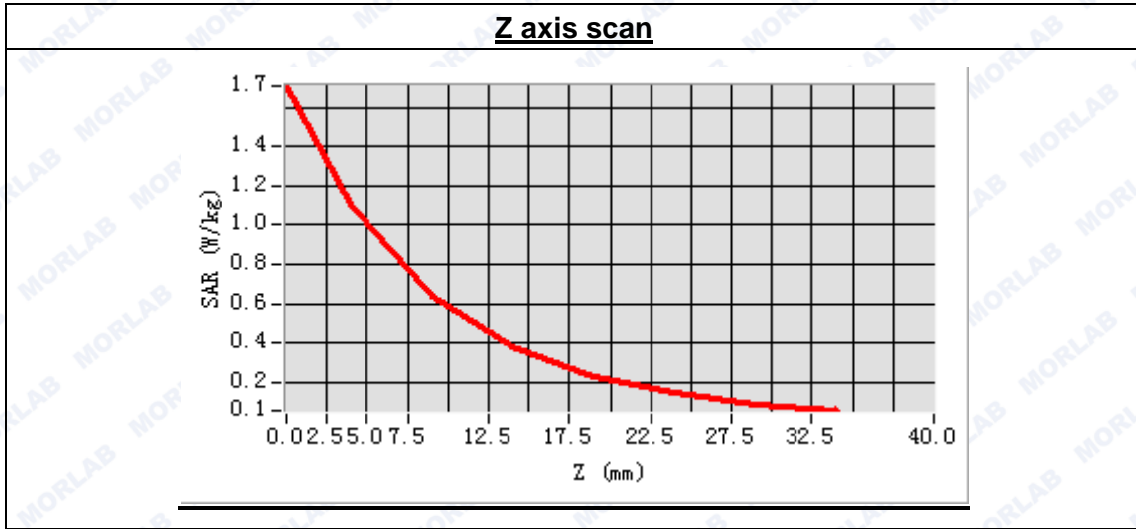




Maximum location: X=-5.00, Y=35.00

SAR Peak: 1.87 W/kg

SAR 10g (W/Kg)	0.670046
SAR 1g (W/Kg)	1.166651





MEASUREMENT 26

Type: Phone measurement (Complete)
 Area scan resolution: dx=8mm,dy=8mm
 Zoom scan resolution: dx=8mm, dy=8mm, dz=5mm
 Date of measurement: 2015.10.16
 Measurement duration: 9 minutes 28 seconds

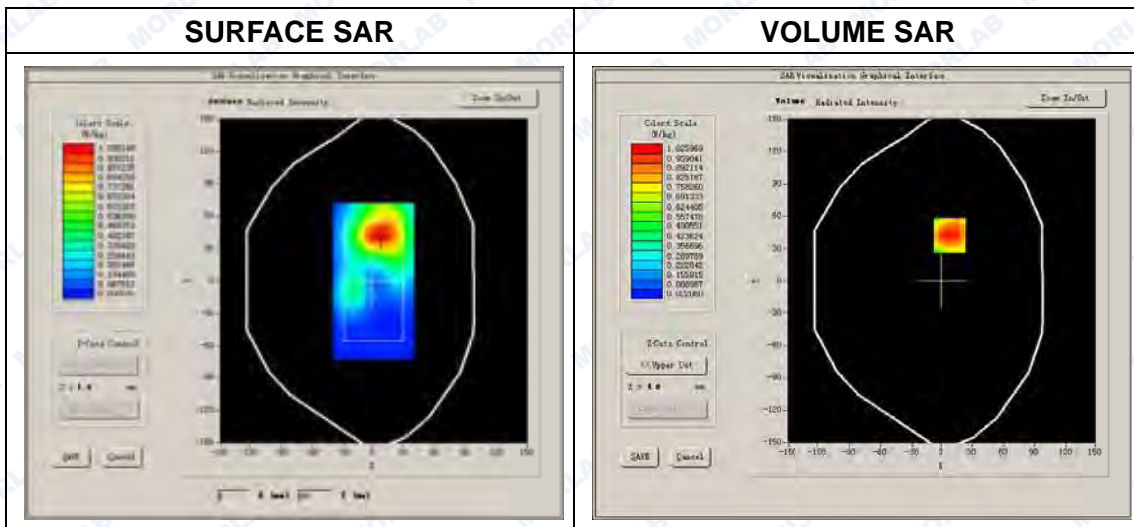
A. Experimental conditions.

Phantom File	surf_sam_plan.txt
Phantom	Validation plane
Device Position	Body
Band	WCDMA1900
Channels	High
Signal	CDMA

B. SAR Measurement Results

High Band SAR (Channel 9538):

Frequency (MHz)	1907.000000
Relative permittivity (real part)	55.693058
Conductivity (S/m)	0.970859
Power drift (%)	0.130000
Ambient Temperature:	22.9°C
Liquid Temperature:	22.1°C
ConvF:	6.99
Crest factor:	1:1

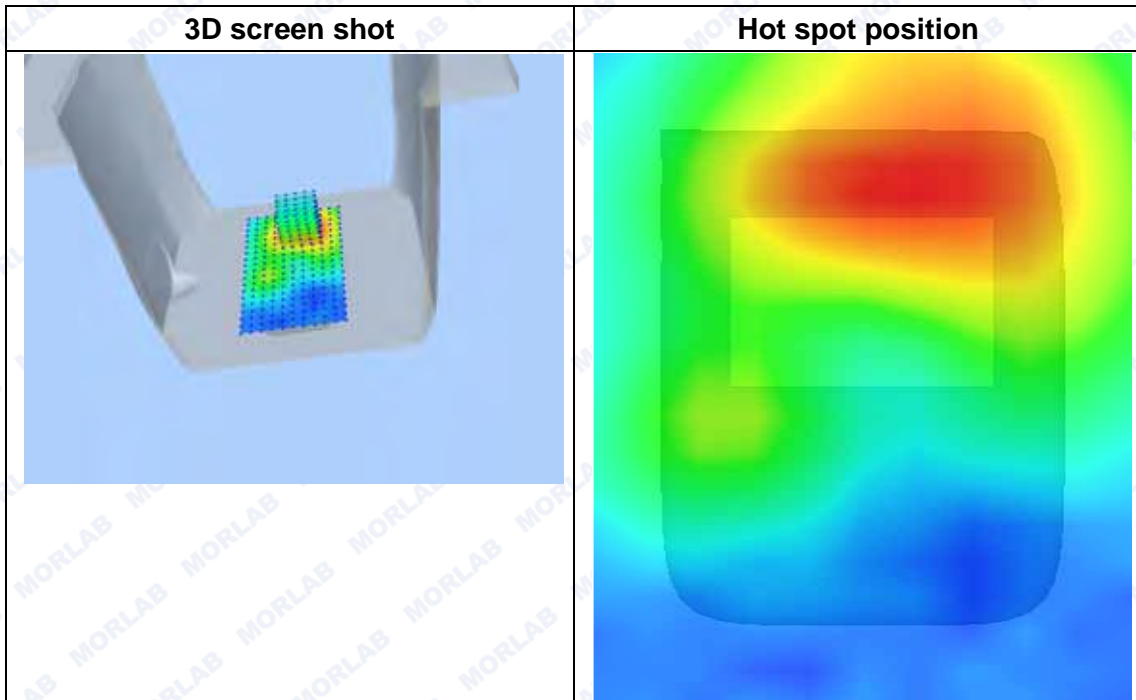
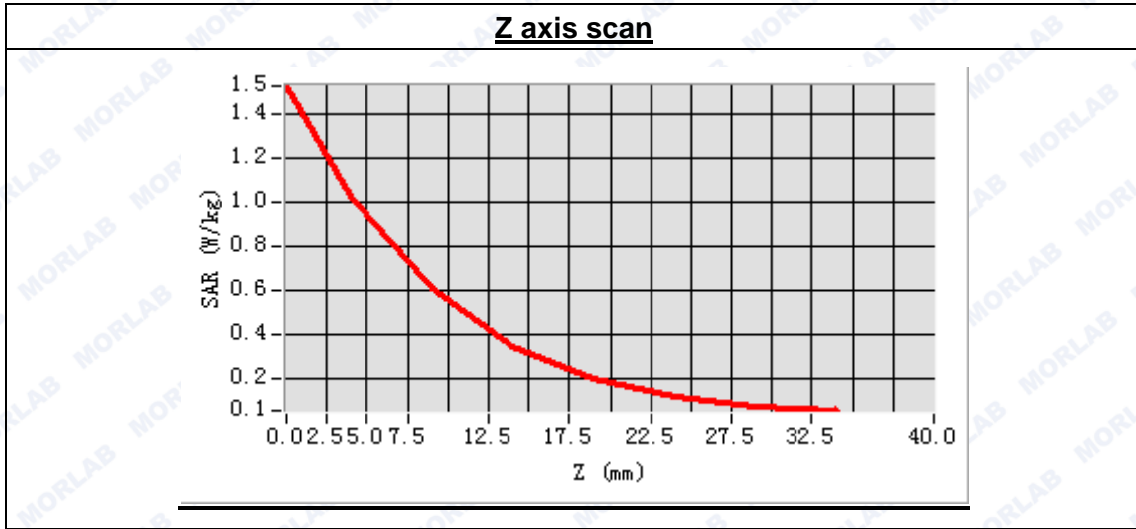




Maximum location: X=7.00, Y=42.00

SAR Peak: 1.66 W/kg

SAR 10g (W/Kg)	0.614127
SAR 1g (W/Kg)	1.058760





MEASUREMENT 27

Type: Phone measurement (Complete)
 Area scan resolution: dx=8mm,dy=8mm
 Zoom scan resolution: dx=8mm, dy=8mm, dz=5mm
 Date of measurement: 2015.10.16
 Measurement duration: 9 minutes 28 seconds

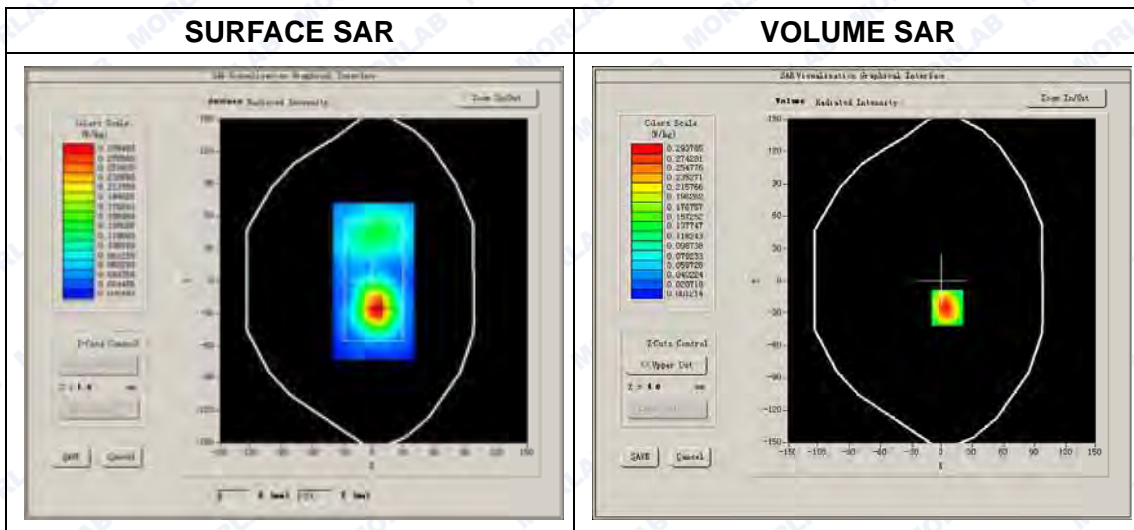
A. Experimental conditions.

Phantom File	surf_sam_plan.txt
Phantom	Validation plane
Device Position	Body
Band	WCDMA1900
Channels	Middle
Signal	CDMA

B. SAR Measurement Results

Middle Band SAR (Channel 9400):

Frequency (MHz)	1880.000000
Relative permittivity (real part)	55.693058
Conductivity (S/m)	0.970859
Power drift (%)	0.130000
Ambient Temperature:	22.9°C
Liquid Temperature:	22.1°C
ConvF:	6.99
Crest factor:	1:1

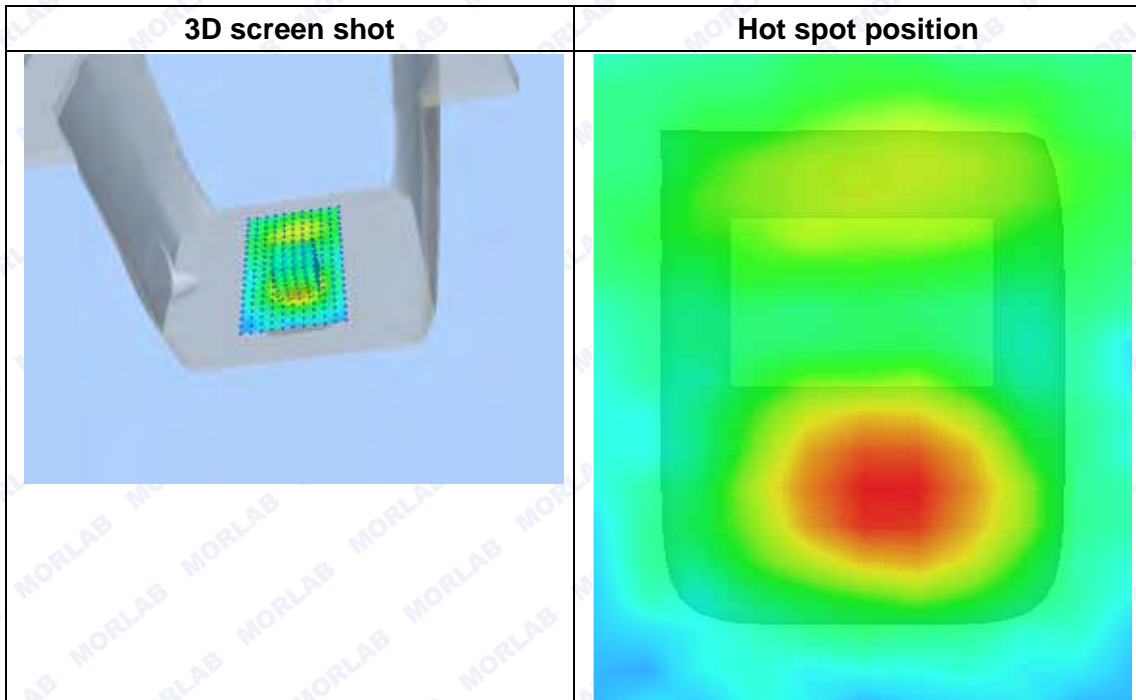
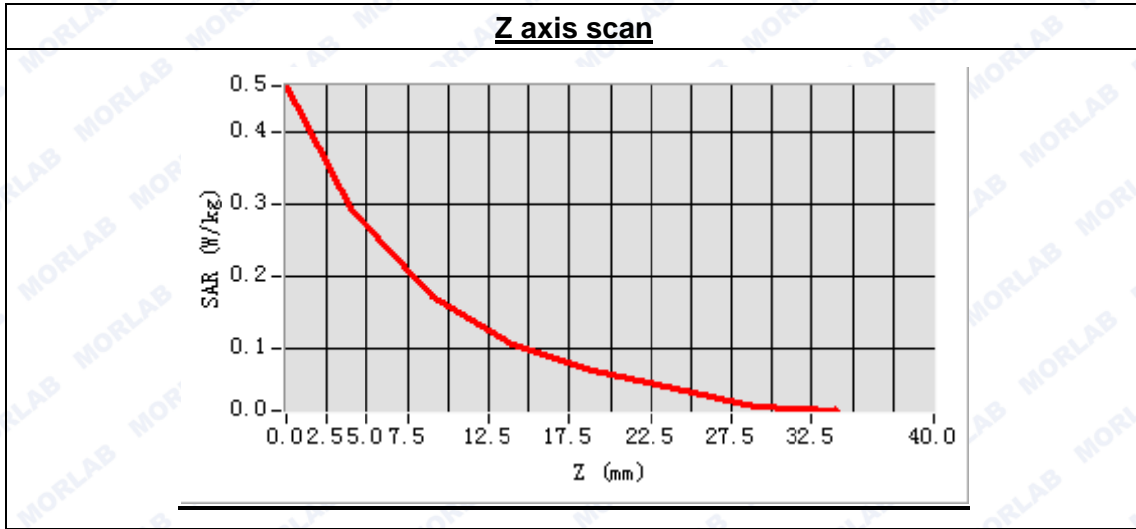




Maximum location: X=5.00, Y=-25.00

SAR Peak: 0.50 W/kg

SAR 10g (W/Kg)	0.168504
SAR 1g (W/Kg)	0.307969





MEASUREMENT 28

Type: Phone measurement (Complete)
 Area scan resolution: dx=8mm,dy=8mm
 Zoom scan resolution: dx=8mm, dy=8mm, dz=5mm
 Date of measurement: 2015.10.16
 Measurement duration: 9 minutes 28 seconds

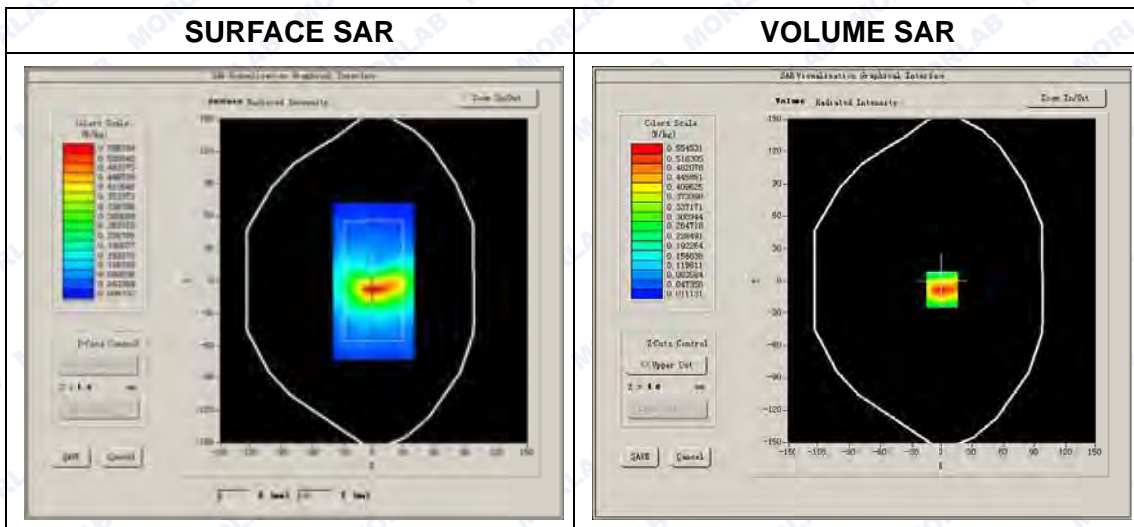
A. Experimental conditions.

Phantom File	surf_sam_plan.txt
Phantom	Validation plane
Device Position	Body
Band	WCDMA1900
Channels	Middle
Signal	CDMA

B. SAR Measurement Results

Middle Band SAR (Channel 9400):

Frequency (MHz)	1880.000000
Relative permittivity (real part)	55.693058
Conductivity (S/m)	0.970859
Power drift (%)	0.130000
Ambient Temperature:	22.9°C
Liquid Temperature:	22.1°C
ConvF:	6.99
Crest factor:	1:1

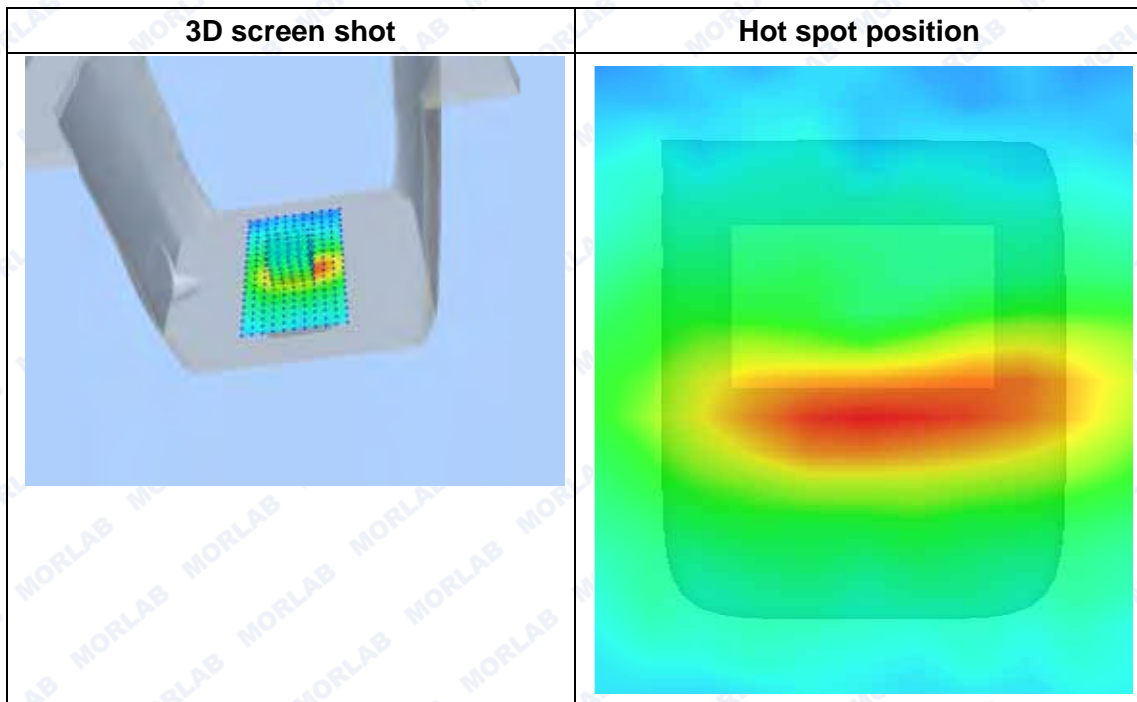
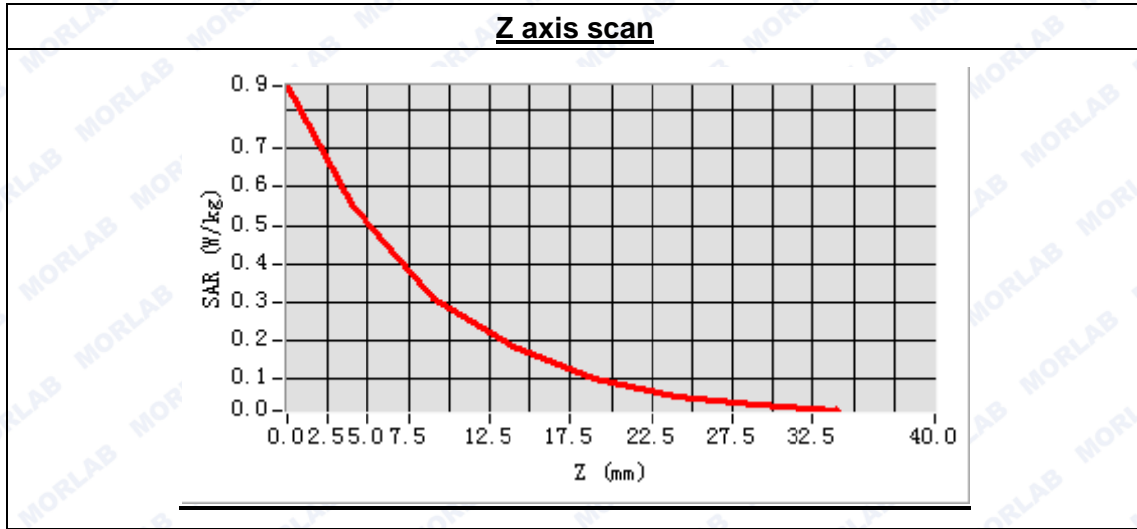




Maximum location: X=0.00, Y=-8.00

SAR Peak: 0.96 W/kg

SAR 10g (W/Kg)	0.296886
SAR 1g (W/Kg)	0.567296





MEASUREMENT 29

Type: Phone measurement (Complete)
 Area scan resolution: dx=8mm,dy=8mm
 Zoom scan resolution: dx=5mm, dy=5mm, dz=5mm
 Date of measurement: 2015.10.17
 Measurement duration: 9 minutes 35 seconds

A. Experimental conditions.

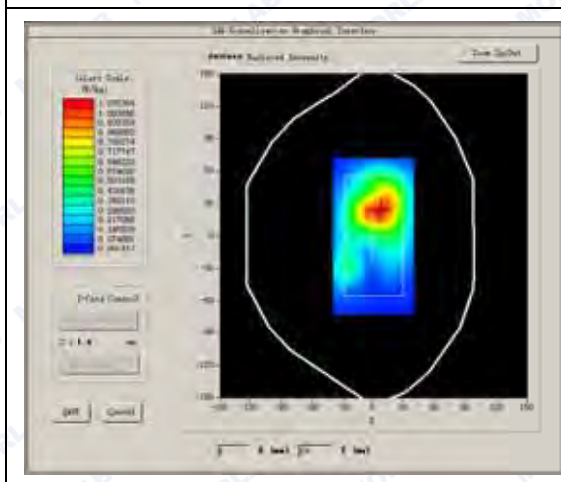
Phantom File	surf_sam_plan.txt
Phantom	Flat Plane
Device Position	Body
Band	LTE Band 2
Channels	Low
Signal	QPSK_20M_1RB offset 99

B. SAR Measurement Results

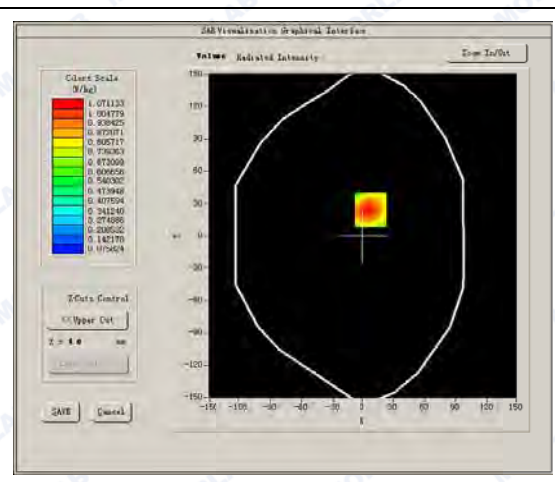
Low Band SAR (Channel 18700):

Frequency (MHz)	1859.500000
Relative permittivity (real part)	53.561513
Conductivity (S/m)	1.468859
Power drift (%)	-3.890000
Ambient Temperature:	22.4°C
Liquid Temperature:	21.9°C
ConvF:	5.51
Crest factor:	1:1

SURFACE SAR



VOLUME SAR

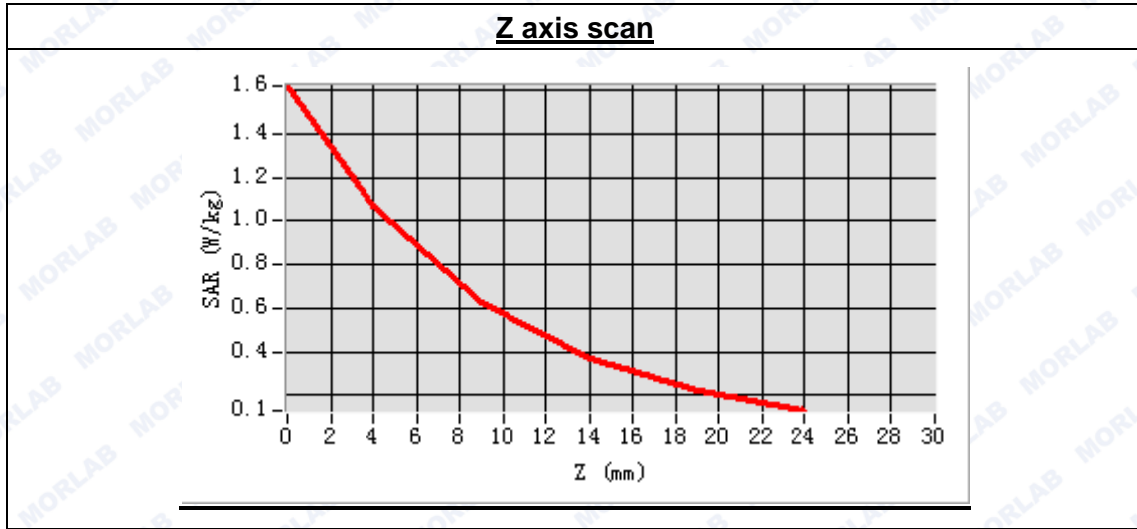




Maximum location: X=7.00, Y=24.00

SAR Peak: 1.63 W/kg

SAR 10g (W/Kg)	0.393673
SAR 1g (W/Kg)	0.834256



3D screen shot	Hot spot position



MEASUREMENT 30

Type: Phone measurement (Complete)
Area scan resolution: dx=8mm,dy=8mm
Zoom scan resolution: dx=5mm, dy=5mm, dz=5mm
Date of measurement: 2015.10.17
Measurement duration: 9 minutes 35 seconds

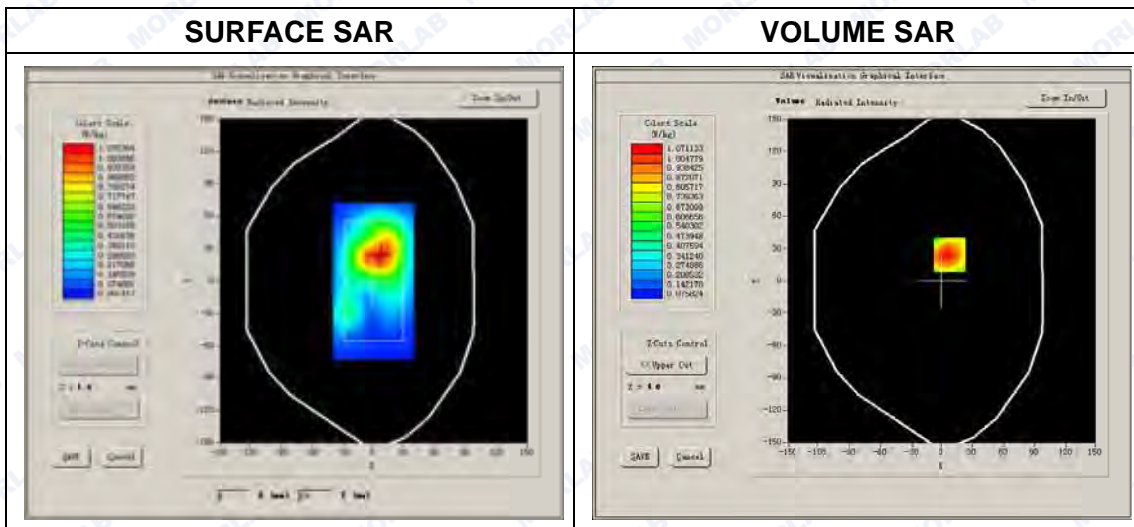
A. Experimental conditions.

Phantom File	surf_sam_plan.txt
Phantom	Flat Plane
Device Position	Body
Band	LTE Band 2
Channels	Middle
Signal	QPSK_20M_1RB offset 99

B. SAR Measurement Results

Middle Band SAR (Channel 18900):

Frequency (MHz)	1880.000000
Relative permittivity (real part)	53.561513
Conductivity (S/m)	1.468859
Power drift (%)	-3.890000
Ambient Temperature:	22.4°C
Liquid Temperature:	21.9°C
ConvF:	5.51
Crest factor:	1:1

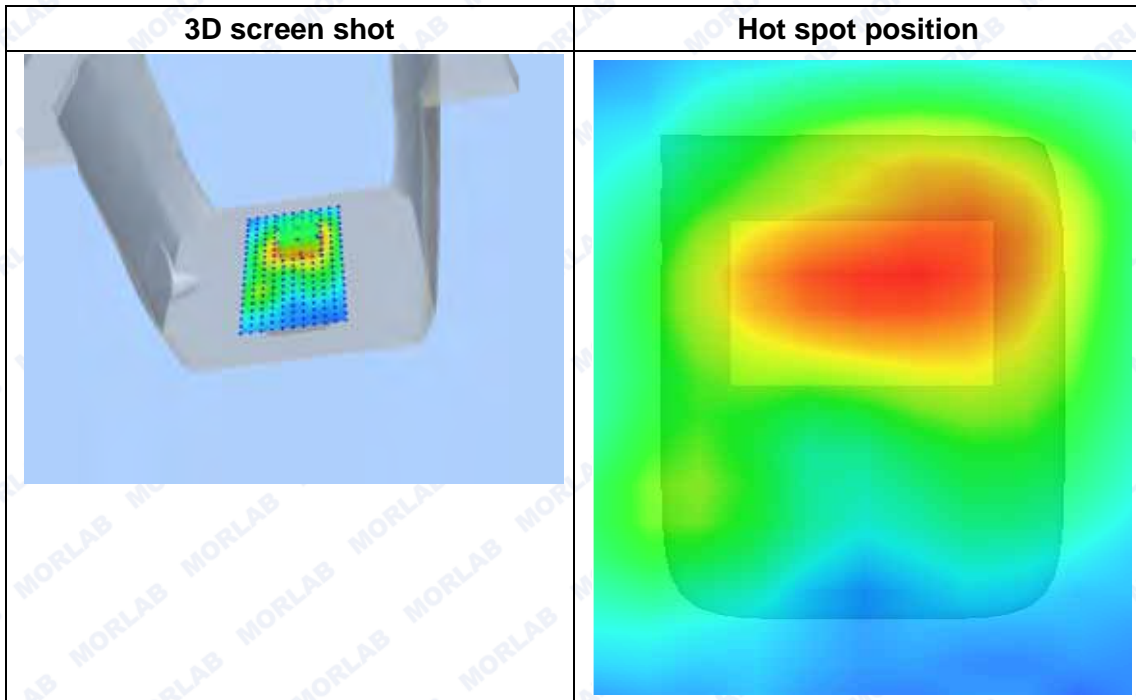
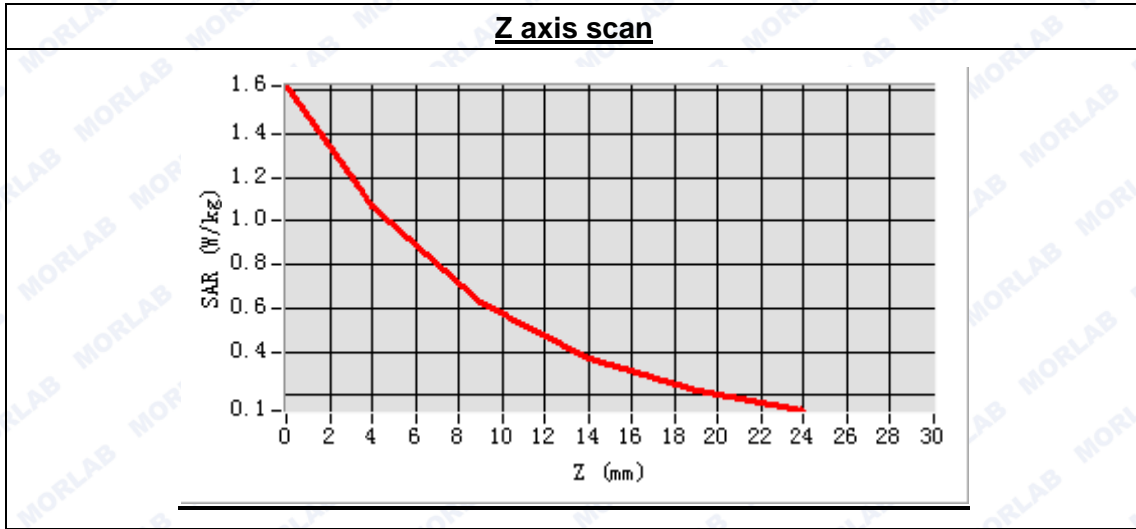




Maximum location: X=7.00, Y=24.00

SAR Peak: 1.63 W/kg

SAR 10g (W/Kg)	0.363633
SAR 1g (W/Kg)	0.859056





MEASUREMENT 31

Type: Phone measurement (Complete)
 Area scan resolution: dx=8mm,dy=8mm
 Zoom scan resolution: dx=5mm, dy=5mm, dz=5mm
 Date of measurement: 2015.10.17
 Measurement duration: 9 minutes 35 seconds

A. Experimental conditions.

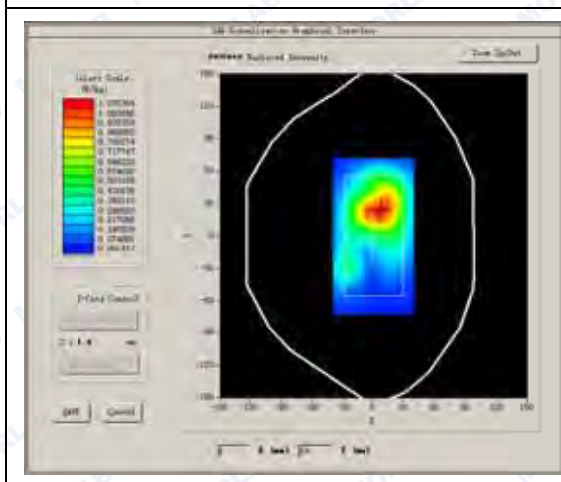
Phantom File	surf_sam_plan.txt
Phantom	Flat Plane
Device Position	Body
Band	LTE Band 2
Channels	High
Signal	QPSK_20M_1RB offset 99

B. SAR Measurement Results

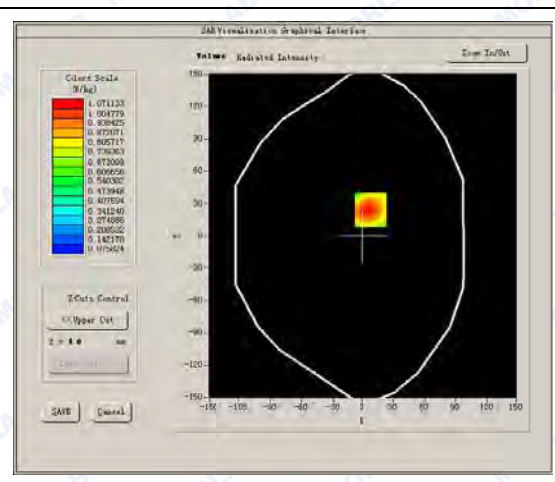
High Band SAR (Channel 19100):

Frequency (MHz)	1899.500000
Relative permittivity (real part)	53.561513
Conductivity (S/m)	1.468859
Power drift (%)	-3.890000
Ambient Temperature:	22.4°C
Liquid Temperature:	21.9°C
ConvF:	5.51
Crest factor:	1:1

SURFACE SAR



VOLUME SAR

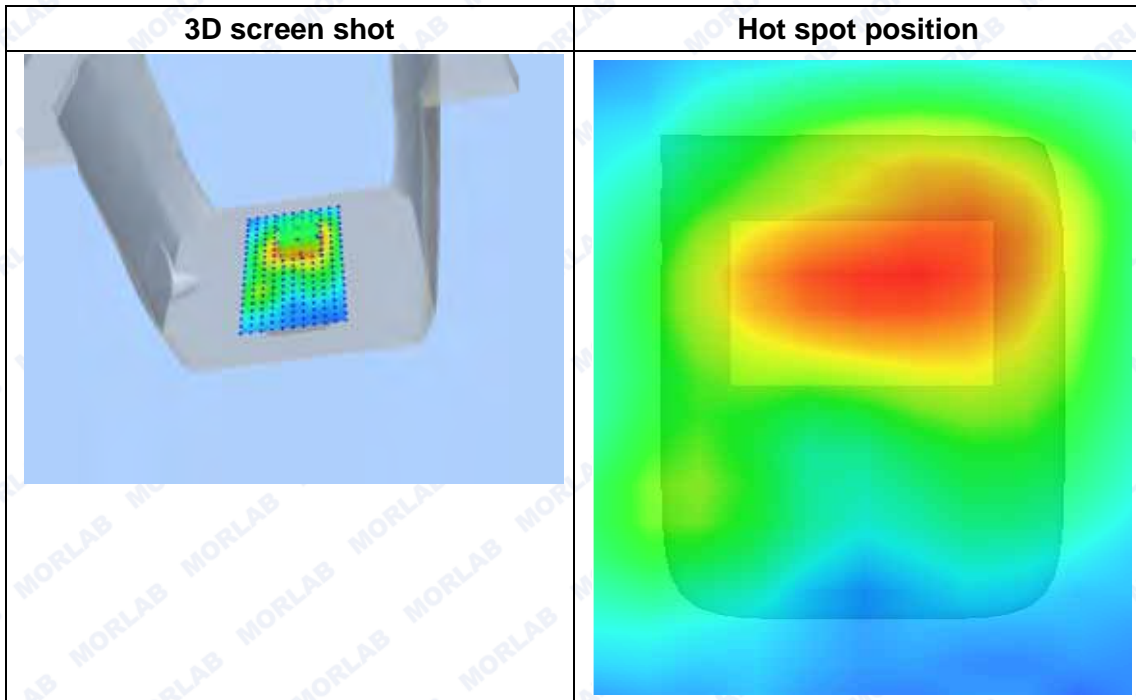
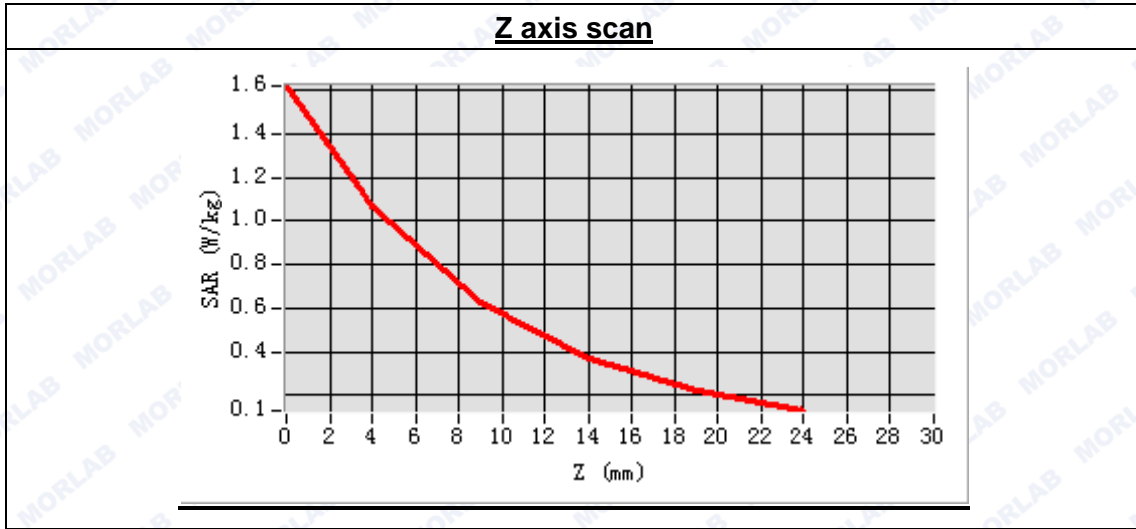




Maximum location: X=7.00, Y=24.00

SAR Peak: 1.63 W/kg

SAR 10g (W/Kg)	0.371673
SAR 1g (W/Kg)	0.827956





MEASUREMENT 32

Type: Phone measurement (Complete)
 Area scan resolution: dx=8mm,dy=8mm
 Zoom scan resolution: dx=5mm, dy=5mm, dz=5mm
 Date of measurement: 2015.10.17
 Measurement duration: 9 minutes 35 seconds

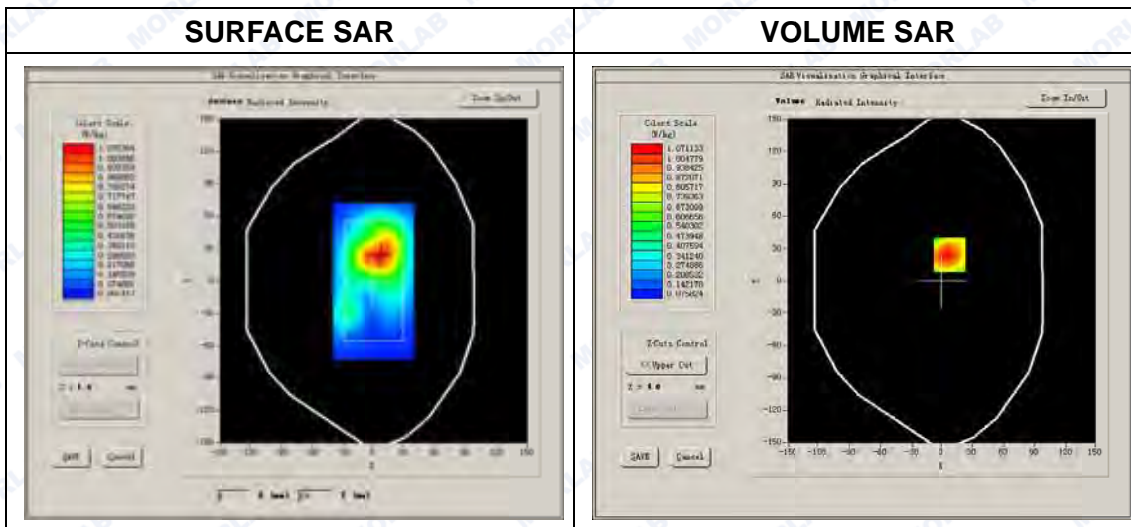
A. Experimental conditions.

Phantom File	surf_sam_plan.txt
Phantom	Flat Plane
Device Position	Body
Band	LTE Band 2
Channels	Low
Signal	QPSK_20M_1RB offset 99

B. SAR Measurement Results

Low Band SAR (Channel 18700):

Frequency (MHz)	1859.500000
Relative permittivity (real part)	53.561513
Conductivity (S/m)	1.468859
Power drift (%)	-3.890000
Ambient Temperature:	22.4°C
Liquid Temperature:	21.9°C
ConvF:	5.51
Crest factor:	1:1

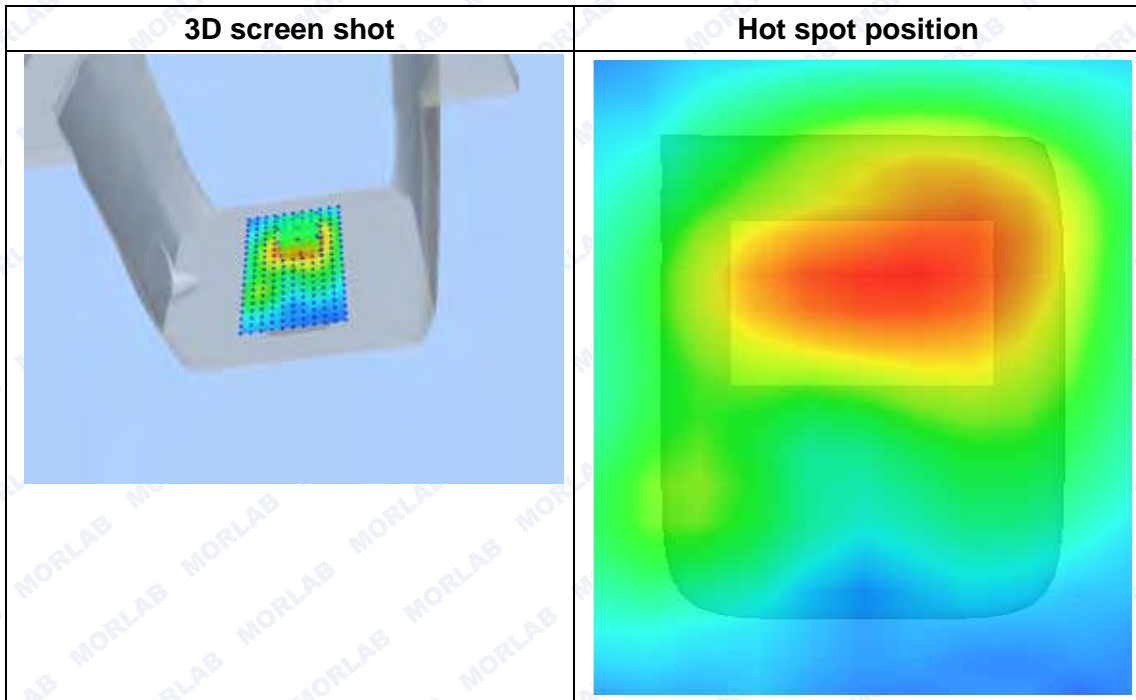
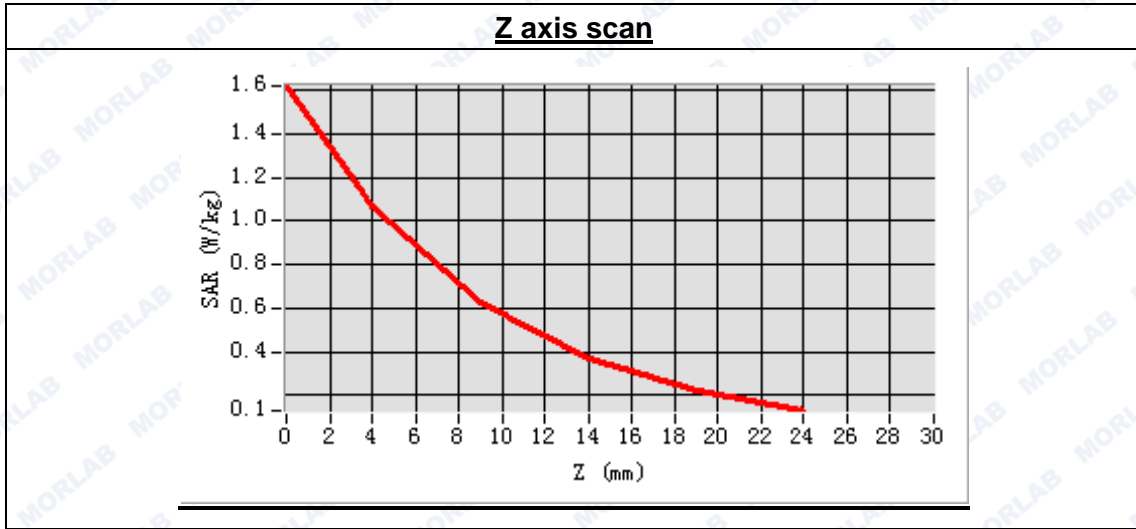




Maximum location: X=7.00, Y=24.00

SAR Peak: 1.63 W/kg

SAR 10g (W/Kg)	0.411750
SAR 1g (W/Kg)	0.958006





MEASUREMENT 33

Type: Phone measurement (Complete)
 Area scan resolution: dx=8mm,dy=8mm
 Zoom scan resolution: dx=5mm, dy=5mm, dz=5mm
 Date of measurement: 2015.10.17
 Measurement duration: 9 minutes 35 seconds

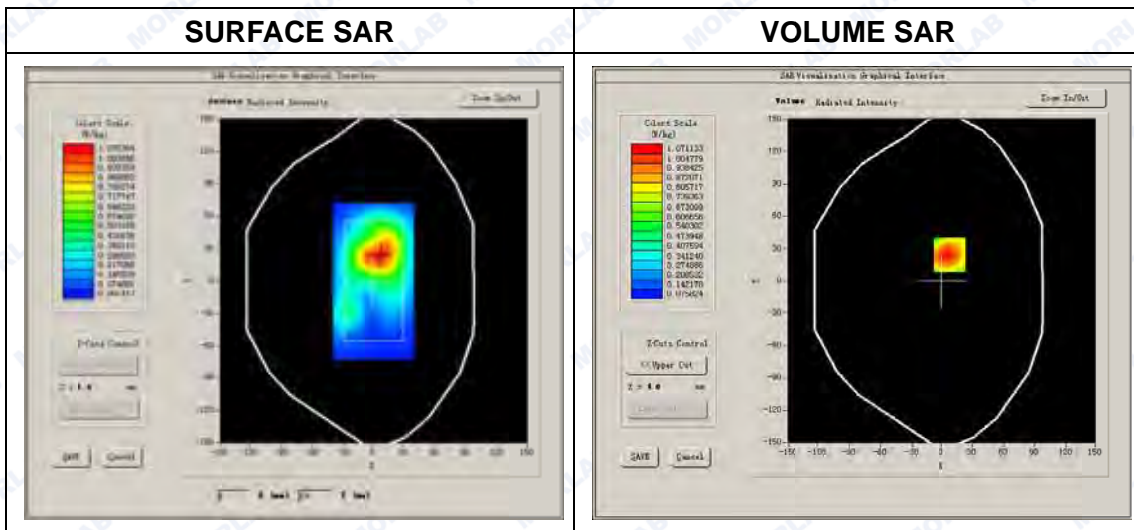
A. Experimental conditions.

Phantom File	surf_sam_plan.txt
Phantom	Flat Plane
Device Position	Body
Band	LTE Band 2
Channels	Middle
Signal	QPSK_20M_1RB offset 99

B. SAR Measurement Results

Middle Band SAR (Channel 18900):

Frequency (MHz)	1880.000000
Relative permittivity (real part)	53.561513
Conductivity (S/m)	1.468859
Power drift (%)	-3.890000
Ambient Temperature:	22.4°C
Liquid Temperature:	21.9°C
ConvF:	5.51
Crest factor:	1:1

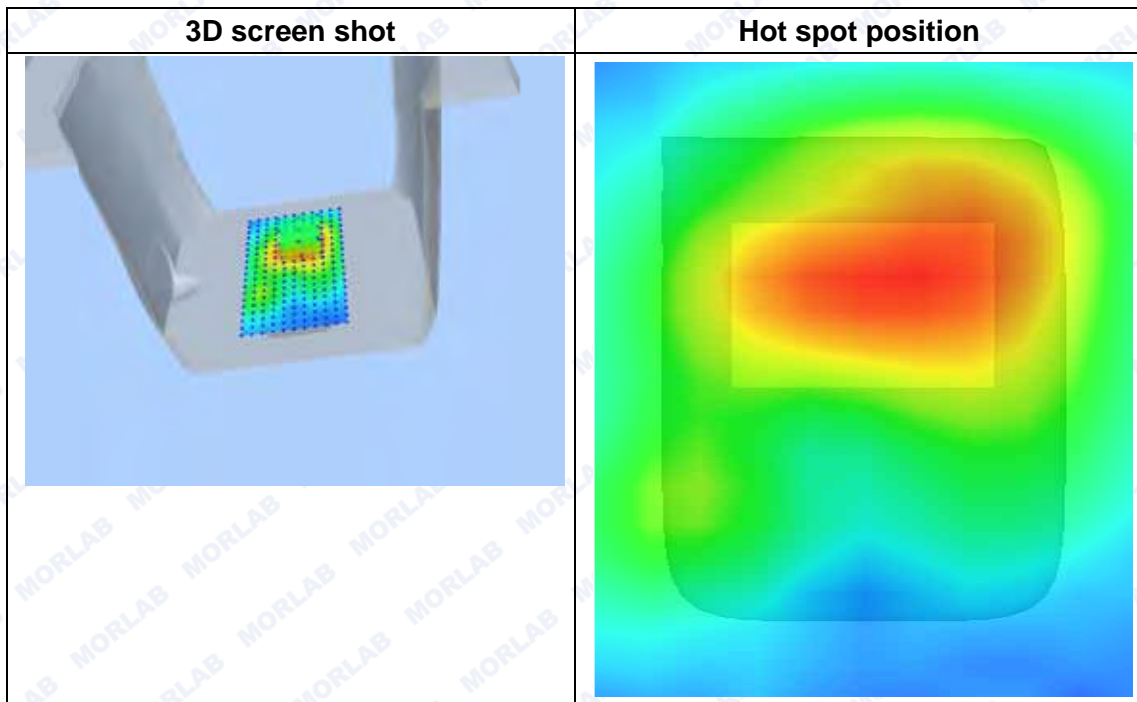
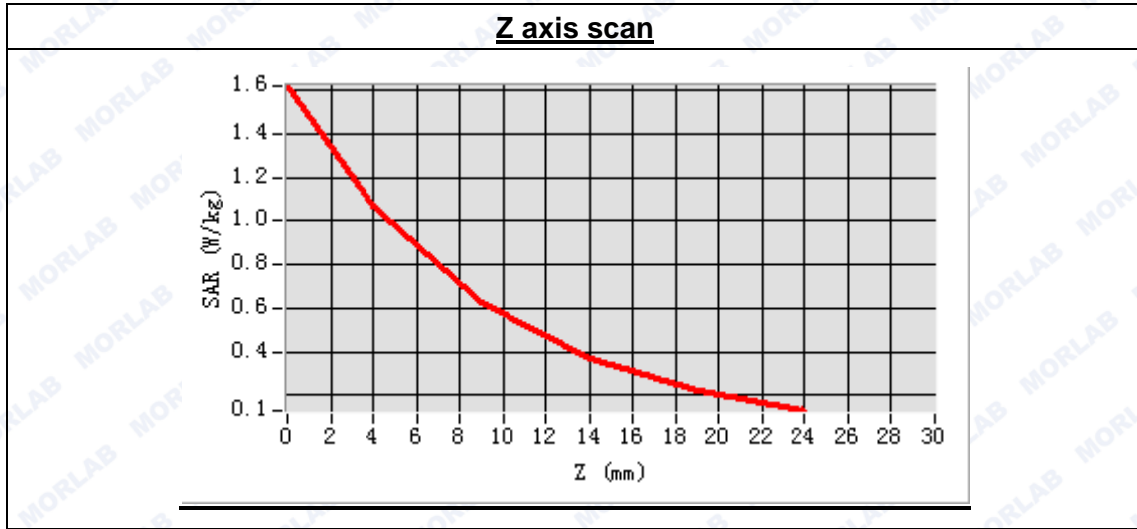




Maximum location: X=7.00, Y=24.00

SAR Peak: 1.63 W/kg

SAR 10g (W/Kg)	0.438861
SAR 1g (W/Kg)	0.967224





MEASUREMENT 34

Type: Phone measurement (Complete)
 Area scan resolution: dx=8mm,dy=8mm
 Zoom scan resolution: dx=5mm, dy=5mm, dz=5mm
 Date of measurement: 2015.10.17
 Measurement duration: 9 minutes 35 seconds

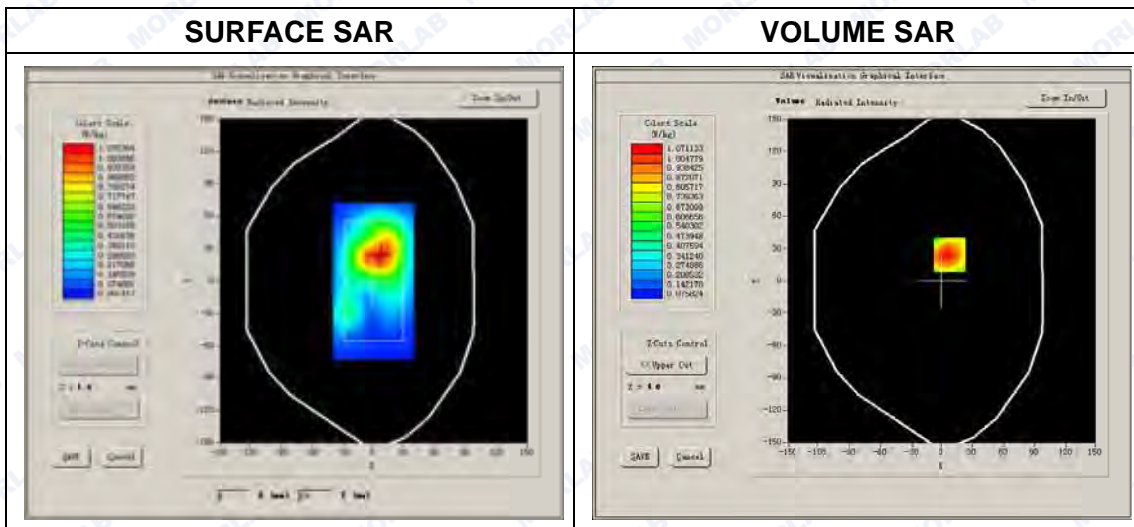
A. Experimental conditions.

Phantom File	surf_sam_plan.txt
Phantom	Flat Plane
Device Position	Body
Band	LTE Band 2
Channels	High
Signal	QPSK_20M_1RB offset 99

B. SAR Measurement Results

High Band SAR (Channel 19100):

Frequency (MHz)	1899.500000
Relative permittivity (real part)	53.561513
Conductivity (S/m)	1.468859
Power drift (%)	-3.890000
Ambient Temperature:	22.4°C
Liquid Temperature:	21.9°C
ConvF:	5.51
Crest factor:	1:1

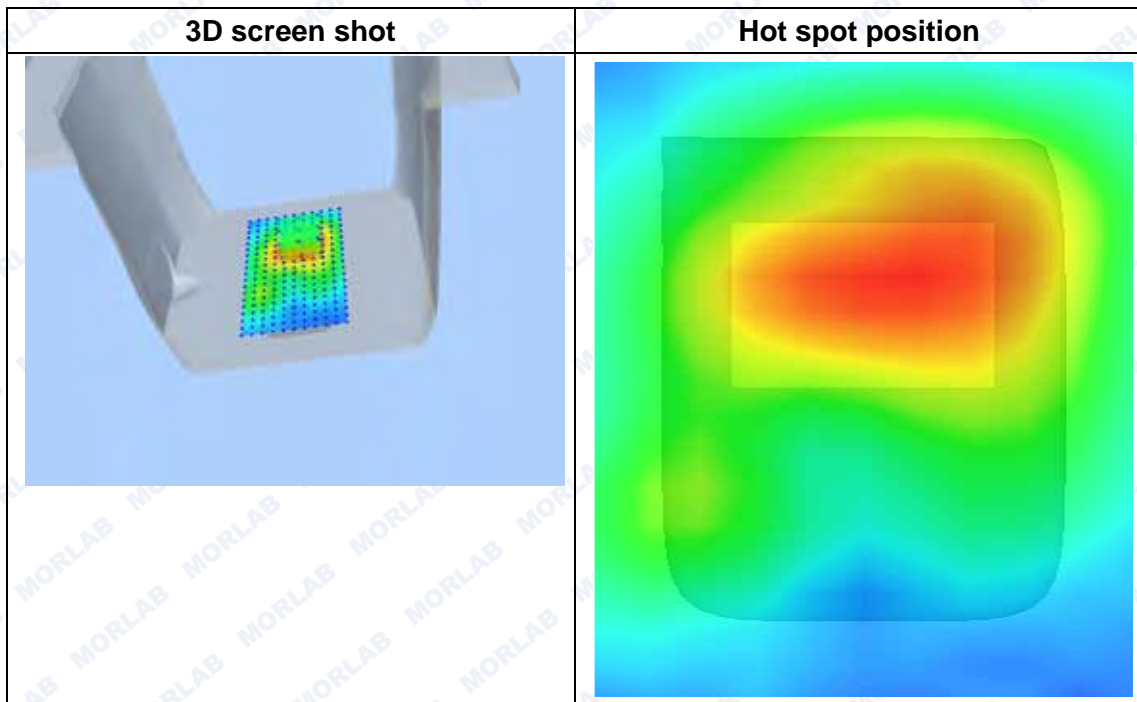
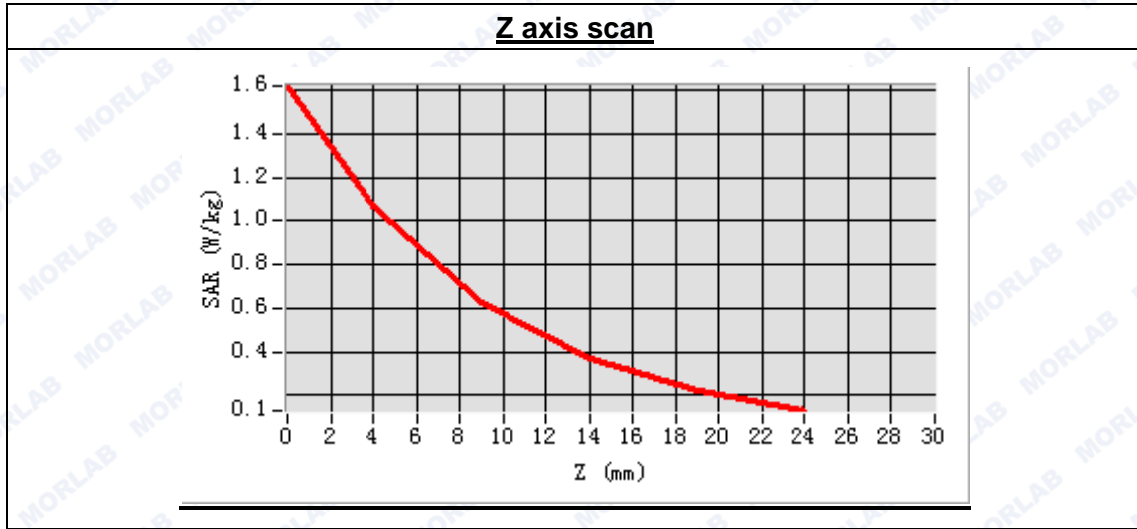




Maximum location: X=7.00, Y=24.00

SAR Peak: 1.63 W/kg

SAR 10g (W/Kg)	0.398645
SAR 1g (W/Kg)	0.917377





MEASUREMENT 35

Type: Phone measurement (Complete)
 Area scan resolution: dx=8mm,dy=8mm
 Zoom scan resolution: dx=5mm, dy=5mm, dz=5mm
 Date of measurement: 2015.10.17
 Measurement duration: 9 minutes 35 seconds

A. Experimental conditions.

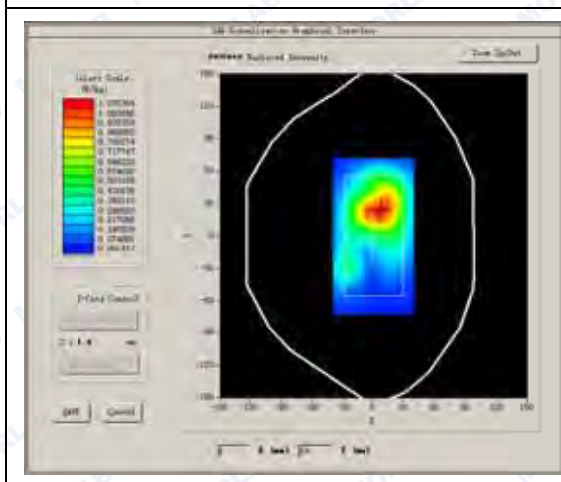
Phantom File	surf_sam_plan.txt
Phantom	Flat Plane
Device Position	Body
Band	LTE Band 2
Channels	Low
Signal	QPSK_20M_1RB offset 99

B. SAR Measurement Results

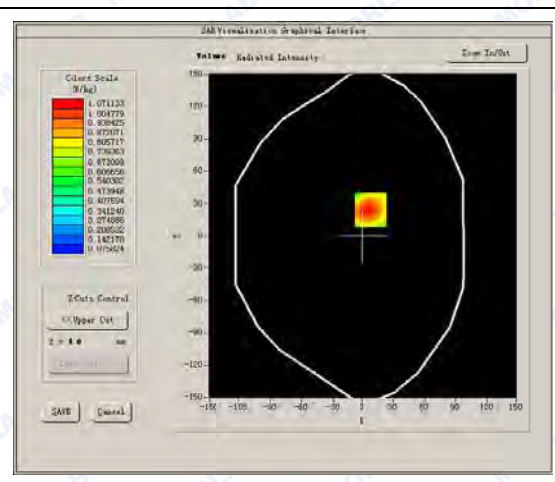
Low Band SAR (Channel 18700):

Frequency (MHz)	1859.500000
Relative permittivity (real part)	53.561513
Conductivity (S/m)	1.468859
Power drift (%)	-3.890000
Ambient Temperature:	22.4°C
Liquid Temperature:	21.9°C
ConvF:	5.51
Crest factor:	1:1

SURFACE SAR



VOLUME SAR

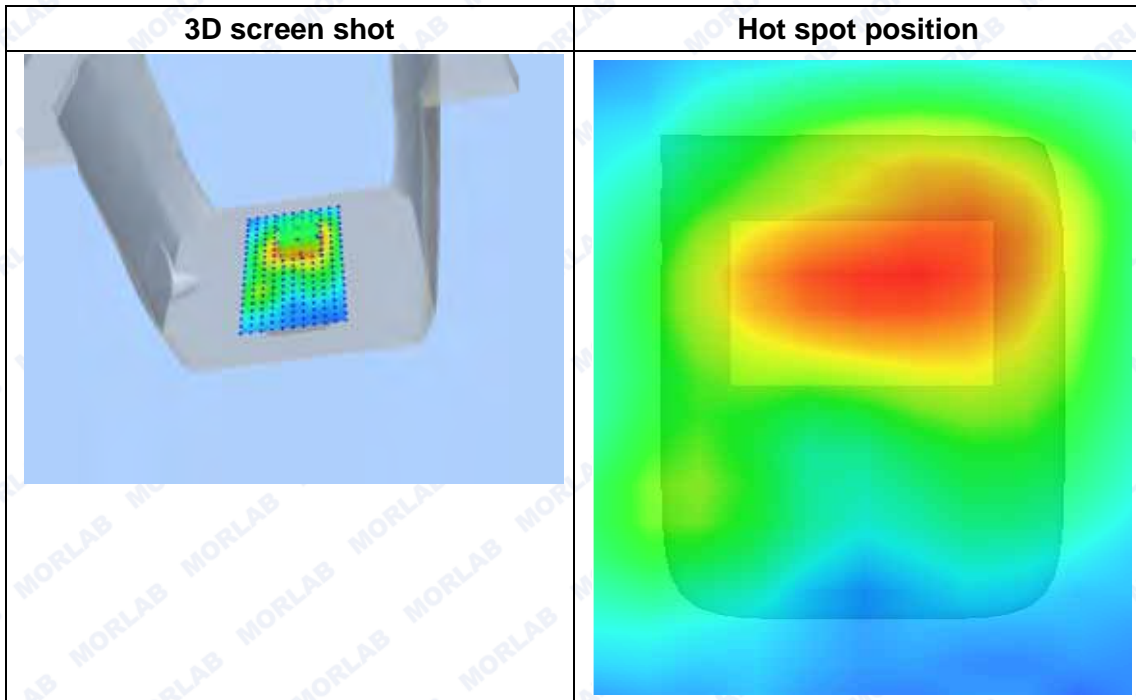
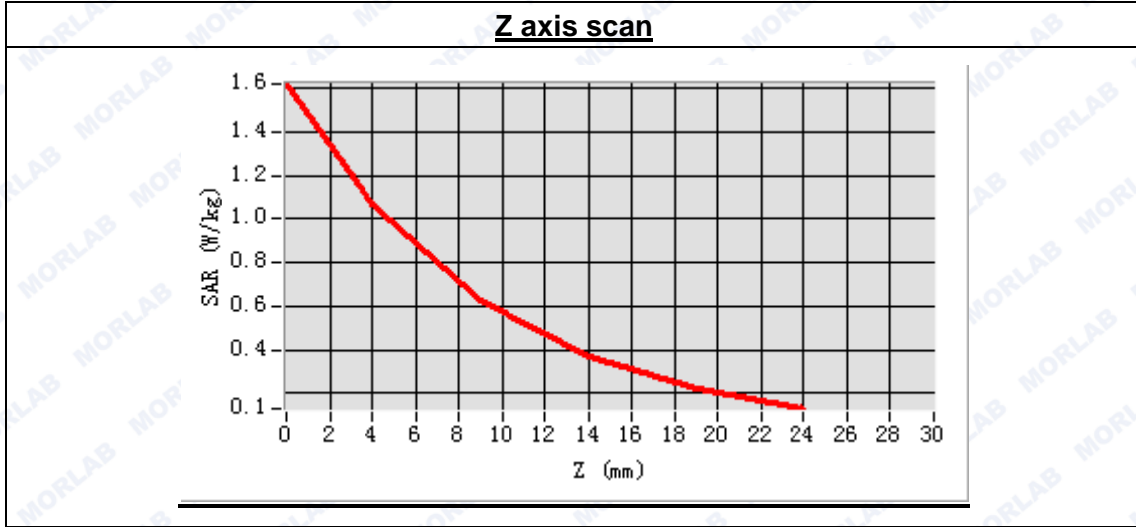




Maximum location: X=7.00, Y=24.00

SAR Peak: 1.63 W/kg

SAR 10g (W/Kg)	0.405463
SAR 1g (W/Kg)	0.989123





MEASUREMENT 36

Type: Phone measurement (Complete)
 Area scan resolution: dx=8mm,dy=8mm
 Zoom scan resolution: dx=5mm, dy=5mm, dz=5mm
 Date of measurement: 2015.10.17
 Measurement duration: 9 minutes 35 seconds

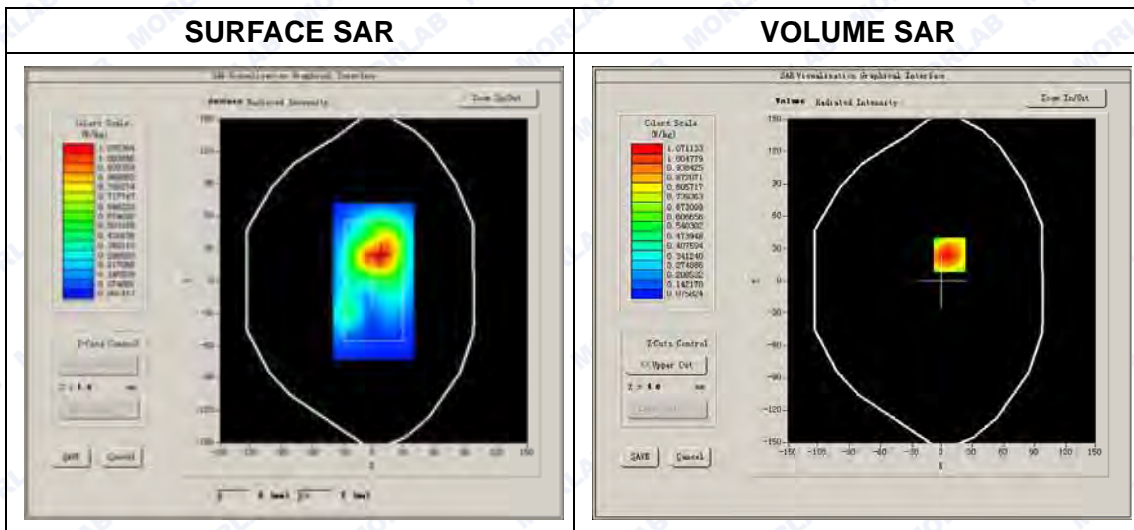
A. Experimental conditions.

Phantom File	surf_sam_plan.txt
Phantom	Flat Plane
Device Position	Body
Band	LTE Band 2
Channels	Middle
Signal	QPSK_20M_1RB offset 99

B. SAR Measurement Results

Middle Band SAR (Channel 18900):

Frequency (MHz)	1880.000000
Relative permittivity (real part)	53.561513
Conductivity (S/m)	1.468859
Power drift (%)	-3.890000
Ambient Temperature:	22.4°C
Liquid Temperature:	21.9°C
ConvF:	5.51
Crest factor:	1:1

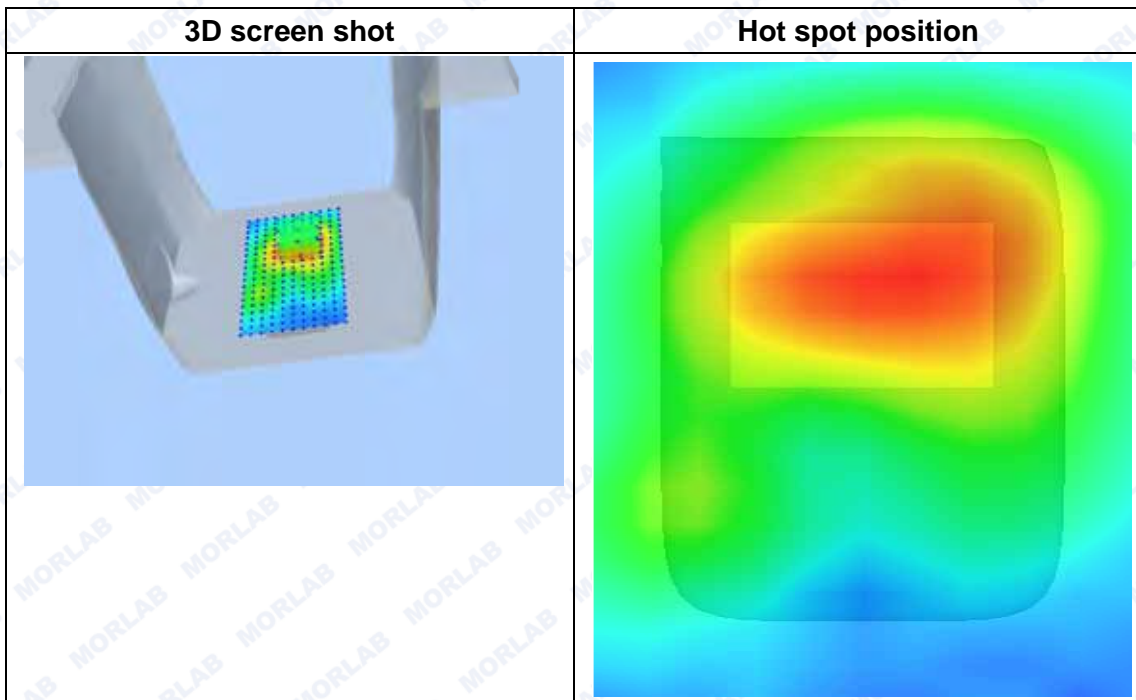
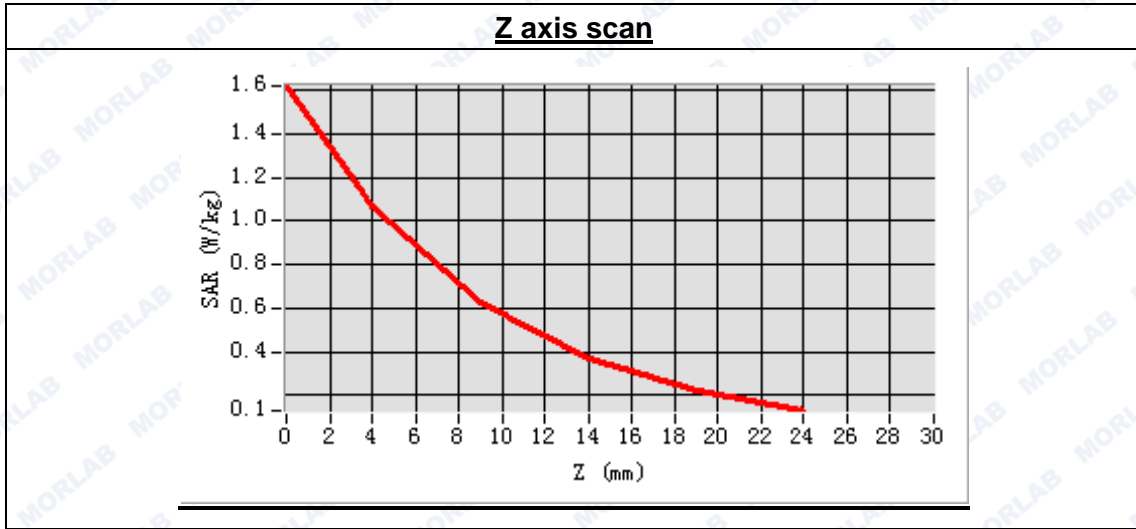




Maximum location: X=7.00, Y=24.00

SAR Peak: 1.63 W/kg

SAR 10g (W/Kg)	0.593673
SAR 1g (W/Kg)	1.019956





MEASUREMENT 37

Type: Phone measurement (Complete)
 Area scan resolution: dx=8mm,dy=8mm
 Zoom scan resolution: dx=5mm, dy=5mm, dz=5mm
 Date of measurement: 2015.10.17
 Measurement duration: 9 minutes 35 seconds

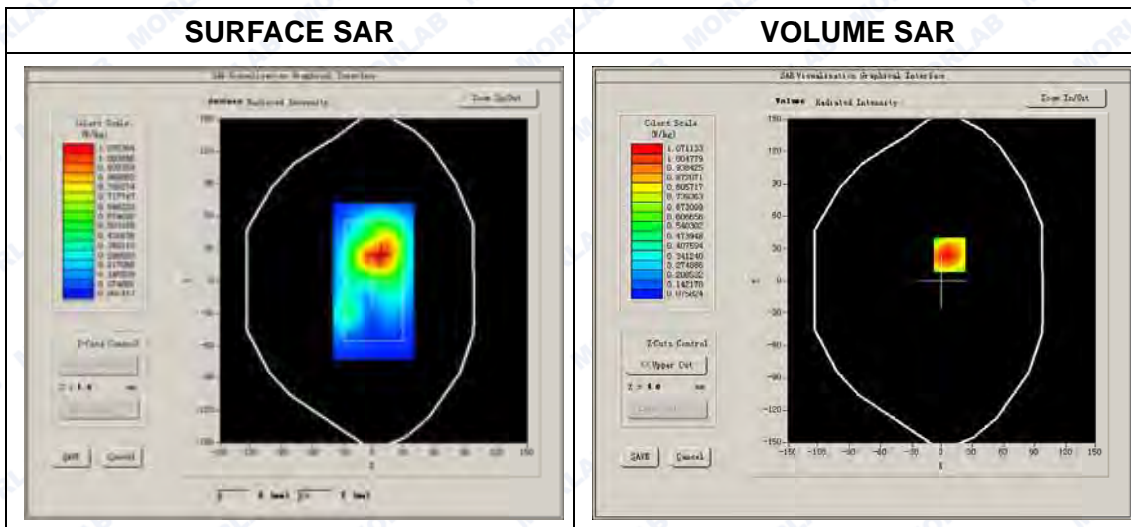
A. Experimental conditions.

Phantom File	surf_sam_plan.txt
Phantom	Flat Plane
Device Position	Body
Band	LTE Band 2
Channels	High
Signal	QPSK_20M_1RB offset 99

B. SAR Measurement Results

High Band SAR (Channel 19100):

Frequency (MHz)	1899.500000
Relative permittivity (real part)	53.561513
Conductivity (S/m)	1.468859
Power drift (%)	-3.890000
Ambient Temperature:	22.4°C
Liquid Temperature:	21.9°C
ConvF:	5.51
Crest factor:	1:1

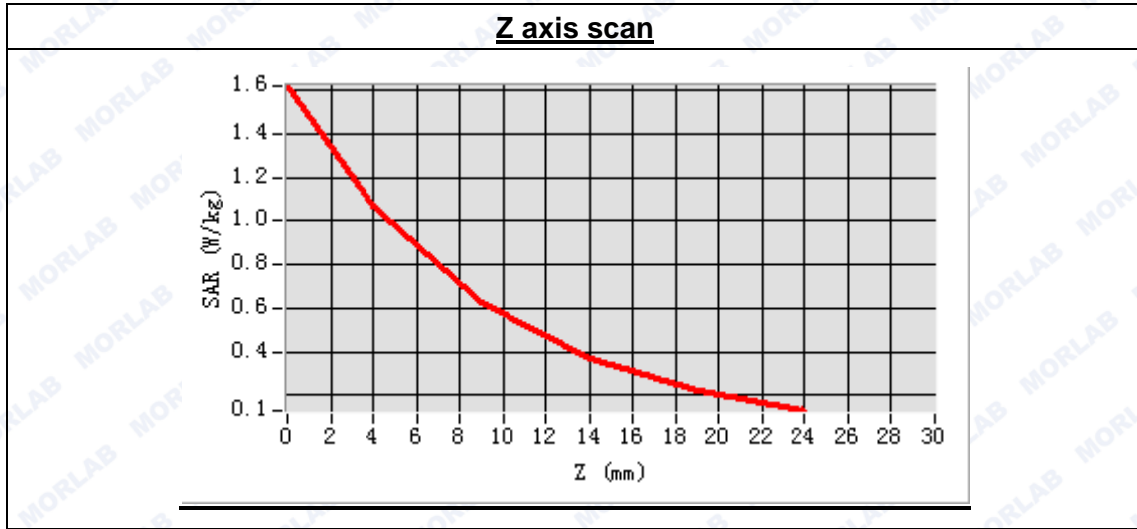




Maximum location: X=7.00, Y=24.00

SAR Peak: 1.63 W/kg

SAR 10g (W/Kg)	0.400364
SAR 1g (W/Kg)	0.975022



3D screen shot	Hot spot position



MEASUREMENT 38

Type: Phone measurement (Complete)
Area scan resolution: dx=8mm,dy=8mm
Zoom scan resolution: dx=5mm, dy=5mm, dz=5mm
Date of measurement: 2015.10.17
Measurement duration: 9 minutes 35 seconds

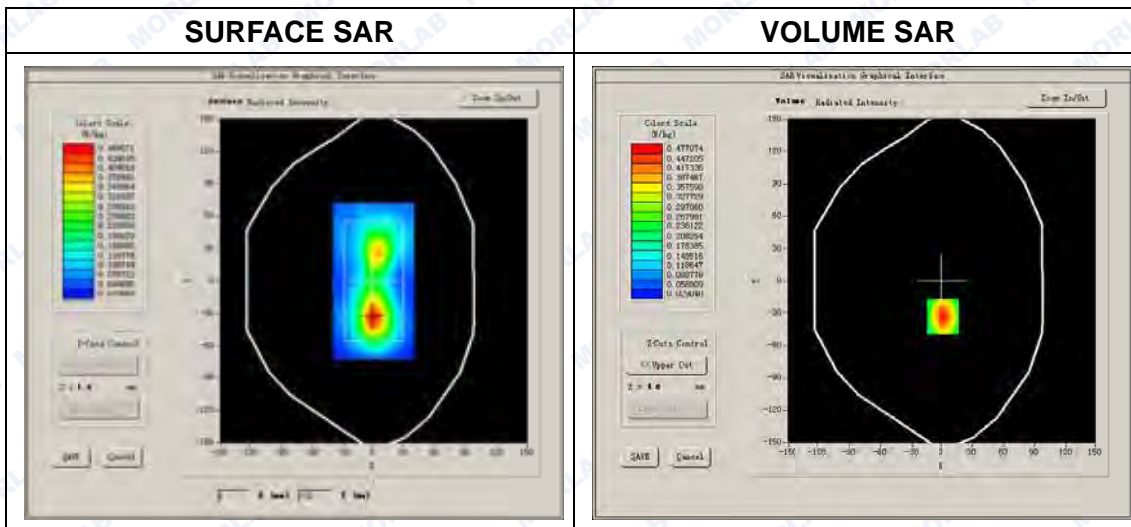
A. Experimental conditions.

Phantom File	surf_sam_plan.txt
Phantom	Flat Plane
Device Position	Body
Band	LTE Band 2
Channels	Middle
Signal	QPSK_20M_1RB offset 99

B. SAR Measurement Results

Middle Band SAR (Channel 18900):

Frequency (MHz)	1880.000000
Relative permittivity (real part)	53.561513
Conductivity (S/m)	1.468859
Power drift (%)	-3.890000
Ambient Temperature:	22.4°C
Liquid Temperature:	21.9°C
ConvF:	5.51
Crest factor:	1:1

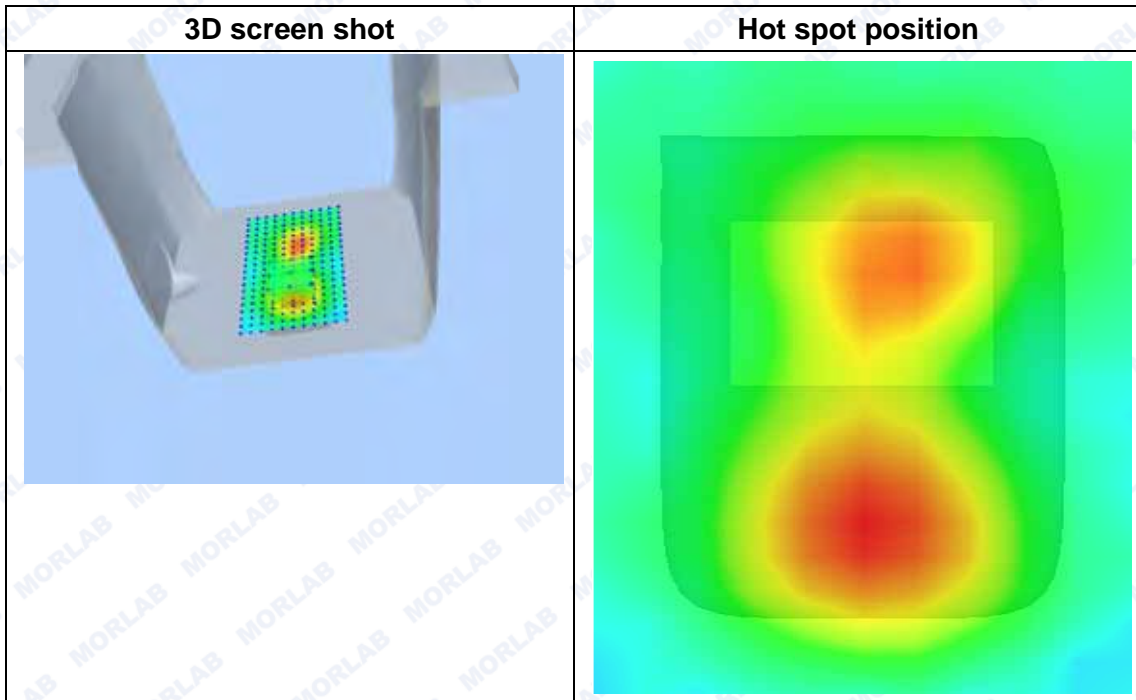
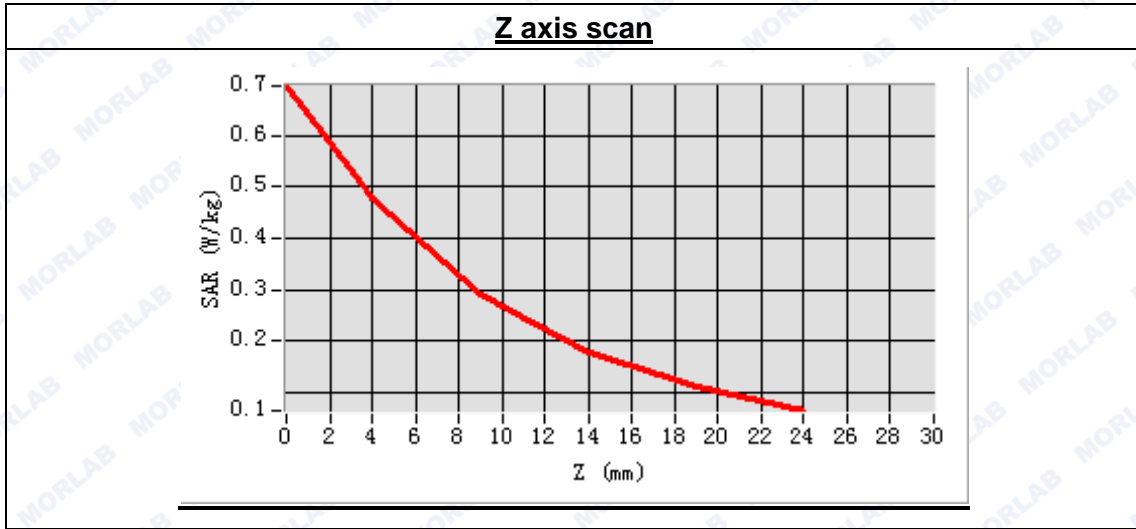




Maximum location: X=1.00, Y=-33.00

SAR Peak: 0.70 W/kg

SAR 10g (W/Kg)	0.257383
SAR 1g (W/Kg)	0.446761





MEASUREMENT 39

Type: Phone measurement (Complete)
 Area scan resolution: dx=8mm,dy=8mm
 Zoom scan resolution: dx=5mm, dy=5mm, dz=5mm
 Date of measurement: 2015.10.17
 Measurement duration: 9 minutes 35 seconds

A. Experimental conditions.

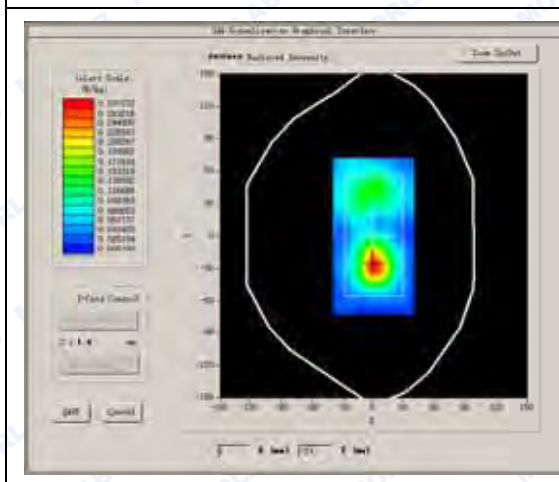
Phantom File	surf_sam_plan.txt
Phantom	Flat Plane
Device Position	Body
Band	LTE Band 2
Channels	Middle
Signal	QPSK_20M_1RB offset 99

B. SAR Measurement Results

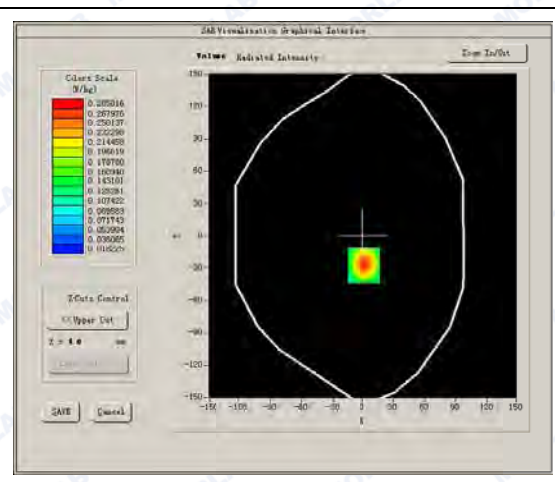
Middle Band SAR (Channel 18900):

Frequency (MHz)	1880.000000
Relative permittivity (real part)	53.561513
Conductivity (S/m)	1.468859
Power drift (%)	-3.890000
Ambient Temperature:	22.4°C
Liquid Temperature:	21.9°C
ConvF:	5.51
Crest factor:	1:1

SURFACE SAR



VOLUME SAR

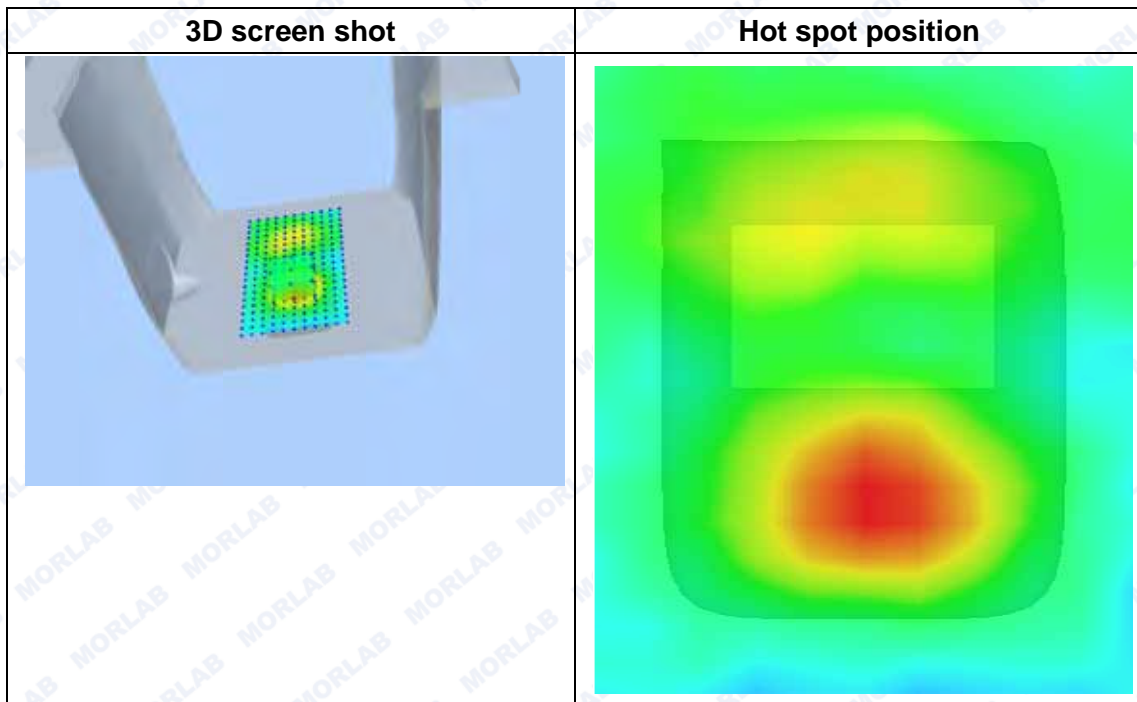
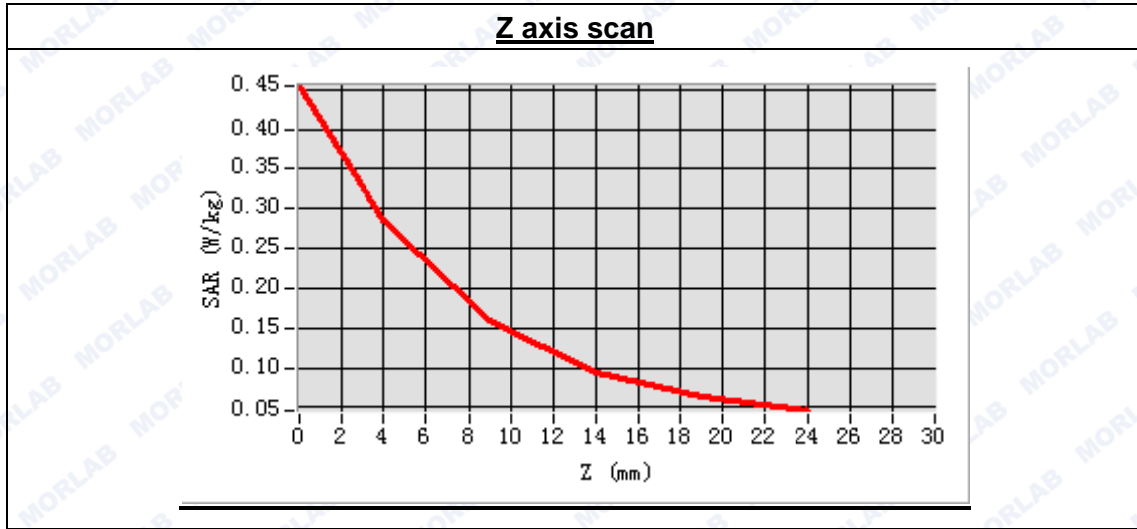




Maximum location: X=1.00, Y=-27.00

SAR Peak: 0.45 W/kg

SAR 10g (W/Kg)	0.148133
SAR 1g (W/Kg)	0.268082





MEASUREMENT 40

Type: Phone measurement (Complete)
 Area scan resolution: dx=8mm,dy=8mm
 Zoom scan resolution: dx=5mm, dy=5mm, dz=5mm
 Date of measurement: 2015.10.17
 Measurement duration: 9 minutes 35 seconds

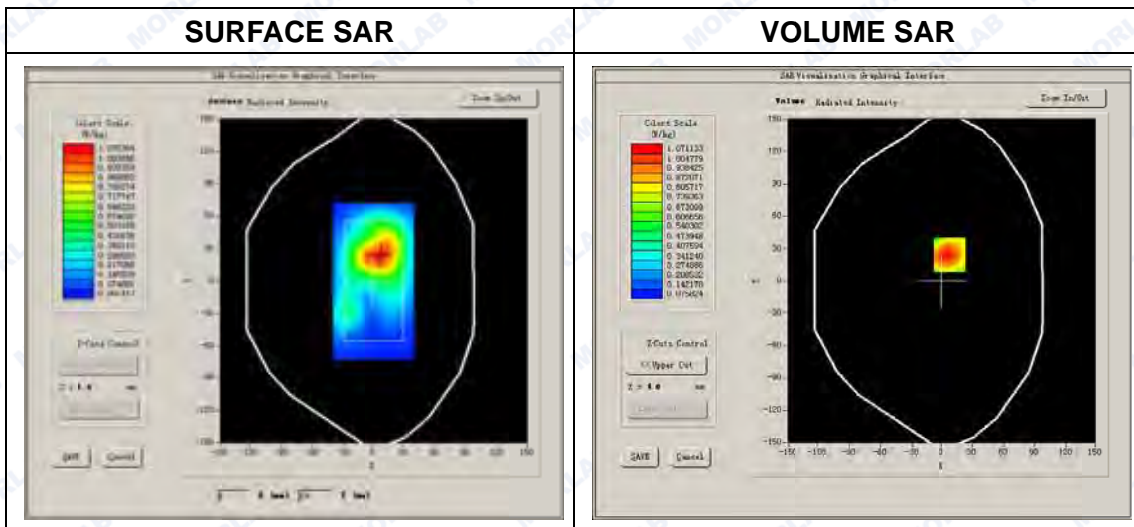
A. Experimental conditions.

Phantom File	surf_sam_plan.txt
Phantom	Flat Plane
Device Position	Body
Band	LTE Band 2
Channels	High
Signal	QPSK_20M_50RB offset 99

B. SAR Measurement Results

High Band SAR (Channel 19100):

Frequency (MHz)	1899.500000
Relative permittivity (real part)	53.561513
Conductivity (S/m)	1.468859
Power drift (%)	-3.890000
Ambient Temperature:	22.4°C
Liquid Temperature:	21.9°C
ConvF:	5.51
Crest factor:	1:1

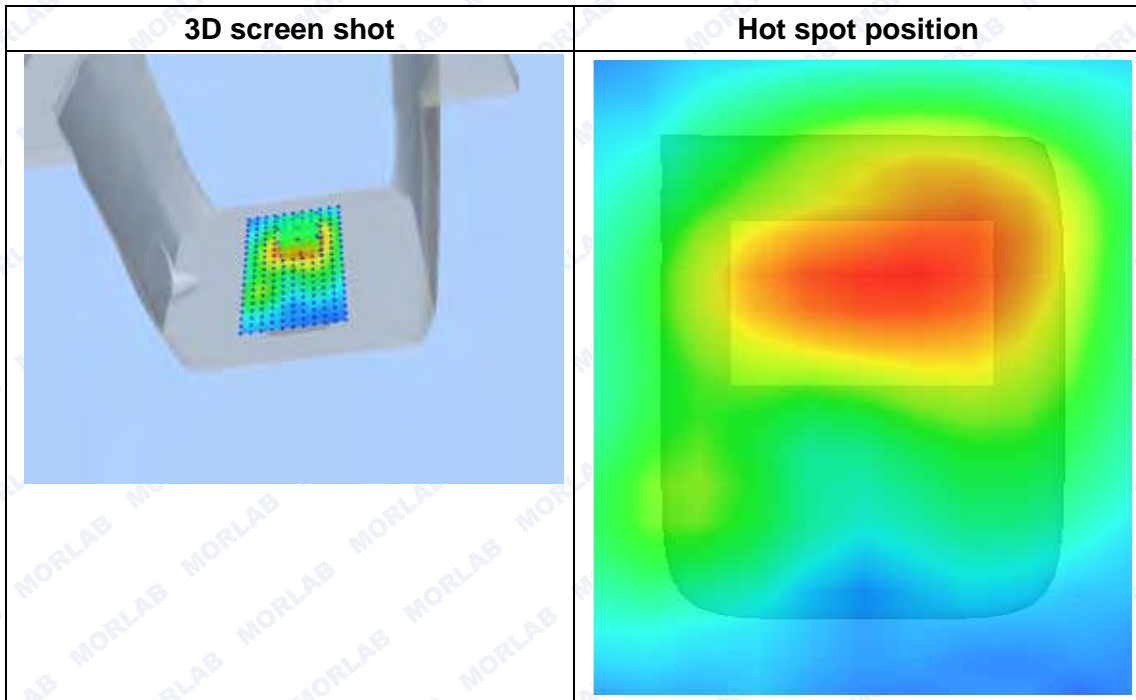
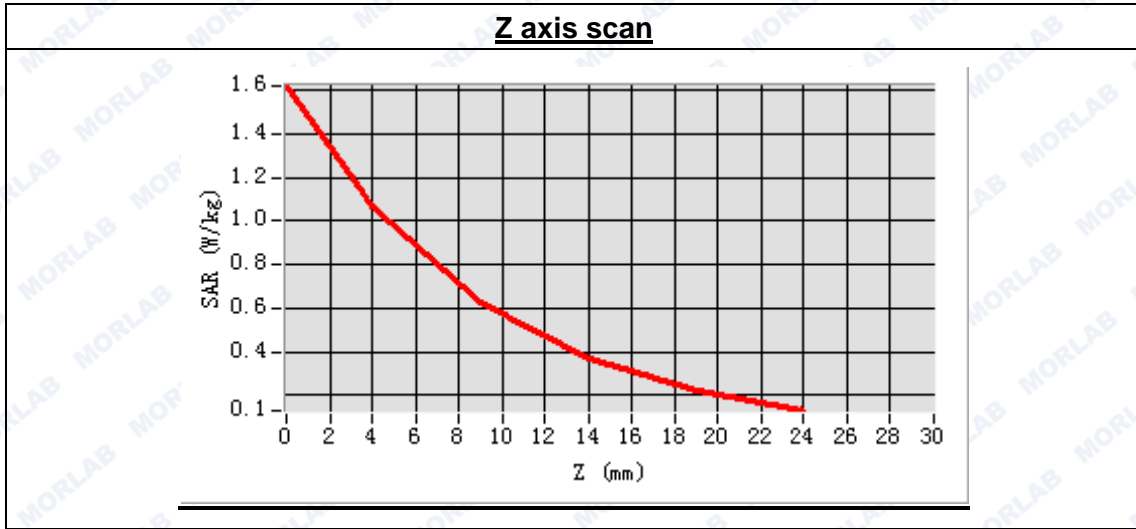




Maximum location: X=7.00, Y=24.00

SAR Peak: 1.63 W/kg

SAR 10g (W/Kg)	0.300364
SAR 1g (W/Kg)	0.689113





MEASUREMENT 41

Type: Phone measurement (Complete)
 Area scan resolution: dx=8mm,dy=8mm
 Zoom scan resolution: dx=5mm, dy=5mm, dz=5mm
 Date of measurement: 2015.10.17
 Measurement duration: 9 minutes 35 seconds

A. Experimental conditions.

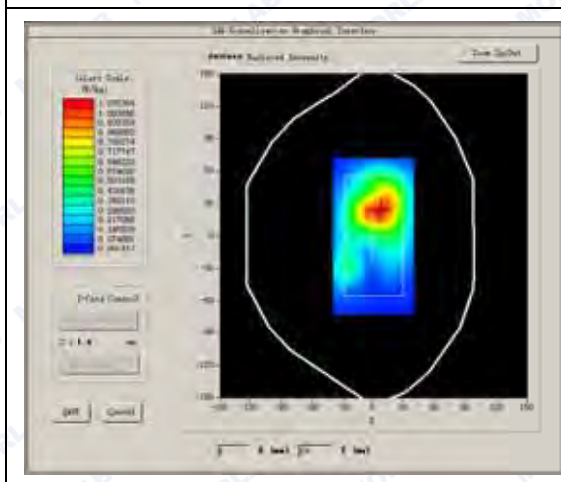
Phantom File	surf_sam_plan.txt
Phantom	Flat Plane
Device Position	Body
Band	LTE Band 2
Channels	High
Signal	QPSK_20M_50RB offset 99

B. SAR Measurement Results

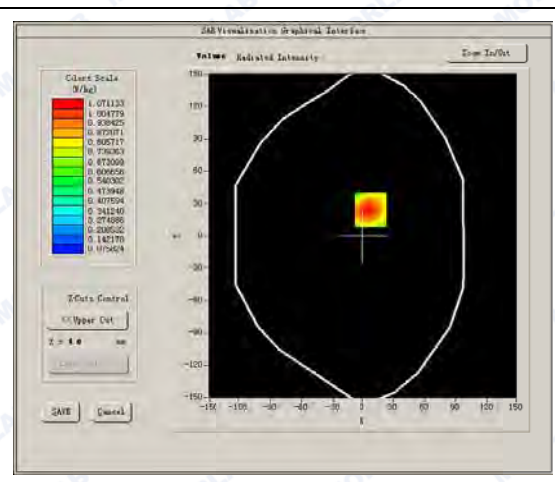
High Band SAR (Channel 19100):

Frequency (MHz)	1899.500000
Relative permittivity (real part)	53.561513
Conductivity (S/m)	1.468859
Power drift (%)	-3.890000
Ambient Temperature:	22.4°C
Liquid Temperature:	21.9°C
ConvF:	5.51
Crest factor:	1:1

SURFACE SAR



VOLUME SAR

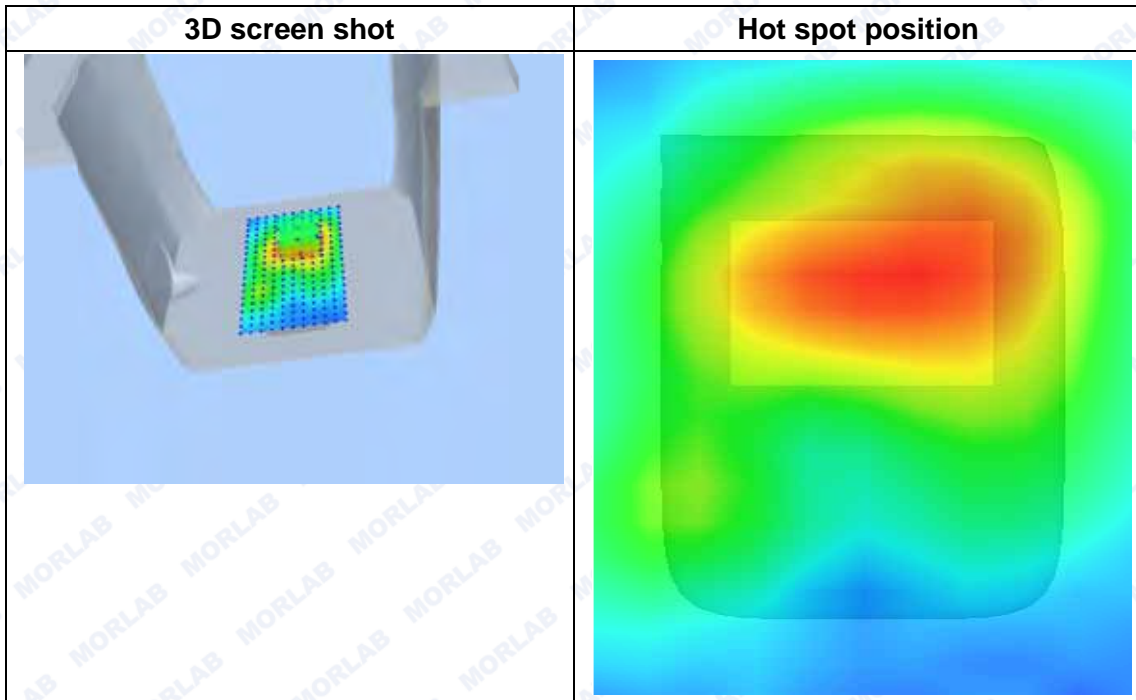
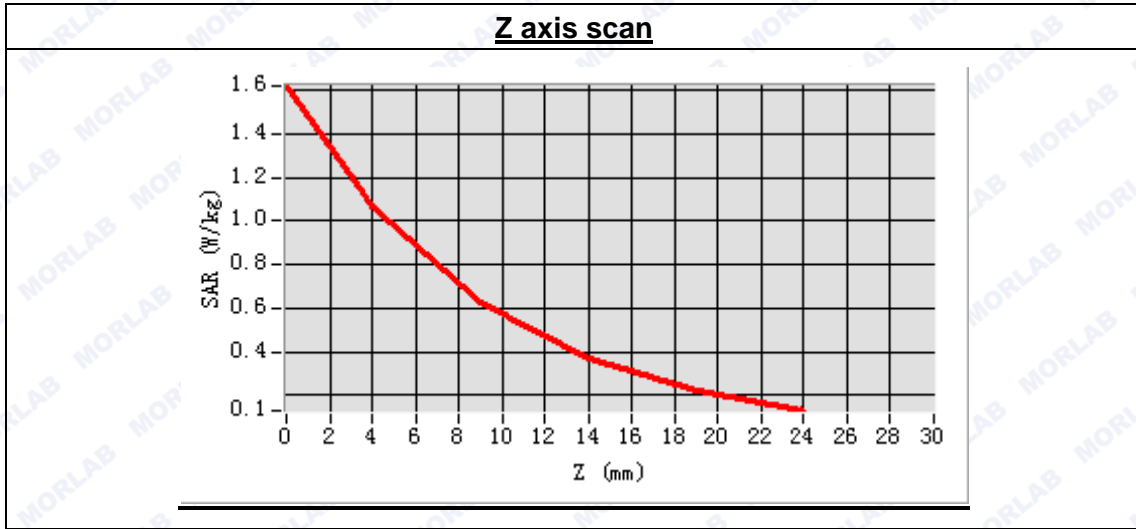




Maximum location: X=7.00, Y=24.00

SAR Peak: 1.63 W/kg

SAR 10g (W/Kg)	0.390164
SAR 1g (W/Kg)	0.701022





MEASUREMENT 42

Type: Phone measurement (Complete)
 Area scan resolution: dx=8mm,dy=8mm
 Zoom scan resolution: dx=5mm, dy=5mm, dz=5mm
 Date of measurement: 2015.10.17
 Measurement duration: 9 minutes 35 seconds

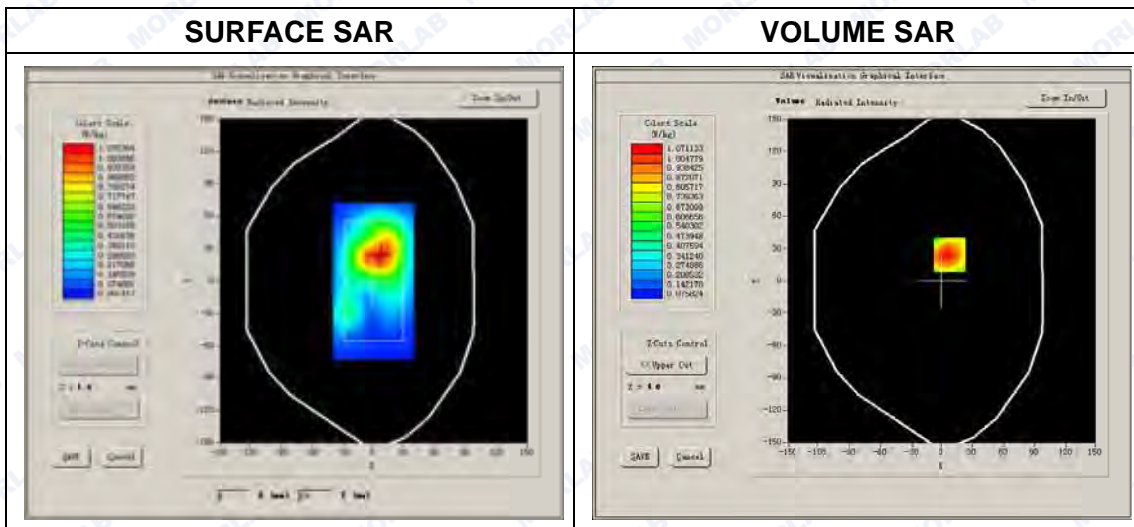
A. Experimental conditions.

Phantom File	surf_sam_plan.txt
Phantom	Flat Plane
Device Position	Body
Band	LTE Band 2
Channels	High
Signal	QPSK_20M_50RB offset 99

B. SAR Measurement Results

High Band SAR (Channel 19100):

Frequency (MHz)	1899.500000
Relative permittivity (real part)	53.561513
Conductivity (S/m)	1.468859
Power drift (%)	-3.890000
Ambient Temperature:	22.4°C
Liquid Temperature:	21.9°C
ConvF:	5.51
Crest factor:	1:1

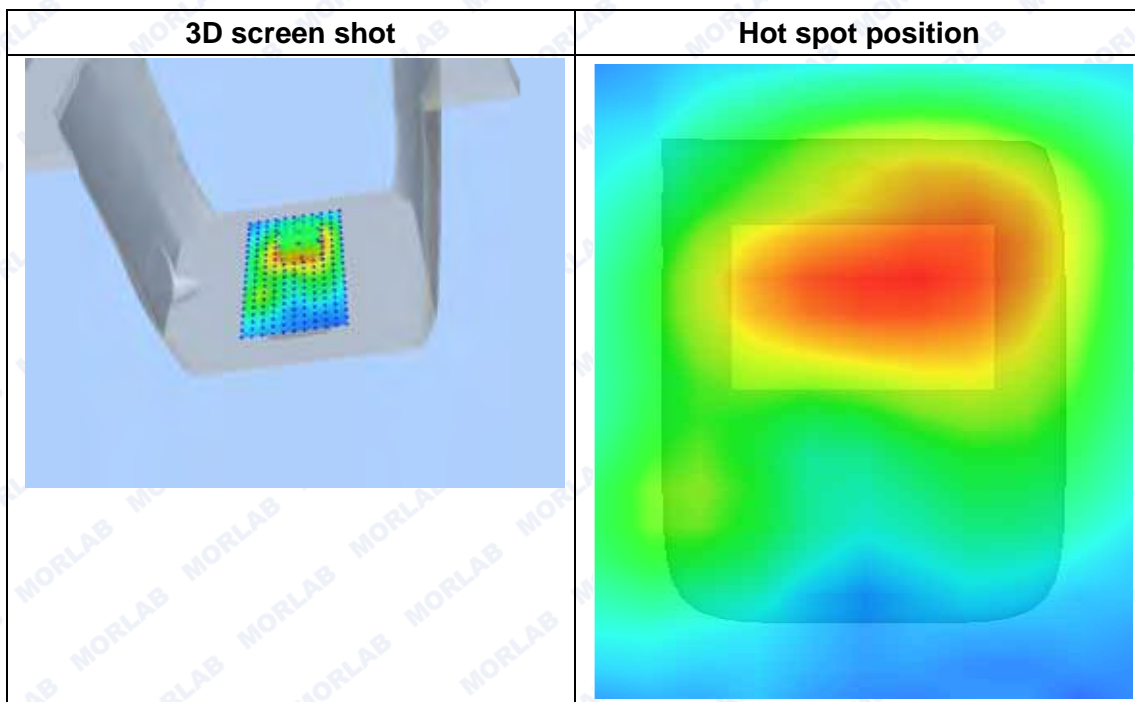
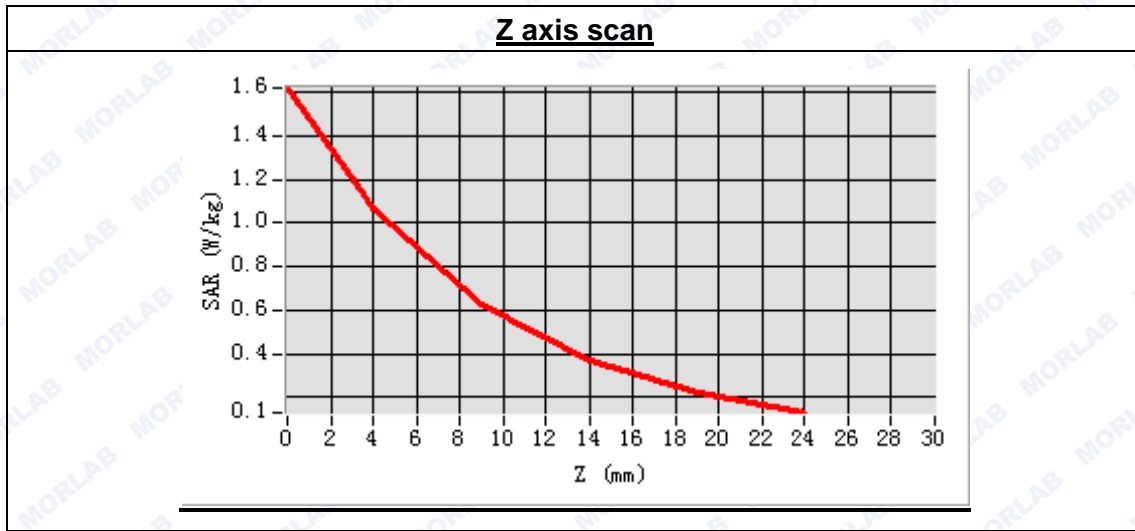




Maximum location: X=7.00, Y=24.00

SAR Peak: 1.63 W/kg

SAR 10g (W/Kg)	0.410254
SAR 1g (W/Kg)	0.754522





MEASUREMENT 43

Type: Phone measurement (Complete)
 Area scan resolution: dx=8mm,dy=8mm
 Zoom scan resolution: dx=5mm, dy=5mm, dz=5mm
 Date of measurement: 2015.10.17
 Measurement duration: 9 minutes 35 seconds

A. Experimental conditions.

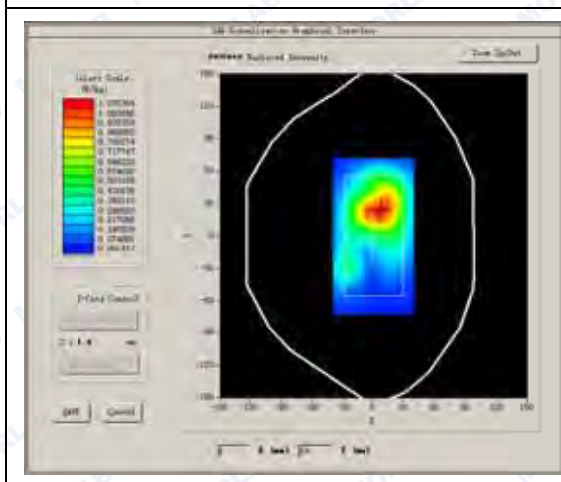
Phantom File	surf_sam_plan.txt
Phantom	Flat Plane
Device Position	Body
Band	LTE Band 2
Channels	High
Signal	QPSK_20M_50RB offset 99

B. SAR Measurement Results

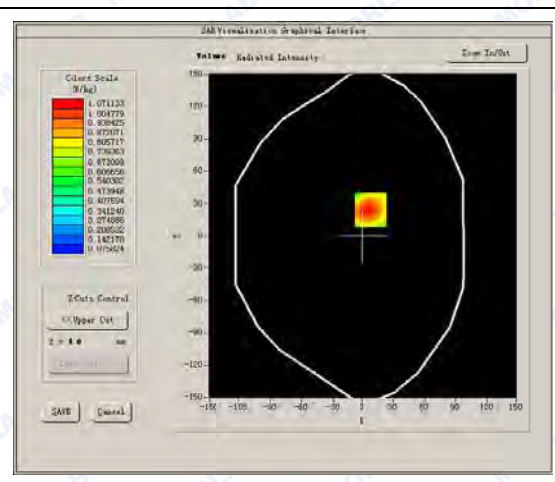
High Band SAR (Channel 19100):

Frequency (MHz)	1899.500000
Relative permittivity (real part)	53.561513
Conductivity (S/m)	1.468859
Power drift (%)	-3.890000
Ambient Temperature:	22.4°C
Liquid Temperature:	21.9°C
ConvF:	5.51
Crest factor:	1:1

SURFACE SAR



VOLUME SAR

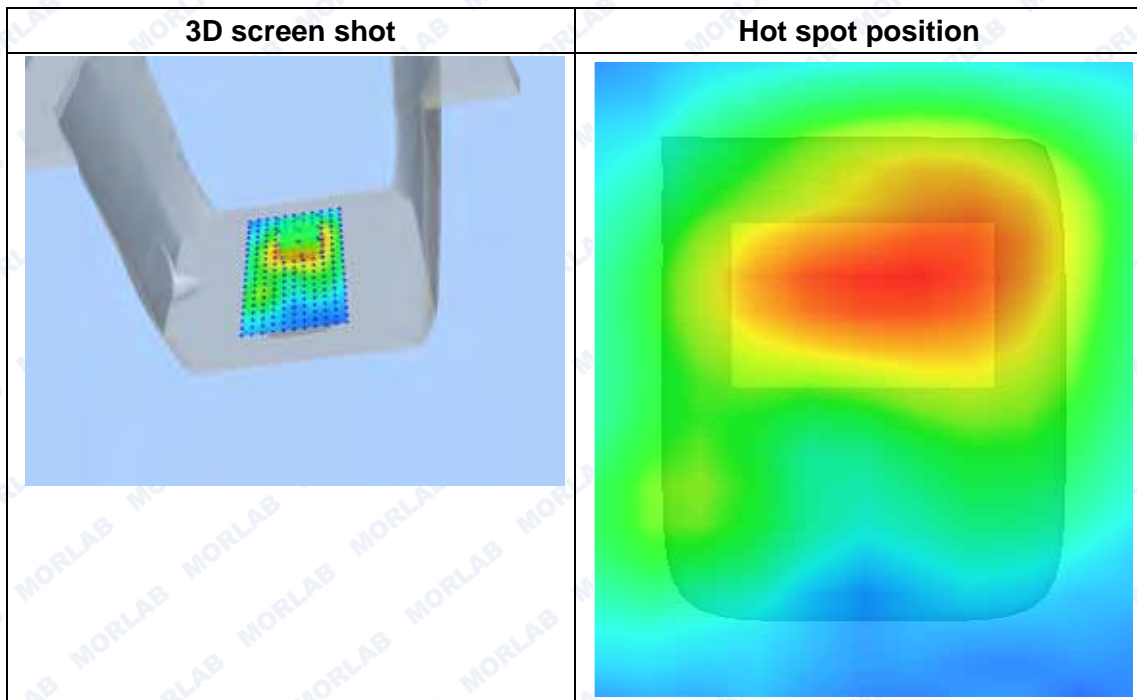
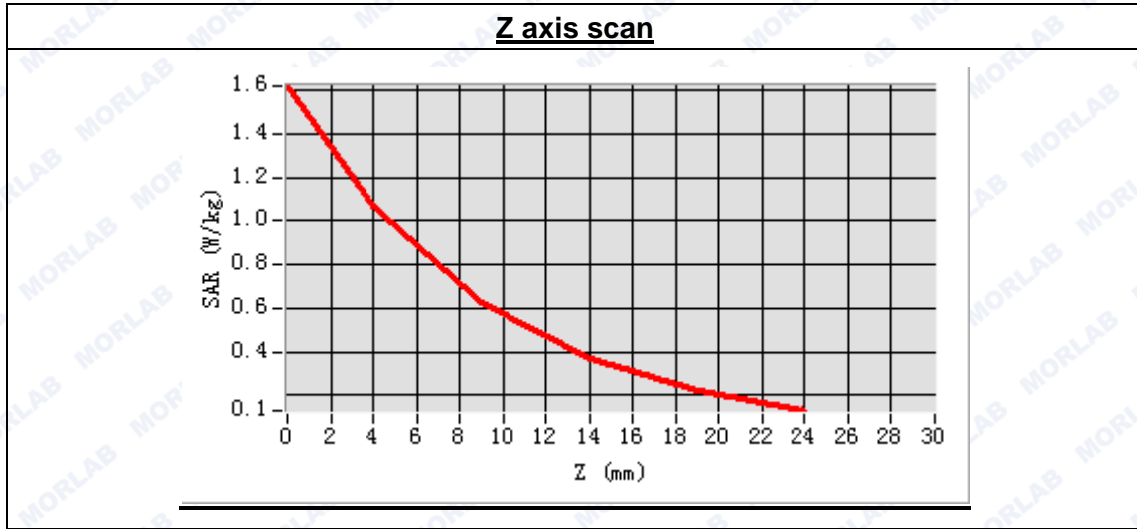




Maximum location: X=7.00, Y=24.00

SAR Peak: 1.63 W/kg

SAR 10g (W/Kg)	0.100258
SAR 1g (W/Kg)	0.349011





MEASUREMENT 44

Type: Phone measurement (Complete)
 Area scan resolution: dx=8mm,dy=8mm
 Zoom scan resolution: dx=5mm, dy=5mm, dz=5mm
 Date of measurement: 2015.10.17
 Measurement duration: 9 minutes 35 seconds

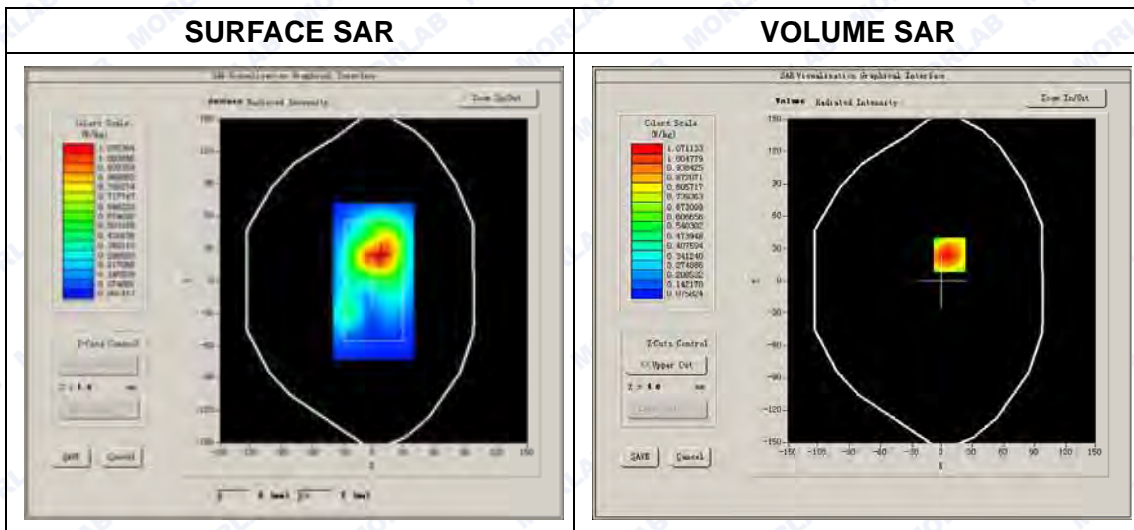
A. Experimental conditions.

Phantom File	surf_sam_plan.txt
Phantom	Flat Plane
Device Position	Body
Band	LTE Band 2
Channels	High
Signal	QPSK_20M_50RB offset 99

B. SAR Measurement Results

High Band SAR (Channel 19100):

Frequency (MHz)	1899.500000
Relative permittivity (real part)	53.561513
Conductivity (S/m)	1.468859
Power drift (%)	-3.890000
Ambient Temperature:	22.4°C
Liquid Temperature:	21.9°C
ConvF:	5.51
Crest factor:	1:1

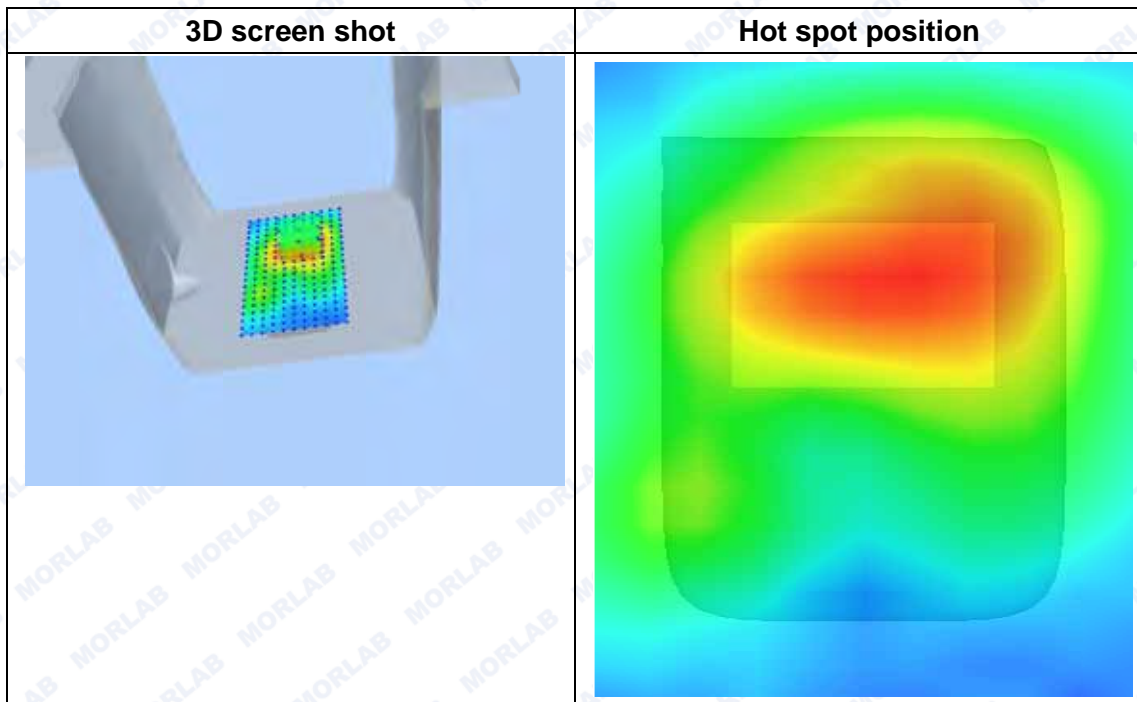
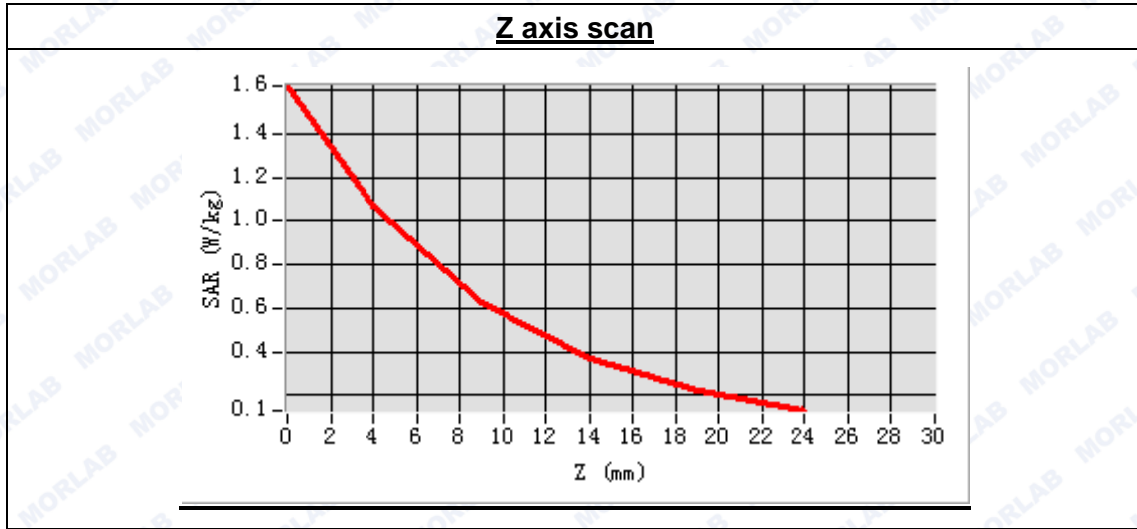




Maximum location: X=7.00, Y=24.00

SAR Peak: 1.63 W/kg

SAR 10g (W/Kg)	0.086464
SAR 1g (W/Kg)	0.184443





MEASUREMENT 45

Type: Phone measurement (Complete)
 Area scan resolution: dx=8mm,dy=8mm
 Zoom scan resolution: dx=5mm, dy=5mm, dz=5mm
 Date of measurement: 2015.10.17
 Measurement duration: 9 minutes 35 seconds

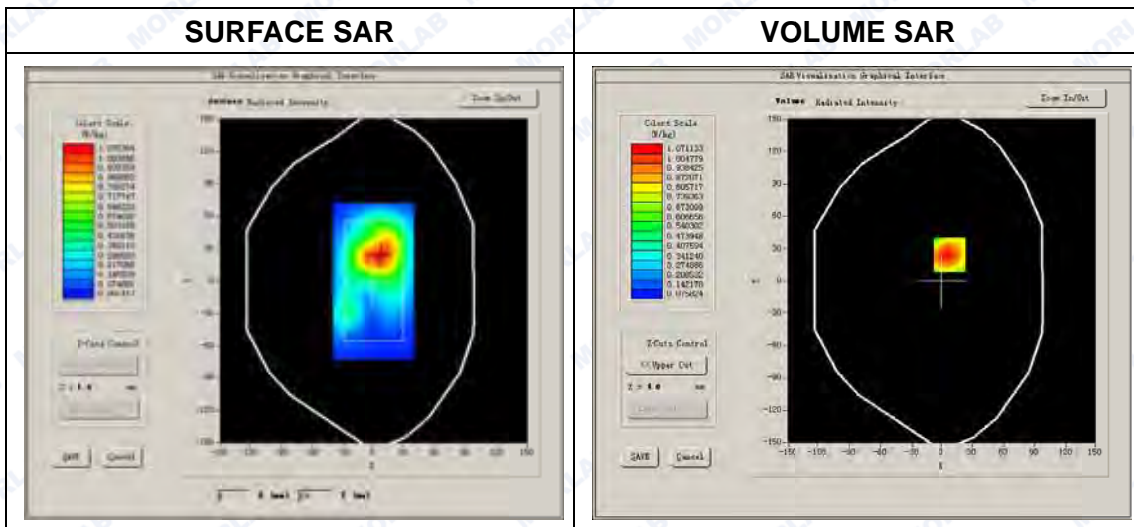
A. Experimental conditions.

Phantom File	surf_sam_plan.txt
Phantom	Flat Plane
Device Position	Body
Band	LTE Band 2
Channels	Middle
Signal	QPSK_20M_50RB offset 99

B. SAR Measurement Results

Middle Band SAR (Channel 18900):

Frequency (MHz)	1880.000000
Relative permittivity (real part)	53.561513
Conductivity (S/m)	1.468859
Power drift (%)	-3.890000
Ambient Temperature:	22.4°C
Liquid Temperature:	21.9°C
ConvF:	5.51
Crest factor:	1:1

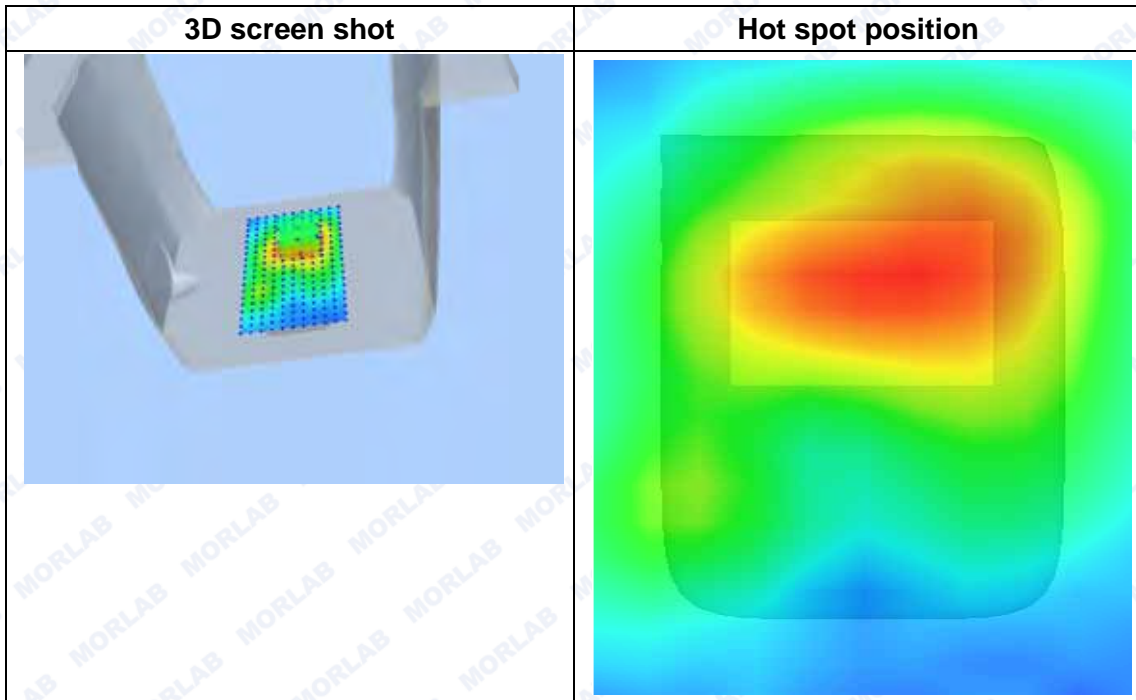
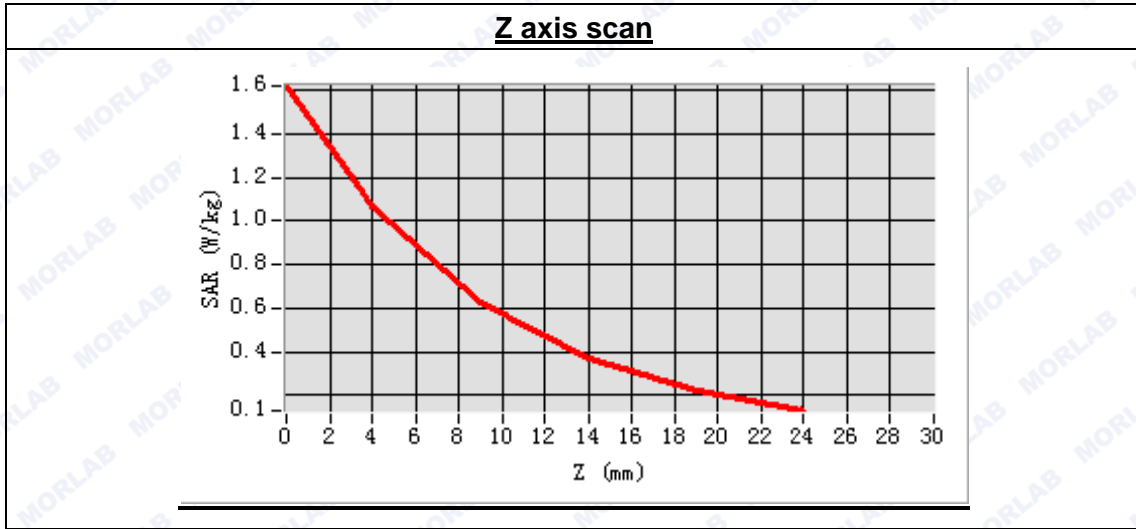




Maximum location: X=7.00, Y=24.00

SAR Peak: 1.63 W/kg

SAR 10g (W/Kg)	0.437673
SAR 1g (W/Kg)	0.706485





MEASUREMENT 46

Type: Phone measurement (Complete)
 Area scan resolution: dx=8mm,dy=8mm
 Zoom scan resolution: dx=5mm, dy=5mm, dz=5mm
 Date of measurement: 2015.10.17
 Measurement duration: 9 minutes 35 seconds

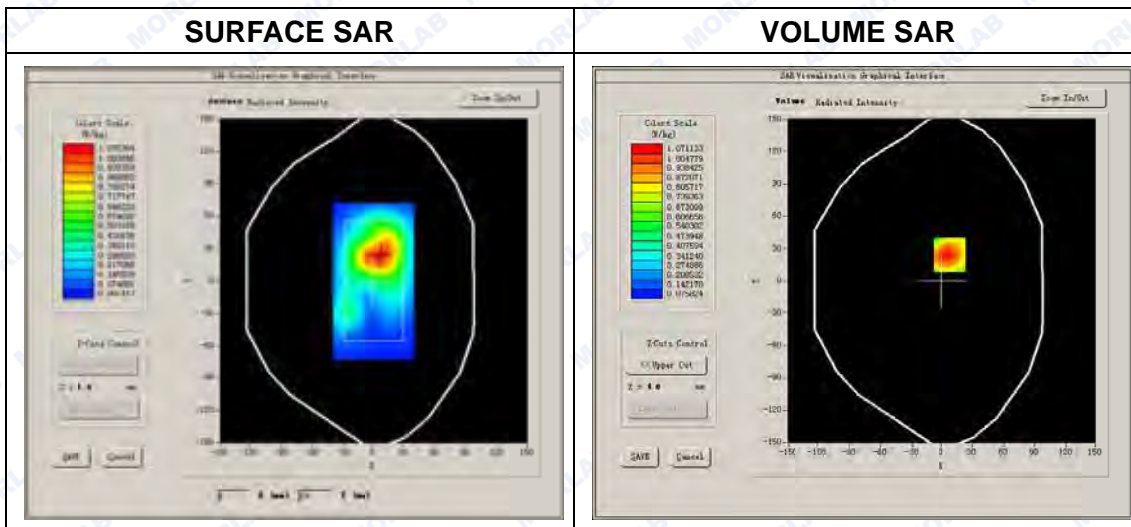
A. Experimental conditions.

Phantom File	surf_sam_plan.txt
Phantom	Flat Plane
Device Position	Body
Band	LTE Band 2
Channels	Middle
Signal	QPSK_20M_50RB offset 99

B. SAR Measurement Results

Middle Band SAR (Channel 18900):

Frequency (MHz)	1880.000000
Relative permittivity (real part)	53.561513
Conductivity (S/m)	1.468859
Power drift (%)	-3.890000
Ambient Temperature:	22.4°C
Liquid Temperature:	21.9°C
ConvF:	5.51
Crest factor:	1:1

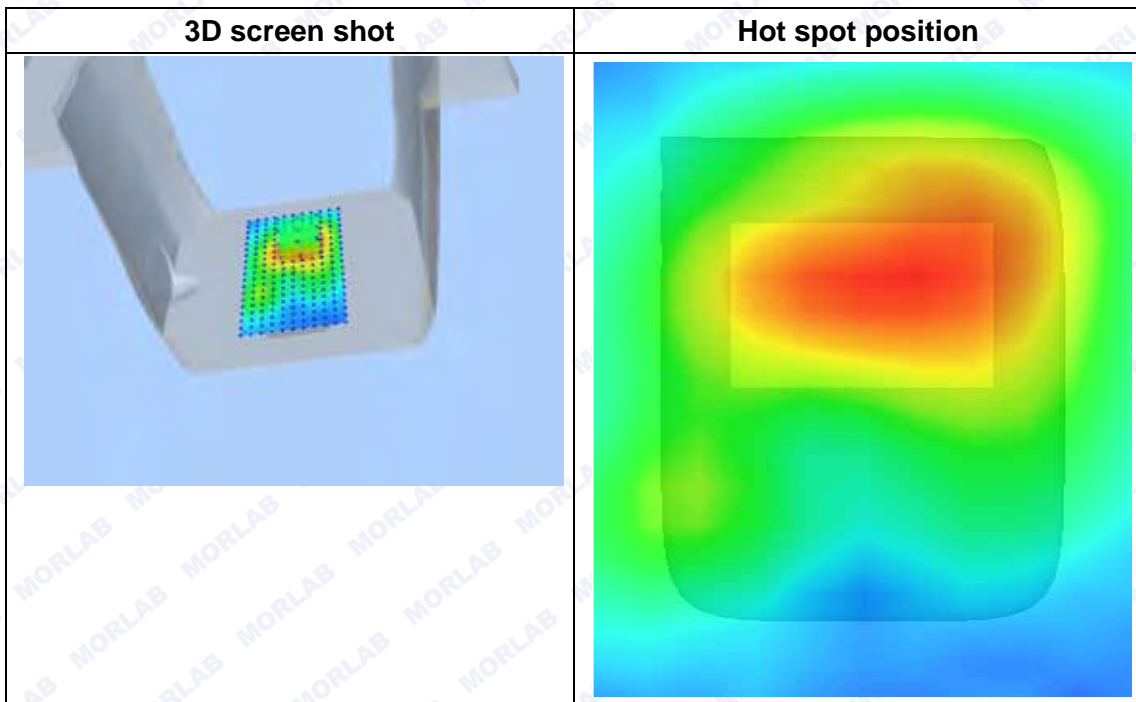
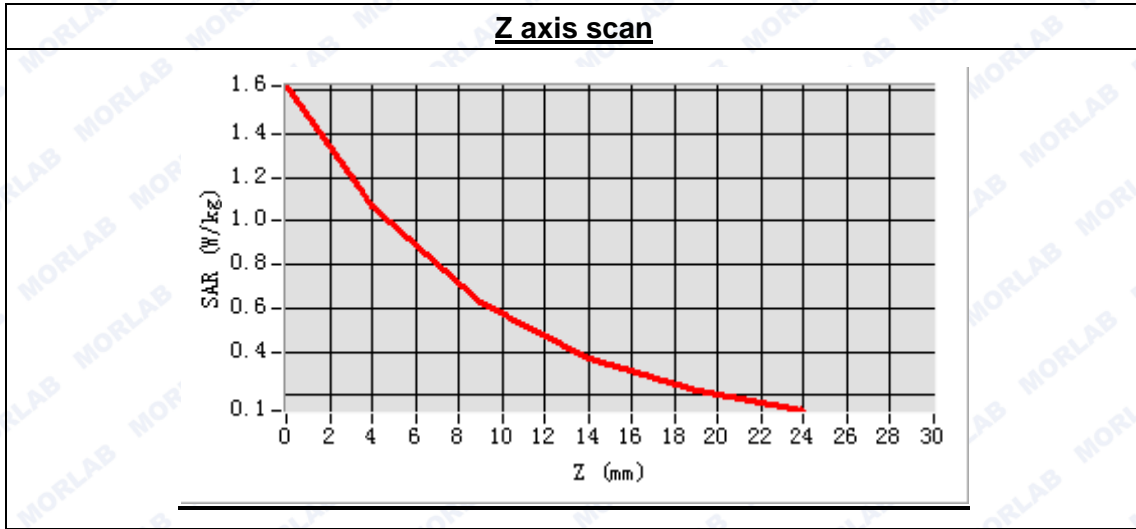




Maximum location: X=7.00, Y=24.00

SAR Peak: 1.63 W/kg

SAR 10g (W/Kg)	0.443813
SAR 1g (W/Kg)	0.728112





MEASUREMENT 47

Type: Phone measurement (Complete)
 Area scan resolution: dx=8mm,dy=8mm
 Zoom scan resolution: dx=5mm, dy=5mm, dz=5mm
 Date of measurement: 2015.10.17
 Measurement duration: 9 minutes 35 seconds

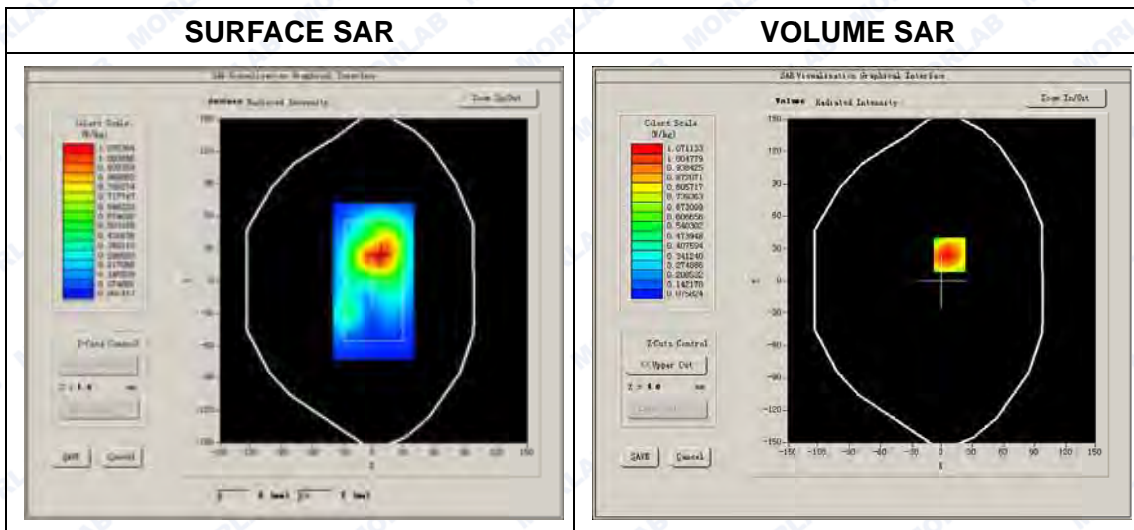
A. Experimental conditions.

Phantom File	surf_sam_plan.txt
Phantom	Flat Plane
Device Position	Body
Band	LTE Band 2
Channels	Middle
Signal	QPSK_20M_50RB offset 99

B. SAR Measurement Results

Middle Band SAR (Channel 18900):

Frequency (MHz)	1880.000000
Relative permittivity (real part)	53.561513
Conductivity (S/m)	1.468859
Power drift (%)	-3.890000
Ambient Temperature:	22.4°C
Liquid Temperature:	21.9°C
ConvF:	5.51
Crest factor:	1:1

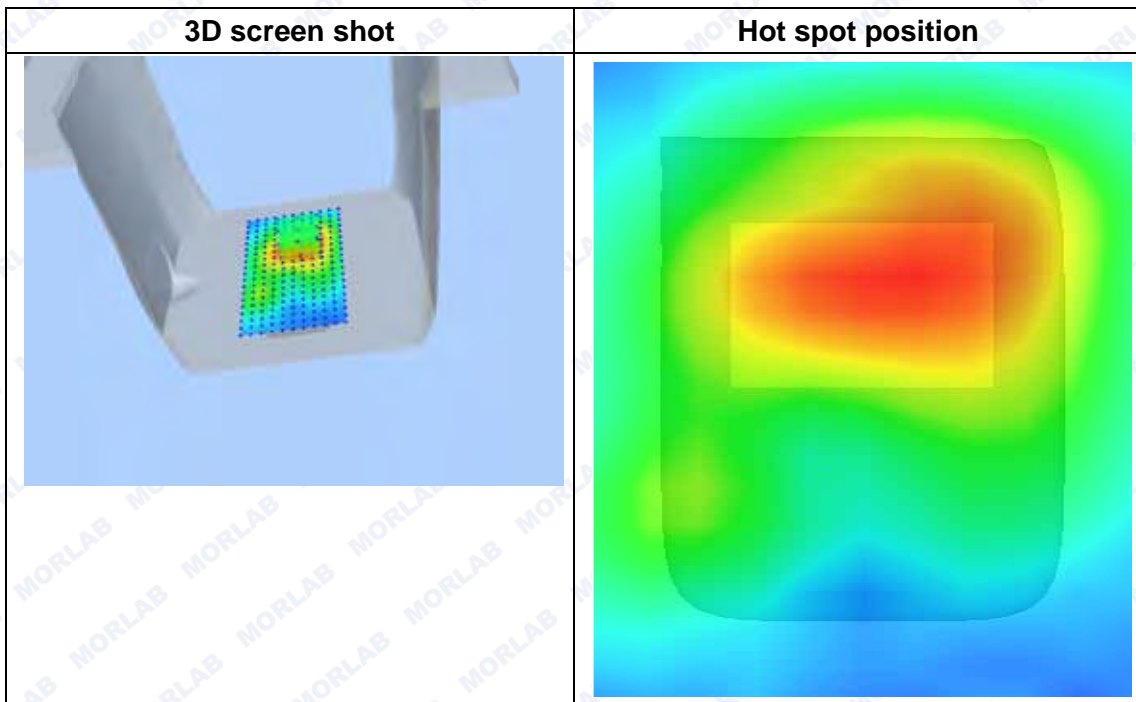
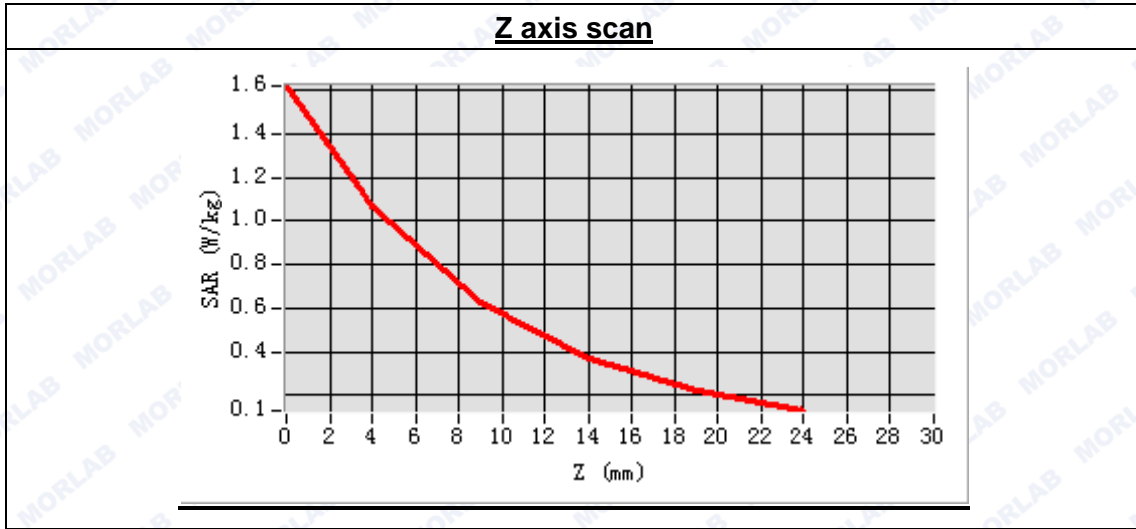




Maximum location: X=7.00, Y=24.00

SAR Peak: 1.63 W/kg

SAR 10g (W/Kg)	0.476938
SAR 1g (W/Kg)	0.853891





MEASUREMENT 48

Type: Phone measurement (Complete)
 Area scan resolution: dx=8mm,dy=8mm
 Zoom scan resolution: dx=5mm, dy=5mm, dz=5mm
 Date of measurement: 2015.10.17
 Measurement duration: 9 minutes 35 seconds

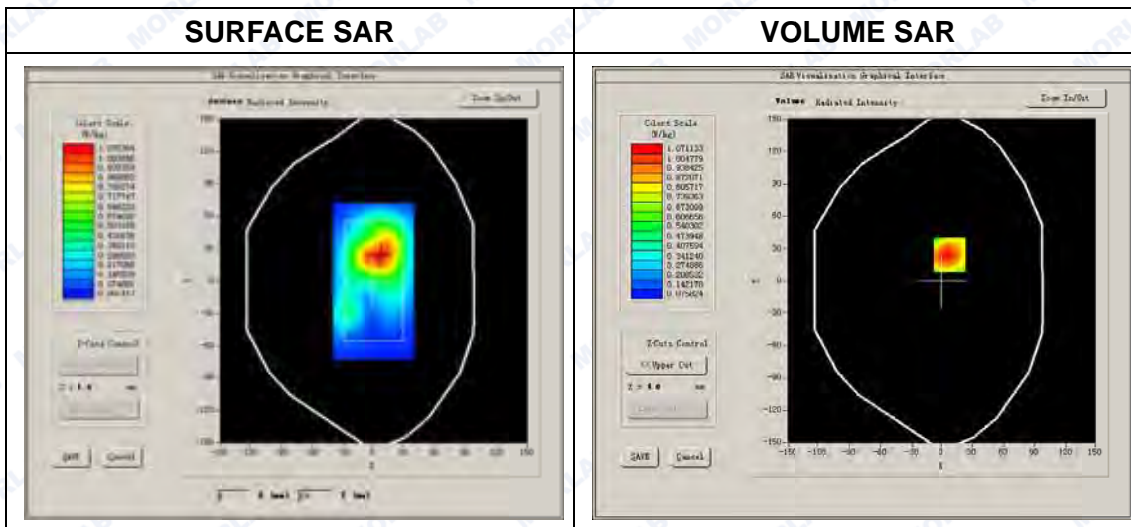
A. Experimental conditions.

Phantom File	surf_sam_plan.txt
Phantom	Flat Plane
Device Position	Body
Band	LTE Band 2
Channels	Middle
Signal	QPSK_20M_50RB offset 99

B. SAR Measurement Results

Middle Band SAR (Channel 18900):

Frequency (MHz)	1880.000000
Relative permittivity (real part)	53.561513
Conductivity (S/m)	1.468859
Power drift (%)	-3.890000
Ambient Temperature:	22.4°C
Liquid Temperature:	21.9°C
ConvF:	5.51
Crest factor:	1:1

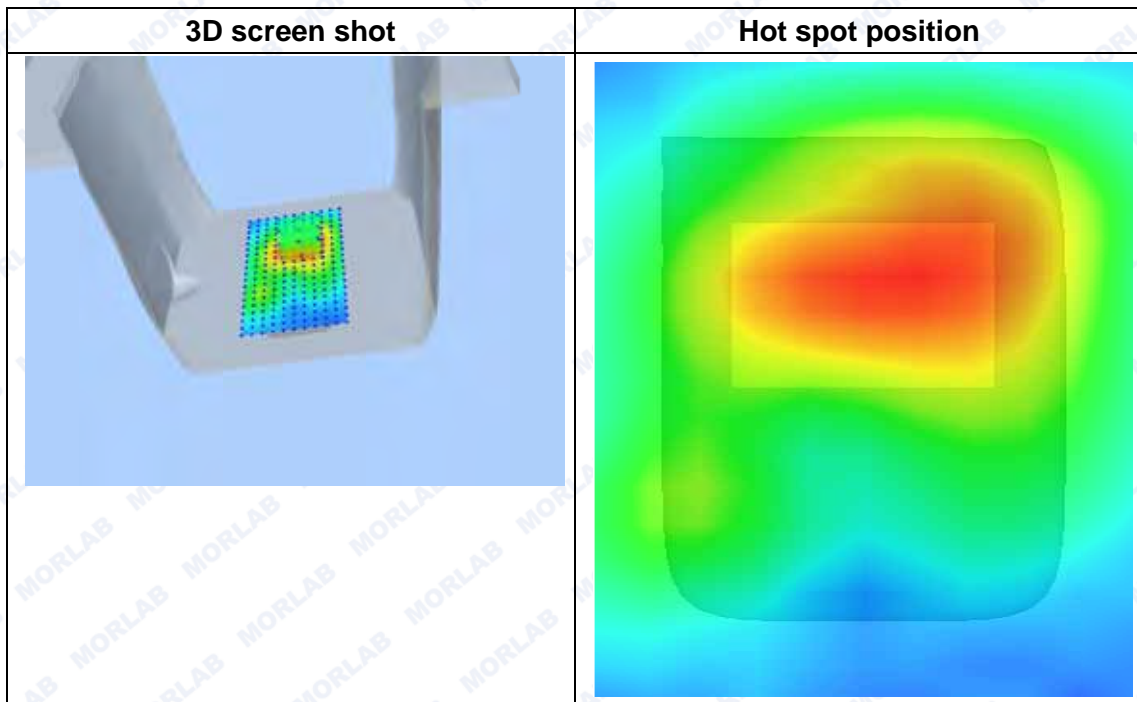
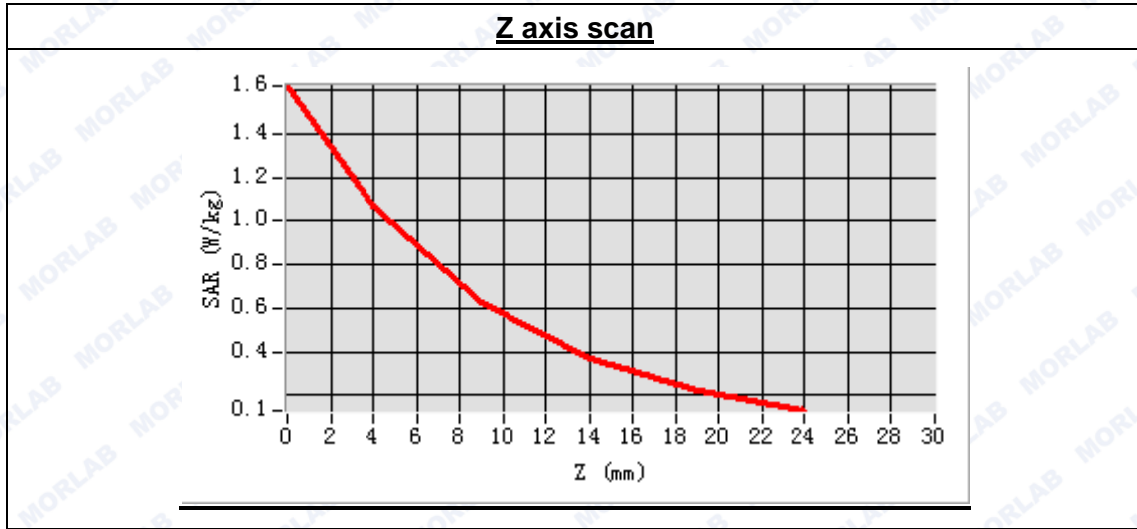




Maximum location: X=7.00, Y=24.00

SAR Peak: 1.63 W/kg

SAR 10g (W/Kg)	0.476938
SAR 1g (W/Kg)	0.706891





MEASUREMENT 49

Type: Phone measurement (Complete)
 Area scan resolution: dx=8mm,dy=8mm
 Zoom scan resolution: dx=5mm, dy=5mm, dz=5mm
 Date of measurement: 2015.10.17
 Measurement duration: 9 minutes 35 seconds

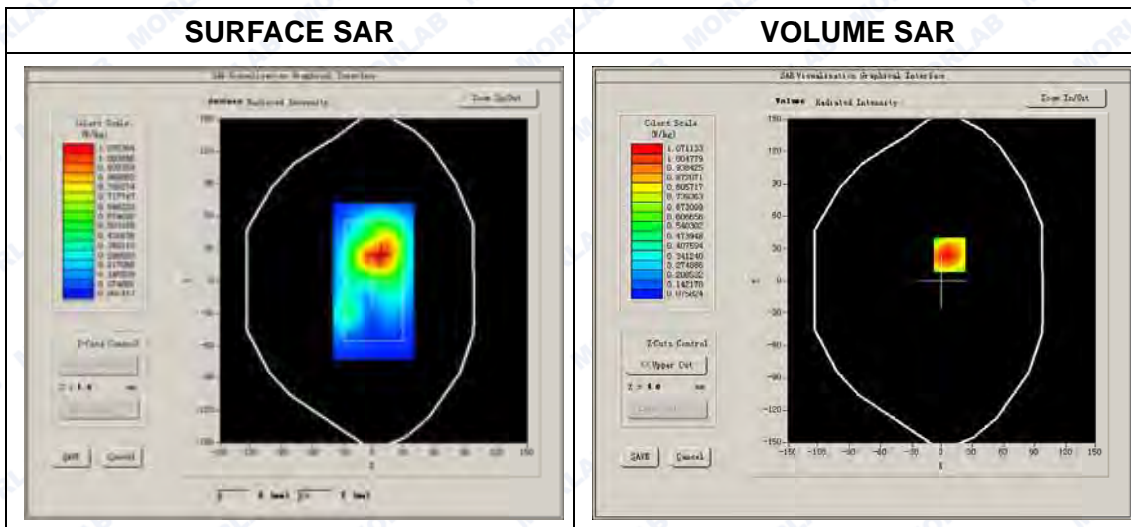
A. Experimental conditions.

Phantom File	surf_sam_plan.txt
Phantom	Flat Plane
Device Position	Body
Band	LTE Band 2
Channels	Middle
Signal	QPSK_20M_50RB offset 99

B. SAR Measurement Results

Middle Band SAR (Channel 18900):

Frequency (MHz)	1880.000000
Relative permittivity (real part)	53.561513
Conductivity (S/m)	1.468859
Power drift (%)	-3.890000
Ambient Temperature:	22.4°C
Liquid Temperature:	21.9°C
ConvF:	5.51
Crest factor:	1:1

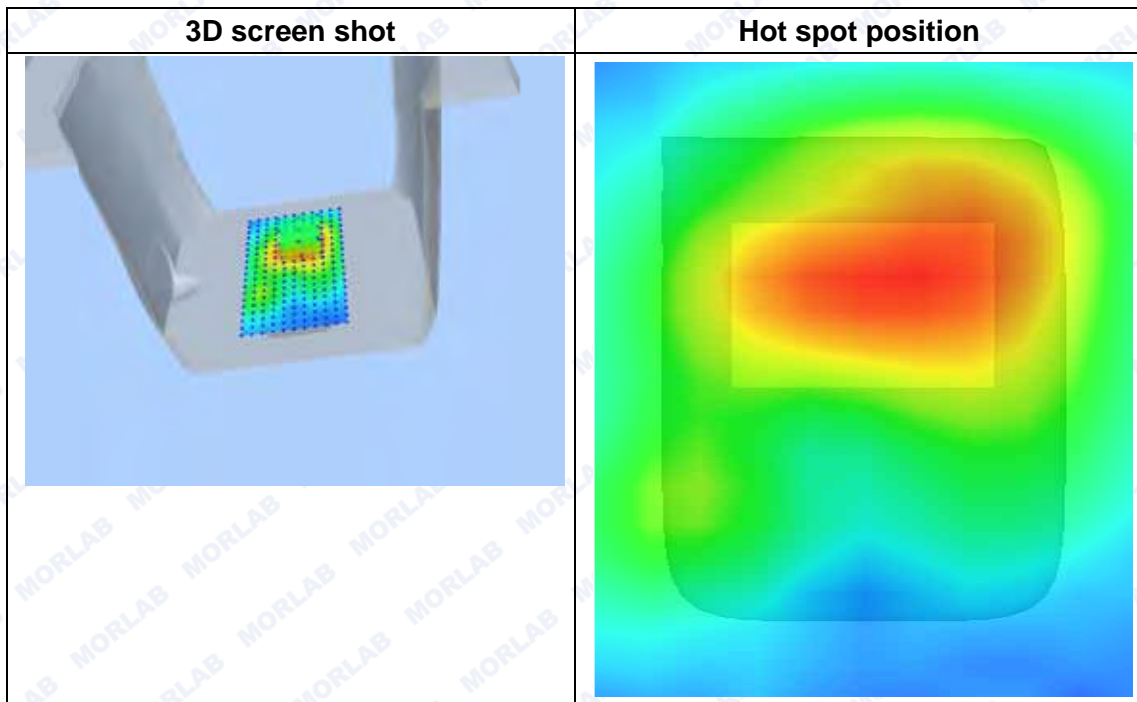
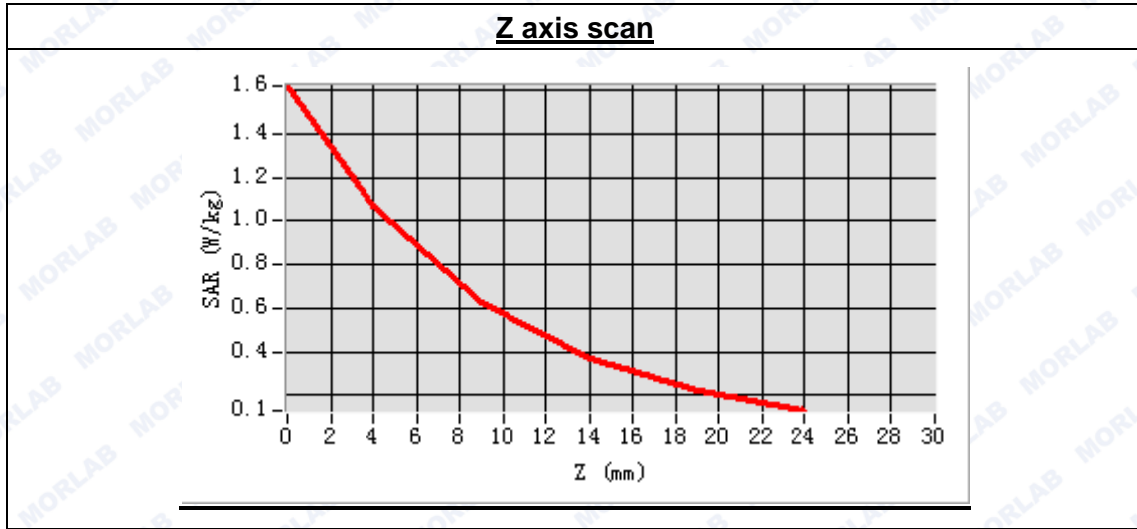




Maximum location: X=7.00, Y=24.00

SAR Peak: 1.63 W/kg

SAR 10g (W/Kg)	0.446938
SAR 1g (W/Kg)	0.728321





MEASUREMENT 50

Type: Phone measurement (Complete)
Area scan resolution: dx=8mm,dy=8mm
Zoom scan resolution: dx=5mm, dy=5mm, dz=5mm
Date of measurement: 2015.10.17
Measurement duration: 9 minutes 35 seconds

A. Experimental conditions.

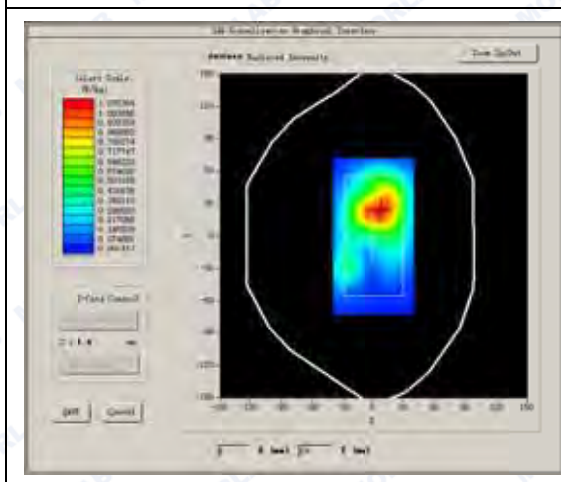
Phantom File	surf_sam_plan.txt
Phantom	Flat Plane
Device Position	Body
Band	LTE Band 2
Channels	Middle
Signal	QPSK_20M_50RB offset 99

B. SAR Measurement Results

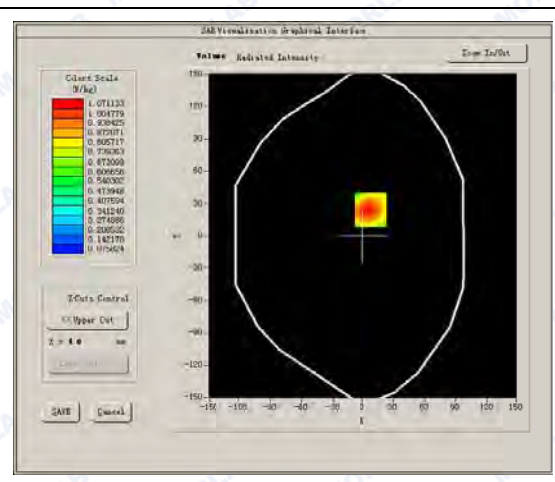
Middle Band SAR (Channel 18900):

Frequency (MHz)	1880.000000
Relative permittivity (real part)	53.561513
Conductivity (S/m)	1.468859
Power drift (%)	-3.890000
Ambient Temperature:	22.4°C
Liquid Temperature:	21.9°C
ConvF:	5.51
Crest factor:	1:1

SURFACE SAR



VOLUME SAR

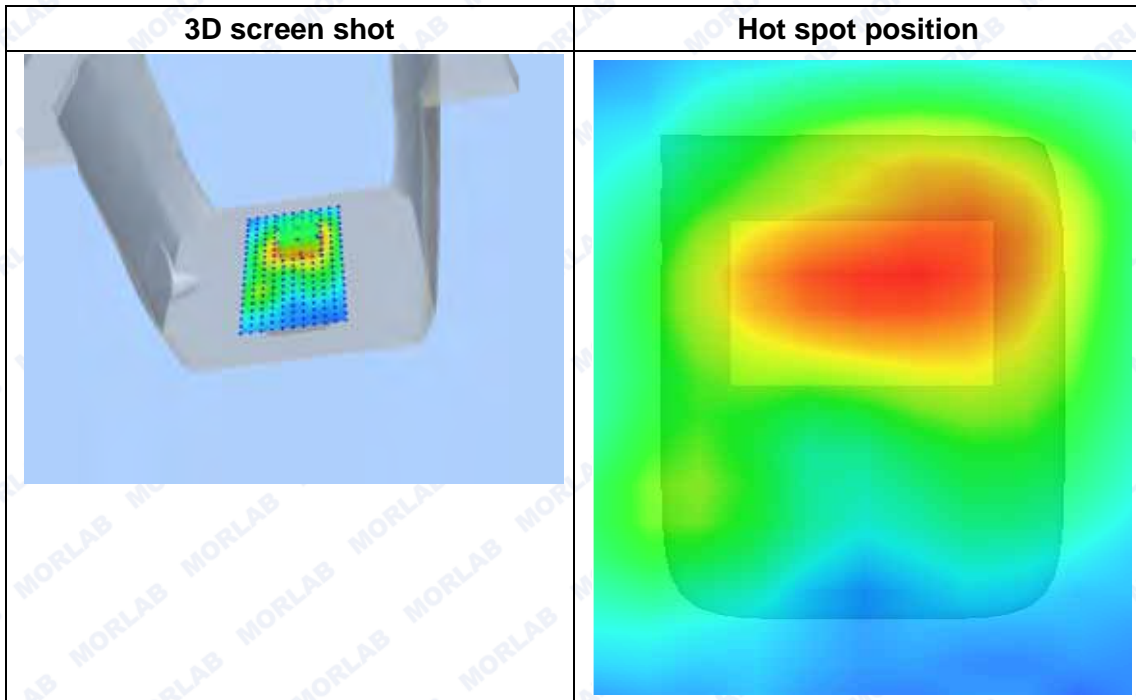
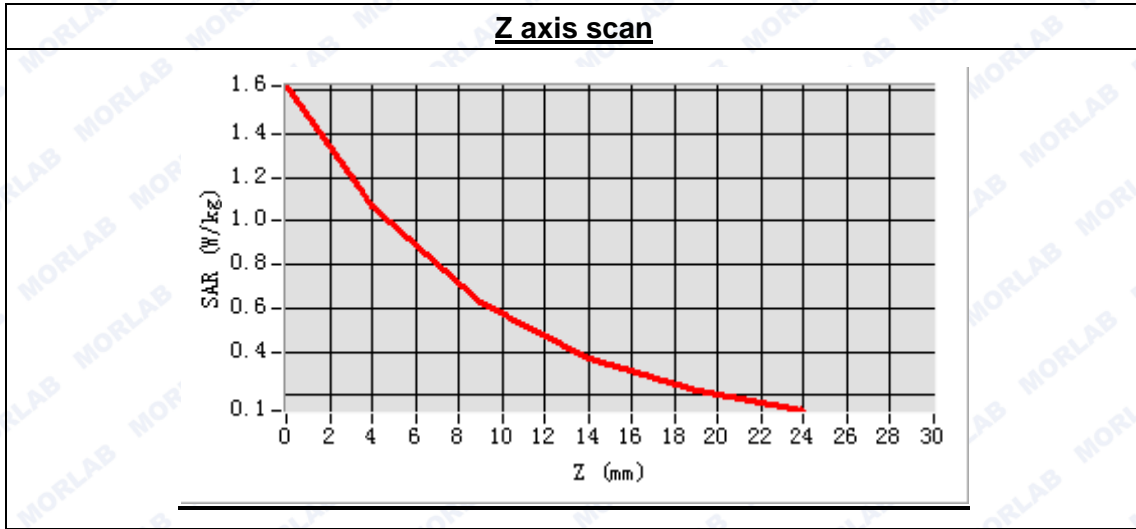




Maximum location: X=7.00, Y=24.00

SAR Peak: 1.63 W/kg

SAR 10g (W/Kg)	0.476938
SAR 1g (W/Kg)	0.853891





MEASUREMENT 51

Type: Phone measurement (Complete)
 Area scan resolution: dx=8mm,dy=8mm
 Zoom scan resolution: dx=5mm, dy=5mm, dz=5mm
 Date of measurement: 2015.10.16
 Measurement duration: 9 minutes 35 seconds

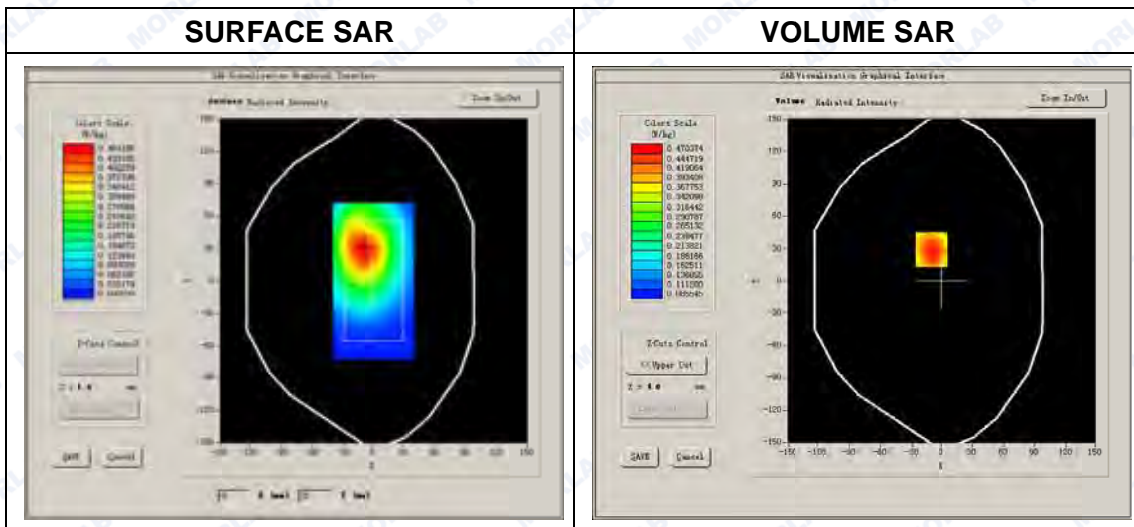
A. Experimental conditions.

Phantom File	surf_sam_plan.txt
Phantom	Flat Plane
Device Position	Body
Band	LTE Band 5
Channels	Low
Signal	QPSK_10M_1RB offset 0

B. SAR Measurement Results

Low Band SAR (Channel 20450):

Frequency (MHz)	829.000000
Relative permittivity (real part)	55.693058
Conductivity (S/m)	0.970859
Power drift (%)	-3.890000
Ambient Temperature:	22.4°C
Liquid Temperature:	21.9°C
ConvF:	5.51
Crest factor:	1:1

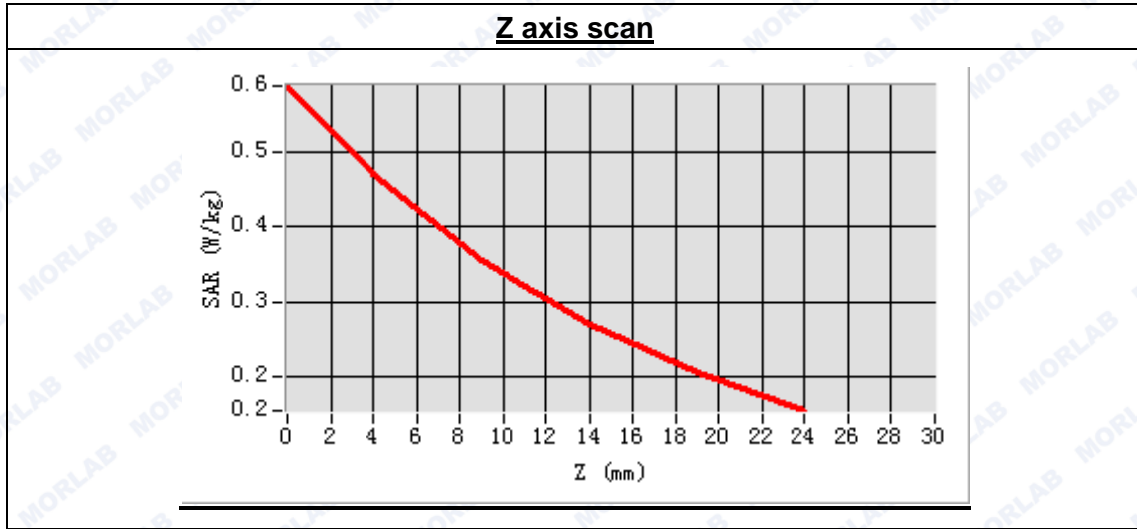




Maximum location: X=-10.00, Y=29.00

SAR Peak: 0.63 W/kg

SAR 10g (W/Kg)	0.353168
SAR 1g (W/Kg)	0.487618



3D screen shot	Hot spot position



MEASUREMENT 52

Type: Phone measurement (Complete)
Area scan resolution: dx=8mm,dy=8mm
Zoom scan resolution: dx=5mm, dy=5mm, dz=5mm
Date of measurement: 2015.10.16
Measurement duration: 9 minutes 35 seconds

A. Experimental conditions.

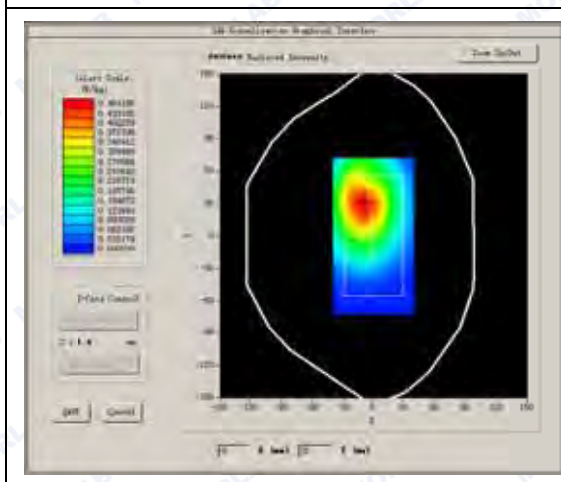
Table with 2 columns: Parameter (Phantom File, Phantom, Device Position, Band, Channels, Signal) and Value (surf_sam_plan.txt, Flat Plane, Body, LTE Band 5, Low, QPSK_10M_1RB offset 0)

B. SAR Measurement Results

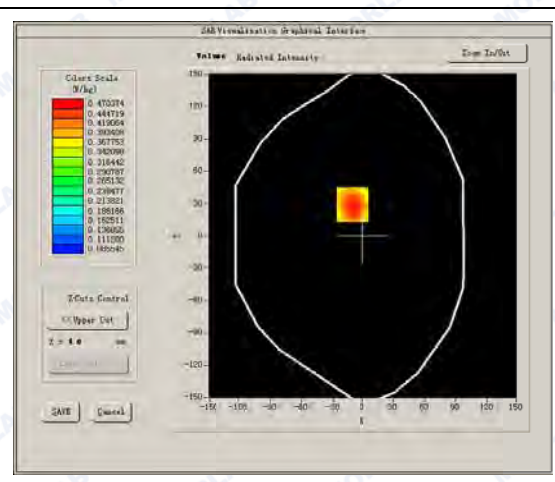
Low Band SAR (Channel 20450):

Table with 2 columns: Parameter (Frequency (MHz), Relative permittivity (real part), Conductivity (S/m), Power drift (%), Ambient Temperature, Liquid Temperature, ConvF, Crest factor) and Value (829.000000, 55.693058, 0.970859, -3.890000, 22.4°C, 21.9°C, 5.51, 1:1)

SURFACE SAR



VOLUME SAR

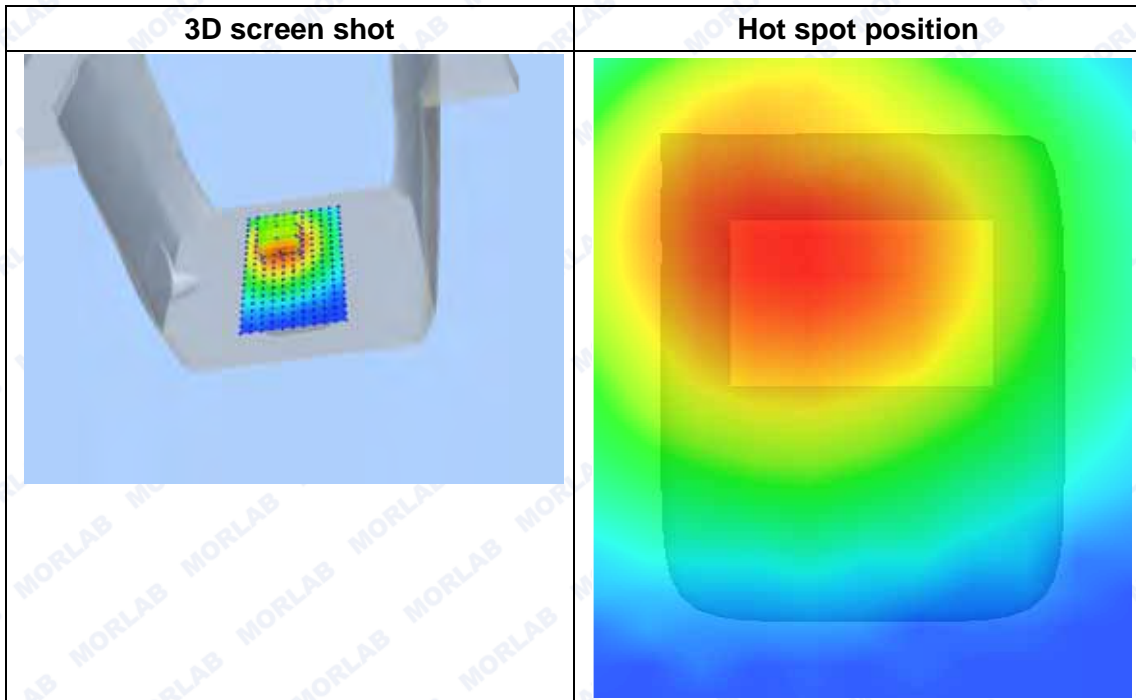
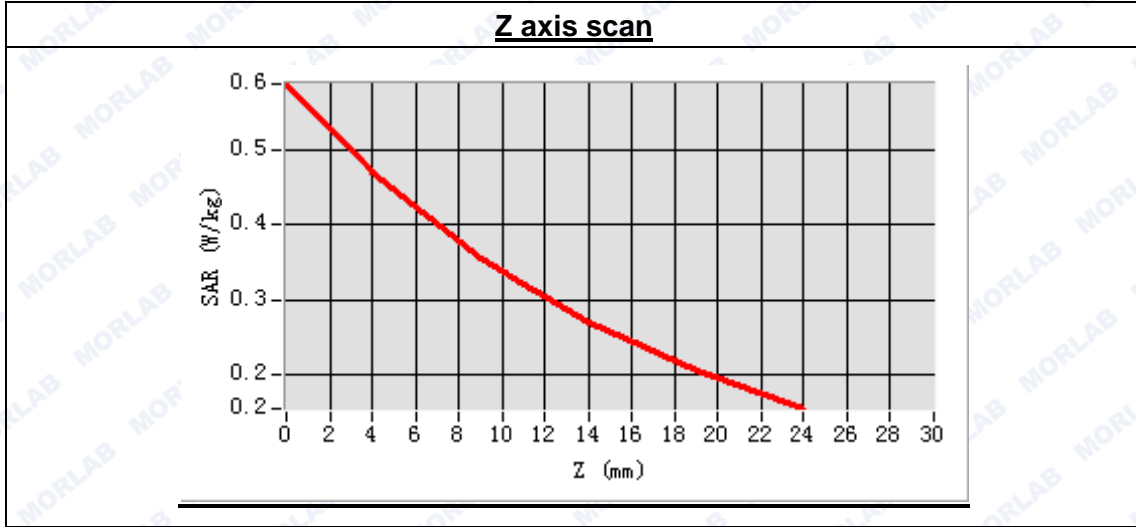




Maximum location: X=-10.00, Y=29.00

SAR Peak: 0.63 W/kg

SAR 10g (W/Kg)	0.242153
SAR 1g (W/Kg)	0.340125





MEASUREMENT 53

Type: Phone measurement (Complete)
 Area scan resolution: dx=8mm,dy=8mm
 Zoom scan resolution: dx=5mm, dy=5mm, dz=5mm
 Date of measurement: 2015.10.16
 Measurement duration: 9 minutes 35 seconds

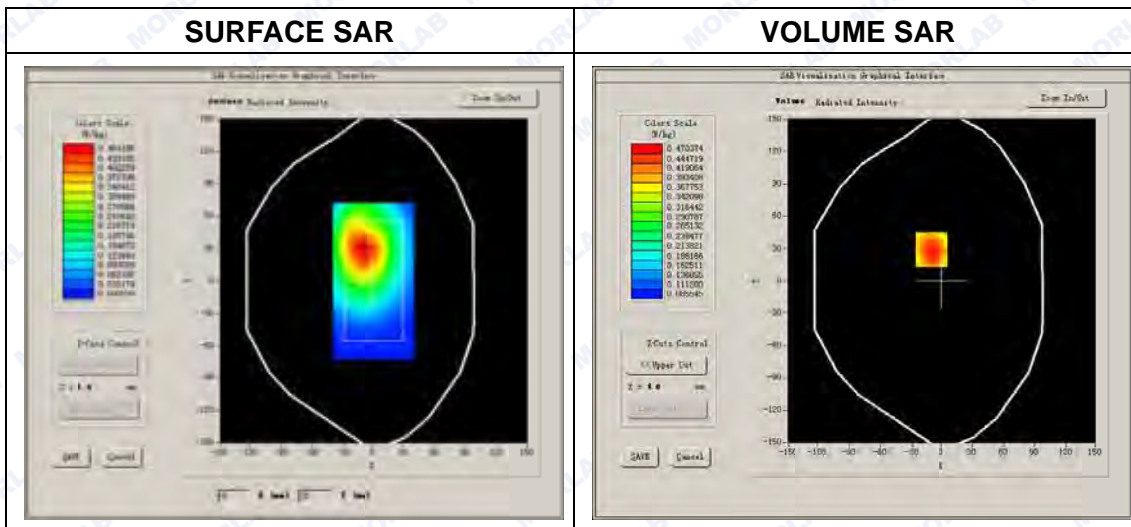
A. Experimental conditions.

Phantom File	surf_sam_plan.txt
Phantom	Flat Plane
Device Position	Body
Band	LTE Band 5
Channels	Low
Signal	QPSK_10M_1RB offset 0

B. SAR Measurement Results

Low Band SAR (Channel 20450):

Frequency (MHz)	829.000000
Relative permittivity (real part)	55.693058
Conductivity (S/m)	0.970859
Power drift (%)	-3.890000
Ambient Temperature:	22.4°C
Liquid Temperature:	21.9°C
ConvF:	5.51
Crest factor:	1:1

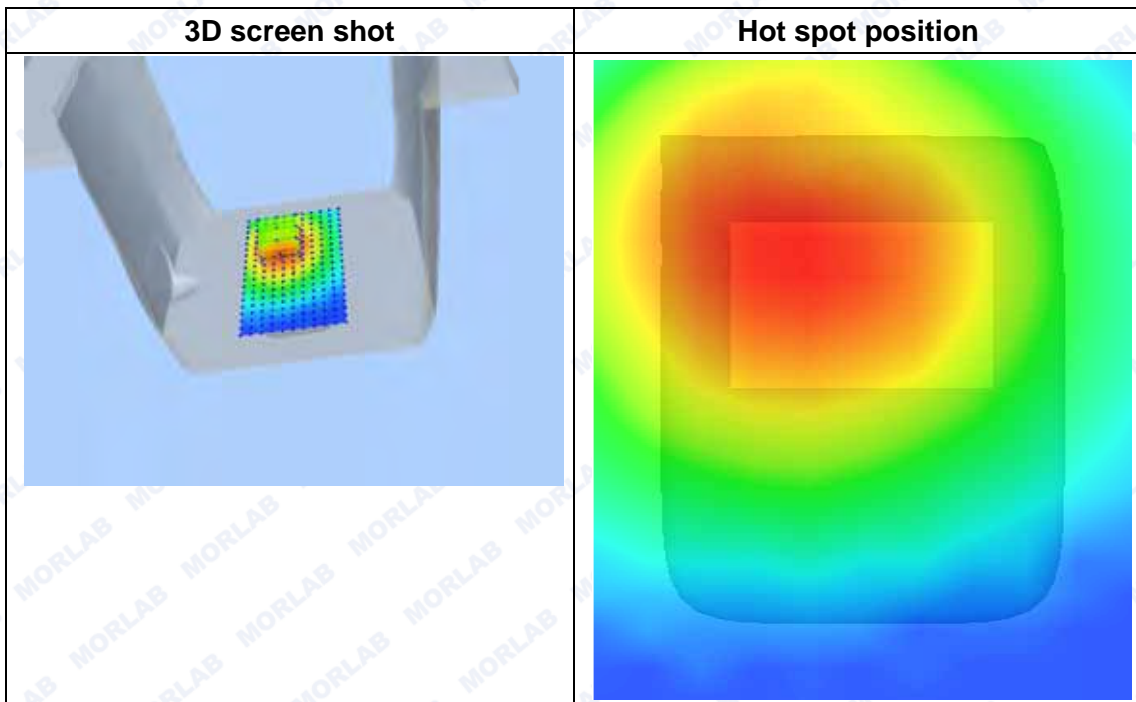
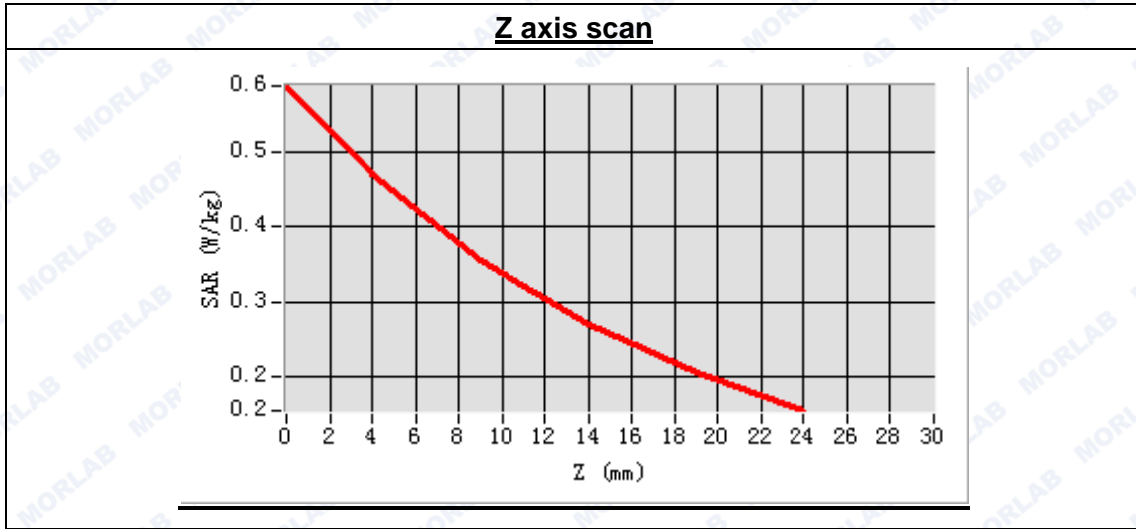




Maximum location: X=-10.00, Y=29.00

SAR Peak: 0.63 W/kg

SAR 10g (W/Kg)	0.083168
SAR 1g (W/Kg)	0.159025





MEASUREMENT 51

Type: Phone measurement (Complete)
 Area scan resolution: dx=8mm,dy=8mm
 Zoom scan resolution: dx=5mm, dy=5mm, dz=5mm
 Date of measurement: 2015.10.16
 Measurement duration: 9 minutes 35 seconds

A. Experimental conditions.

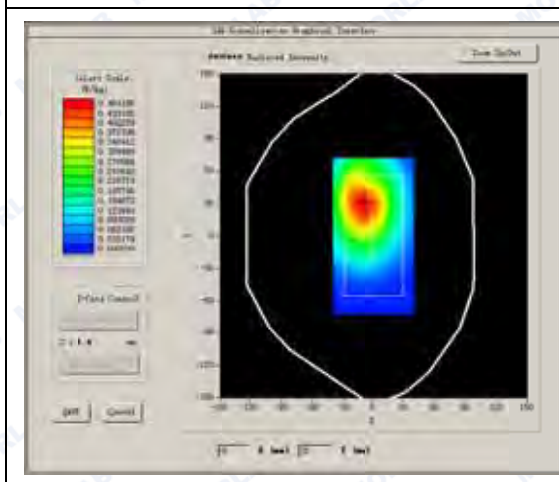
Phantom File	surf_sam_plan.txt
Phantom	Flat Plane
Device Position	Body
Band	LTE Band 5
Channels	Low
Signal	QPSK_10M_1RB offset 0

B. SAR Measurement Results

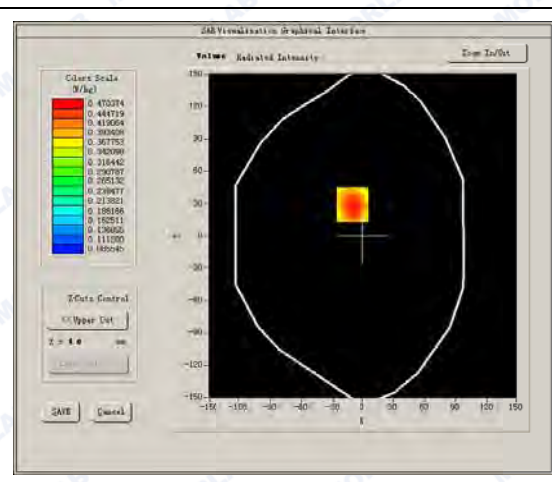
Low Band SAR (Channel 20450):

Frequency (MHz)	829.000000
Relative permittivity (real part)	55.693058
Conductivity (S/m)	0.970859
Power drift (%)	-3.890000
Ambient Temperature:	22.4°C
Liquid Temperature:	21.9°C
ConvF:	5.51
Crest factor:	1:1

SURFACE SAR



VOLUME SAR

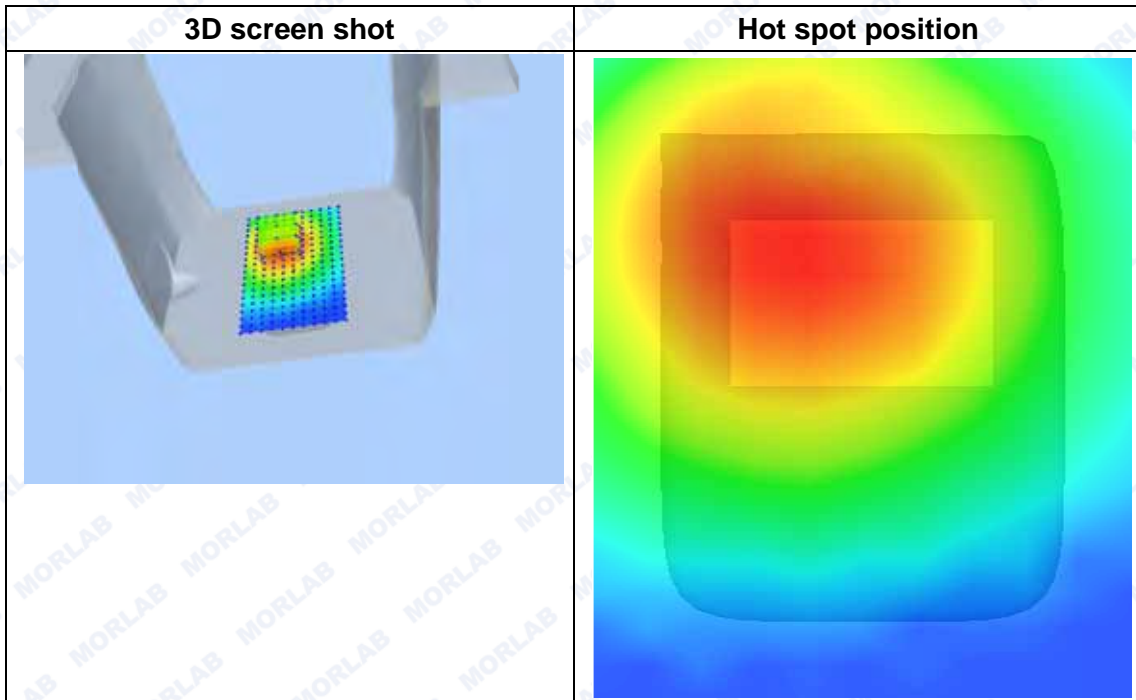
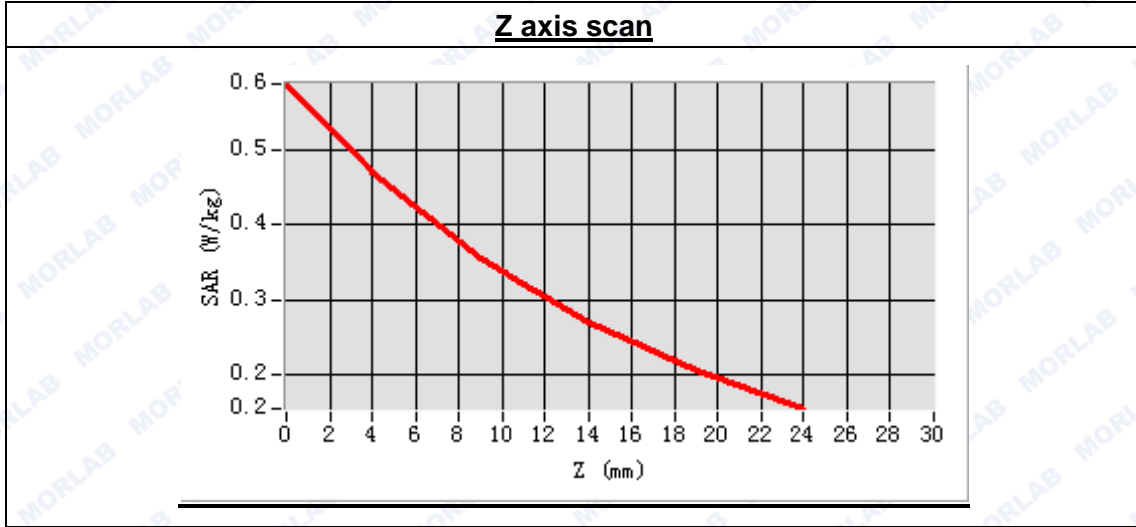




Maximum location: X=-10.00, Y=29.00

SAR Peak: 0.63 W/kg

SAR 10g (W/Kg)	0.123168
SAR 1g (W/Kg)	0.206431





MEASUREMENT 55

Type: Phone measurement (Complete)
 Area scan resolution: dx=8mm,dy=8mm
 Zoom scan resolution: dx=5mm, dy=5mm, dz=5mm
 Date of measurement: 2015.10.16
 Measurement duration: 9 minutes 35 seconds

A. Experimental conditions.

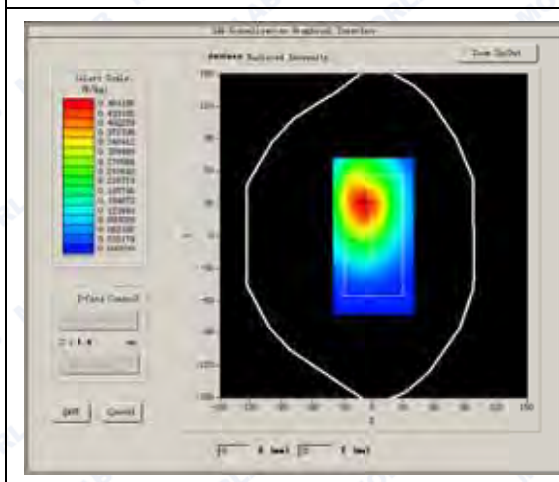
Phantom File	surf_sam_plan.txt
Phantom	Flat Plane
Device Position	Body
Band	LTE Band 5
Channels	Low
Signal	QPSK_10M_1RB offset 0

B. SAR Measurement Results

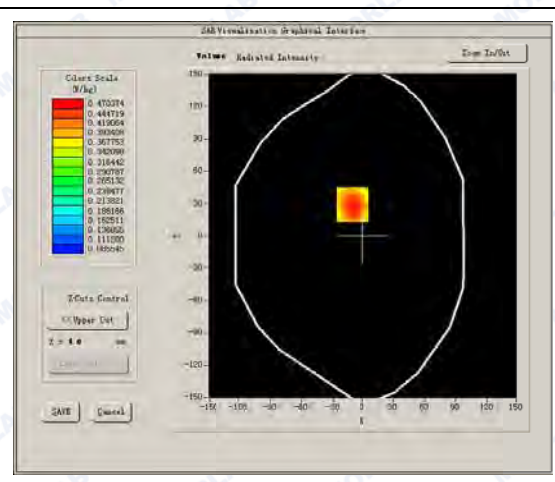
Low Band SAR (Channel 20450):

Frequency (MHz)	829.000000
Relative permittivity (real part)	55.693058
Conductivity (S/m)	0.970859
Power drift (%)	-3.890000
Ambient Temperature:	22.4°C
Liquid Temperature:	21.9°C
ConvF:	5.51
Crest factor:	1:1

SURFACE SAR



VOLUME SAR

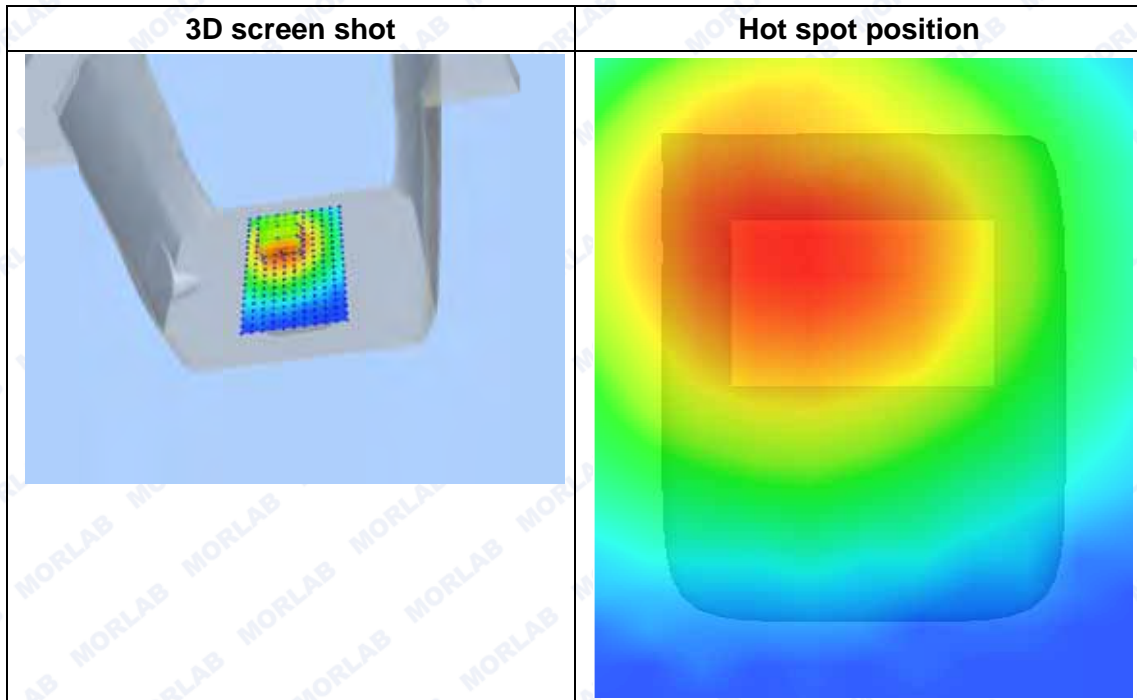
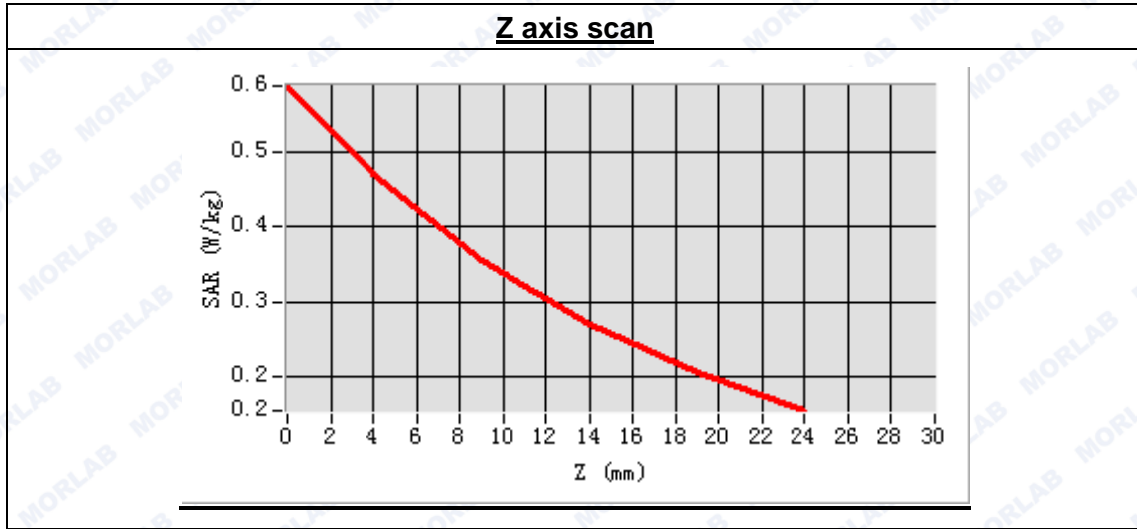




Maximum location: X=-10.00, Y=29.00

SAR Peak: 0.63 W/kg

SAR 10g (W/Kg)	0.103168
SAR 1g (W/Kg)	0.191018



MEASUREMENT 56

Type: Phone measurement (Complete)

Area scan resolution: dx=8mm,dy=8mm

Zoom scan resolution: dx=8mm, dy=8mm, dz=5mm

Date of measurement: 2015.10.16

Measurement duration: 9 minutes 28 seconds

A. Experimental conditions.

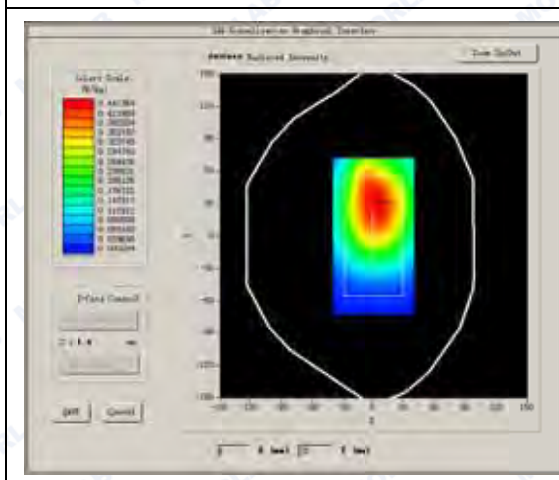
Phantom File	surf_sam_plan.txt
Phantom	Validation plane
Device Position	Body
Band	LTE Band 5 (10MHz)
Channels	Low
Signal	QPSK_25RB_RB offset 49

B. SAR Measurement Results

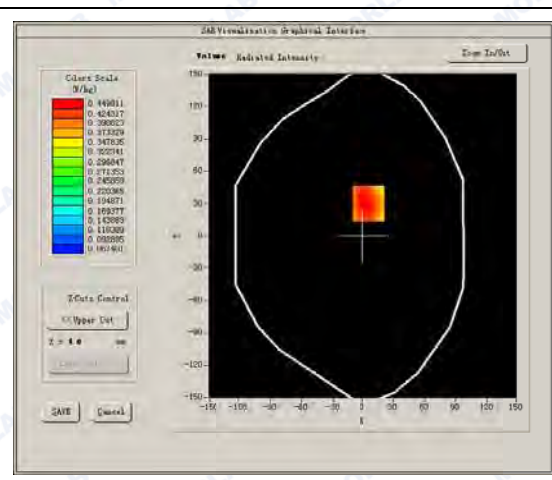
Low Band SAR (Channel 20450):

Frequency (MHz)	829.000000
Relative permittivity (real part)	55.691823
Conductivity (S/m)	0.973824
Power drift (%)	-0.290000
Ambient Temperature:	22.9°C
Liquid Temperature:	22.1°C
ConvF:	6.99
Crest factor:	1:1

SURFACE SAR



VOLUME SAR

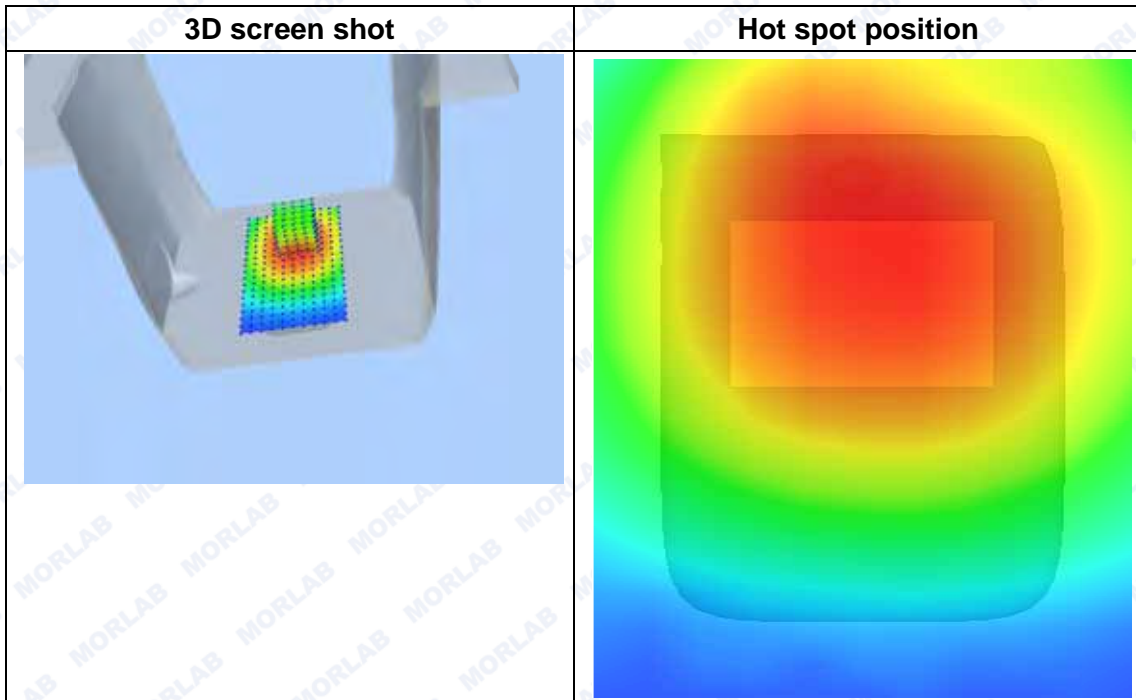
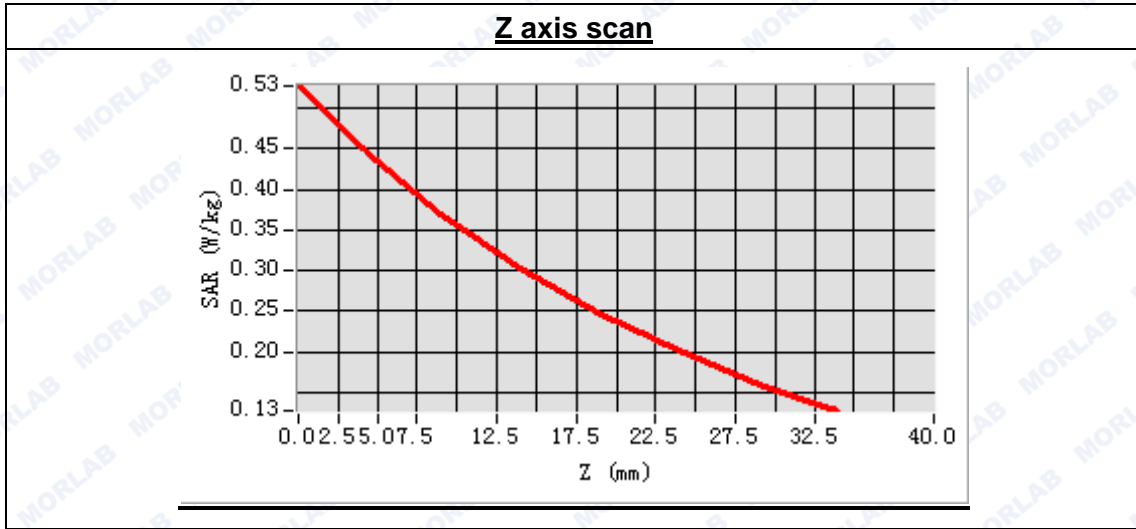




Maximum location: X=5.00, Y=30.00

SAR Peak: 0.58 W/kg

SAR 10g (W/Kg)	0.269113
SAR 1g (W/Kg)	0.328217





MEASUREMENT 57

Type: Phone measurement (Complete)
 Area scan resolution: dx=8mm,dy=8mm
 Zoom scan resolution: dx=8mm, dy=8mm, dz=5mm
 Date of measurement: 2015.10.16
 Measurement duration: 9 minutes 28 seconds

A. Experimental conditions.

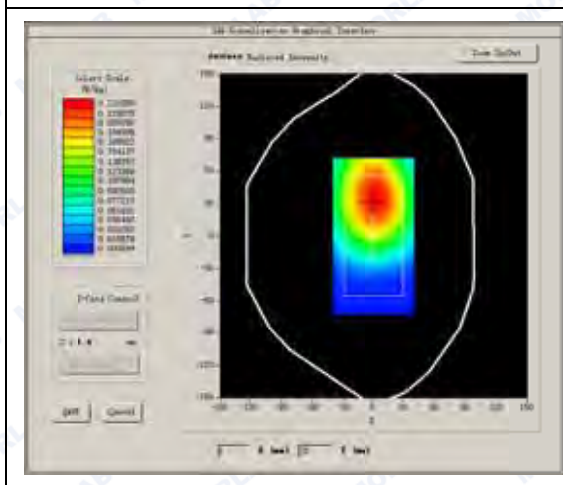
Phantom File	surf_sam_plan.txt
Phantom	Validation plane
Device Position	Body
Band	LTE Band 5 (10MHz)
Channels	Low
Signal	QPSK_25RB_RB offset 49

B. SAR Measurement Results

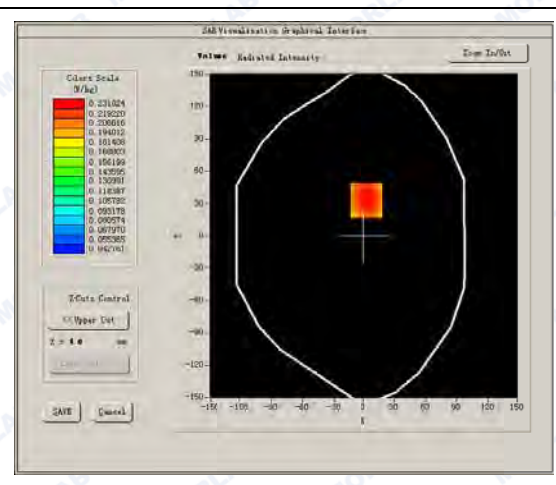
Low Band SAR (Channel 20450):

Frequency (MHz)	829.000000
Relative permittivity (real part)	55.691823
Conductivity (S/m)	0.973824
Power drift (%)	-0.290000
Ambient Temperature:	22.9°C
Liquid Temperature:	22.1°C
ConvF:	6.99
Crest factor:	1:1

SURFACE SAR



VOLUME SAR

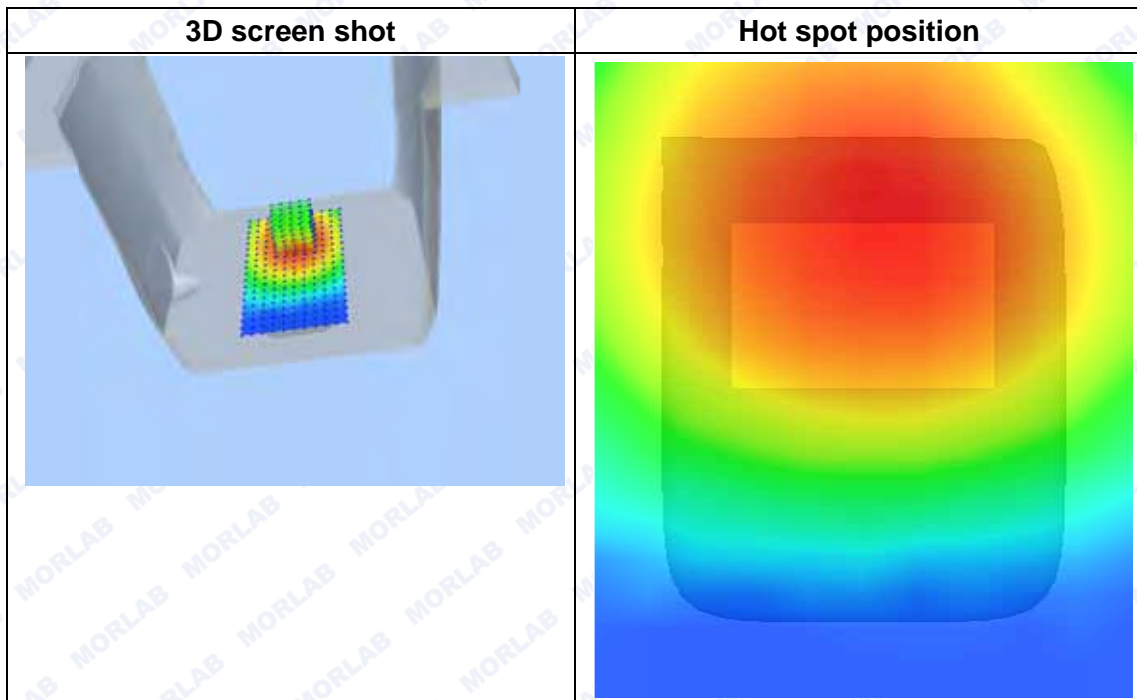
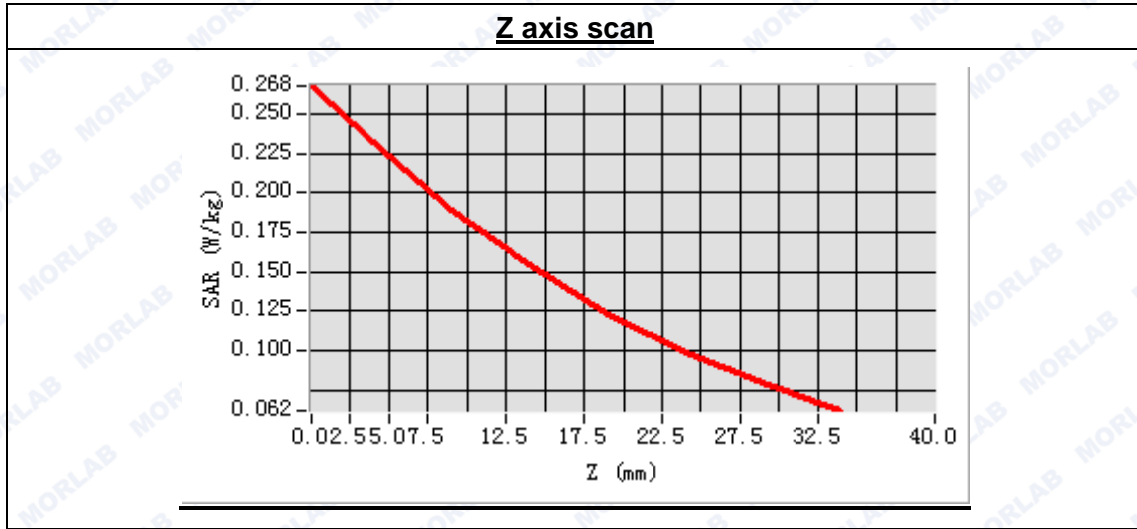




Maximum location: X=2.00, Y=33.00

SAR Peak: 0.30 W/kg

SAR 10g (W/Kg)	0.188336
SAR 1g (W/Kg)	0.280478





MEASUREMENT 58

Type: Phone measurement (Complete)
 Area scan resolution: dx=8mm,dy=8mm
 Zoom scan resolution: dx=8mm, dy=8mm, dz=5mm
 Date of measurement: 2015.10.16
 Measurement duration: 9 minutes 28 seconds

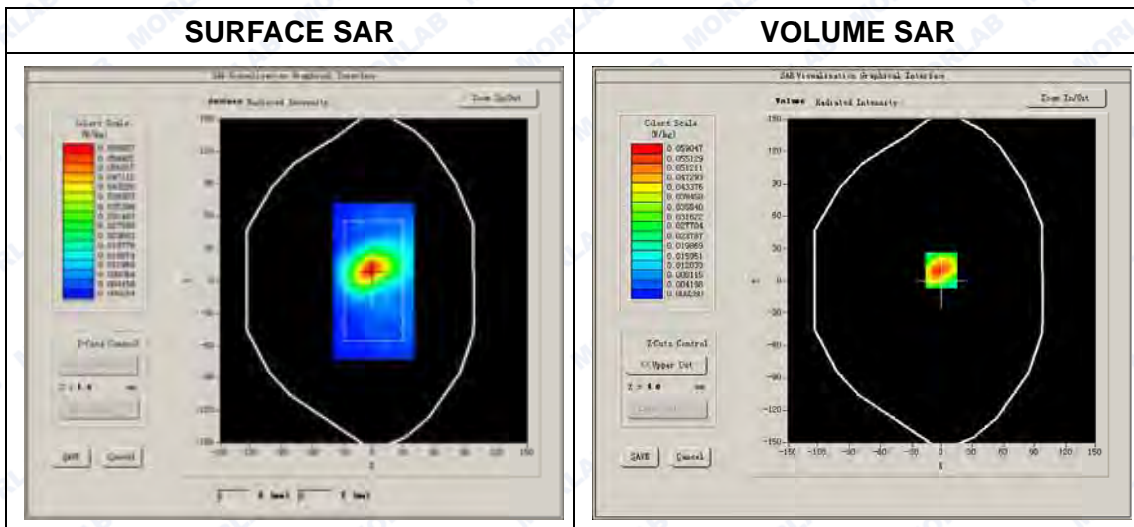
A. Experimental conditions.

Phantom File	surf_sam_plan.txt
Phantom	Validation plane
Device Position	Body
Band	LTE Band 5 (10MHz)
Channels	Low
Signal	QPSK_25RB_RB offset 49

B. SAR Measurement Results

Low Band SAR (Channel 20450):

Frequency (MHz)	829.000000
Relative permittivity (real part)	55.691823
Conductivity (S/m)	0.973824
Power drift (%)	-0.290000
Ambient Temperature:	22.9°C
Liquid Temperature:	22.1°C
ConvF:	6.99
Crest factor:	1:1

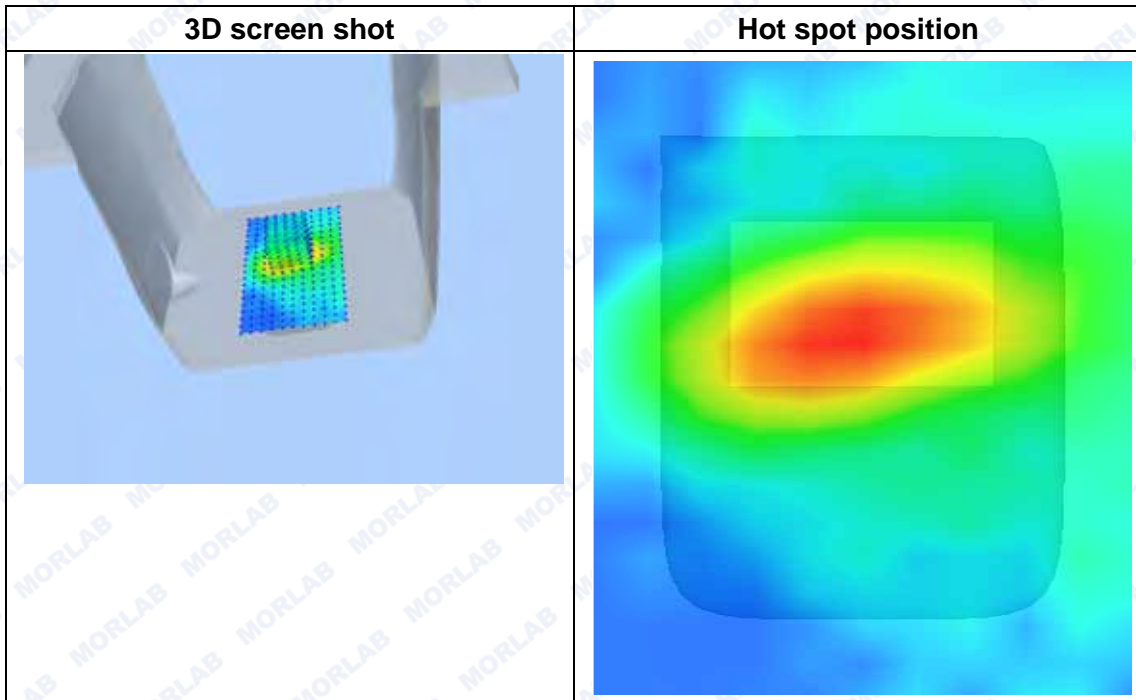
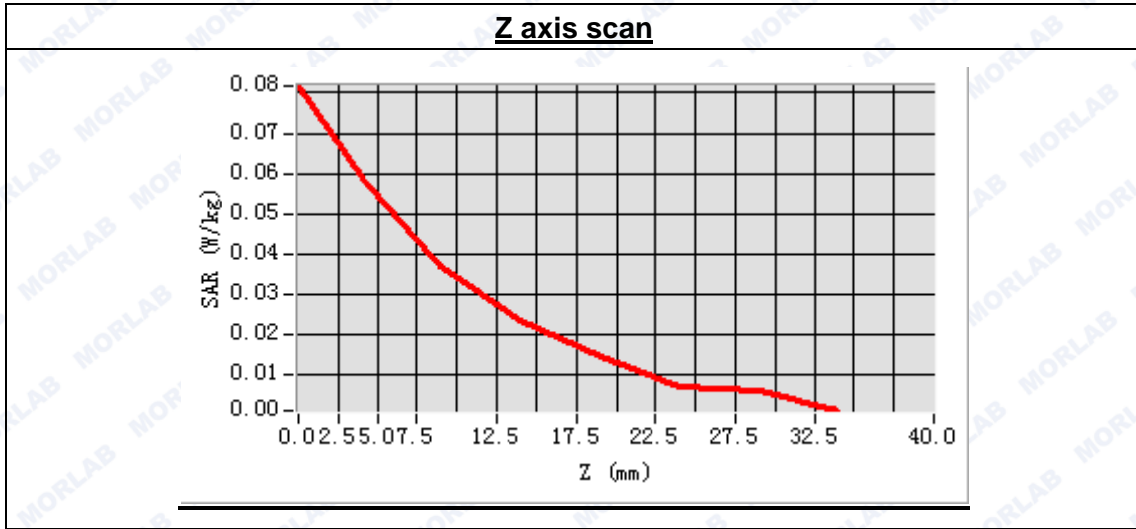




Maximum location: X=-1.00, Y=10.00

SAR Peak: 0.09 W/kg

SAR 10g (W/Kg)	0.084158
SAR 1g (W/Kg)	0.126880





MEASUREMENT 59

Type: Phone measurement (Complete)
 Area scan resolution: dx=8mm,dy=8mm
 Zoom scan resolution: dx=8mm, dy=8mm, dz=5mm
 Date of measurement: 2015.10.16
 Measurement duration: 9 minutes 28 seconds

A. Experimental conditions.

Phantom File	surf_sam_plan.txt
Phantom	Validation plane
Device Position	Body
Band	LTE Band 5 (10MHz)
Channels	Low
Signal	QPSK_25RB_RB offset 49

B. SAR Measurement Results

Low Band SAR (Channel 20450):

Frequency (MHz)	829.000000
Relative permittivity (real part)	55.691823
Conductivity (S/m)	0.973824
Power drift (%)	-0.290000
Ambient Temperature:	22.9°C
Liquid Temperature:	22.1°C
ConvF:	6.99
Crest factor:	1:1

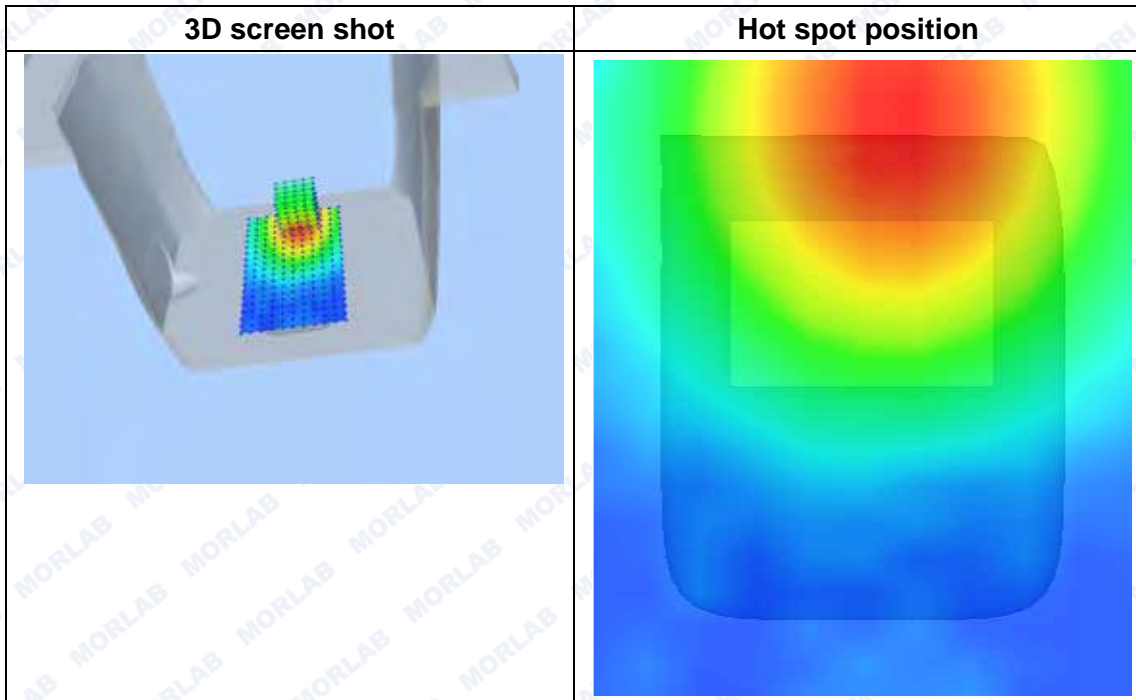
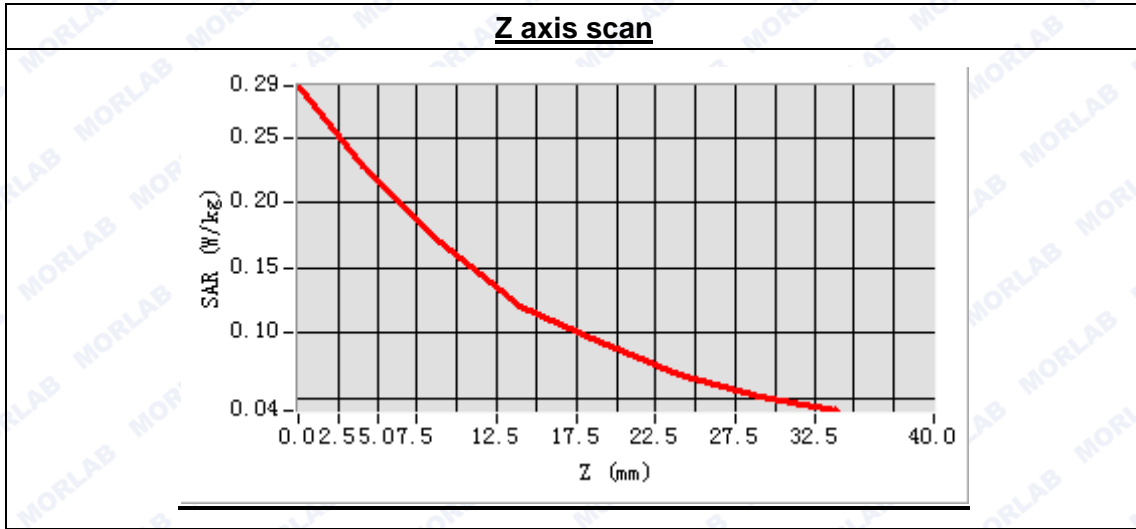




Maximum location: X=6.00, Y=61.00

SAR Peak: 0.33 W/kg

SAR 10g (W/Kg)	0.104669
SAR 1g (W/Kg)	0.165475





MEASUREMENT 60

Type: Phone measurement (Complete)
Area scan resolution: dx=8mm,dy=8mm
Zoom scan resolution: dx=8mm, dy=8mm, dz=5mm
Date of measurement: 2015.10.16
Measurement duration: 9 minutes 28 seconds

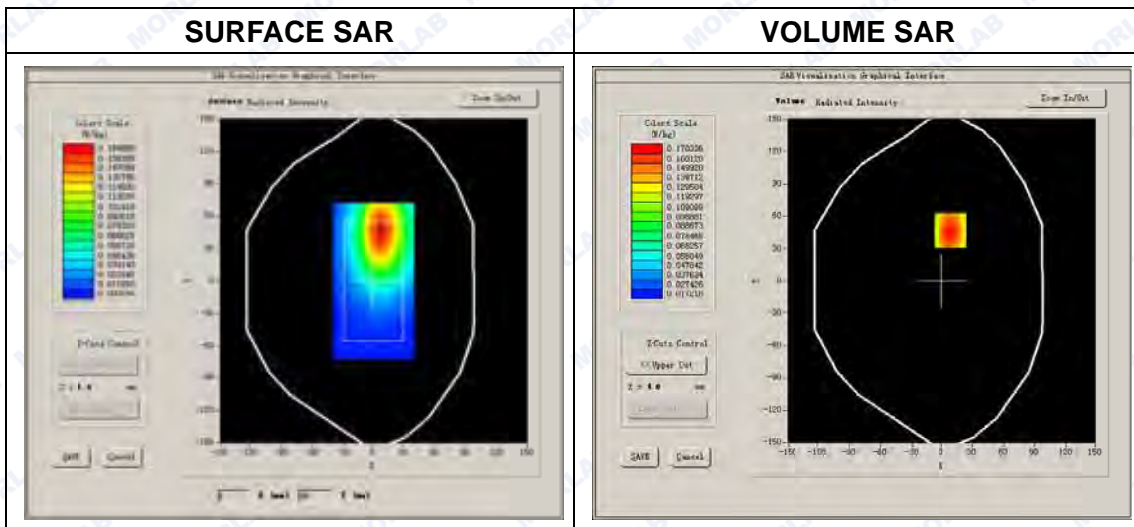
A. Experimental conditions.

Phantom File	surf_sam_plan.txt
Phantom	Validation plane
Device Position	Body
Band	LTE Band 5
Channels	Low
Signal	QPSK_25RB_RB offset 49

B. SAR Measurement Results

Low Band SAR (Channel 20450):

Frequency (MHz)	829.000000
Relative permittivity (real part)	55.691823
Conductivity (S/m)	0.973824
Power drift (%)	-0.290000
Ambient Temperature:	22.9°C
Liquid Temperature:	22.1°C
ConvF:	6.99
Crest factor:	1:1

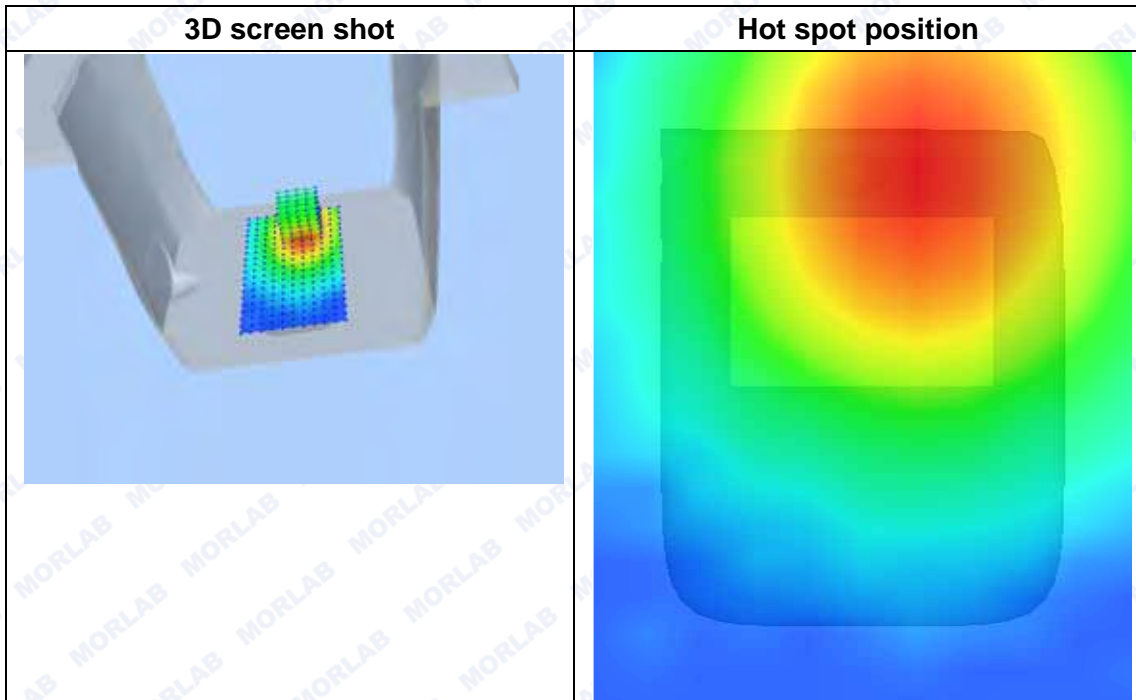
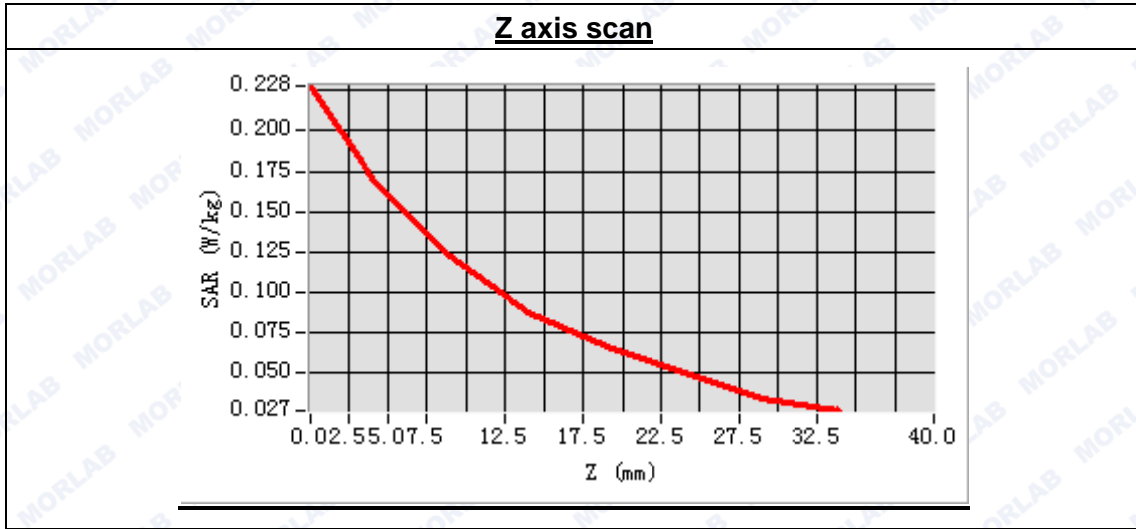




Maximum location: X=8.00, Y=47.00

SAR Peak: 0.25 W/kg

SAR 10g (W/Kg)	0.120478
SAR 1g (W/Kg)	0.164348





MEASUREMENT 61

Type: Phone measurement (Complete)
 Area scan resolution: dx=8mm,dy=8mm
 Zoom scan resolution: dx=5mm, dy=5mm, dz=5mm
 Date of measurement: 2015.10.17
 Measurement duration: 9 minutes 31 seconds

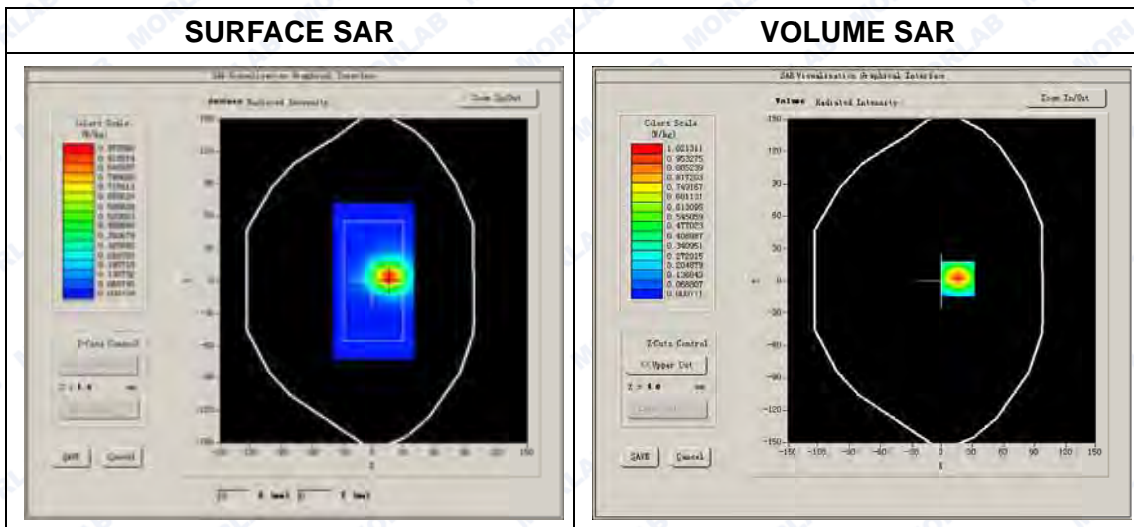
A. Experimental conditions.

Phantom File	surf_sam_plan.txt
Phantom	Flat Plane
Device Position	Body
Band	LTE Band7 (20MHz)
Channels	Low
Signal	QPSK_1RB_RB offset 0

B. SAR Measurement Results

Low Band SAR (Channel 20850):

Frequency (MHz)	2510.000000
Relative permittivity (real part)	52.519342
Conductivity (S/m)	1.935672
Power drift (%)	1.050000
Ambient Temperature:	22.4°C
Liquid Temperature:	21.9°C
ConvF:	4.96
Crest factor:	1:1





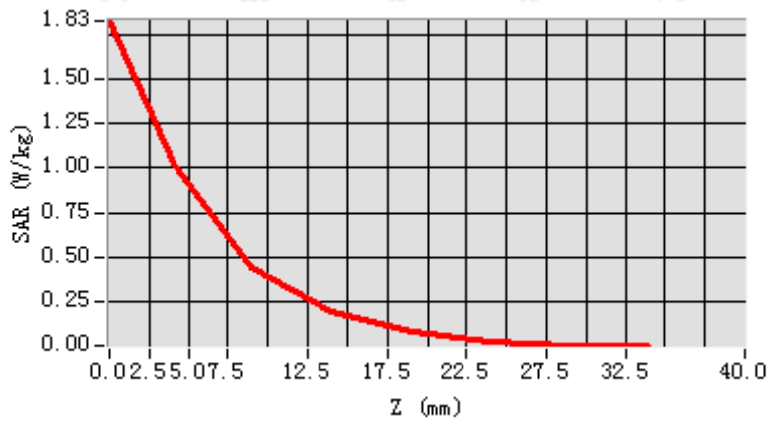
REPORT No. : SZ15100009S01

Maximum location: X=16.00, Y=2.00


SAR Peak: 1.98 W/kg

SAR 10g (W/Kg)	0.441767
SAR 1g (W/Kg)	1.034603

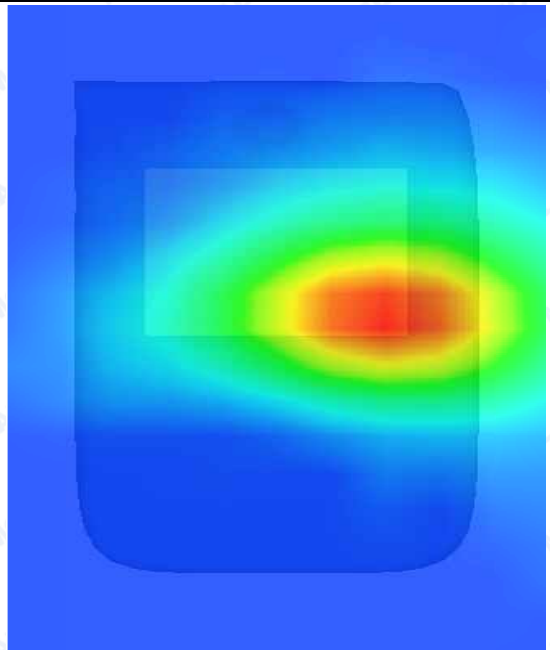
Z axis scan



3D screen shot



Hot spot position



MEASUREMENT 62

Type: Phone measurement (Complete)

Area scan resolution: dx=8mm,dy=8mm

Zoom scan resolution: dx=5mm, dy=5mm, dz=5mm

Date of measurement: 2015.10.17

Measurement duration: 9 minutes 35 seconds

A. Experimental conditions.

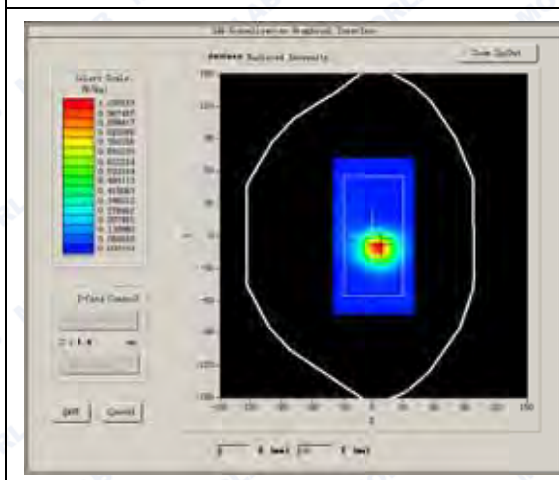
Phantom File	surf_sam_plan.txt
Phantom	Flat Plane
Device Position	Body
Band	LTE Band 7(20MHz)
Channels	Middle
Signal	QPSK_1RB_RB offset 0

B. SAR Measurement Results

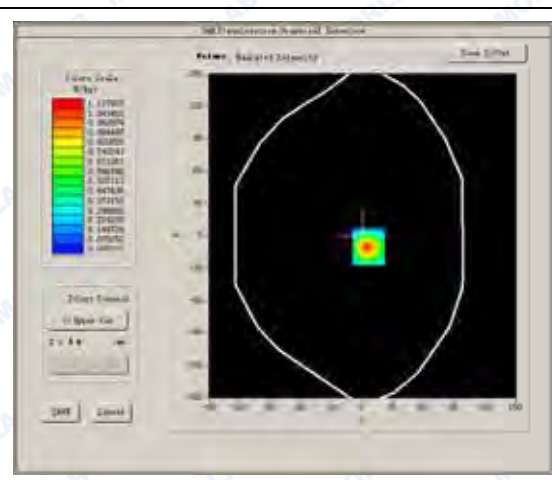
Middle Band SAR (Channel 21100):

Frequency (MHz)	2535.000000
Relative permittivity (real part)	52.519342
Conductivity (S/m)	1.935672
Power drift (%)	-0.150000
Ambient Temperature:	22.4°C
Liquid Temperature:	21.9°C
ConvF:	4.96
Crest factor:	1:1

SURFACE SAR



VOLUME SAR



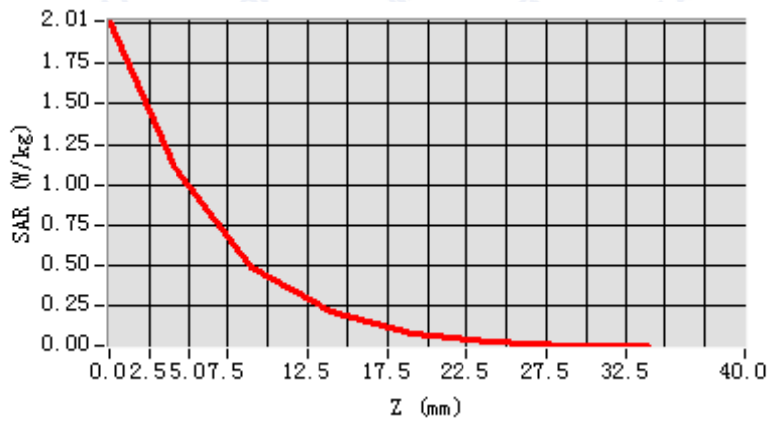


Maximum location: X=6.00, Y=-10.00


SAR Peak: 2.19 W/kg

SAR 10g (W/Kg)	0.471205
SAR 1g (W/Kg)	1.026693

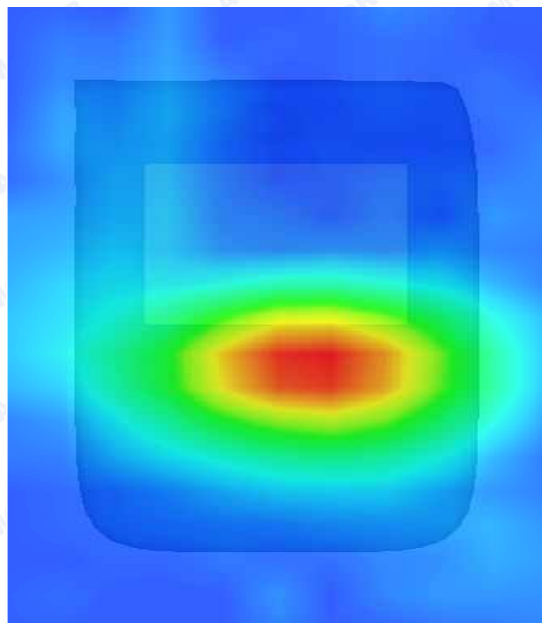
Z axis scan



3D screen shot



Hot spot position





MEASUREMENT 63

Type: Phone measurement (Complete)
 Area scan resolution: dx=8mm,dy=8mm
 Zoom scan resolution: dx=5mm, dy=5mm, dz=5mm
 Date of measurement: 2015.10.17
 Measurement duration: 9 minutes 33 seconds

A. Experimental conditions.

Phantom File	surf_sam_plan.txt
Phantom	Flat Plane
Device Position	Body
Band	LTE Band7 (20MHz)
Channels	High
Signal	QPSK_1RB_RB offset 0

B. SAR Measurement Results

High Band SAR (Channel 21350):

Frequency (MHz)	2560.000000
Relative permittivity (real part)	52.519342
Conductivity (S/m)	1.935672
Power drift (%)	-0.220000
Ambient Temperature:	22.4°C
Liquid Temperature:	21.9°C
ConvF:	4.96
Crest factor:	1:1

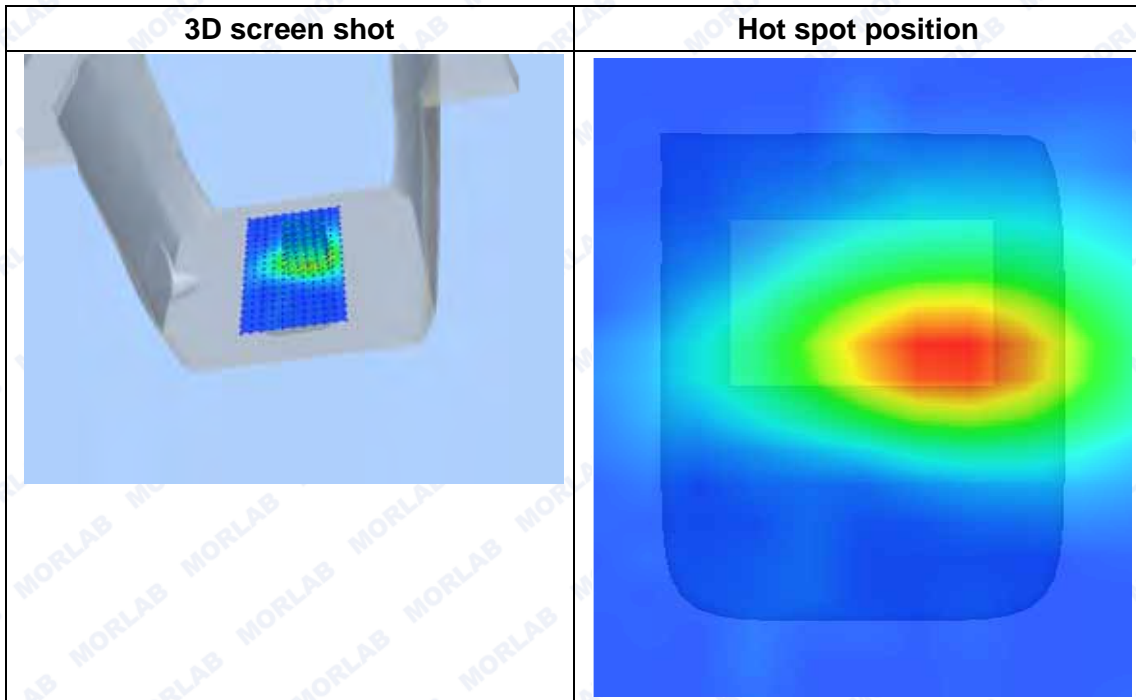
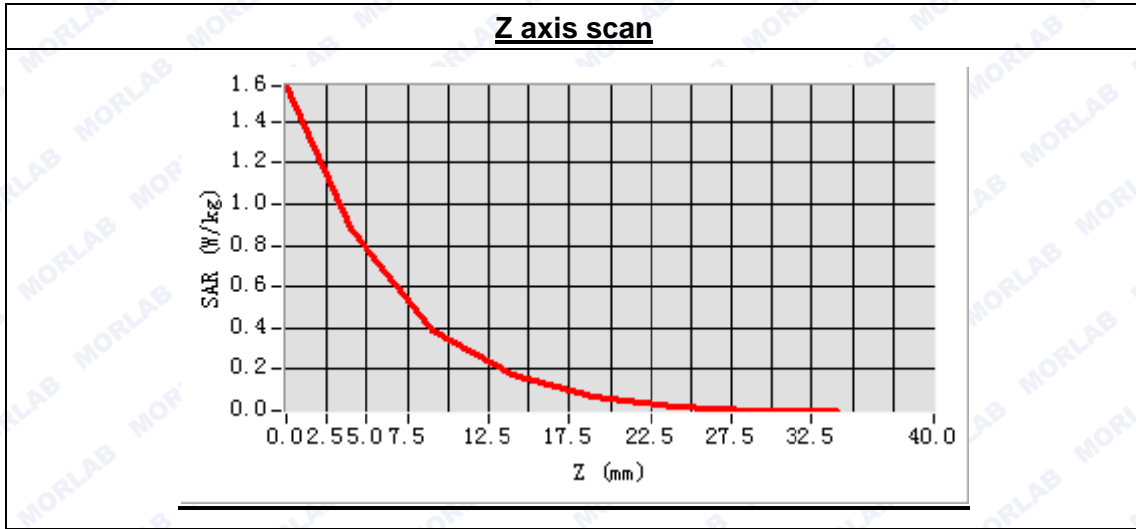




Maximum location: X=13.00, Y=6.00

SAR Peak: 1.71 W/kg

SAR 10g (W/Kg)	0.487373
SAR 1g (W/Kg)	1.109177





MEASUREMENT 64

Type: Phone measurement (Complete)
Area scan resolution: dx=8mm,dy=8mm
Zoom scan resolution: dx=5mm, dy=5mm, dz=5mm
Date of measurement: 2015.10.17
Measurement duration: 9 minutes 33 seconds

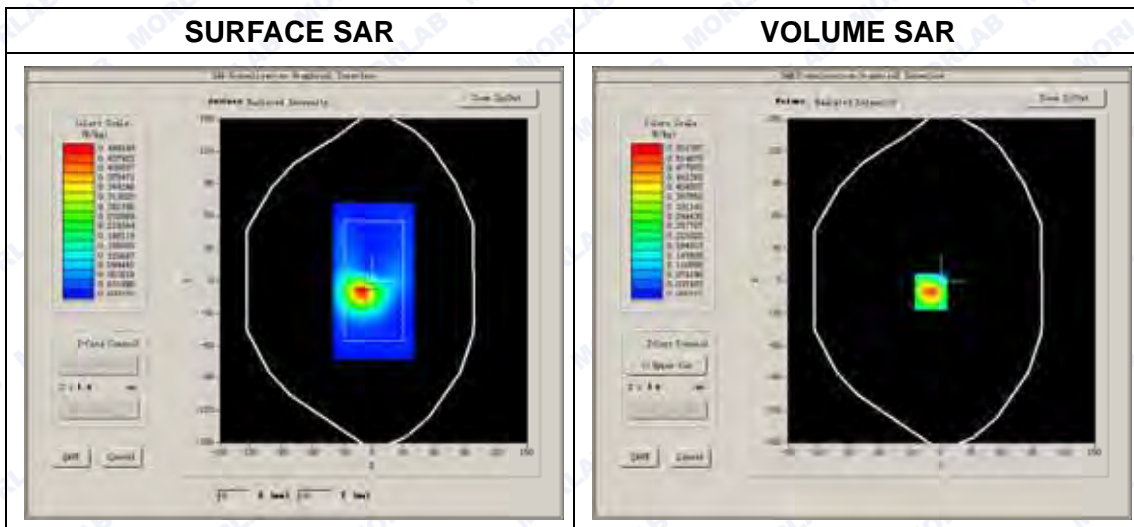
A. Experimental conditions.

Phantom File	surf_sam_plan.txt
Phantom	Flat Plane
Device Position	Body
Band	LTE Band 7 (20MHz)
Channels	Middle
Signal	QPSK_1RB_RB offset 0

B. SAR Measurement Results

Middle Band SAR (Channel 21100):

Frequency (MHz)	2535.000000
Relative permittivity (real part)	52.519342
Conductivity (S/m)	1.935672
Power drift (%)	-3.660000
Ambient Temperature:	22.4°C
Liquid Temperature:	21.9°C
ConvF:	4.96
Crest factor:	1:1



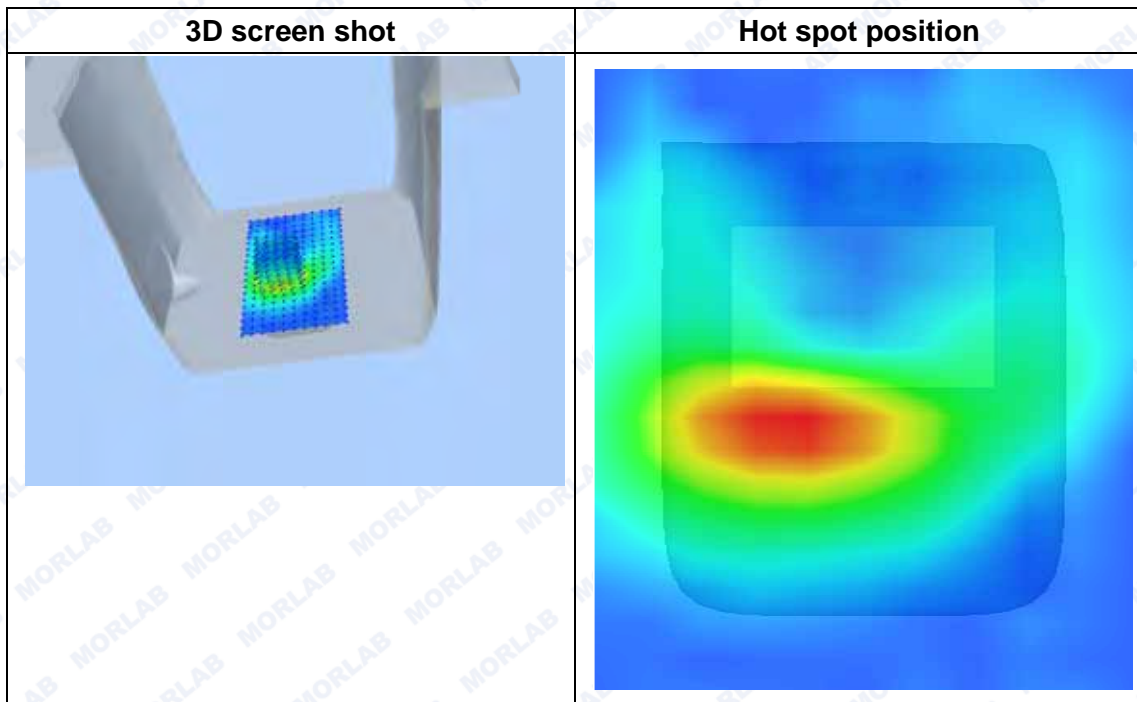
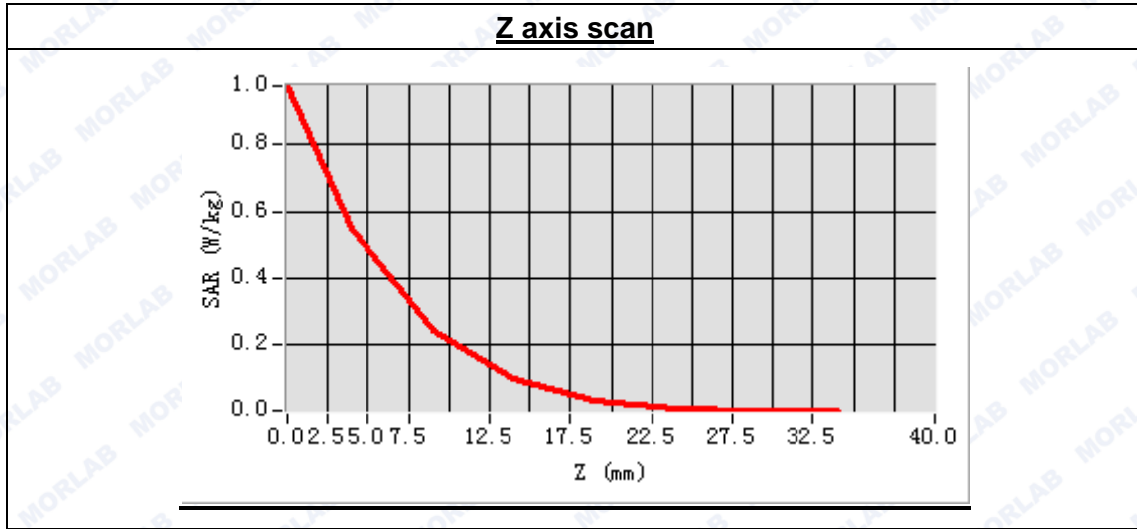


REPORT No. : SZ15100009S01

Maximum location: X=-10.00, Y=-10.00

SAR Peak: 1.05 W/kg

SAR 10g (W/Kg)	0.234836
SAR 1g (W/Kg)	0.671697





MEASUREMENT 65

Type: Phone measurement (Complete)
 Area scan resolution: dx=8mm,dy=8mm
 Zoom scan resolution: dx=5mm, dy=5mm, dz=5mm
 Date of measurement: 2015.10.17
 Measurement duration: 9 minutes 35 seconds

A. Experimental conditions.

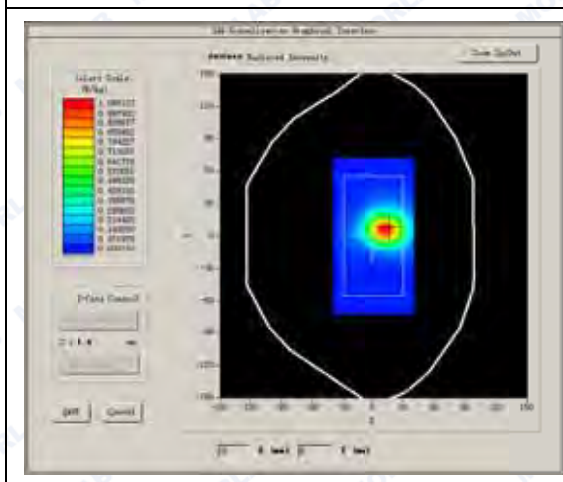
Phantom File	surf_sam_plan.txt
Phantom	Flat Plane
Device Position	Body
Band	LTE Band7 (20MHz)
Channels	Low
Signal	QPSK_1RB_RB offset 0

B. SAR Measurement Results

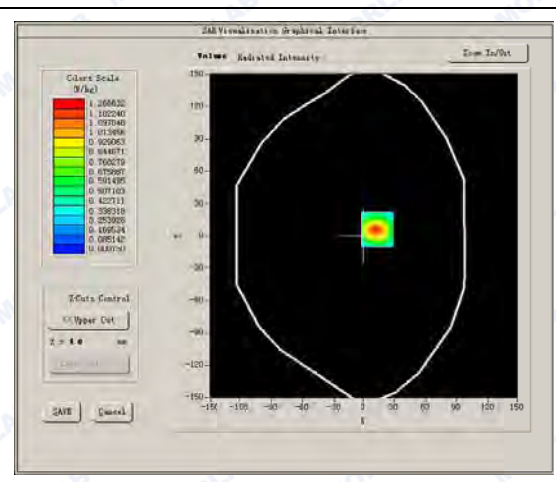
Low Band SAR (Channel 20850):

Frequency (MHz)	2510.000000
Relative permittivity (real part)	52.519342
Conductivity (S/m)	1.935672
Power drift (%)	2.460000
Ambient Temperature:	22.4°C
Liquid Temperature:	21.9°C
ConvF:	4.96
Crest factor:	1:1

SURFACE SAR



VOLUME SAR



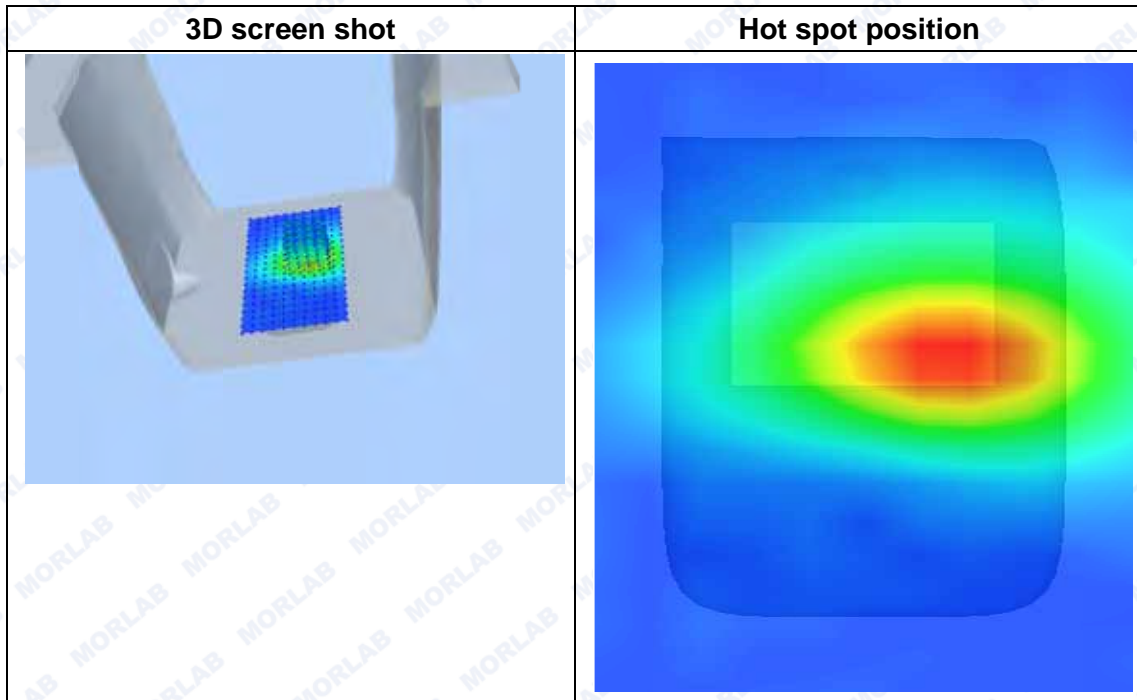
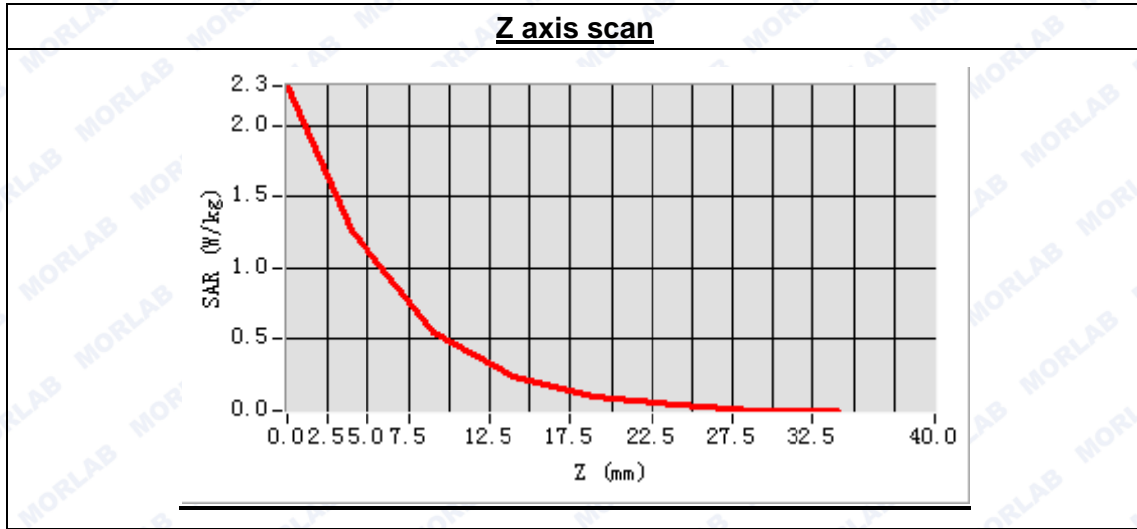


REPORT No. : SZ15100009S01

Maximum location: X=13.00, Y=6.00

SAR Peak: 2.46 W/kg

SAR 10g (W/Kg)	0.558935
SAR 1g (W/Kg)	1.019051





MEASUREMENT 66

Type: Phone measurement (Complete)
 Area scan resolution: dx=8mm,dy=8mm
 Zoom scan resolution: dx=5mm, dy=5mm, dz=5mm
 Date of measurement: 2015.10.17
 Measurement duration: 9 minutes 31 seconds

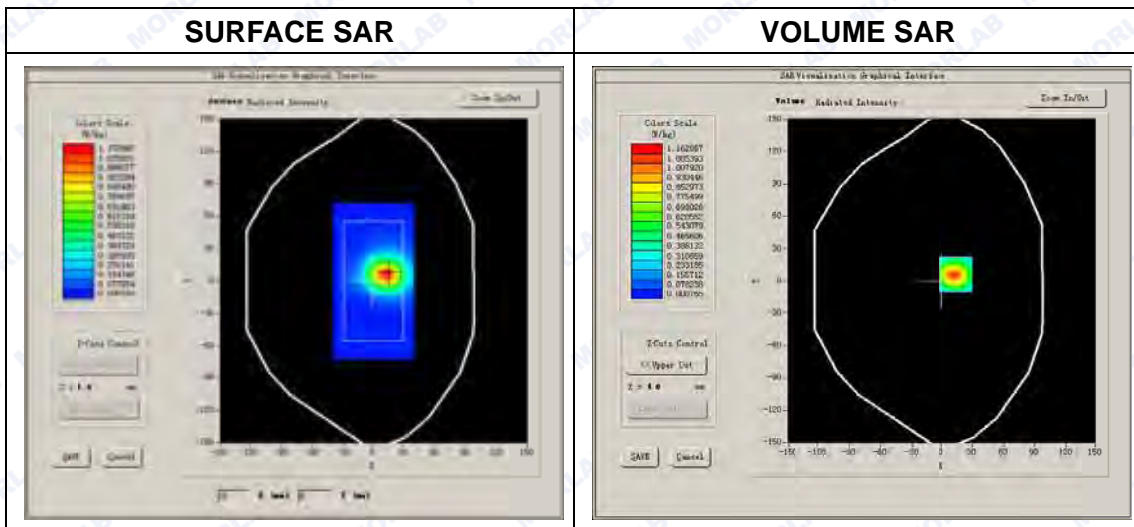
A. Experimental conditions.

Phantom File	surf_sam_plan.txt
Phantom	Flat Plane
Device Position	Body
Band	LTE Band7 (20MHz)
Channels	Middle
Signal	QPSK_1RB_RB offset 0

B. SAR Measurement Results

Middle Band SAR (Channel 21100):

Frequency (MHz)	2535.000000
Relative permittivity (real part)	52.519342
Conductivity (S/m)	1.935672
Power drift (%)	1.050000
Ambient Temperature:	22.4°C
Liquid Temperature:	21.9°C
ConvF:	4.96
Crest factor:	1:1





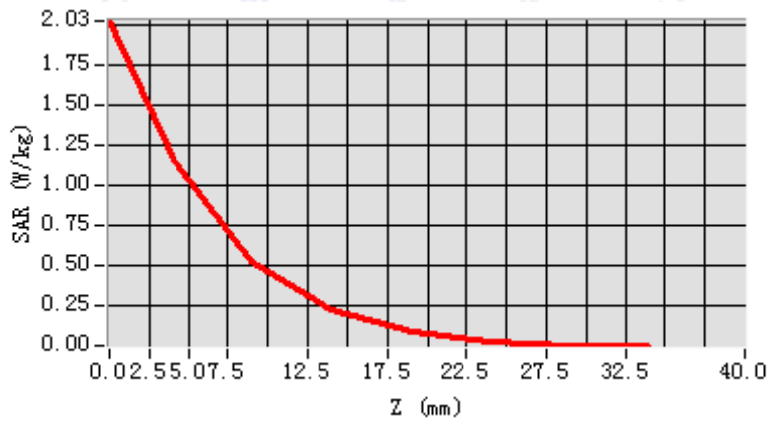
REPORT No. : SZ15100009S01

Maximum location: X=14.00, Y=6.00


SAR Peak: 2.21 W/kg

SAR 10g (W/Kg)	0.512488
SAR 1g (W/Kg)	1.087923

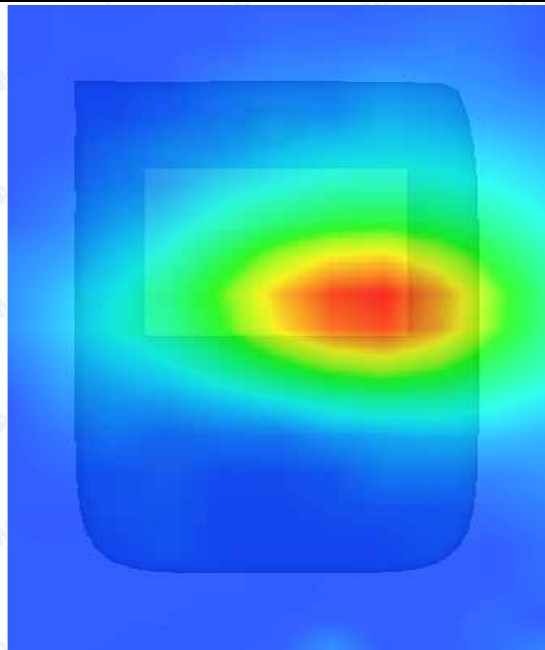
Z axis scan



3D screen shot



Hot spot position





MEASUREMENT 67

Type: Phone measurement (Complete)
 Area scan resolution: dx=8mm,dy=8mm
 Zoom scan resolution: dx=5mm, dy=5mm, dz=5mm
 Date of measurement: 2015.10.17
 Measurement duration: 9 minutes 31 seconds

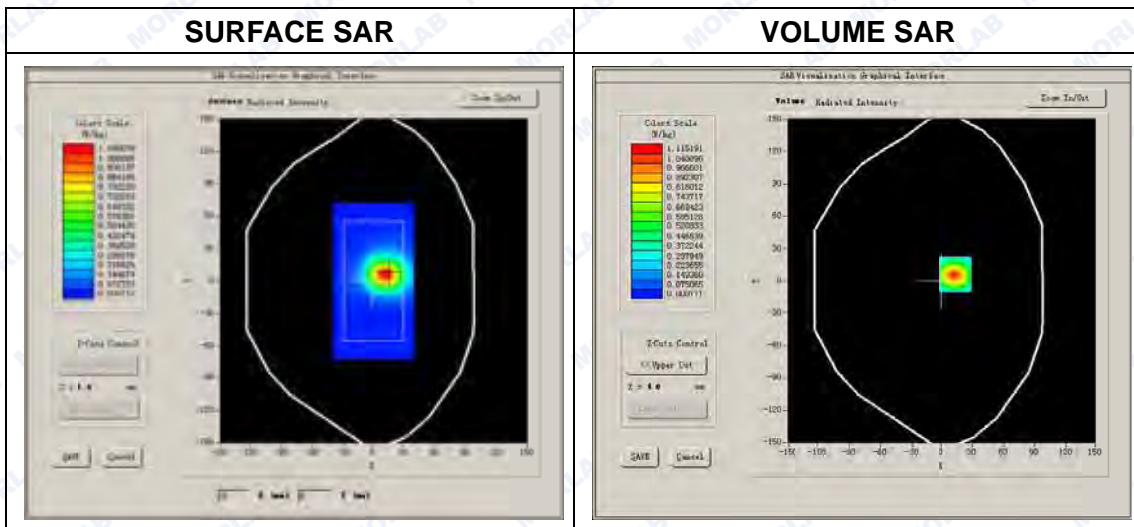
A. Experimental conditions.

Phantom File	surf_sam_plan.txt
Phantom	Flat Plane
Device Position	Body
Band	LTE Band7 (20MHz)
Channels	High
Signal	QPSK_1RB_RB offset 0

B. SAR Measurement Results

High Band SAR (Channel 21350):

Frequency (MHz)	2560.000000
Relative permittivity (real part)	52.519342
Conductivity (S/m)	1.935672
Power drift (%)	1.050000
Ambient Temperature:	22.4°C
Liquid Temperature:	21.9°C
ConvF:	4.96
Crest factor:	1:1





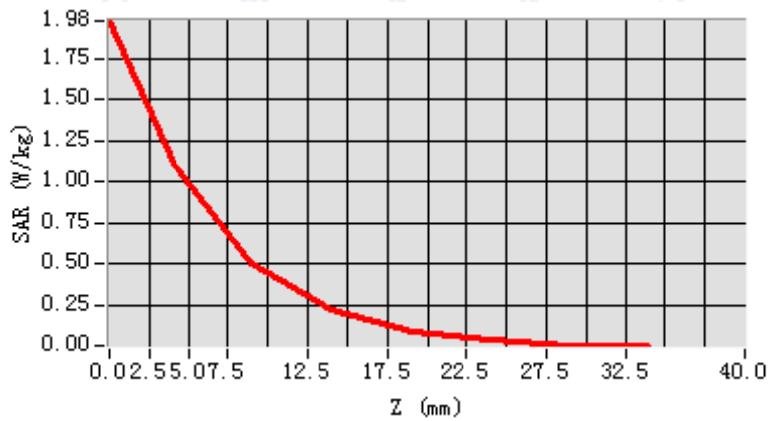
REPORT No. : SZ15100009S01

Maximum location: X=13.00, Y=6.00

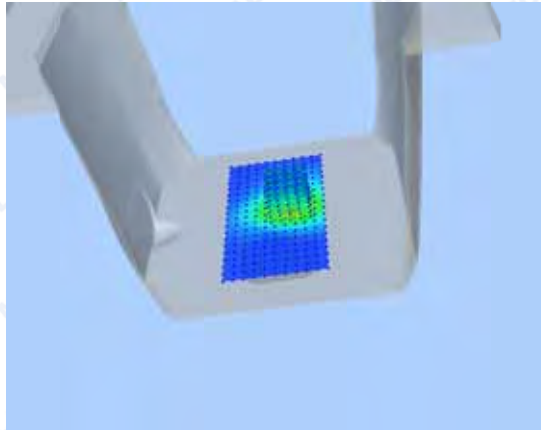
SAR Peak: 2.15 W/kg

SAR 10g (W/Kg)	0.493438
SAR 1g (W/Kg)	1.099273

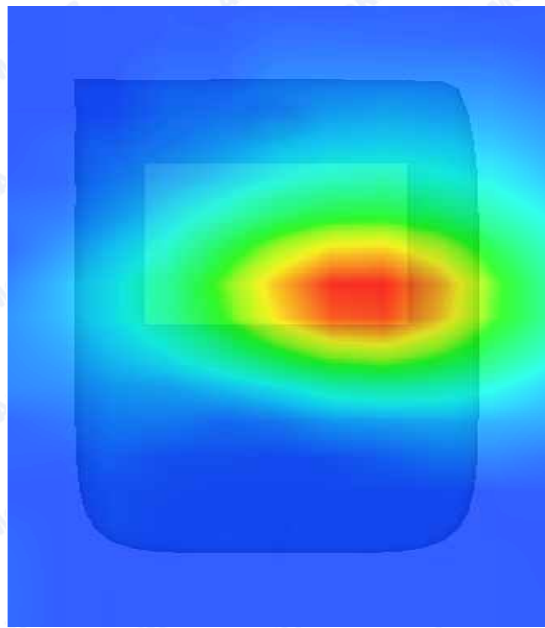
Z axis scan



3D screen shot



Hot spot position





MEASUREMENT 68

Type: Phone measurement (Complete)
 Area scan resolution: dx=8mm,dy=8mm
 Zoom scan resolution: dx=5mm, dy=5mm, dz=5mm
 Date of measurement: 2015.10.17
 Measurement duration: 9 minutes 33 seconds

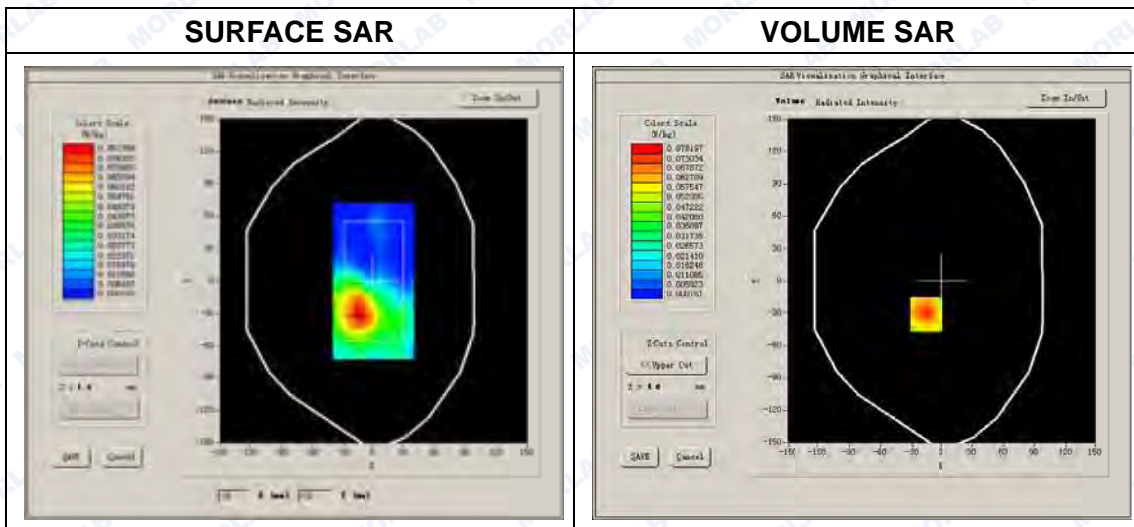
A. Experimental conditions.

Phantom File	surf_sam_plan.txt
Phantom	Flat Plane
Device Position	Body
Band	LTE Band7 (20MHz)
Channels	Middle
Signal	QPSK_1RB_RB offset 0

B. SAR Measurement Results

Middle Band SAR (Channel 21100):

Frequency (MHz)	2535.000000
Relative permittivity (real part)	52.519342
Conductivity (S/m)	1.935672
Power drift (%)	-0.220000
Ambient Temperature:	22.4°C
Liquid Temperature:	21.9°C
ConvF:	4.96
Crest factor:	1:1



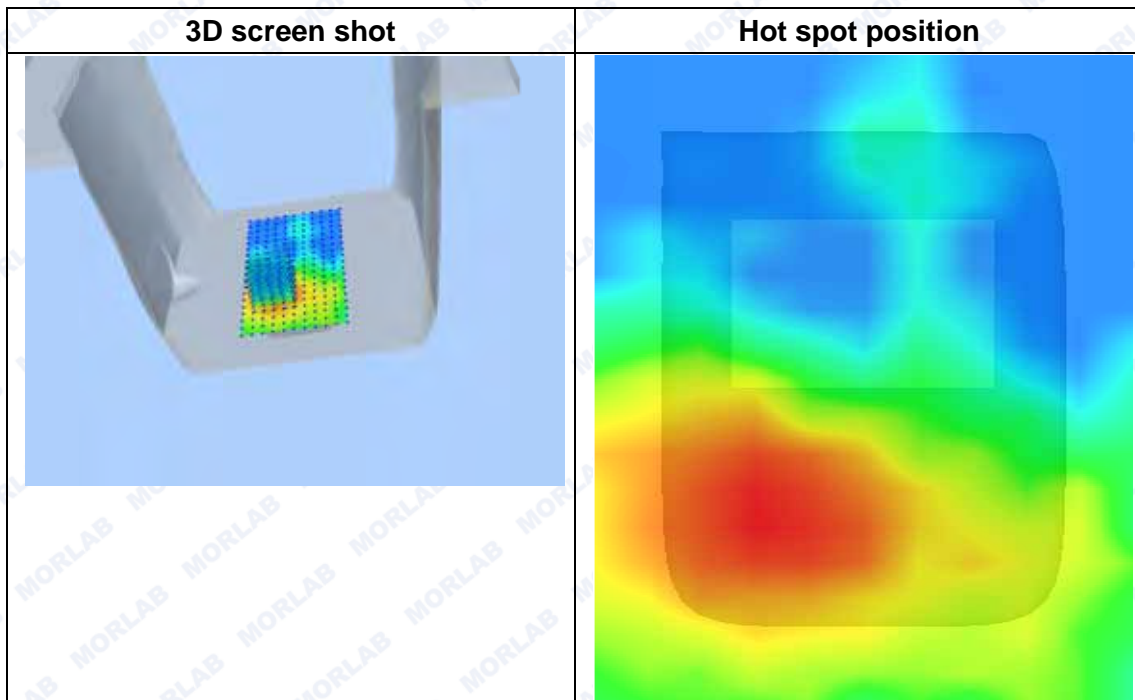
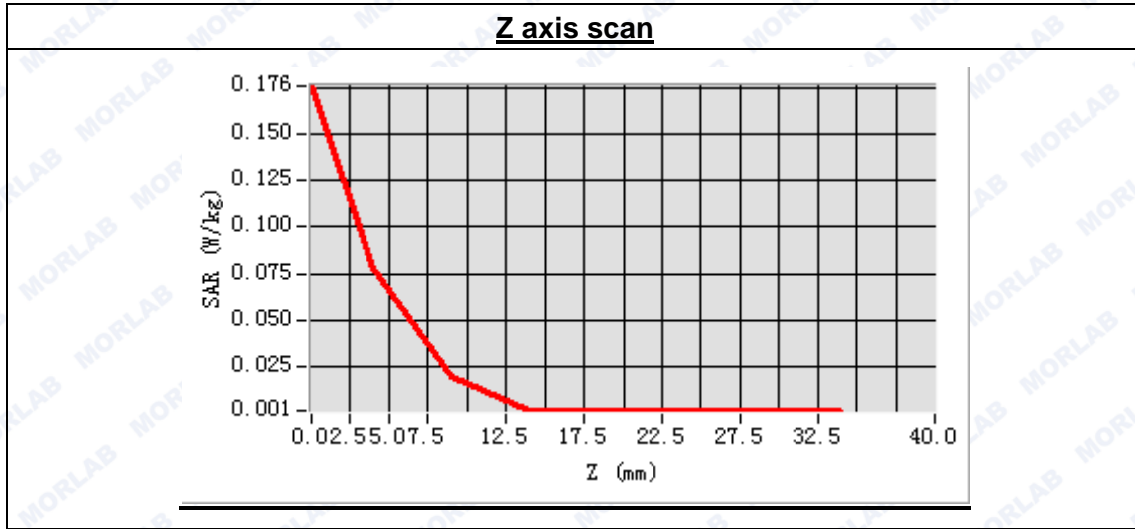


REPORT No. : SZ15100009S01

Maximum location: X=-15.00, Y=-31.00

SAR Peak: 0.19 W/kg

SAR 10g (W/Kg)	0.134644
SAR 1g (W/Kg)	0.418205



**MEASUREMENT 69**

Type: Phone measurement (Complete)

Area scan resolution: dx=8mm,dy=8mm

Zoom scan resolution: dx=5mm, dy=5mm, dz=5mm

Date of measurement: 2015.10.17

Measurement duration: 9 minutes 31 seconds

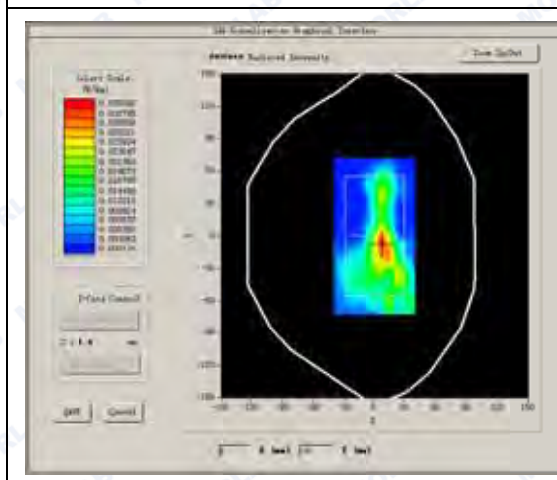
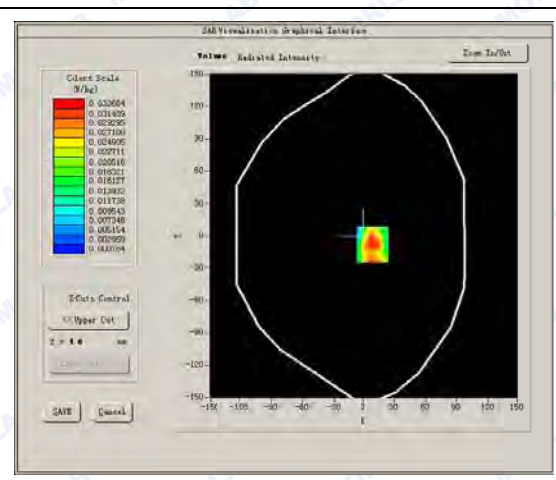
A. Experimental conditions.

Phantom File	surf_sam_plan.txt
Phantom	Flat Plane
Device Position	Body
Band	LTE Band (20MHz)
Channels	Middle
Signal	QPSK_1RB_RB offset 0

B. SAR Measurement Results

Middle Band SAR (Channel 21100):

Frequency (MHz)	2535.000000
Relative permittivity (real part)	52.519342
Conductivity (S/m)	1.935672
Power drift (%)	1.120000
Ambient Temperature:	22.4°C
Liquid Temperature:	21.9°C
ConvF:	4.96
Crest factor:	1:1

SURFACE SAR**VOLUME SAR**



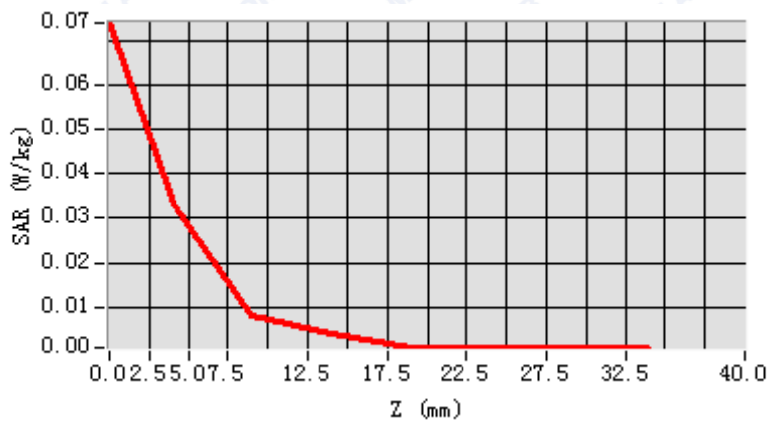
REPORT No. : SZ15100009S01

Maximum location: X=8.00, Y=-8.00

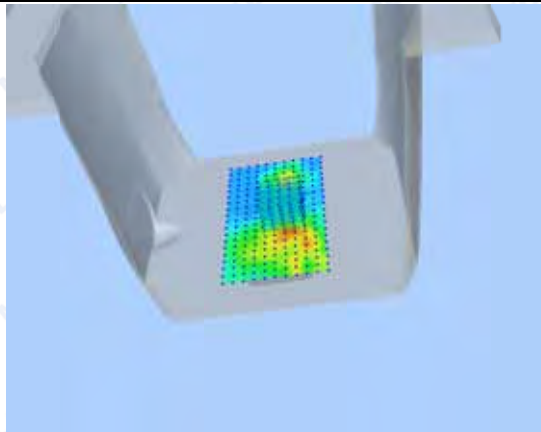
SAR Peak: 0.08 W/kg

SAR 10g (W/Kg)	0.113544
SAR 1g (W/Kg)	0.303663

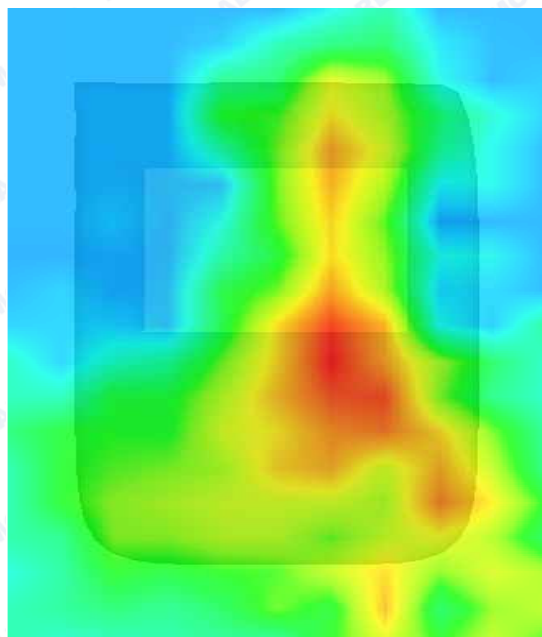
Z axis scan



3D screen shot



Hot spot position





MEASUREMENT 70

Type: Phone measurement (Complete)

Area scan resolution: dx=8mm,dy=8mm

Zoom scan resolution: dx=5mm, dy=5mm, dz=5mm

Date of measurement: 2015.10.17

Measurement duration: 9 minutes 35 seconds

A. Experimental conditions.

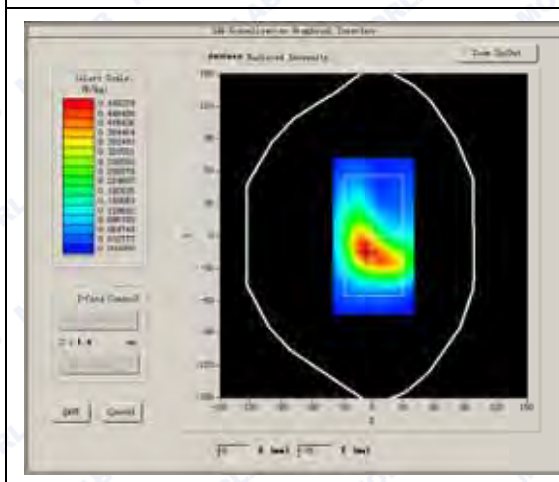
Phantom File	surf_sam_plan.txt
Phantom	Flat Plane
Device Position	Body
Band	LTE Band4 (20MHz)
Channels	Middle
Signal	QPSK_50RB_RB offset 0

B. SAR Measurement Results

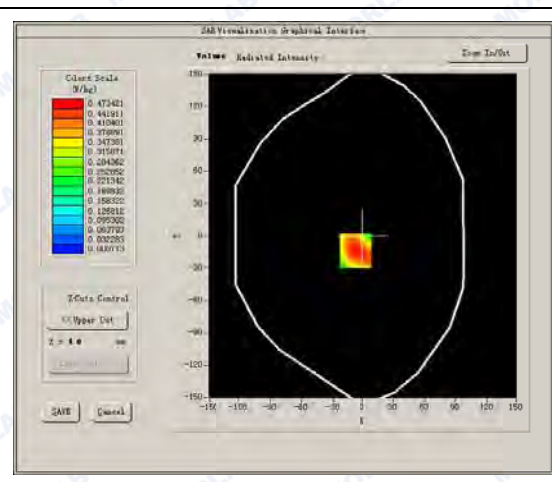
Middle Band SAR (Channel 21100):

Frequency (MHz)	2535.000000
Relative permittivity (real part)	52.519342
Conductivity (S/m)	1.935672
Power drift (%)	-0.150000
Ambient Temperature:	22.4°C
Liquid Temperature:	21.9°C
ConvF:	4.96
Crest factor:	1:1

SURFACE SAR



VOLUME SAR

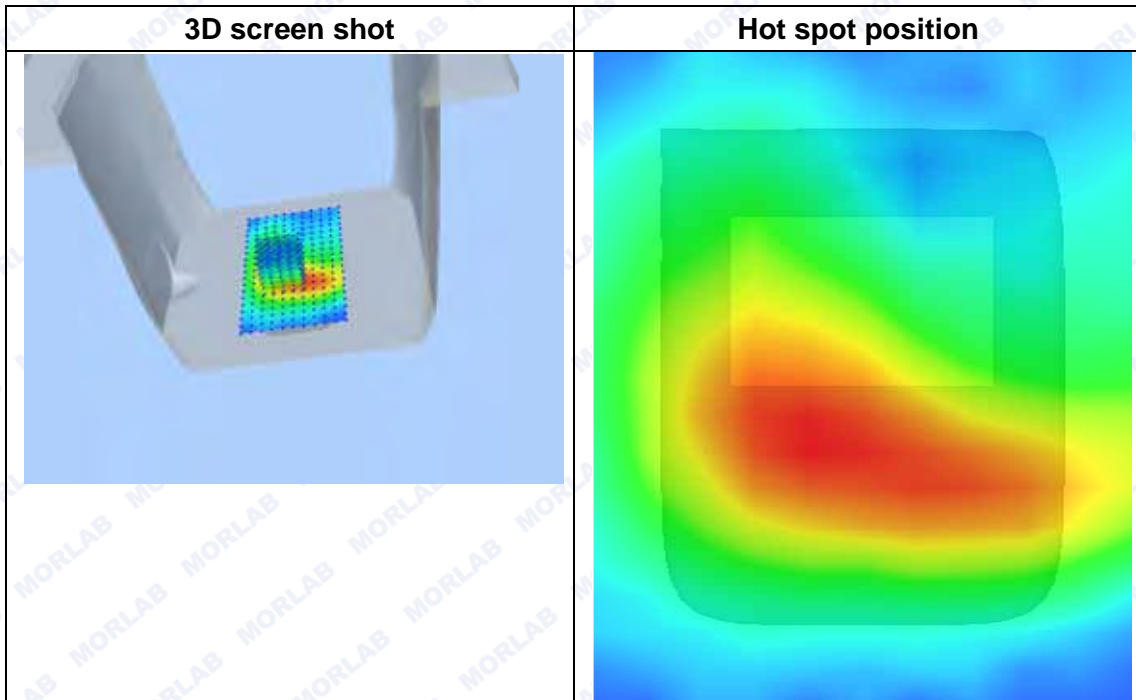
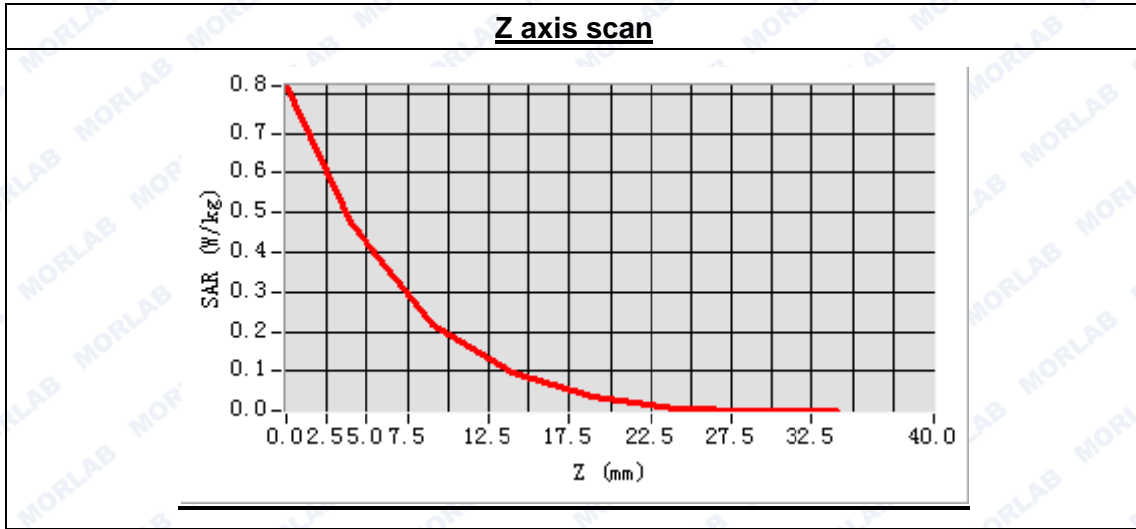




Maximum location: X=-7.00, Y=-14.00

SAR Peak: 0.89 W/kg

SAR 10g (W/Kg)	0.249508
SAR 1g (W/Kg)	0.780995





MEASUREMENT 71

Type: Phone measurement (Complete)
 Area scan resolution: dx=8mm,dy=8mm
 Zoom scan resolution: dx=5mm, dy=5mm, dz=5mm
 Date of measurement: 2015.10.17
 Measurement duration: 9 minutes 33 seconds

A. Experimental conditions.

Phantom File	surf_sam_plan.txt
Phantom	Flat Plane
Device Position	Body
Band	LTE Band7 (20MHz)
Channels	Middle
Signal	QPSK_50RB_RB offset 0

B. SAR Measurement Results

Middle Band SAR (Channel 21100):

Frequency (MHz)	2510.000000
Relative permittivity (real part)	52.519342
Conductivity (S/m)	1.935672
Power drift (%)	-3.660000
Ambient Temperature:	22.4°C
Liquid Temperature:	21.9°C
ConvF:	4.96
Crest factor:	1:1



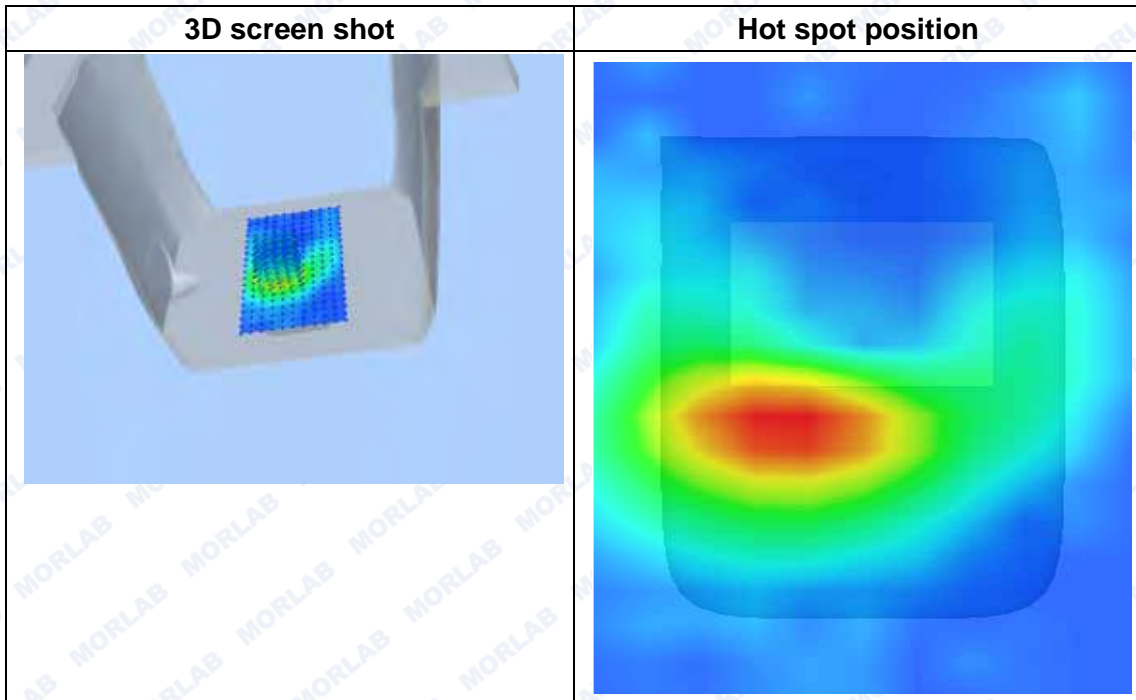
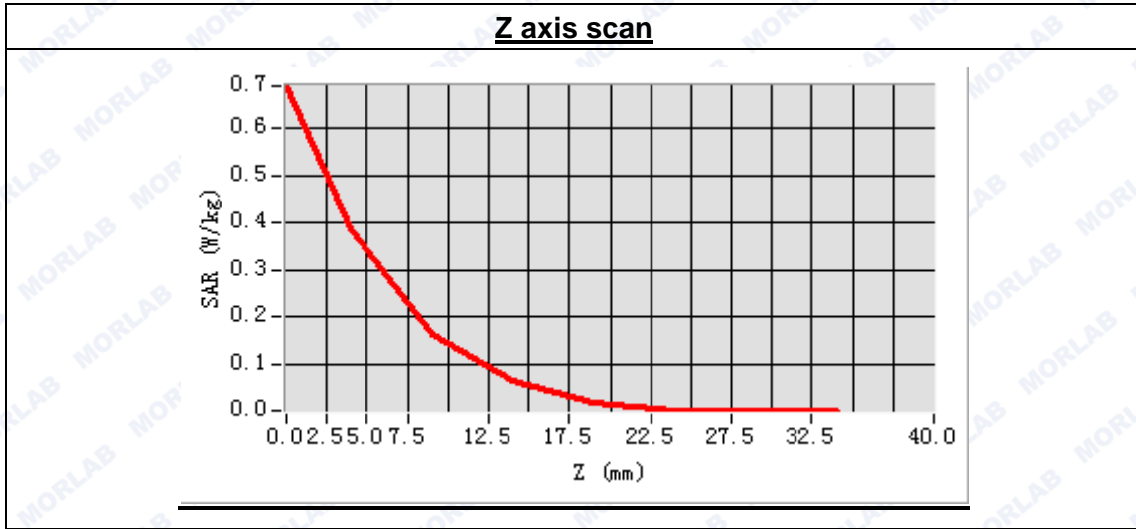


REPORT No. : SZ15100009S01

Maximum location: X=-10.00, Y=-10.00

SAR Peak: 0.75 W/kg

SAR 10g (W/Kg)	0.262607
SAR 1g (W/Kg)	0.647592





MEASUREMENT 72

Type: Phone measurement (Complete)
 Area scan resolution: dx=8mm,dy=8mm
 Zoom scan resolution: dx=5mm, dy=5mm, dz=5mm
 Date of measurement: 2015.10.17
 Measurement duration: 9 minutes 35 seconds

A. Experimental conditions.

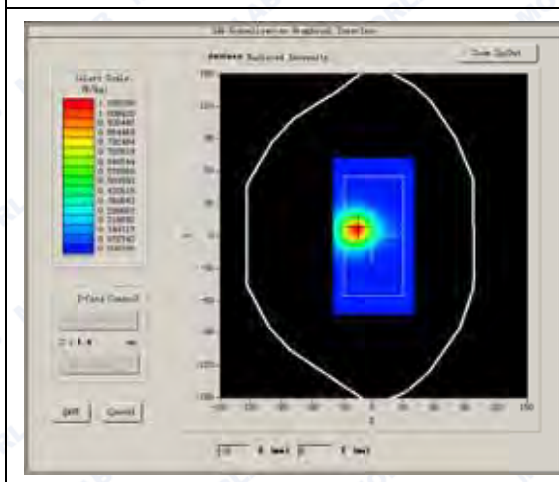
Phantom File	surf_sam_plan.txt
Phantom	Flat Plane
Device Position	Body
Band	LTE Band7 (20MHz)
Channels	Low
Signal	QPSK_50RB_RB offset 0

B. SAR Measurement Results

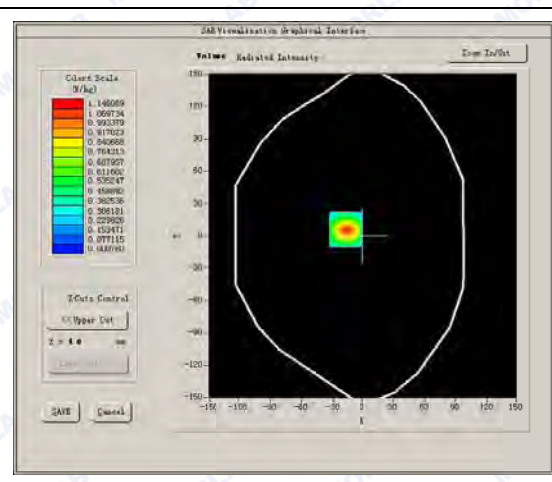
Low Band SAR (Channel 20850):

Frequency (MHz)	2510.000000
Relative permittivity (real part)	52.519342
Conductivity (S/m)	1.935672
Power drift (%)	2.460000
Ambient Temperature:	22.4°C
Liquid Temperature:	21.9°C
ConvF:	4.96
Crest factor:	1:1

SURFACE SAR



VOLUME SAR

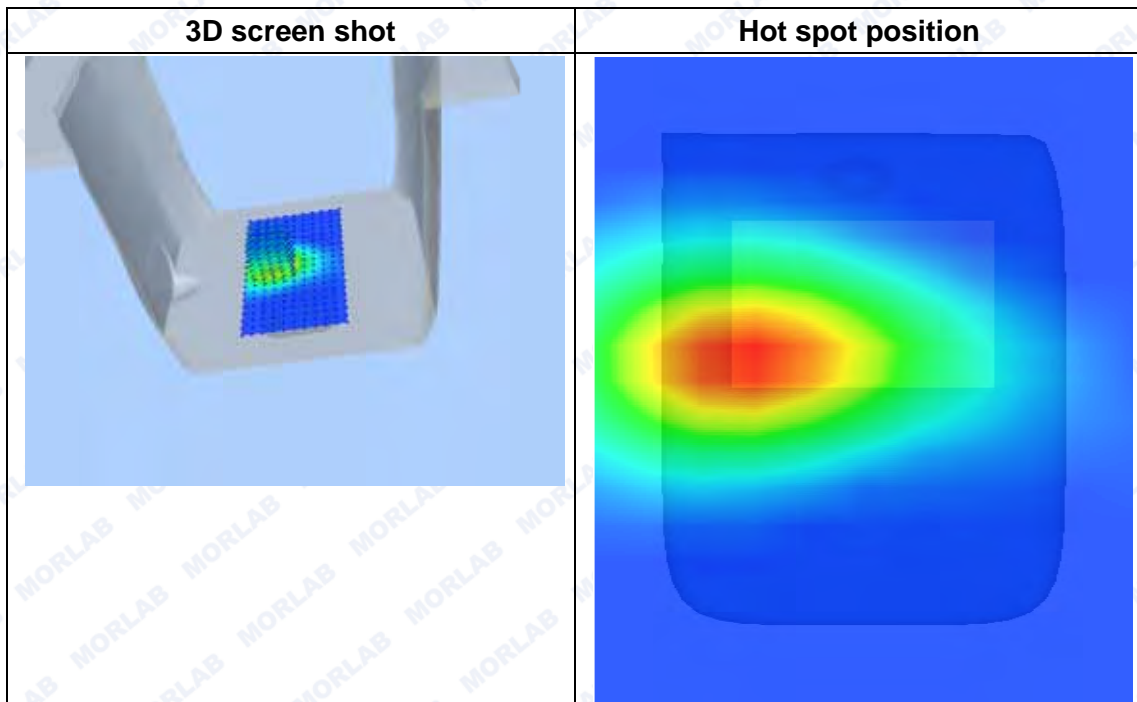
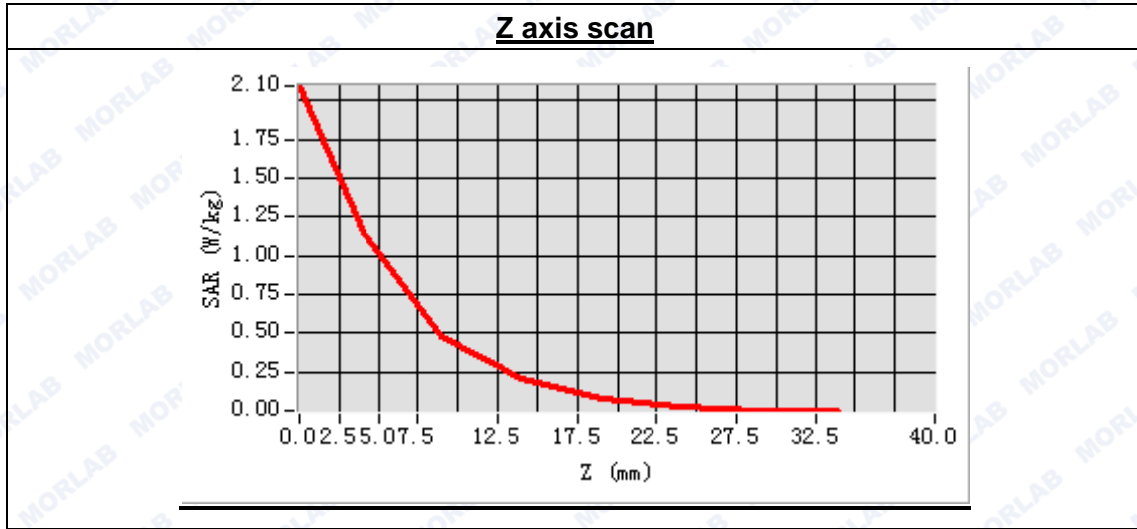




Maximum location: X=-17.00, Y=6.00

SAR Peak: 2.26 W/kg

SAR 10g (W/Kg)	0.200734
SAR 1g (W/Kg)	0.764421





MEASUREMENT 73

Type: Phone measurement (Complete)
 Area scan resolution: dx=8mm,dy=8mm
 Zoom scan resolution: dx=5mm, dy=5mm, dz=5mm
 Date of measurement: 2015.10.17
 Measurement duration: 9 minutes 31 seconds

A. Experimental conditions.

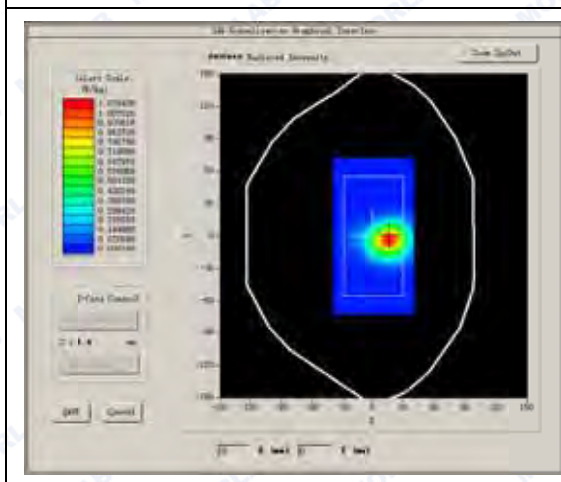
Phantom File	surf_sam_plan.txt
Phantom	Flat Plane
Device Position	Body
Band	LTE Band7 (20MHz)
Channels	Middle
Signal	QPSK_50RB_RB offset 25

B. SAR Measurement Results

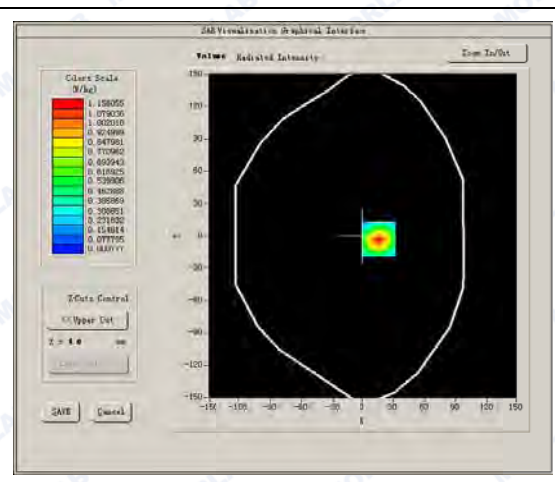
Middle Band SAR (Channel 21100):

Frequency (MHz)	2535.000000
Relative permittivity (real part)	52.519342
Conductivity (S/m)	1.935672
Power drift (%)	1.050000
Ambient Temperature:	22.4°C
Liquid Temperature:	21.9°C
ConvF:	4.96
Crest factor:	1:1

SURFACE SAR



VOLUME SAR

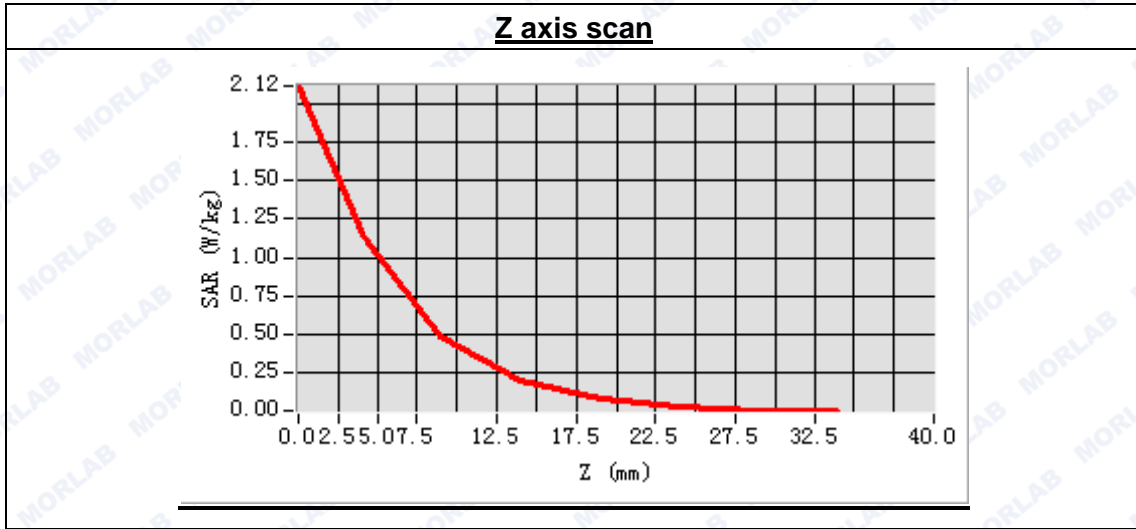




Maximum location: X=16.00, Y=-3.00

SAR Peak: 2.29 W/kg

SAR 10g (W/Kg)	0.198363
SAR 1g (W/Kg)	0.312410



3D screen shot	Hot spot position

MEASUREMENT 74

Type: Phone measurement (Complete)

Area scan resolution: dx=8mm,dy=8mm

Zoom scan resolution: dx=5mm, dy=5mm, dz=5mm

Date of measurement: 2015.10.17

Measurement duration: 9 minutes 31 seconds

A. Experimental conditions.

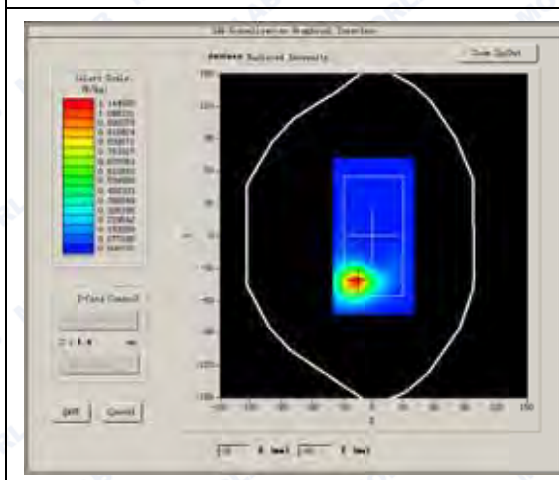
Phantom File	surf_sam_plan.txt
Phantom	Flat Plane
Device Position	Body
Band	LTE Band7 (20MHz)
Channels	High
Signal	QPSK_50RB_RB offset 0

B. SAR Measurement Results

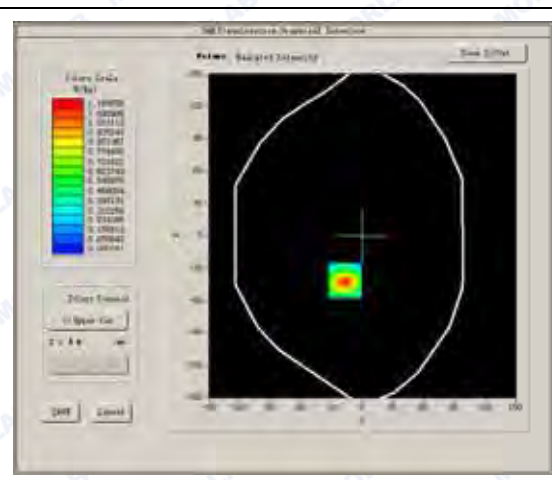
Low Band SAR (Channel 20850):

Frequency (MHz)	2510.000000
Relative permittivity (real part)	52.519342
Conductivity (S/m)	1.935672
Power drift (%)	1.050000
Ambient Temperature:	22.4°C
Liquid Temperature:	21.9°C
ConvF:	4.96
Crest factor:	1:1

SURFACE SAR



VOLUME SAR

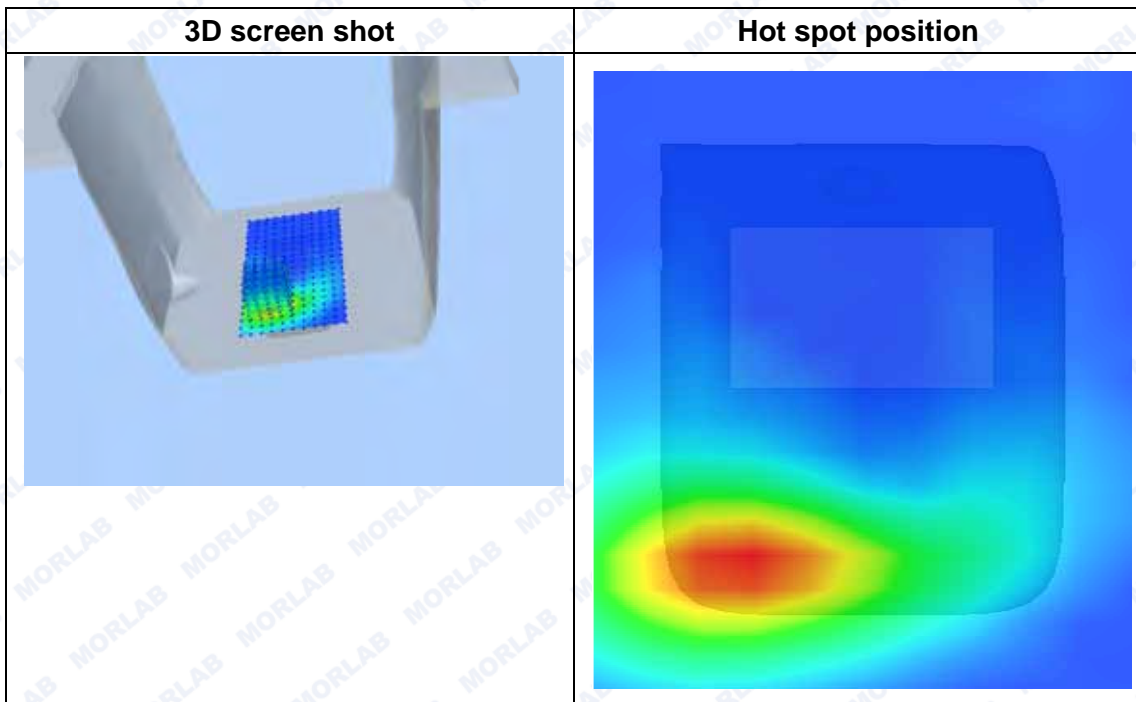
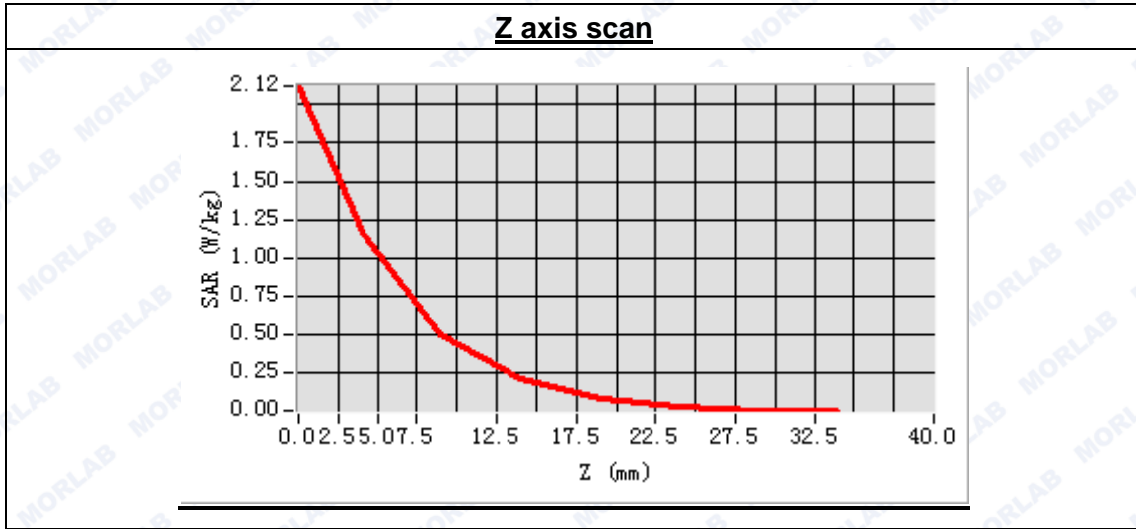




Maximum location: X=-17.00, Y=-41.00

SAR Peak: 0.32 W/kg

SAR 10g (W/Kg)	0.087002
SAR 1g (W/Kg)	0.208124





MEASUREMENT 75

Type: Phone measurement (Complete)
 Area scan resolution: dx=8mm,dy=8mm
 Zoom scan resolution: dx=5mm, dy=5mm, dz=5mm
 Date of measurement: 2015.10.17
 Measurement duration: 9 minutes 31 seconds

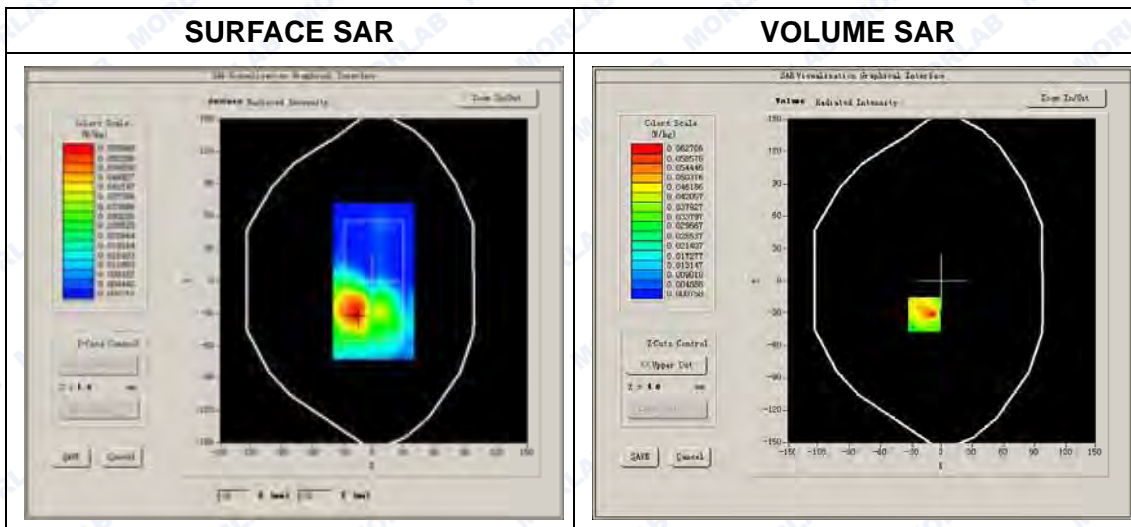
A. Experimental conditions.

Phantom File	surf_sam_plan.txt
Phantom	Flat Plane
Device Position	Body
Band	LTE Band7 (20MHz)
Channels	Middle
Signal	QPSK_100RB_RB offset 25

B. SAR Measurement Results

Middle Band SAR (Channel 21100):

Frequency (MHz)	2535.000000
Relative permittivity (real part)	52.519342
Conductivity (S/m)	1.935672
Power drift (%)	1.050000
Ambient Temperature:	22.4°C
Liquid Temperature:	21.9°C
ConvF:	4.96
Crest factor:	1:1

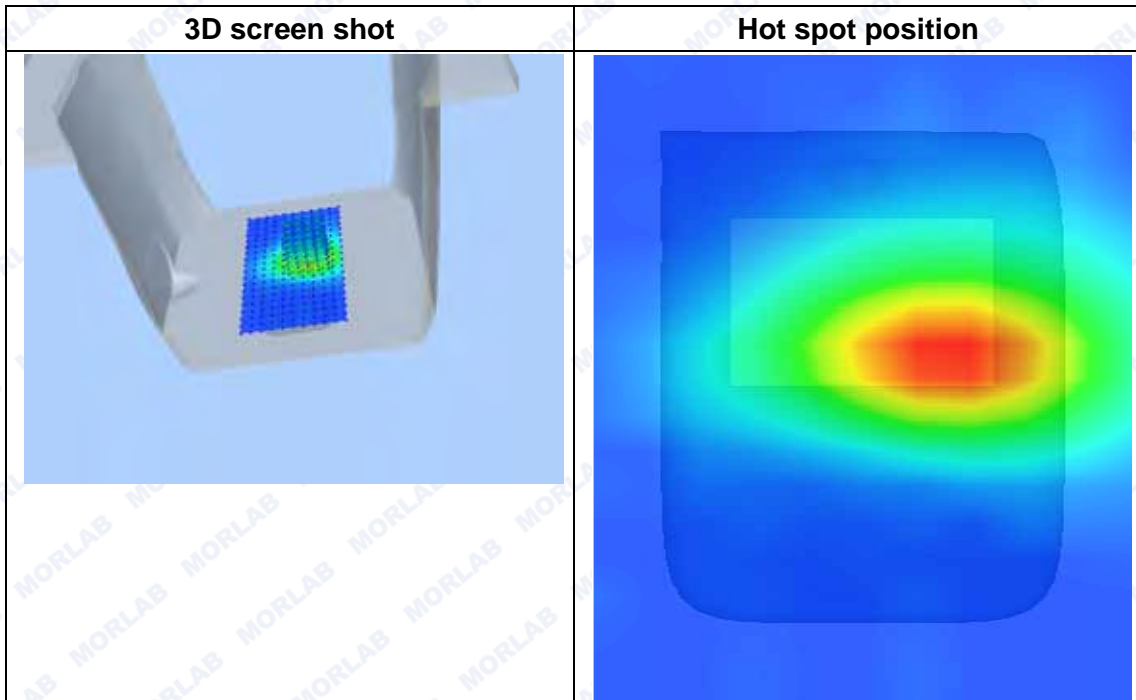
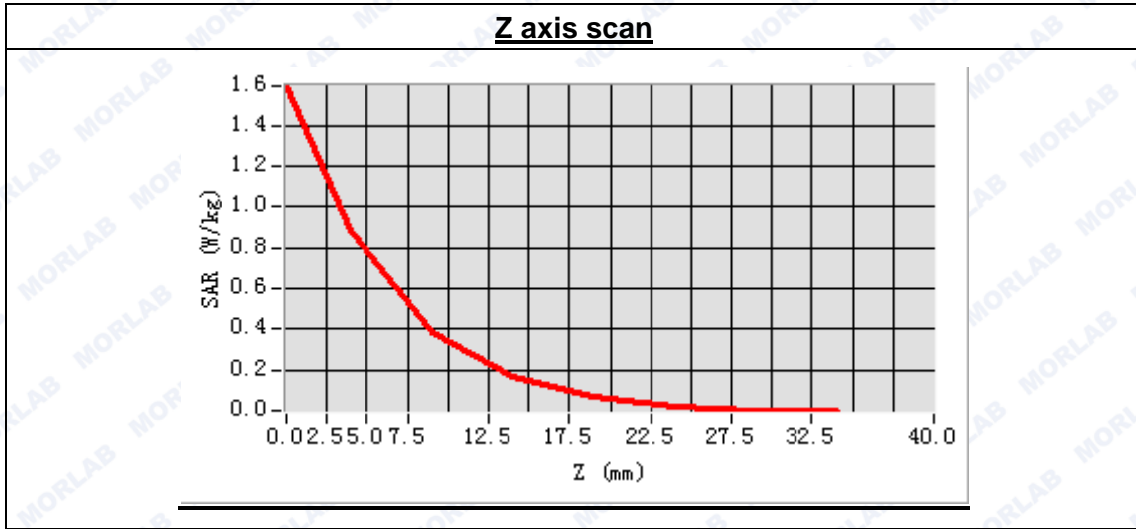




Maximum location: X=-17.00, Y=-31.00

SAR Peak: 0.16 W/kg

SAR 10g (W/Kg)	0.224462
SAR 1g (W/Kg)	0.754667





MEASUREMENT 76

Type: Phone measurement (Complete)
Area scan resolution: dx=8mm,dy=8mm
Zoom scan resolution: dx=5mm, dy=5mm, dz=5mm
Date of measurement: 2015.10.17
Measurement duration: 9 minutes 31 seconds

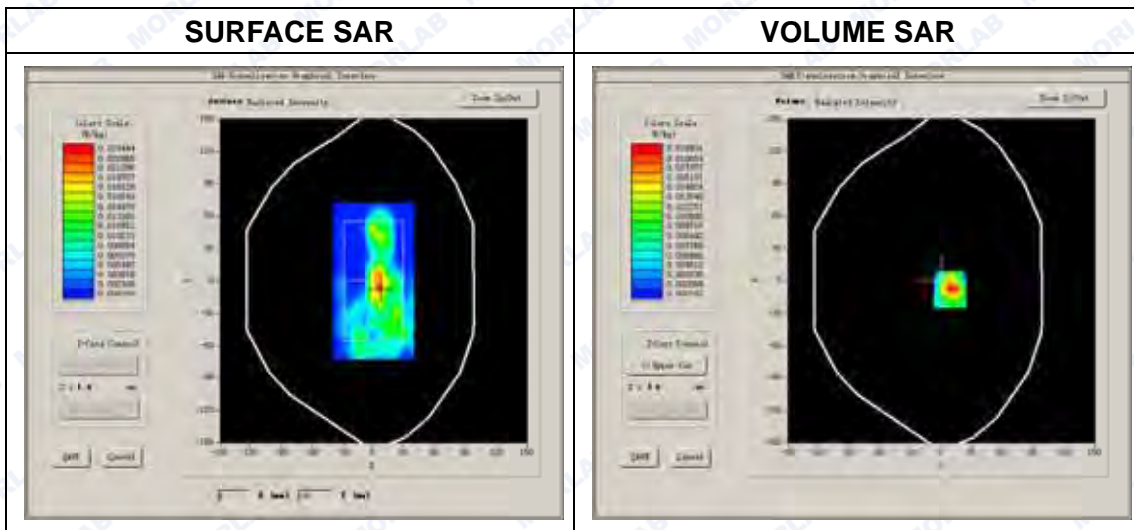
A. Experimental conditions.

Phantom File	surf_sam_plan.txt
Phantom	Flat Plane
Device Position	Body
Band	LTE Band7 (20MHz)
Channels	Middle
Signal	QPSK_100RB_RB offset 25

B. SAR Measurement Results

Middle Band SAR (Channel 21100):

Frequency (MHz)	2535.000000
Relative permittivity (real part)	52.519342
Conductivity (S/m)	1.935672
Power drift (%)	1.050000
Ambient Temperature:	22.4°C
Liquid Temperature:	21.9°C
ConvF:	4.96
Crest factor:	1:1





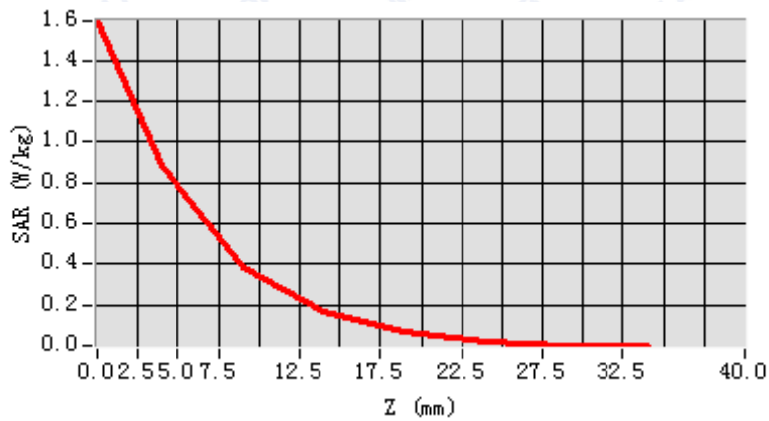
REPORT No. : SZ15100009S01

Maximum location: X=8.00, Y=-8.00


SAR Peak: 0.06 W/kg

SAR 10g (W/Kg)	0.258267
SAR 1g (W/Kg)	0.738614

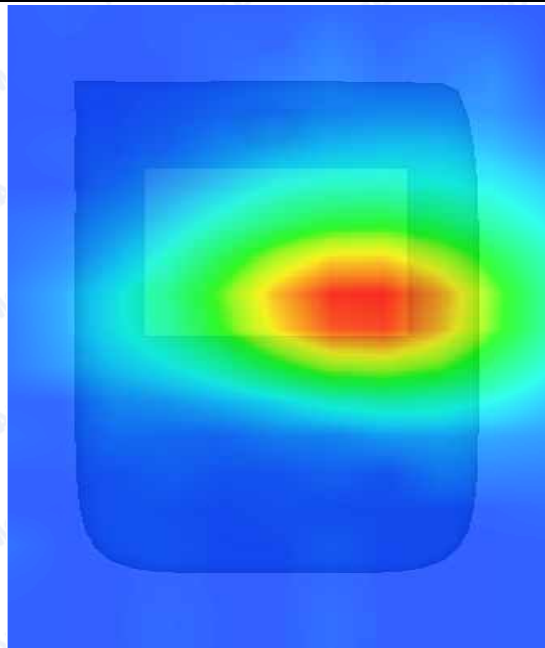
Z axis scan



3D screen shot



Hot spot position





MEASUREMENT 77

Type: Phone measurement (Complete)
 Area scan resolution: dx=8mm,dy=8mm
 Zoom scan resolution: dx=5mm, dy=5mm, dz=5mm
 Date of measurement: 2015.10.16
 Measurement duration: 9 minutes 33 seconds

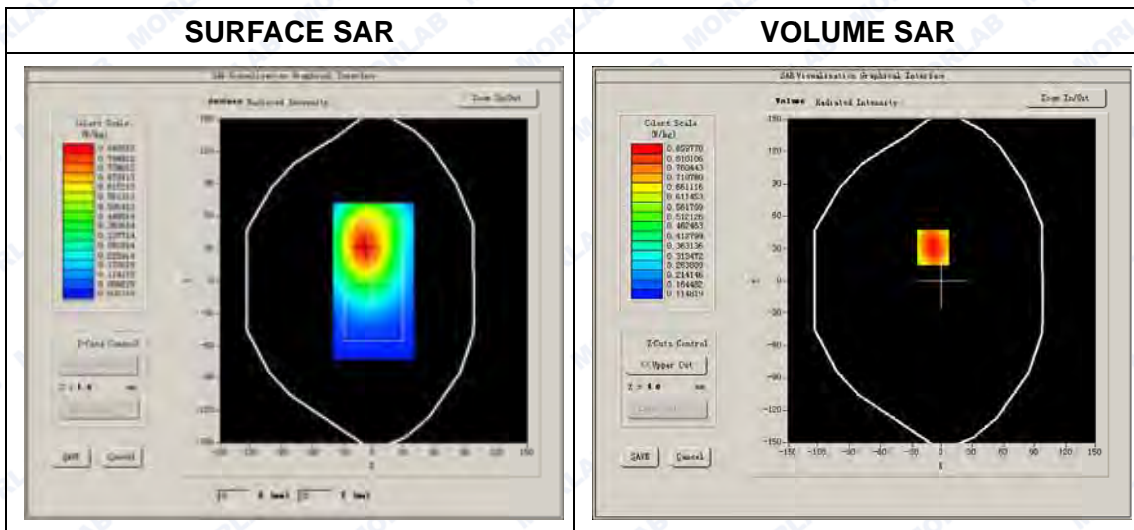
A. Experimental conditions.

Phantom File	surf_sam_plan.txt
Phantom	Flat Plane
Device Position	Body
Band	LTE Band 17
Channels	Low
Signal	QPSK_10M_1RB offset 0

B. SAR Measurement Results

Low Band SAR (Channel 23780):

Frequency (MHz)	709.000000
Relative permittivity (real part)	54.481249
Conductivity (S/m)	0.932541
Power drift (%)	-1.210000
Ambient Temperature:	22.4°C
Liquid Temperature:	21.9°C
ConvF:	5.51
Crest factor:	1:1

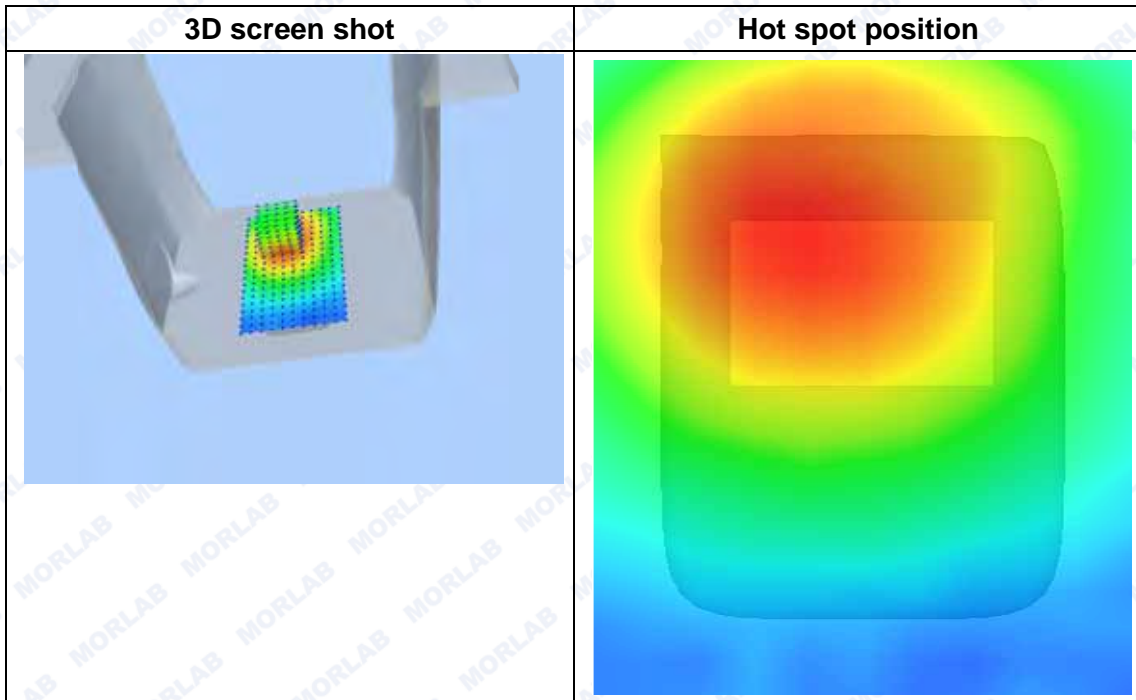
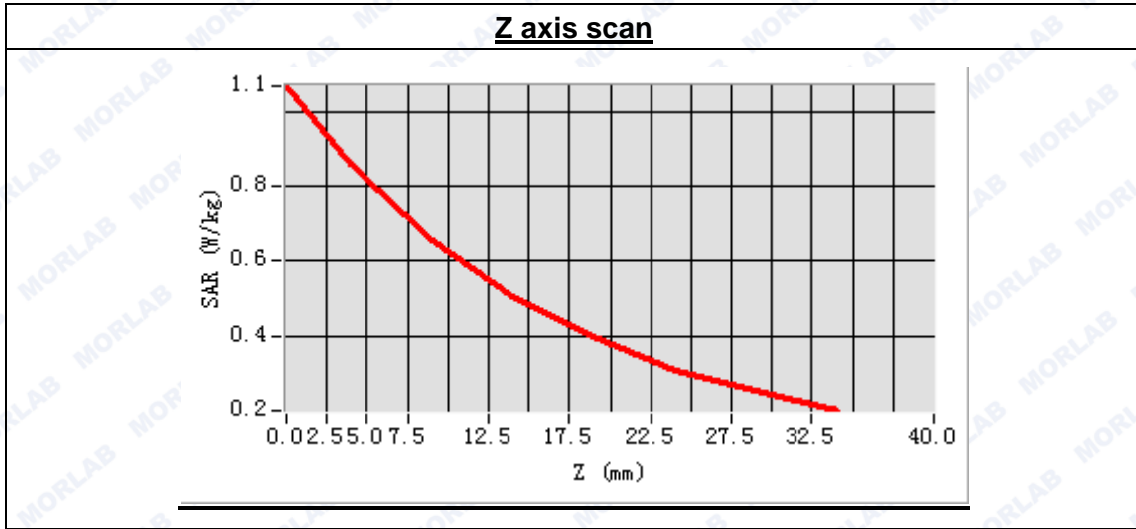




Maximum location: X=-9.00, Y=31.00

SAR Peak: 1.27 W/kg

SAR 10g (W/Kg)	0.710125
SAR 1g (W/Kg)	1.044101





MEASUREMENT 78

Type: Phone measurement (Complete)
 Area scan resolution: dx=8mm,dy=8mm
 Zoom scan resolution: dx=5mm, dy=5mm, dz=5mm
 Date of measurement: 2015.10.16
 Measurement duration: 9 minutes 33 seconds

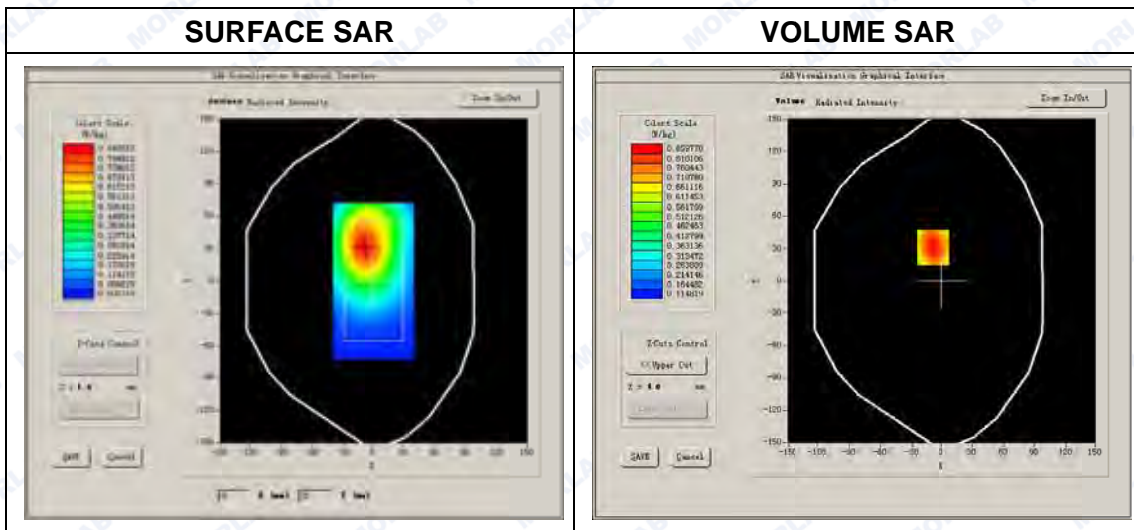
A. Experimental conditions.

Phantom File	surf_sam_plan.txt
Phantom	Flat Plane
Device Position	Body
Band	LTE Band 17
Channels	Middle
Signal	QPSK_10M_1RB offset 0

B. SAR Measurement Results

Middle Band SAR (Channel 23790):

Frequency (MHz)	710.000000
Relative permittivity (real part)	54.481249
Conductivity (S/m)	0.932541
Power drift (%)	-1.210000
Ambient Temperature:	22.4°C
Liquid Temperature:	21.9°C
ConvF:	5.51
Crest factor:	1:1

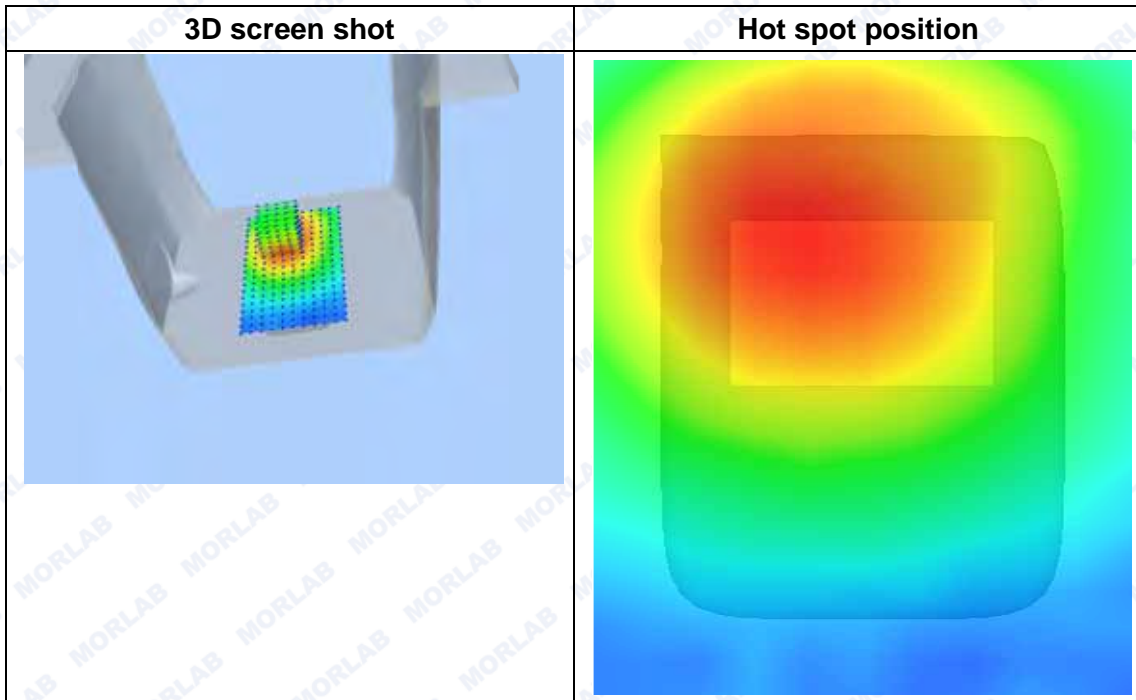
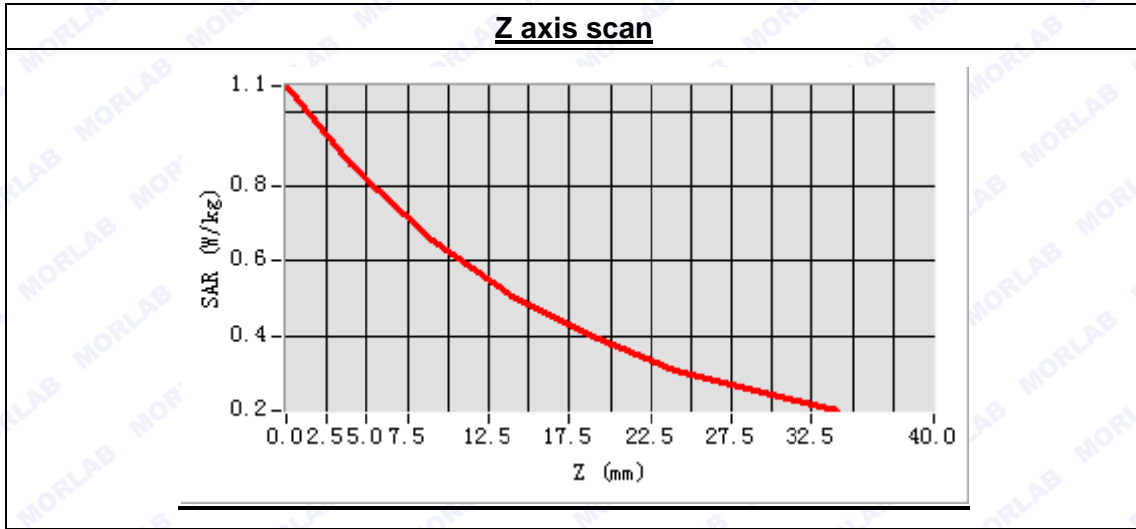




Maximum location: X=-9.00, Y=31.00

SAR Peak: 1.27 W/kg

SAR 10g (W/Kg)	0.727541
SAR 1g (W/Kg)	1.017747





MEASUREMENT 79

Type: Phone measurement (Complete)
Area scan resolution: dx=8mm,dy=8mm
Zoom scan resolution: dx=5mm, dy=5mm, dz=5mm
Date of measurement: 2015.10.16
Measurement duration: 9 minutes 33 seconds

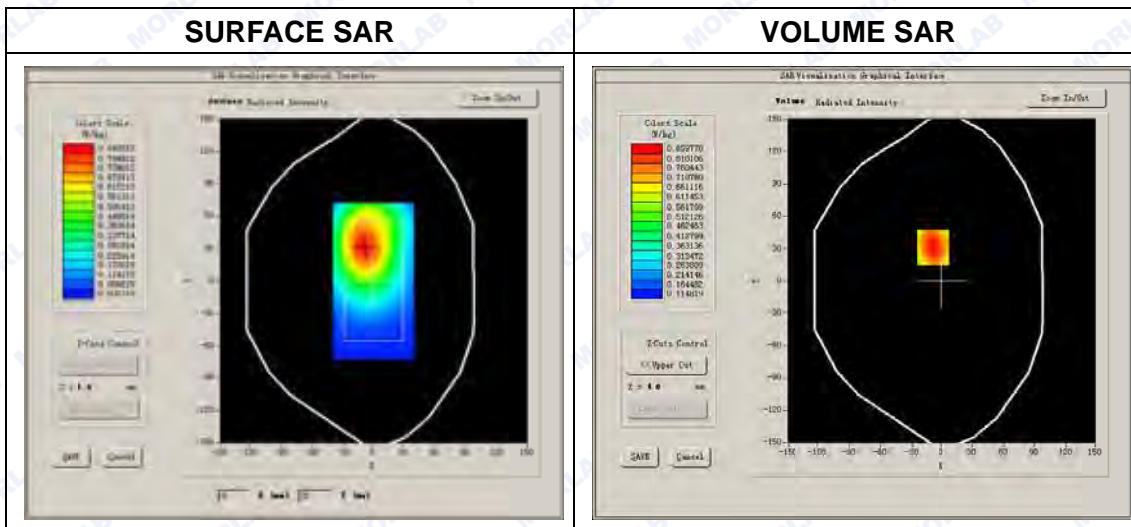
A. Experimental conditions.

Phantom File	surf_sam_plan.txt
Phantom	Flat Plane
Device Position	Body
Band	LTE Band 17
Channels	High
Signal	QPSK_10M_1RB offset 0

B. SAR Measurement Results

High Band SAR (Channel 23800):

Frequency (MHz)	711.000000
Relative permittivity (real part)	54.481249
Conductivity (S/m)	0.932541
Power drift (%)	-1.210000
Ambient Temperature:	22.4°C
Liquid Temperature:	21.9°C
ConvF:	5.51
Crest factor:	1:1

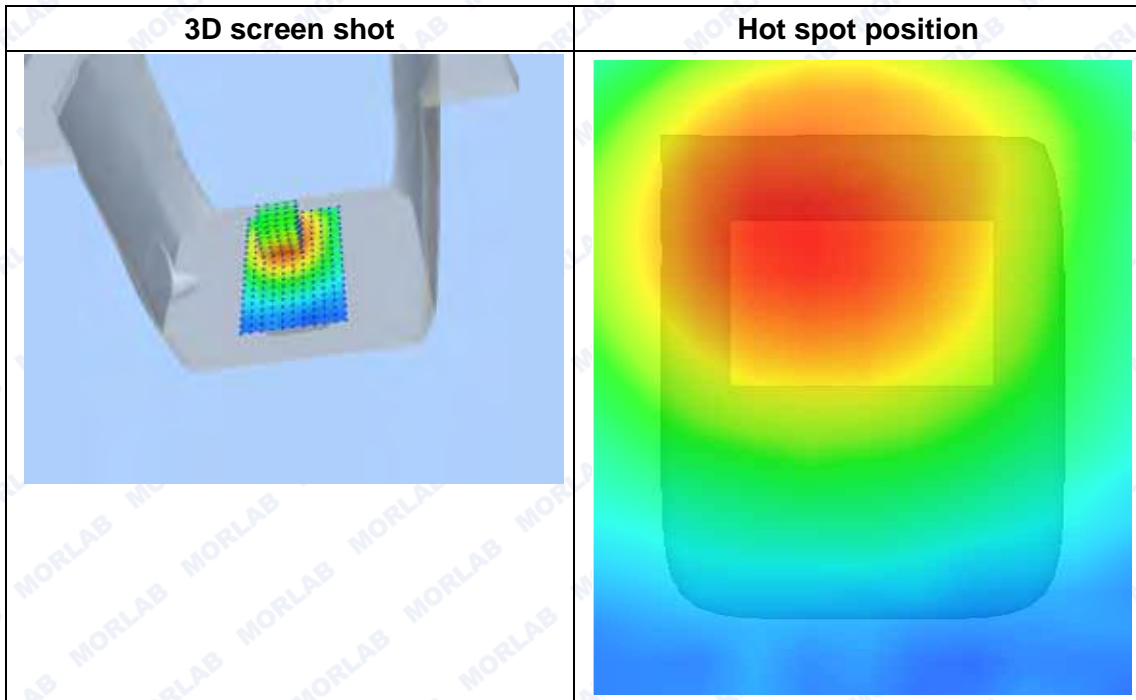
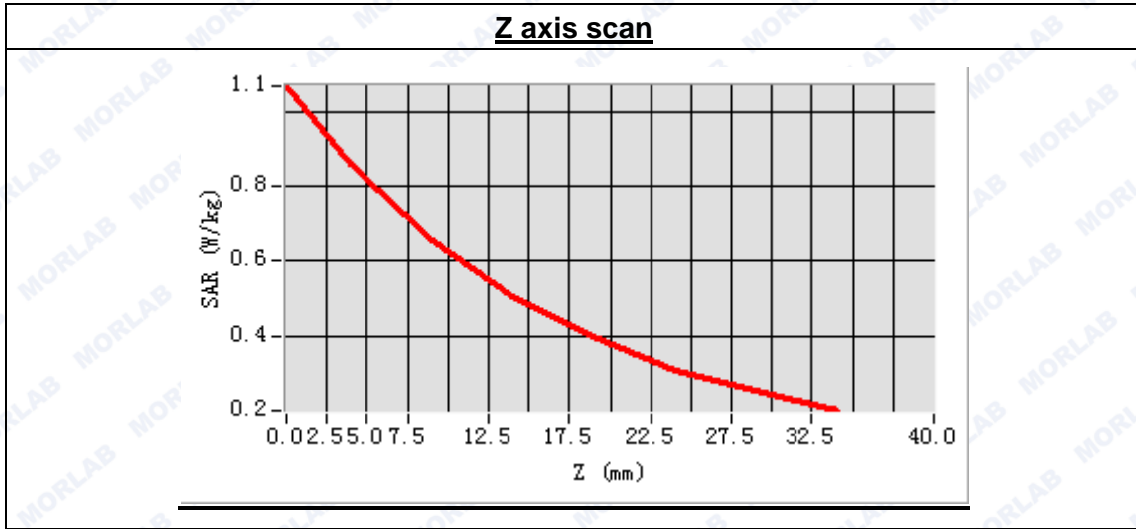




Maximum location: X=-9.00, Y=31.00

SAR Peak: 1.27 W/kg

SAR 10g (W/Kg)	0.658421
SAR 1g (W/Kg)	1.005215





MEASUREMENT 80

Type: Phone measurement (Complete)
 Area scan resolution: dx=8mm,dy=8mm
 Zoom scan resolution: dx=5mm, dy=5mm, dz=5mm
 Date of measurement: 2015.10.16
 Measurement duration: 9 minutes 33 seconds

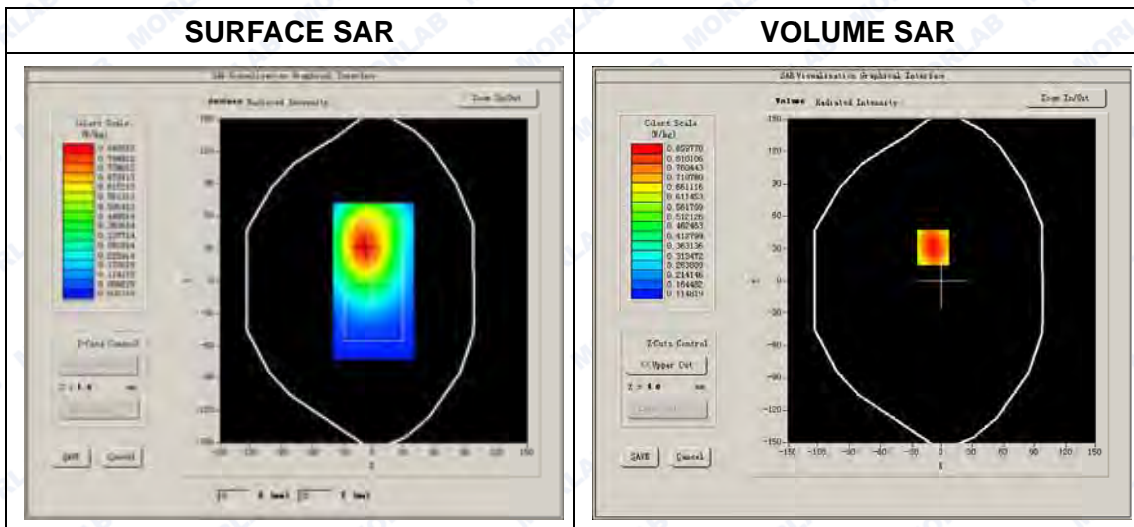
A. Experimental conditions.

Phantom File	surf_sam_plan.txt
Phantom	Flat Plane
Device Position	Body
Band	LTE Band 17
Channels	Low
Signal	QPSK_10M_1RB offset 0

B. SAR Measurement Results

Low Band SAR (Channel 23780):

Frequency (MHz)	709.000000
Relative permittivity (real part)	54.481249
Conductivity (S/m)	0.932541
Power drift (%)	-1.210000
Ambient Temperature:	22.4°C
Liquid Temperature:	21.9°C
ConvF:	5.51
Crest factor:	1:1

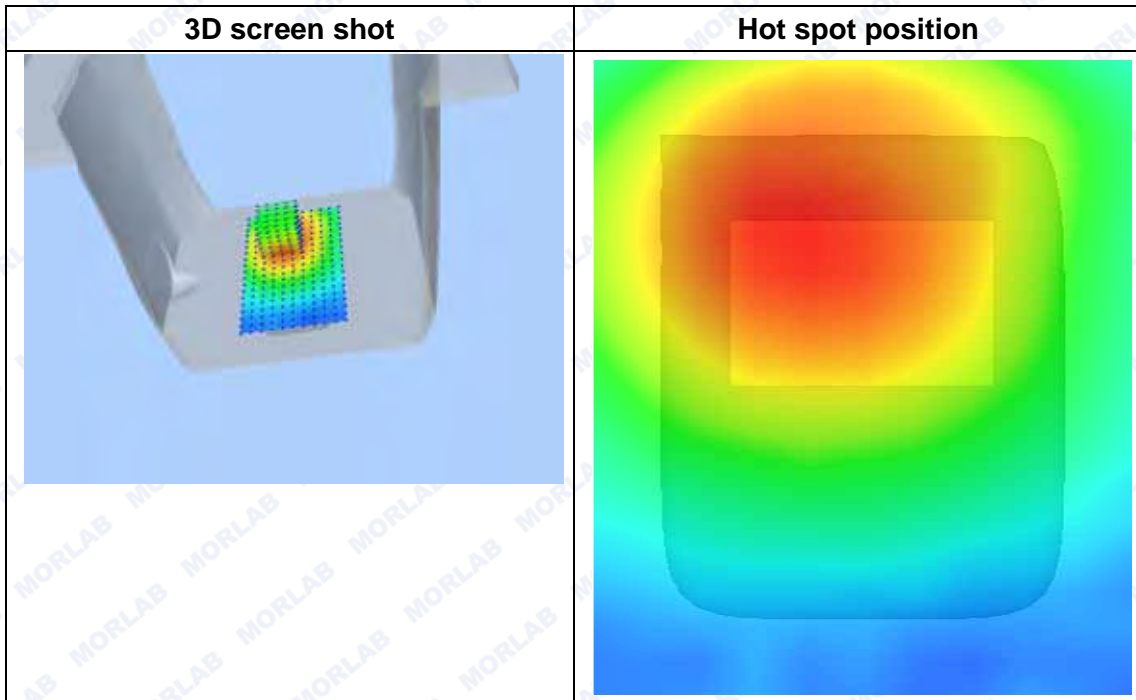
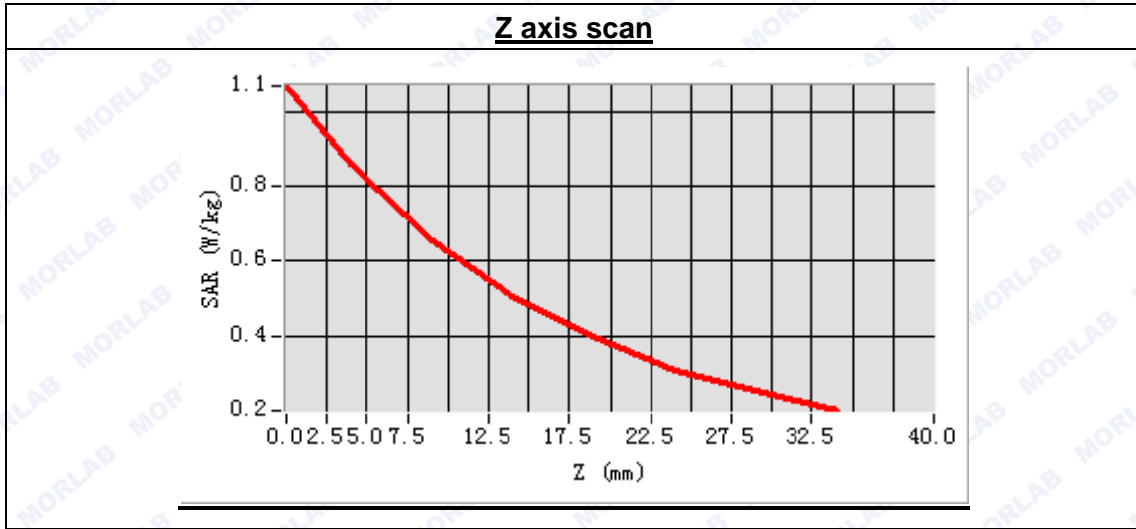




Maximum location: X=-9.00, Y=31.00

SAR Peak: 1.27 W/kg

SAR 10g (W/Kg)	0.527541
SAR 1g (W/Kg)	0.871354





MEASUREMENT 81

Type: Phone measurement (Complete)
 Area scan resolution: dx=8mm,dy=8mm
 Zoom scan resolution: dx=5mm, dy=5mm, dz=5mm
 Date of measurement: 2015.10.16
 Measurement duration: 9 minutes 33 seconds

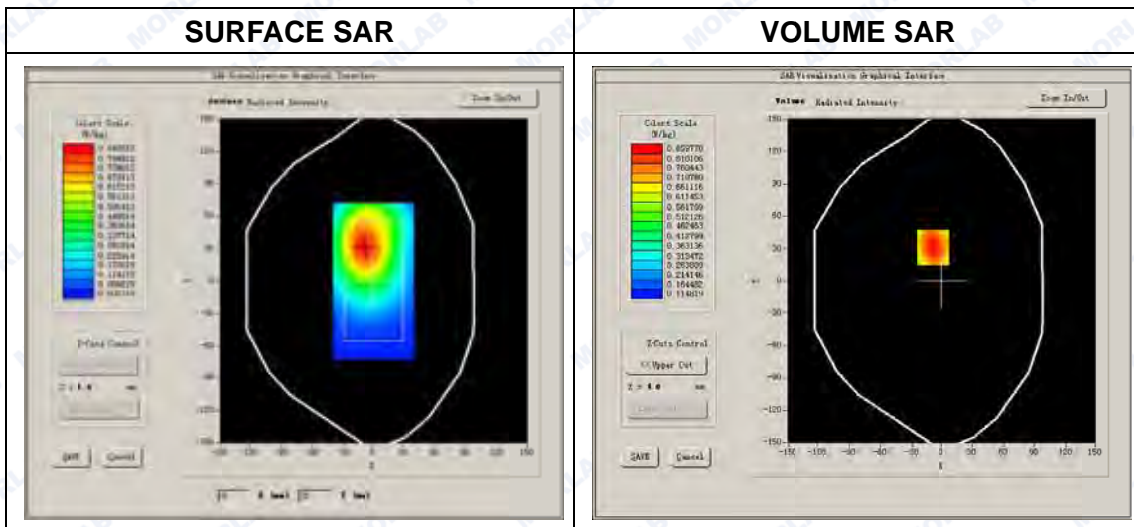
A. Experimental conditions.

Phantom File	surf_sam_plan.txt
Phantom	Flat Plane
Device Position	Body
Band	LTE Band 17
Channels	Middle
Signal	QPSK_10M_1RB offset 0

B. SAR Measurement Results

Middle Band SAR (Channel 23790):

Frequency (MHz)	710.000000
Relative permittivity (real part)	54.481249
Conductivity (S/m)	0.932541
Power drift (%)	-1.210000
Ambient Temperature:	22.4°C
Liquid Temperature:	21.9°C
ConvF:	5.51
Crest factor:	1:1

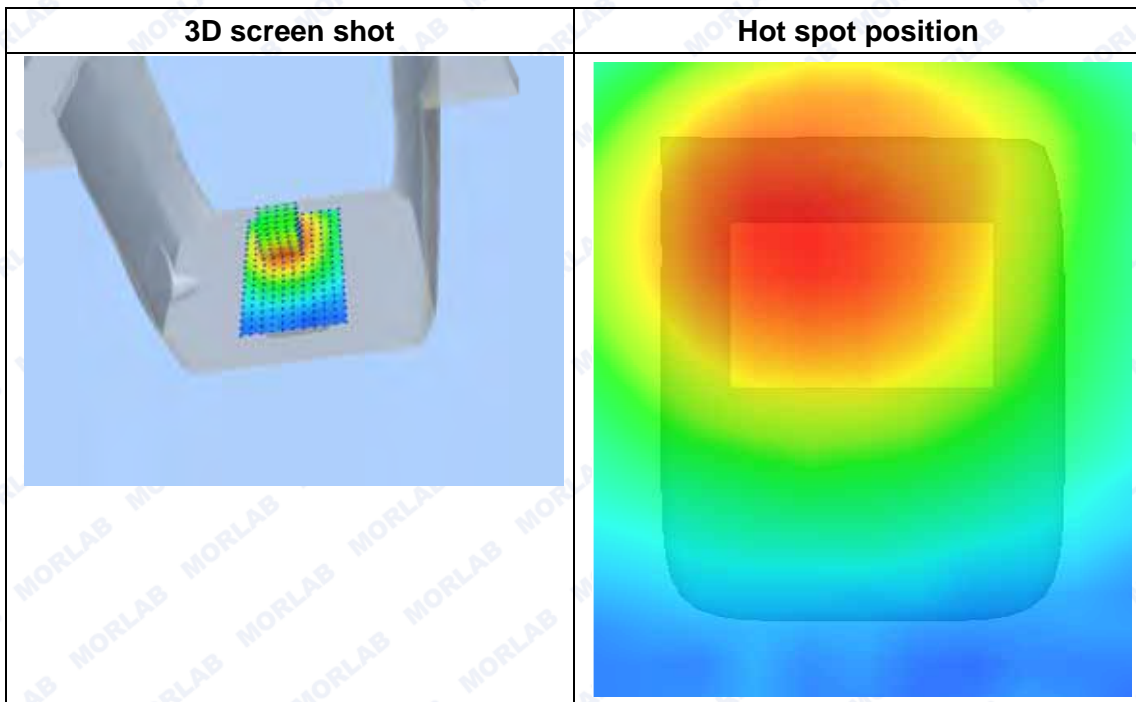
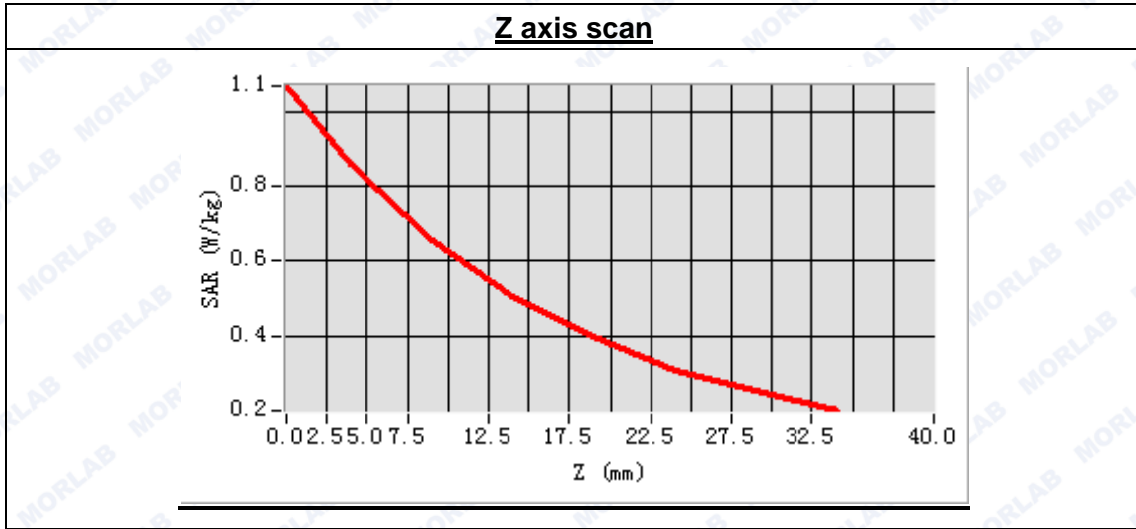




Maximum location: X=-9.00, Y=31.00

SAR Peak: 1.27 W/kg

SAR 10g (W/Kg)	0.452143
SAR 1g (W/Kg)	0.843021





MEASUREMENT 82

Type: Phone measurement (Complete)
 Area scan resolution: dx=8mm,dy=8mm
 Zoom scan resolution: dx=5mm, dy=5mm, dz=5mm
 Date of measurement: 2015.10.16
 Measurement duration: 9 minutes 33 seconds

A. Experimental conditions.

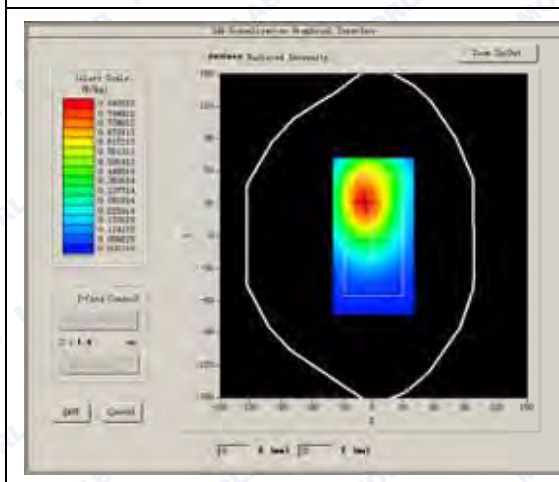
Phantom File	surf_sam_plan.txt
Phantom	Flat Plane
Device Position	Body
Band	LTE Band 17
Channels	High
Signal	QPSK_10M_1RB offset 0

B. SAR Measurement Results

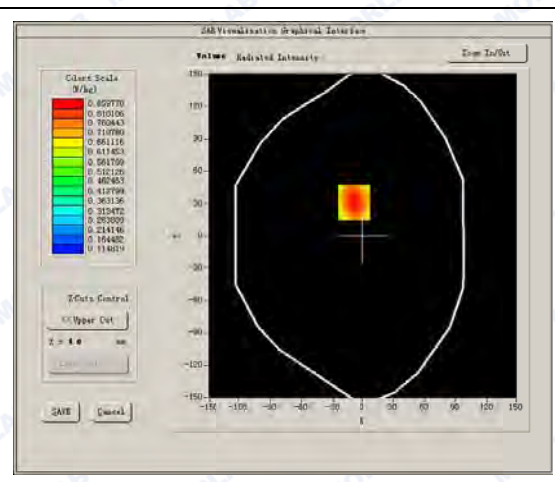
High Band SAR (Channel 23800):

Frequency (MHz)	711.000000
Relative permittivity (real part)	54.481249
Conductivity (S/m)	0.932541
Power drift (%)	-1.210000
Ambient Temperature:	22.4°C
Liquid Temperature:	21.9°C
ConvF:	5.51
Crest factor:	1:1

SURFACE SAR



VOLUME SAR

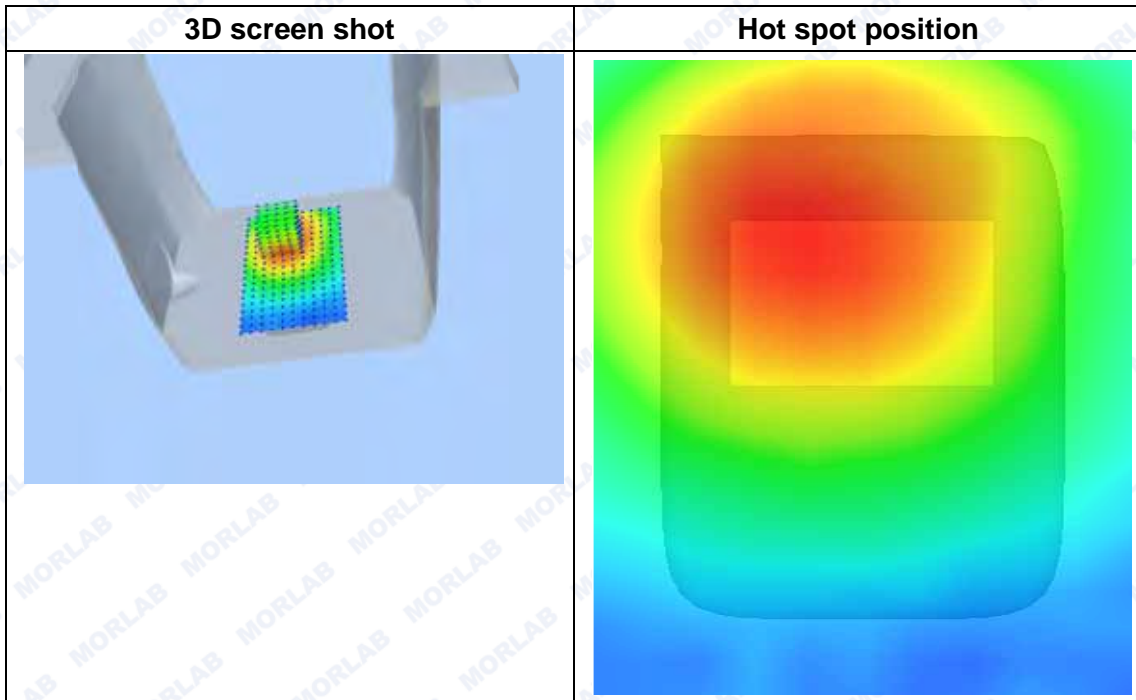
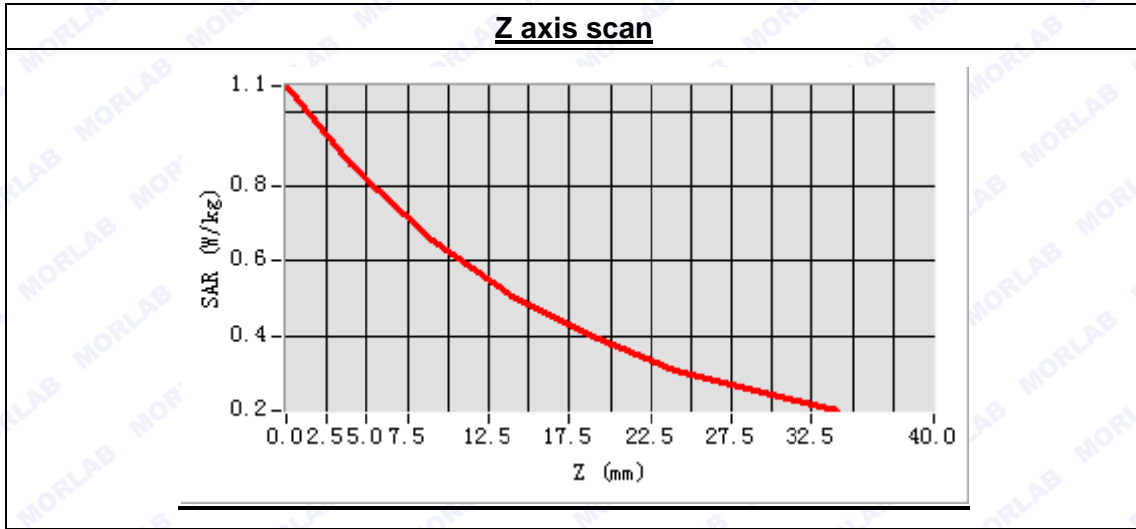




Maximum location: X=-9.00, Y=31.00

SAR Peak: 1.27 W/kg

SAR 10g (W/Kg)	0.415248
SAR 1g (W/Kg)	0.866214





MEASUREMENT 83

Type: Phone measurement (Complete)
 Area scan resolution: dx=8mm,dy=8mm
 Zoom scan resolution: dx=5mm, dy=5mm, dz=5mm
 Date of measurement: 2015.10.16
 Measurement duration: 9 minutes 33 seconds

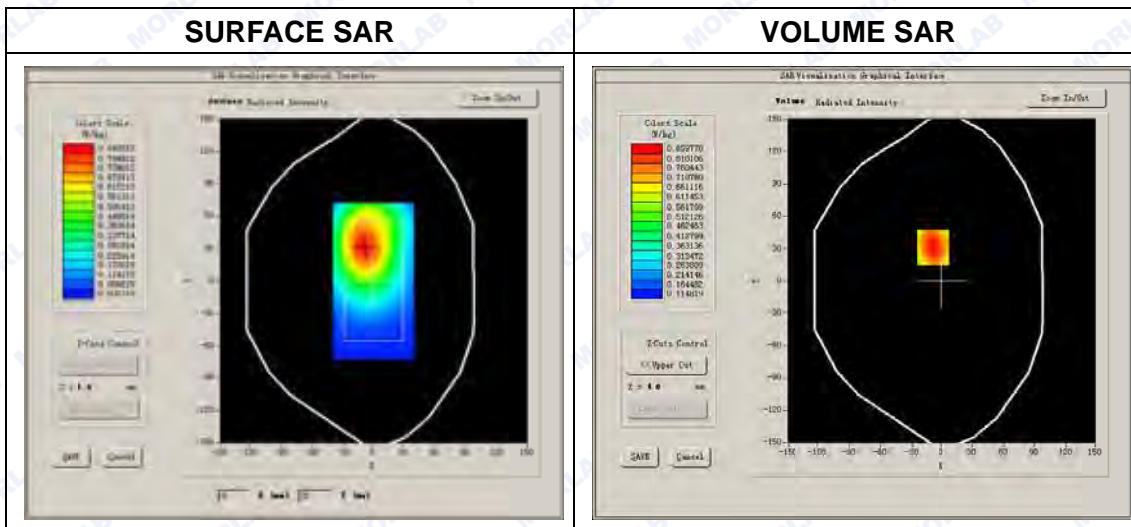
A. Experimental conditions.

Phantom File	surf_sam_plan.txt
Phantom	Flat Plane
Device Position	Body
Band	LTE Band 17
Channels	Low
Signal	QPSK_10M_1RB offset 0

B. SAR Measurement Results

Low Band SAR (Channel 23780):

Frequency (MHz)	709.000000
Relative permittivity (real part)	54.481249
Conductivity (S/m)	0.932541
Power drift (%)	-1.210000
Ambient Temperature:	22.4°C
Liquid Temperature:	21.9°C
ConvF:	5.51
Crest factor:	1:1

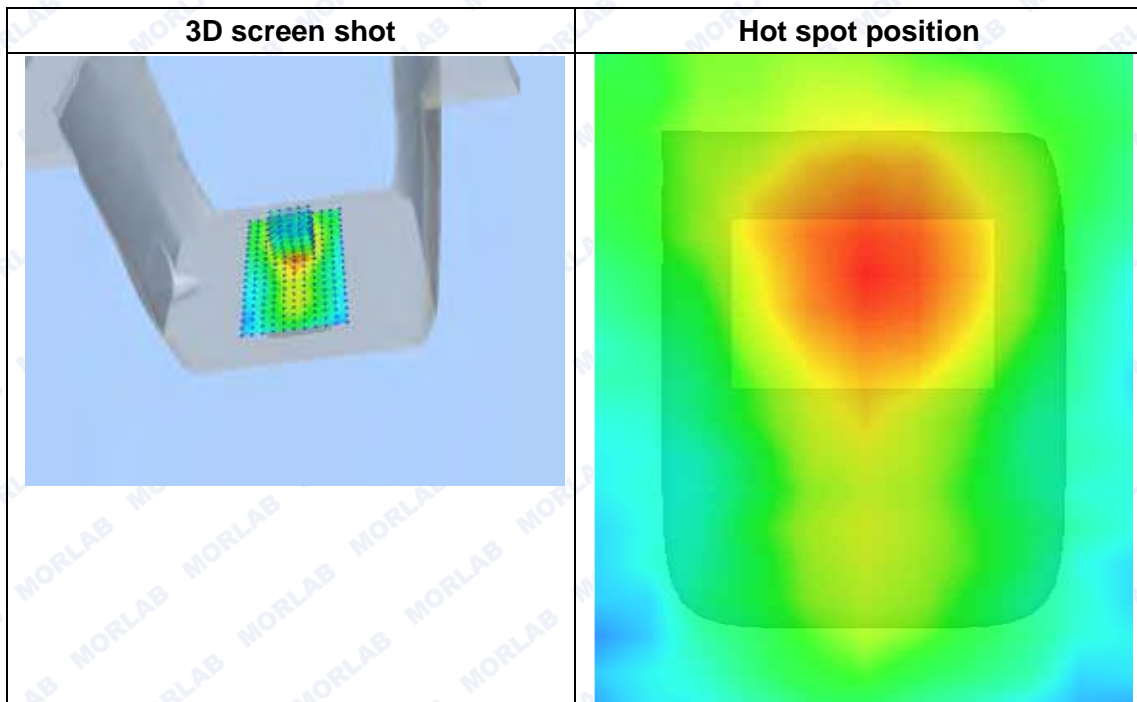
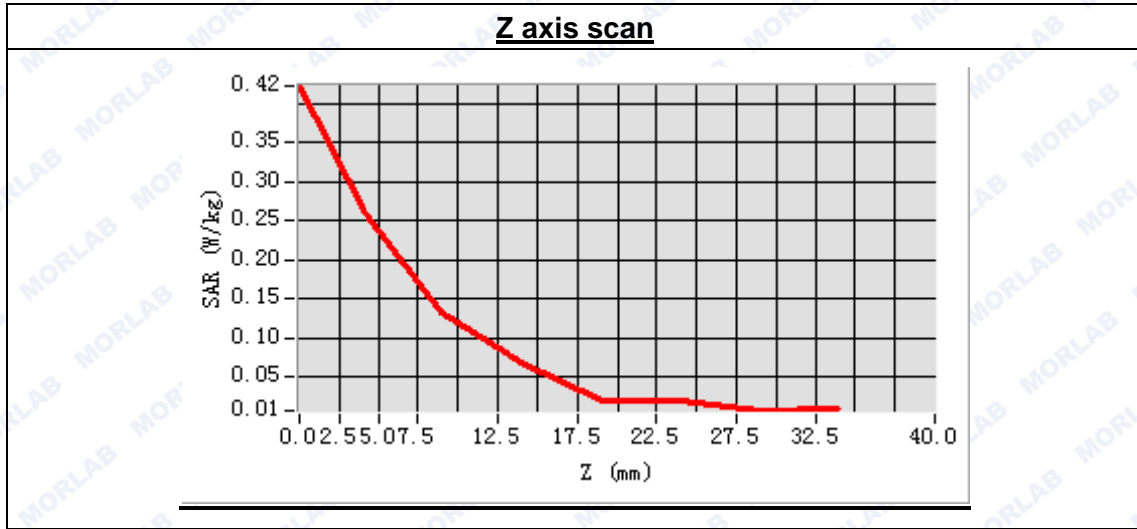




aximum location: X=1.00, Y=24.00

SAR Peak: 0.48 W/kg

SAR 10g (W/Kg)	0.141396
SAR 1g (W/Kg)	0.270467



**MEASUREMENT 83**

Type: Phone measurement (Complete)

Area scan resolution: dx=8mm,dy=8mm

Zoom scan resolution: dx=5mm, dy=5mm, dz=5mm

Date of measurement: 2015.10.16

Measurement duration: 9 minutes 33 seconds

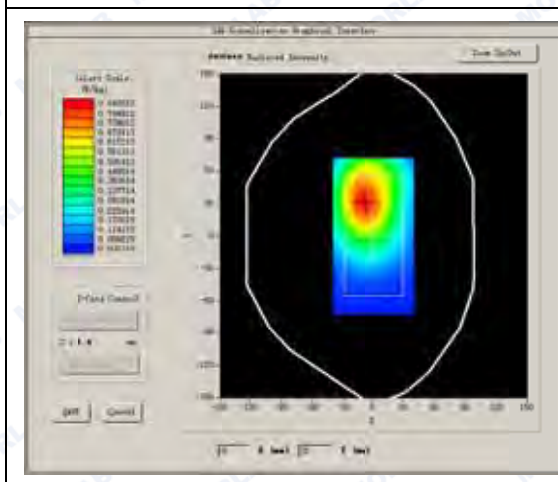
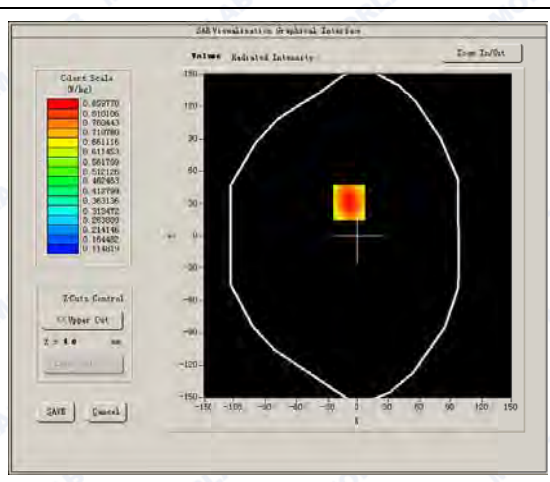
A. Experimental conditions.

Phantom File	surf_sam_plan.txt
Phantom	Flat Plane
Device Position	Body
Band	LTE Band 17
Channels	Low
Signal	QPSK_10M_1RB offset 0

B. SAR Measurement Results

Low Band SAR (Channel 23780):

Frequency (MHz)	709.000000
Relative permittivity (real part)	54.481249
Conductivity (S/m)	0.932541
Power drift (%)	-1.210000
Ambient Temperature:	22.4°C
Liquid Temperature:	21.9°C
ConvF:	5.51
Crest factor:	1:1

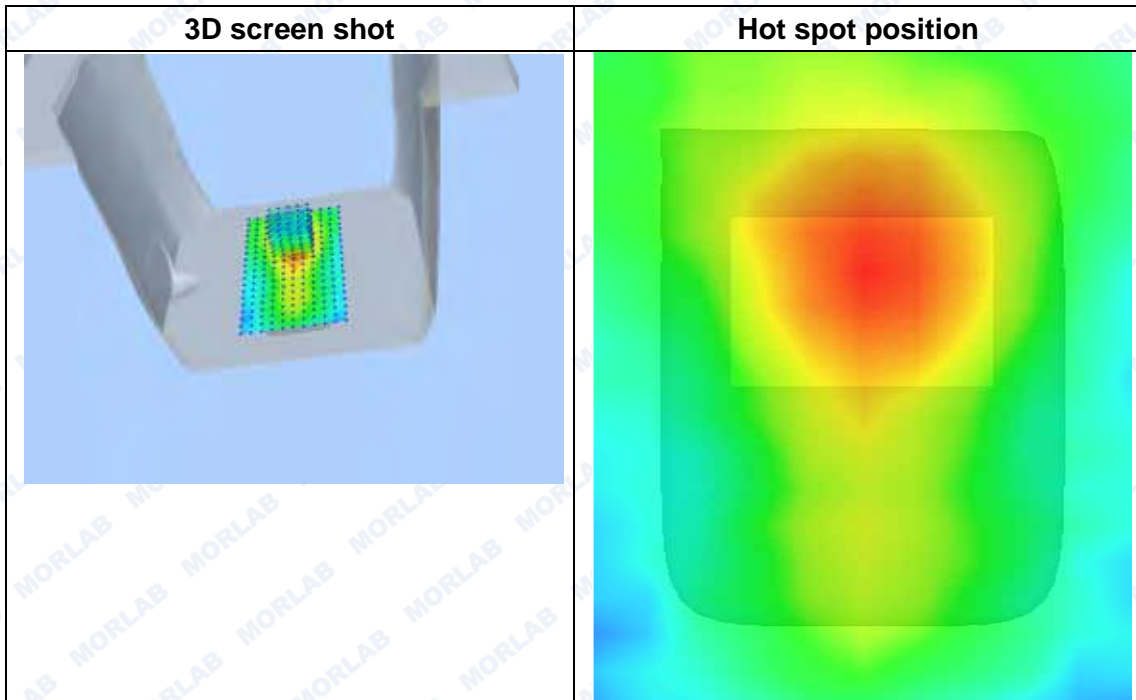
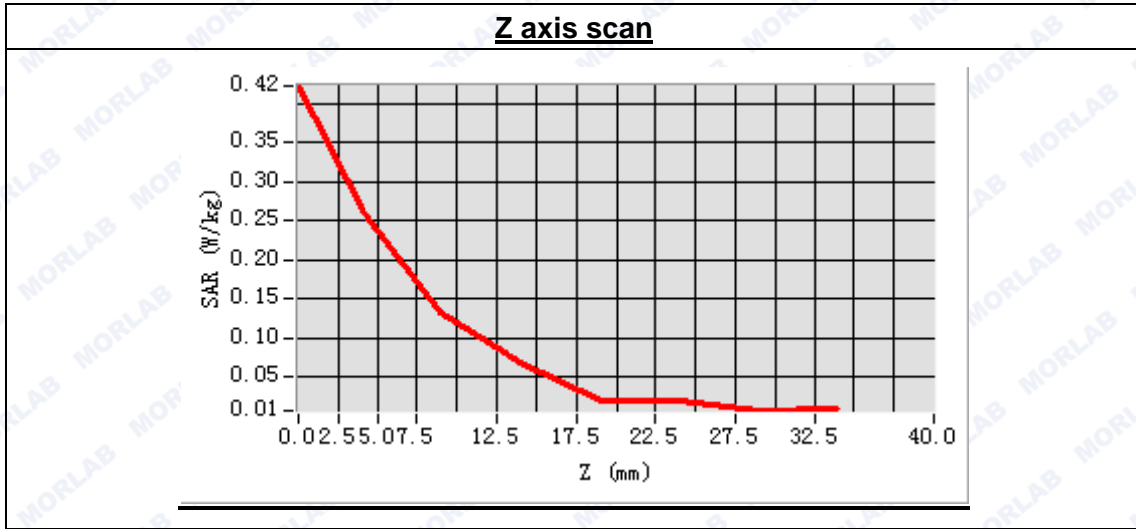
SURFACE SAR**VOLUME SAR**



aximum location: X=1.00, Y=24.00

SAR Peak: 0.48 W/kg

SAR 10g (W/Kg)	0.161396
SAR 1g (W/Kg)	0.333025





MEASUREMENT 83

Type: Phone measurement (Complete)
 Area scan resolution: dx=8mm,dy=8mm
 Zoom scan resolution: dx=5mm, dy=5mm, dz=5mm
 Date of measurement: 2015.10.16
 Measurement duration: 9 minutes 33 seconds

A. Experimental conditions.

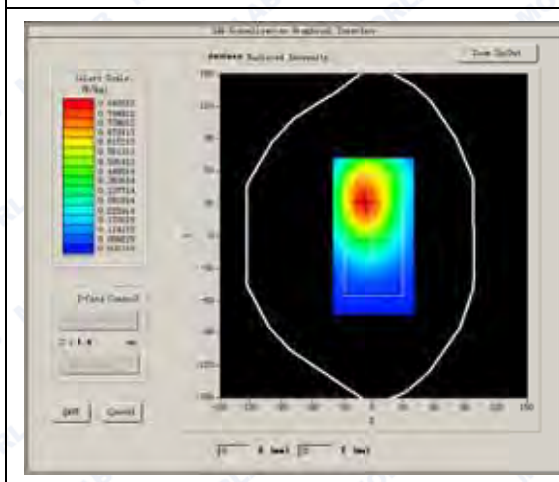
Phantom File	surf_sam_plan.txt
Phantom	Flat Plane
Device Position	Body
Band	LTE Band 17
Channels	Low
Signal	QPSK_10M_1RB offset 0

B. SAR Measurement Results

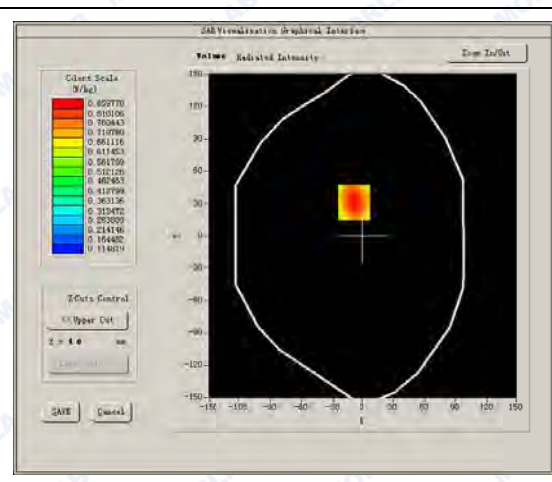
Low Band SAR (Channel 23780):

Frequency (MHz)	709.000000
Relative permittivity (real part)	54.481249
Conductivity (S/m)	0.932541
Power drift (%)	-1.210000
Ambient Temperature:	22.4°C
Liquid Temperature:	21.9°C
ConvF:	5.51
Crest factor:	1:1

SURFACE SAR



VOLUME SAR

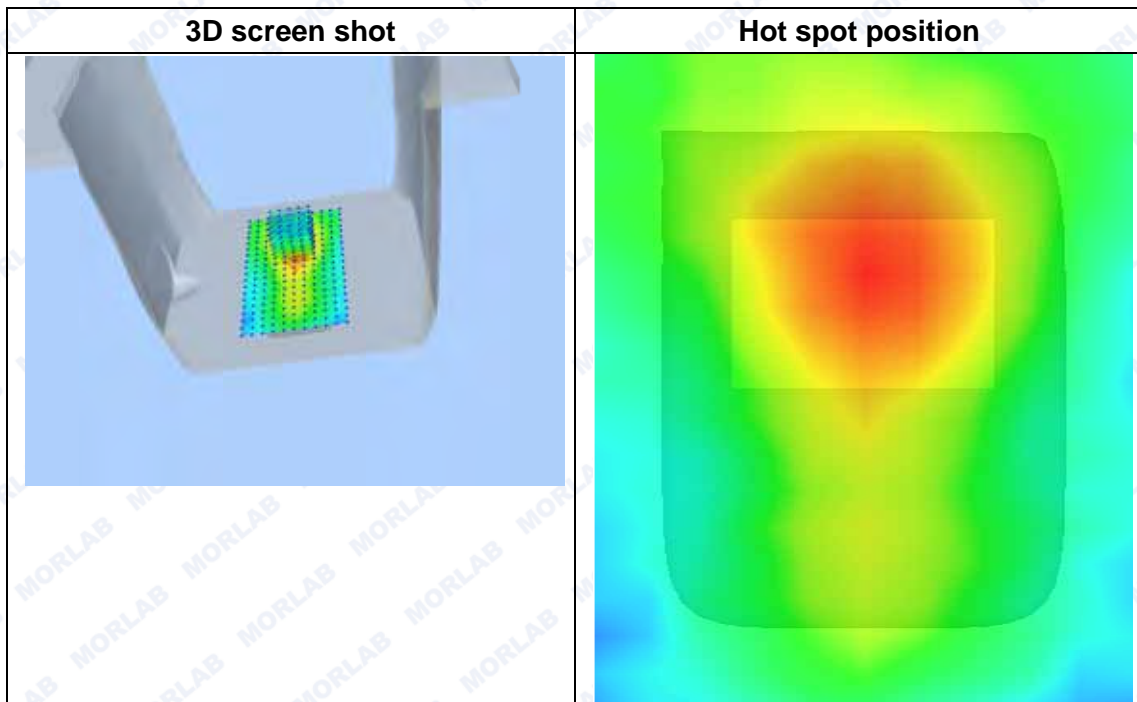
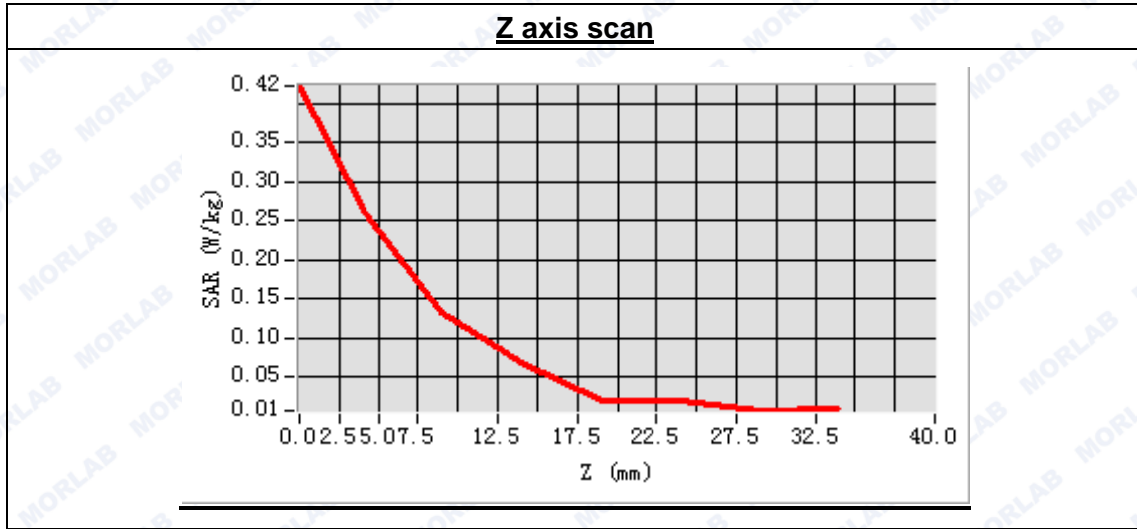




aximum location: X=1.00, Y=24.00

SAR Peak: 0.48 W/kg

SAR 10g (W/Kg)	0.141396
SAR 1g (W/Kg)	0.279467





MEASUREMENT 84

Type: Phone measurement (Complete)
 Area scan resolution: dx=8mm,dy=8mm
 Zoom scan resolution: dx=5mm, dy=5mm, dz=5mm
 Date of measurement: 2015.10.16
 Measurement duration: 9 minutes 33 seconds

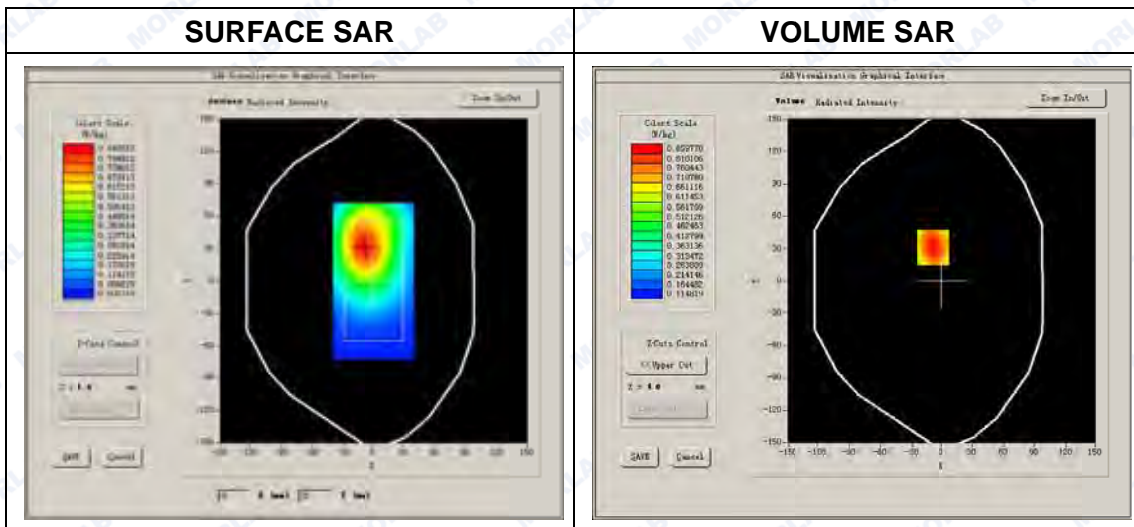
A. Experimental conditions.

Phantom File	surf_sam_plan.txt
Phantom	Flat Plane
Device Position	Body
Band	LTE Band 17
Channels	Low
Signal	QPSK_10M_1RB offset 0

B. SAR Measurement Results

Low Band SAR (Channel 23780):

Frequency (MHz)	709.000000
Relative permittivity (real part)	54.481249
Conductivity (S/m)	0.932541
Power drift (%)	-1.210000
Ambient Temperature:	22.4°C
Liquid Temperature:	21.9°C
ConvF:	5.51
Crest factor:	1:1

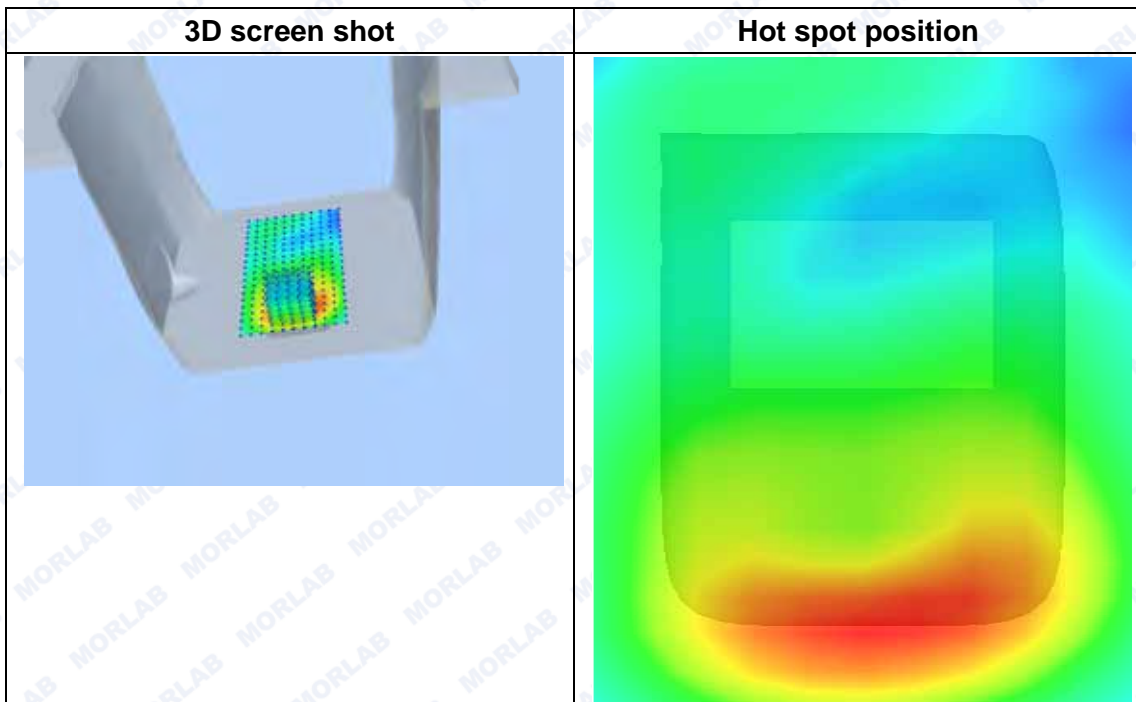
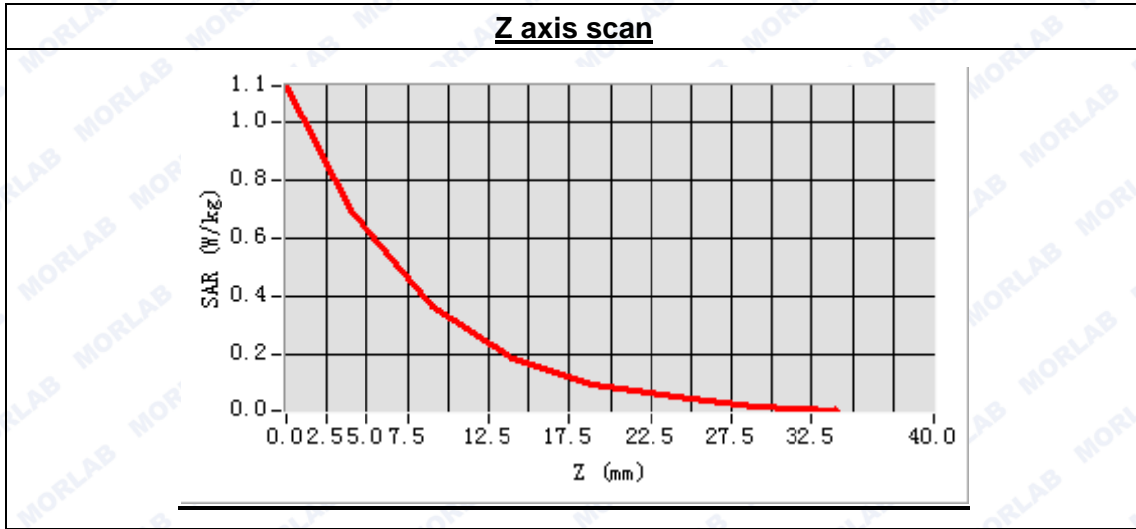




Maximum location: X=1.00, Y=-55.00

SAR Peak: 1.23 W/kg

SAR 10g (W/Kg)	0.377676
SAR 1g (W/Kg)	0.692128





MEASUREMENT 85

Type: Phone measurement (Complete)
 Area scan resolution: dx=8mm,dy=8mm
 Zoom scan resolution: dx=5mm, dy=5mm, dz=5mm
 Date of measurement: 2015.10.16
 Measurement duration: 9 minutes 33 seconds

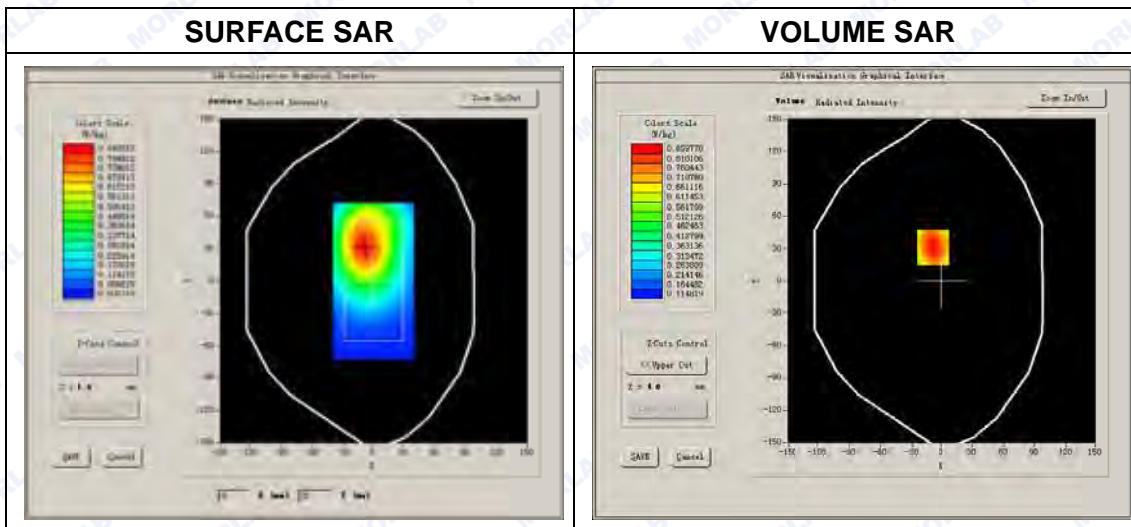
A. Experimental conditions.

Phantom File	surf_sam_plan.txt
Phantom	Flat Plane
Device Position	Body
Band	LTE Band 17
Channels	Low
Signal	QPSK_10M_1RB offset 0

B. SAR Measurement Results

Low Band SAR (Channel 23780):

Frequency (MHz)	709.000000
Relative permittivity (real part)	54.481249
Conductivity (S/m)	0.932541
Power drift (%)	-1.210000
Ambient Temperature:	22.4°C
Liquid Temperature:	21.9°C
ConvF:	5.51
Crest factor:	1:1

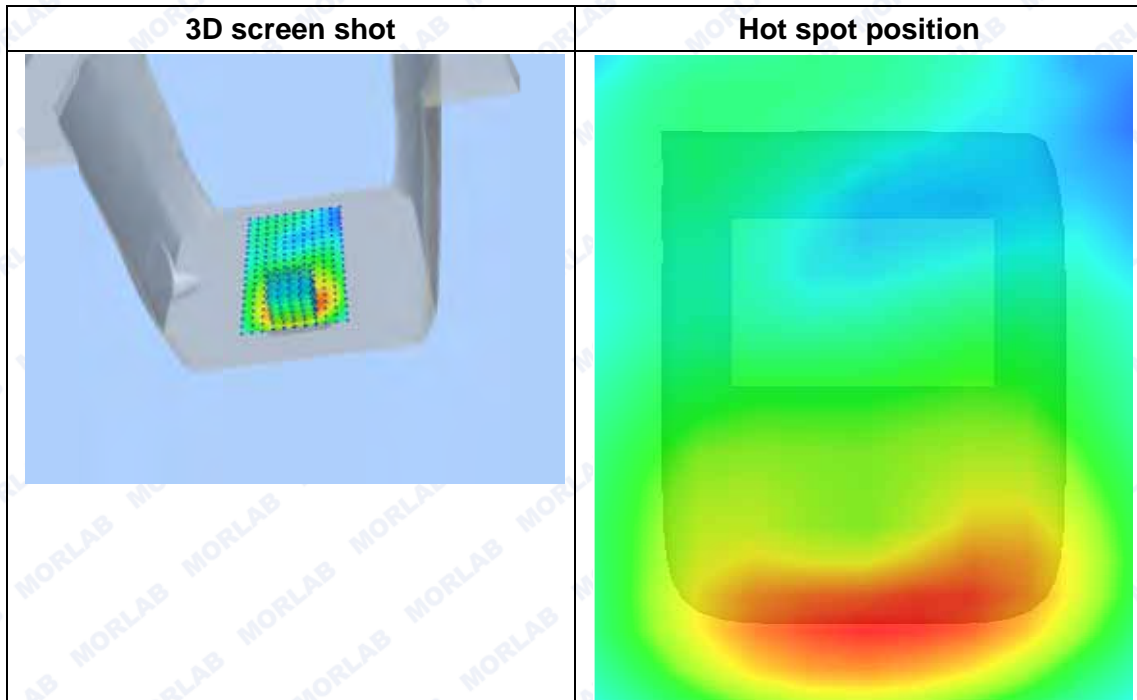
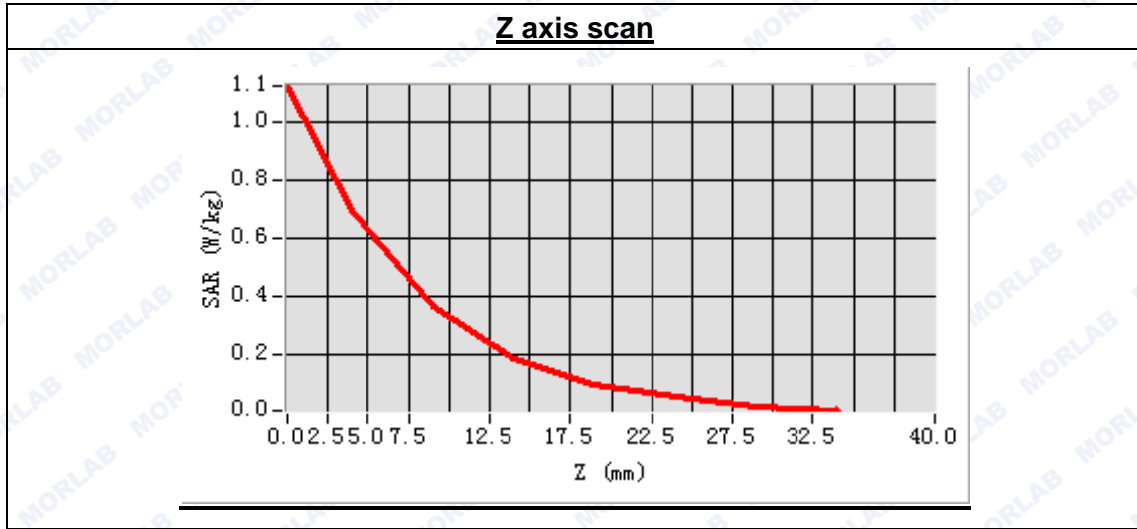




Maximum location: X=1.00, Y=-55.00

SAR Peak: 1.23 W/kg

SAR 10g (W/Kg)	0.277676
SAR 1g (W/Kg)	0.459212





MEASUREMENT 86

Type: Phone measurement (Complete)
Area scan resolution: dx=8mm,dy=8mm
Zoom scan resolution: dx=5mm, dy=5mm, dz=5mm
Date of measurement: 2015.10.16
Measurement duration: 9 minutes 33 seconds

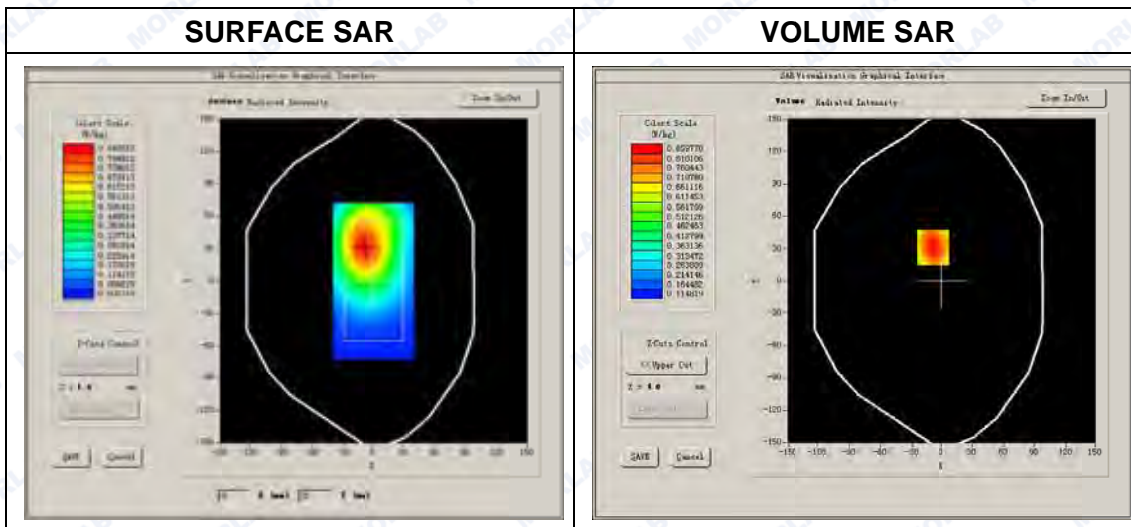
A. Experimental conditions.

Phantom File	surf_sam_plan.txt
Phantom	Flat Plane
Device Position	Body
Band	LTE Band 17
Channels	Low
Signal	QPSK_10M_1RB offset 0

B. SAR Measurement Results

Low Band SAR (Channel 23780):

Frequency (MHz)	709.000000
Relative permittivity (real part)	54.481249
Conductivity (S/m)	0.932541
Power drift (%)	-1.210000
Ambient Temperature:	22.4°C
Liquid Temperature:	21.9°C
ConvF:	5.51
Crest factor:	1:1

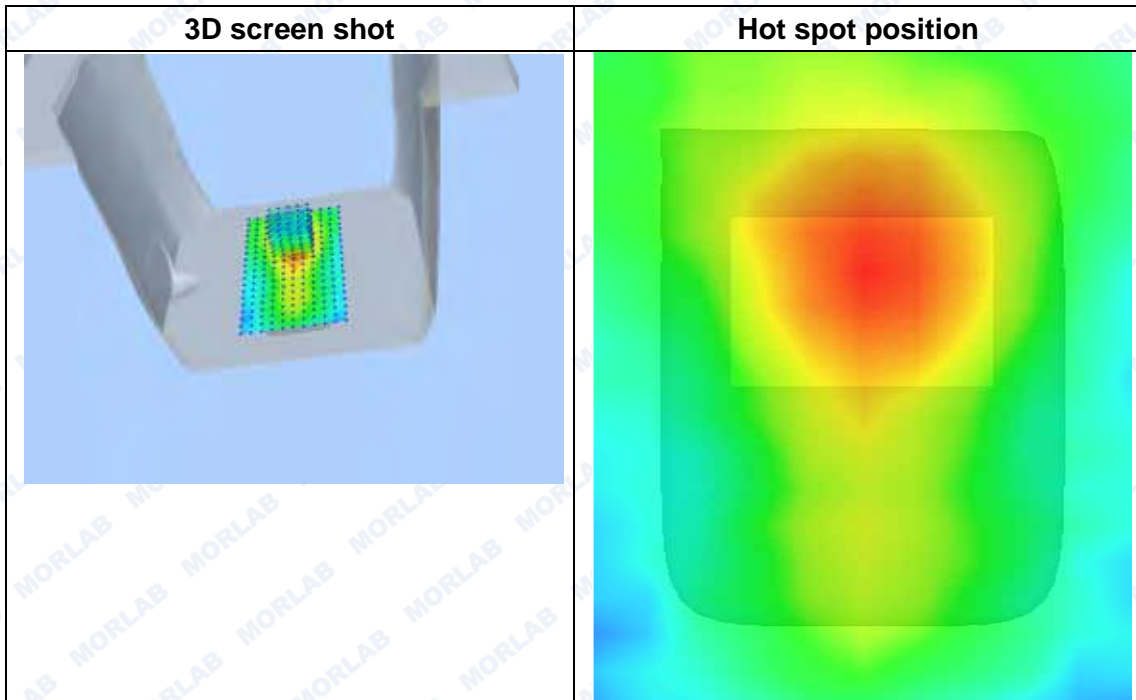
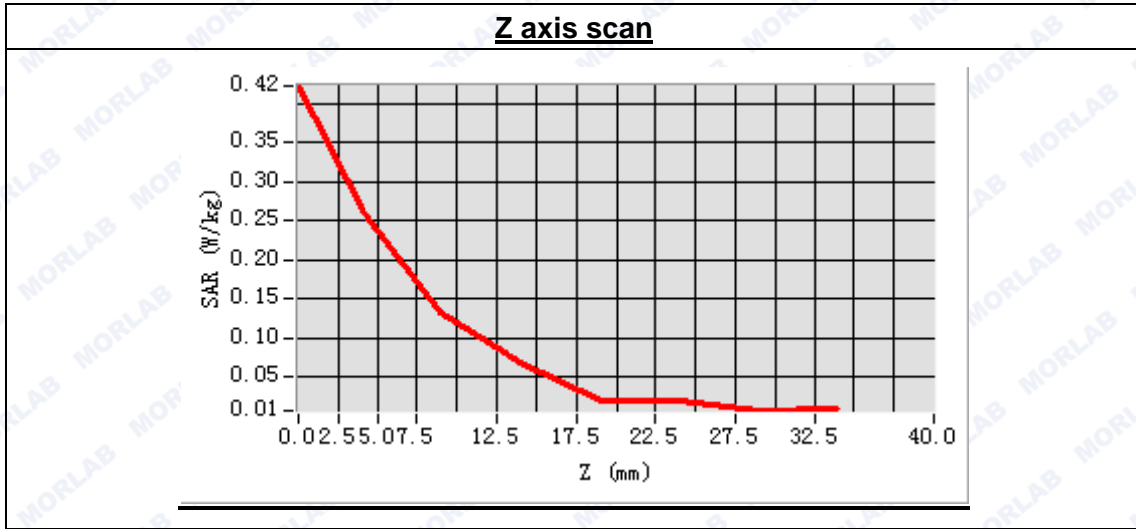




imum location: X=1.00, Y=24.00

SAR Peak: 0.48 W/kg

SAR 10g (W/Kg)	0.141396
SAR 1g (W/Kg)	0.279467





MEASUREMENT 87

Type: Phone measurement (Complete)
 Area scan resolution: dx=8mm,dy=8mm
 Zoom scan resolution: dx=5mm, dy=5mm, dz=5mm
 Date of measurement: 2015.10.16
 Measurement duration: 9 minutes 33 seconds

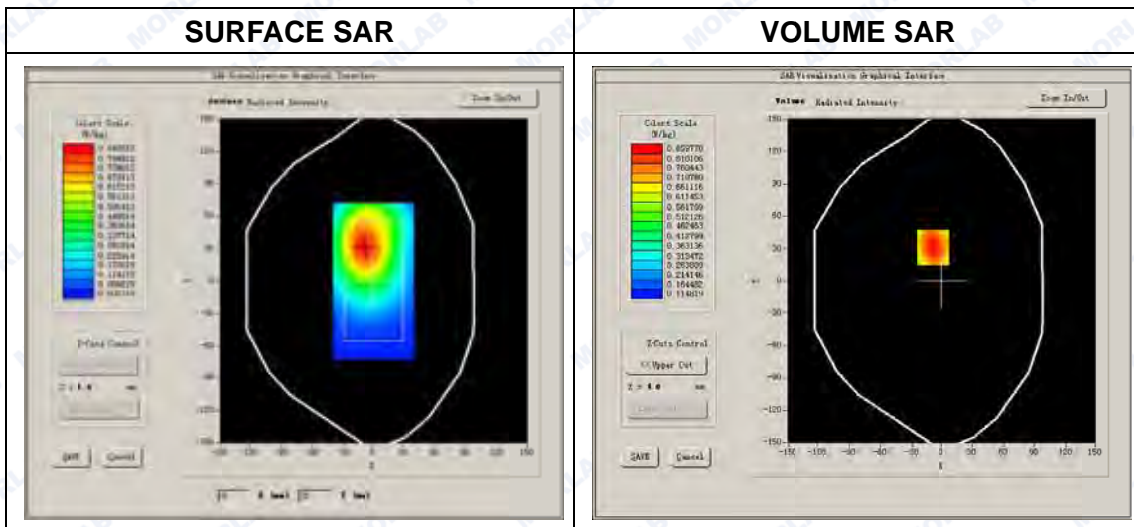
A. Experimental conditions.

Phantom File	surf_sam_plan.txt
Phantom	Flat Plane
Device Position	Body
Band	LTE Band 17
Channels	Low
Signal	QPSK_10M_1RB offset 0

B. SAR Measurement Results

Low Band SAR (Channel 23780):

Frequency (MHz)	709.000000
Relative permittivity (real part)	54.481249
Conductivity (S/m)	0.932541
Power drift (%)	-1.210000
Ambient Temperature:	22.4°C
Liquid Temperature:	21.9°C
ConvF:	5.51
Crest factor:	1:1

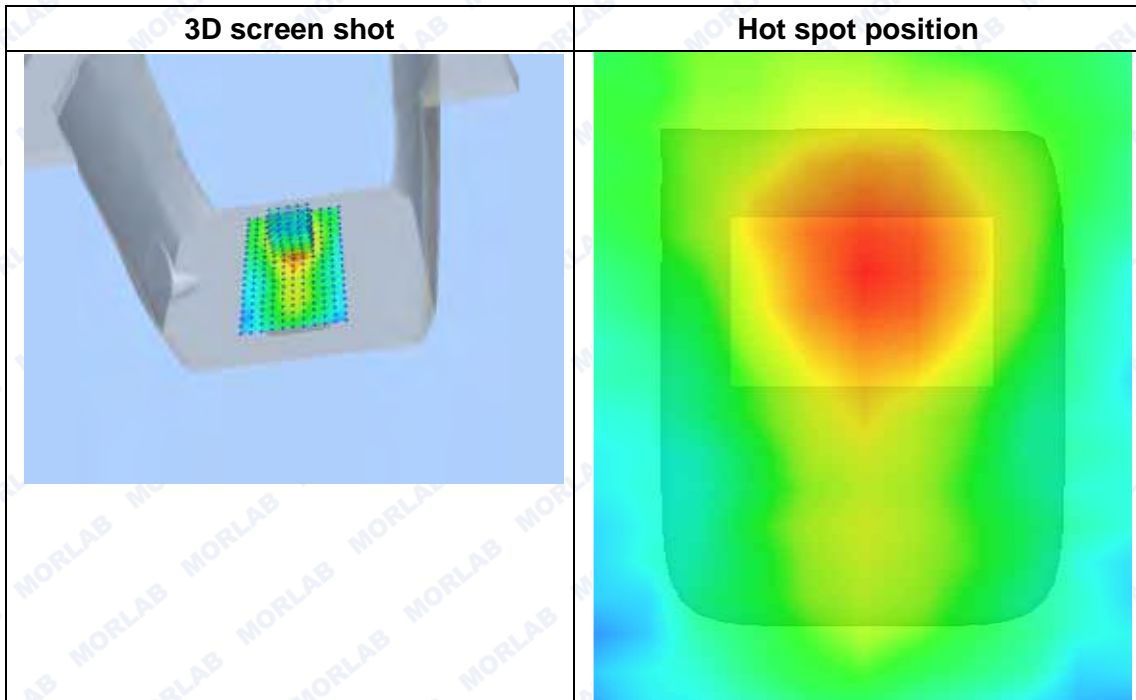
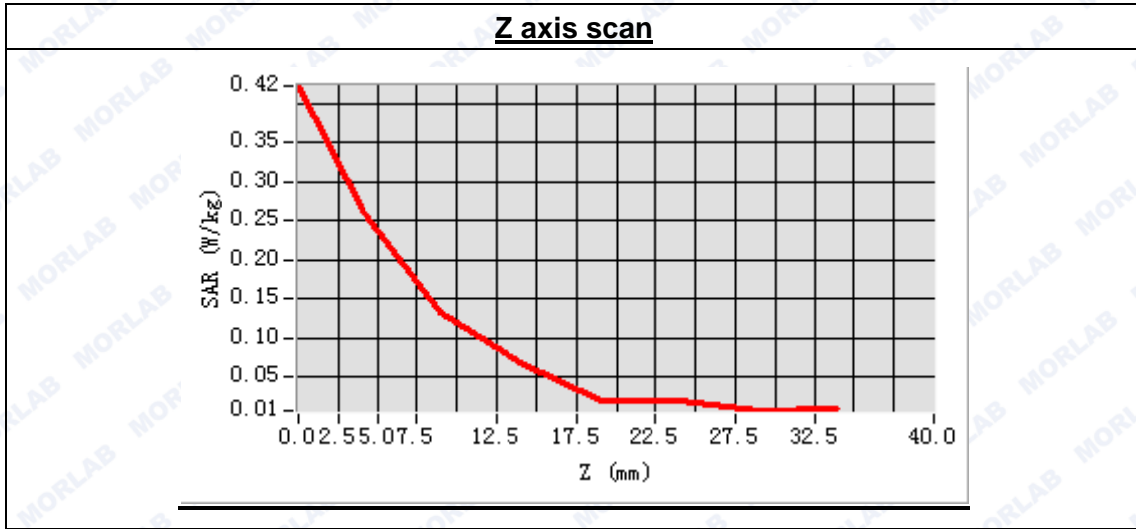




imum location: X=1.00, Y=24.00

SAR Peak: 0.48 W/kg

SAR 10g (W/Kg)	0.141396
SAR 1g (W/Kg)	0.248467



**MEASUREMENT 88**

Type: Phone measurement (Complete)

Area scan resolution: dx=8mm,dy=8mm

Zoom scan resolution: dx=5mm, dy=5mm, dz=5mm

Date of measurement: 2015.10.16

Measurement duration: 9 minutes 33 seconds

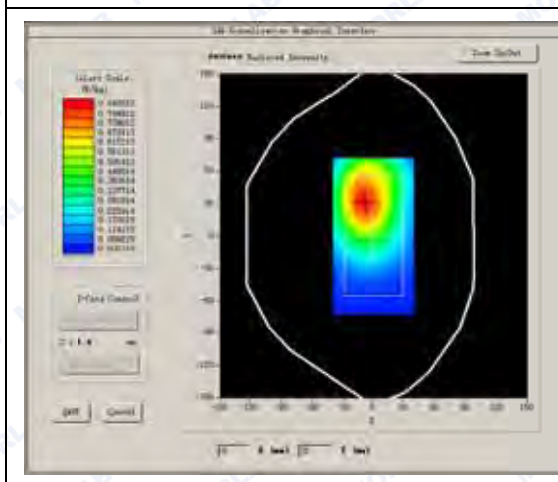
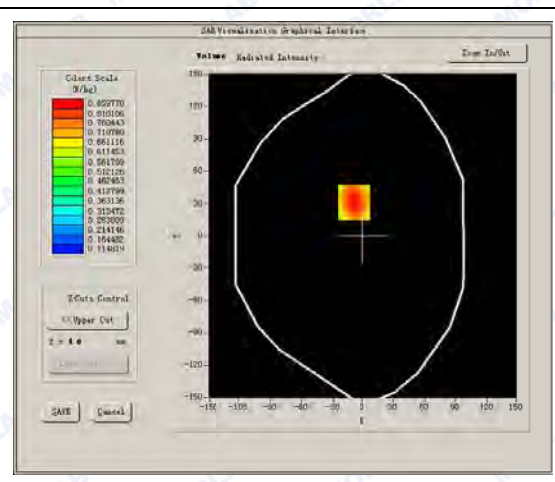
A. Experimental conditions.

Phantom File	surf_sam_plan.txt
Phantom	Flat Plane
Device Position	Body
Band	LTE Band 17
Channels	Middle
Signal	QPSK_10M_1RB offset 0

B. SAR Measurement Results

Middle Band SAR (Channel 23790):

Frequency (MHz)	710.000000
Relative permittivity (real part)	54.481249
Conductivity (S/m)	0.932541
Power drift (%)	-1.210000
Ambient Temperature:	22.4°C
Liquid Temperature:	21.9°C
ConvF:	5.51
Crest factor:	1:1

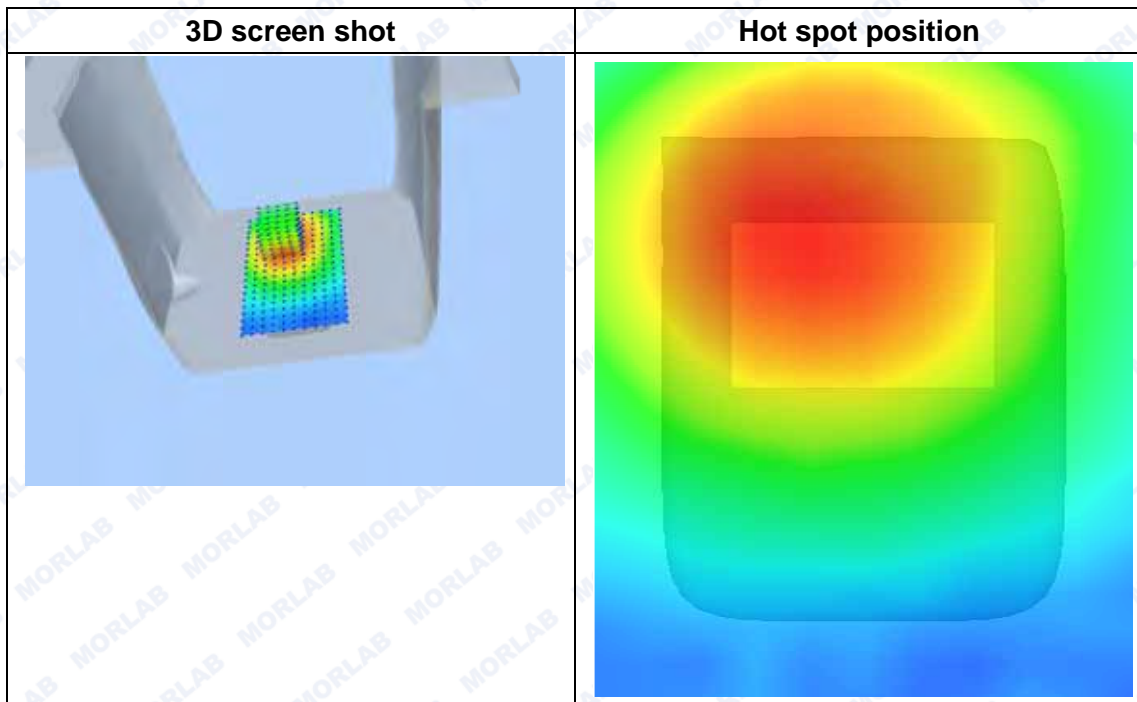
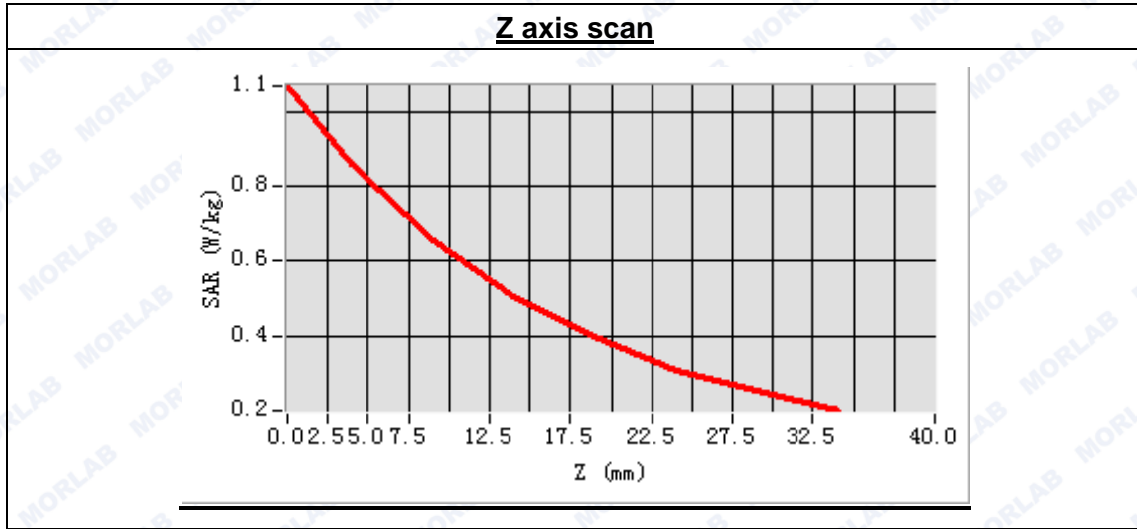
SURFACE SAR**VOLUME SAR**



Maximum location: X=-9.00, Y=31.00

SAR Peak: 1.27 W/kg

SAR 10g (W/Kg)	0.727541
SAR 1g (W/Kg)	1.017747





MEASUREMENT 87

Type: Phone measurement (Complete)
 Area scan resolution: dx=8mm,dy=8mm
 Zoom scan resolution: dx=5mm, dy=5mm, dz=5mm
 Date of measurement: 2015.10.16
 Measurement duration: 9 minutes 33 seconds

A. Experimental conditions.

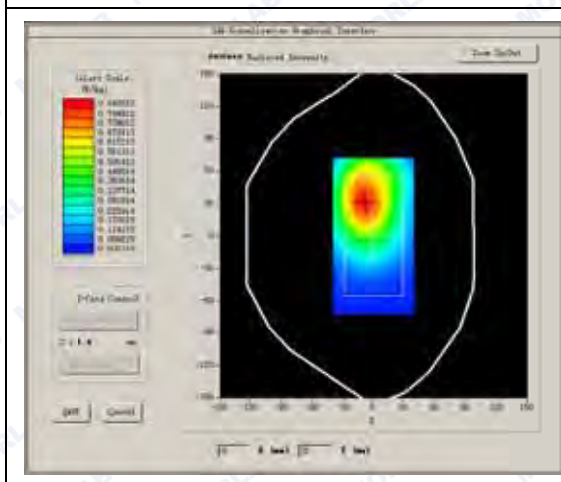
Phantom File	surf_sam_plan.txt
Phantom	Flat Plane
Device Position	Body
Band	LTE Band 17
Channels	Low
Signal	QPSK_10M_1RB offset 0

B. SAR Measurement Results

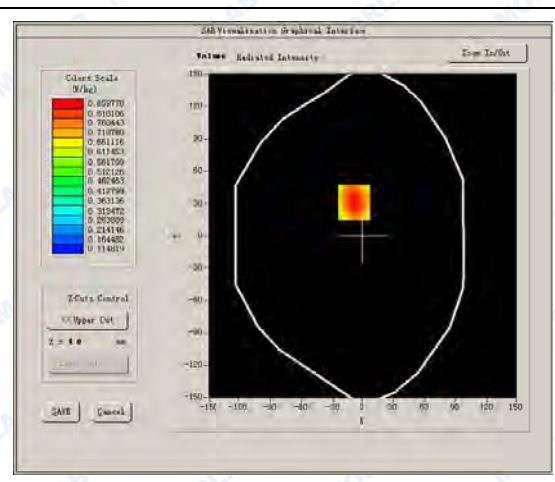
Low Band SAR (Channel 23780):

Frequency (MHz)	709.000000
Relative permittivity (real part)	54.481249
Conductivity (S/m)	0.932541
Power drift (%)	-1.210000
Ambient Temperature:	22.4°C
Liquid Temperature:	21.9°C
ConvF:	5.51
Crest factor:	1:1

SURFACE SAR



VOLUME SAR

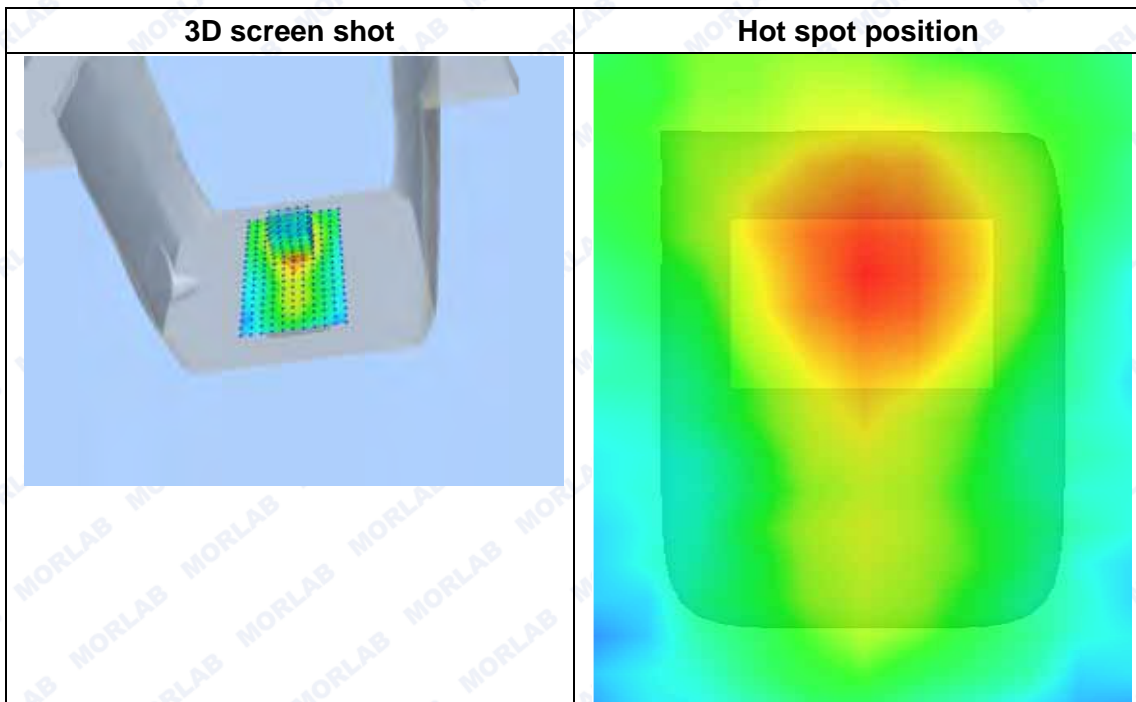
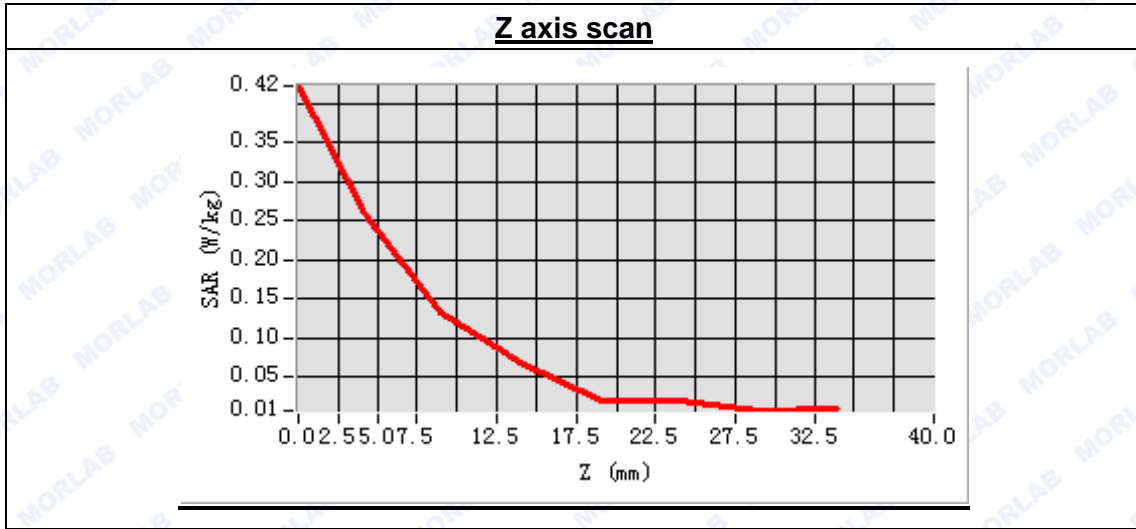




imum location: X=1.00, Y=24.00

SAR Peak: 0.48 W/kg

SAR 10g (W/Kg)	0.141396
SAR 1g (W/Kg)	0.216467





MEASUREMENT 88

Type: Phone measurement (Complete)
Area scan resolution: dx=8mm,dy=8mm
Zoom scan resolution: dx=5mm, dy=5mm, dz=5mm
Date of measurement: 2015.10.16
Measurement duration: 9 minutes 33 seconds

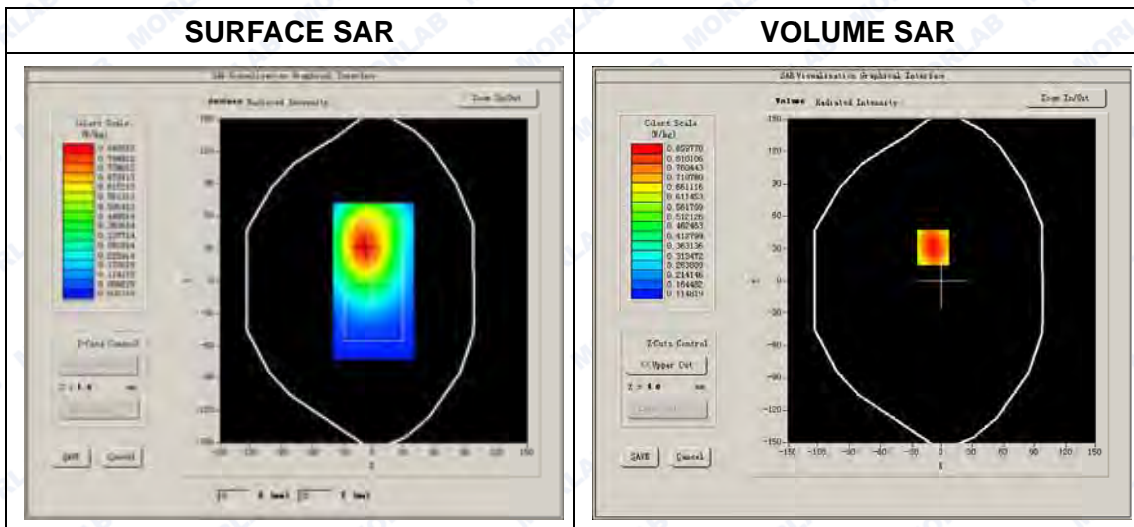
A. Experimental conditions.

Phantom File	surf_sam_plan.txt
Phantom	Flat Plane
Device Position	Body
Band	LTE Band 17
Channels	High
Signal	QPSK_10M_1RB offset 0

B. SAR Measurement Results

High Band SAR (Channel 23800):

Frequency (MHz)	711.000000
Relative permittivity (real part)	54.481249
Conductivity (S/m)	0.932541
Power drift (%)	-1.210000
Ambient Temperature:	22.4°C
Liquid Temperature:	21.9°C
ConvF:	5.51
Crest factor:	1:1

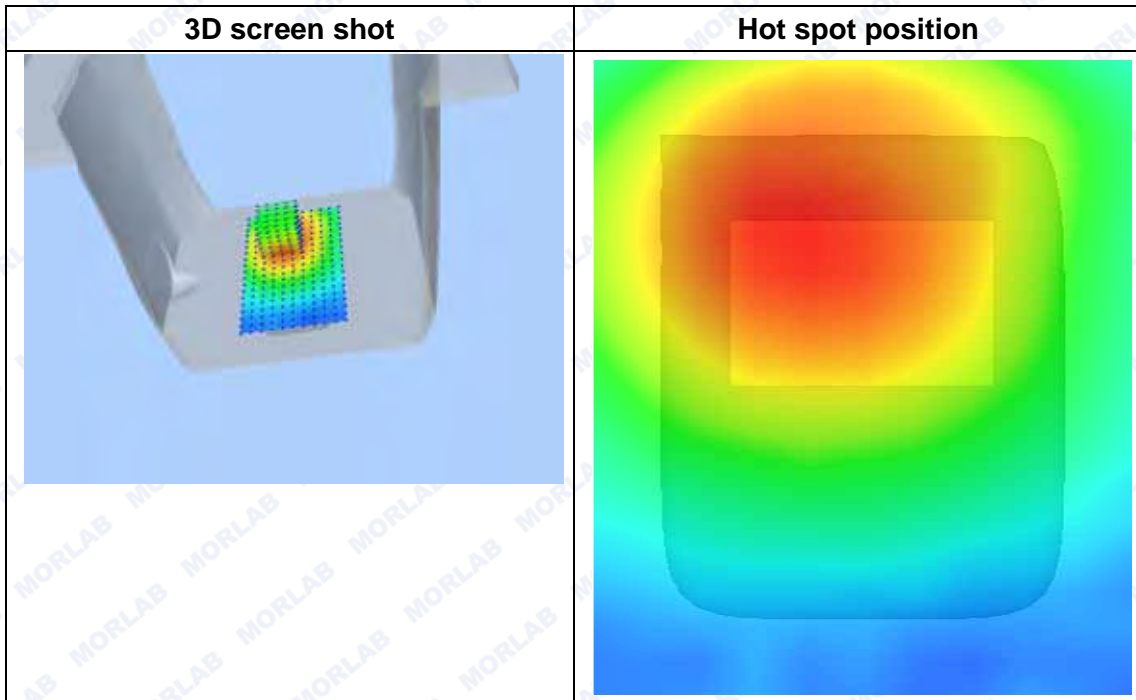
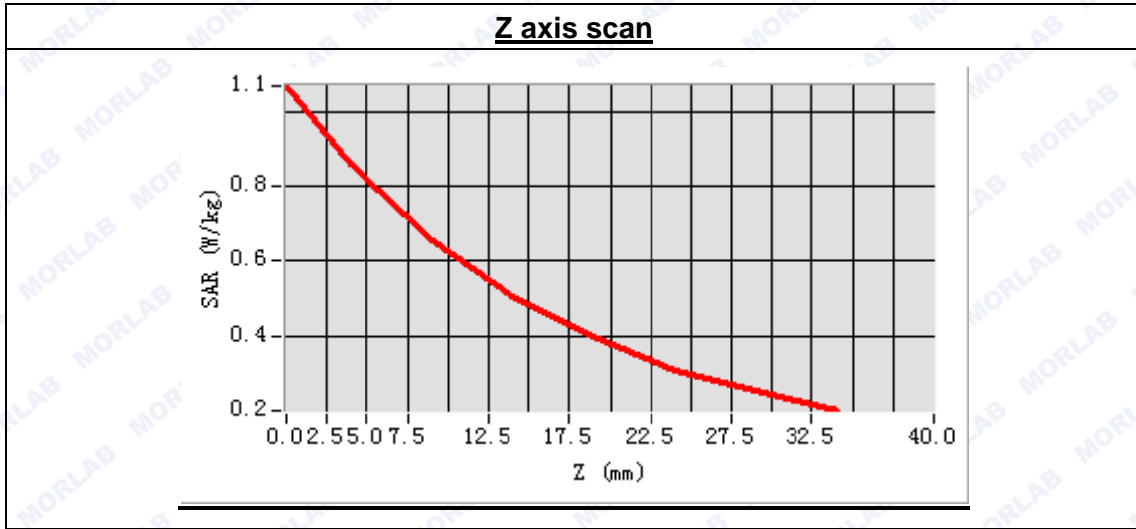




Maximum location: X=-9.00, Y=31.00

SAR Peak: 1.27 W/kg

SAR 10g (W/Kg)	0.327541
SAR 1g (W/Kg)	0.681096





MEASUREMENT 89

Type: Phone measurement (Complete)
 Area scan resolution: dx=8mm,dy=8mm
 Zoom scan resolution: dx=5mm, dy=5mm, dz=5mm
 Date of measurement: 2015.10.16
 Measurement duration: 9 minutes 33 seconds

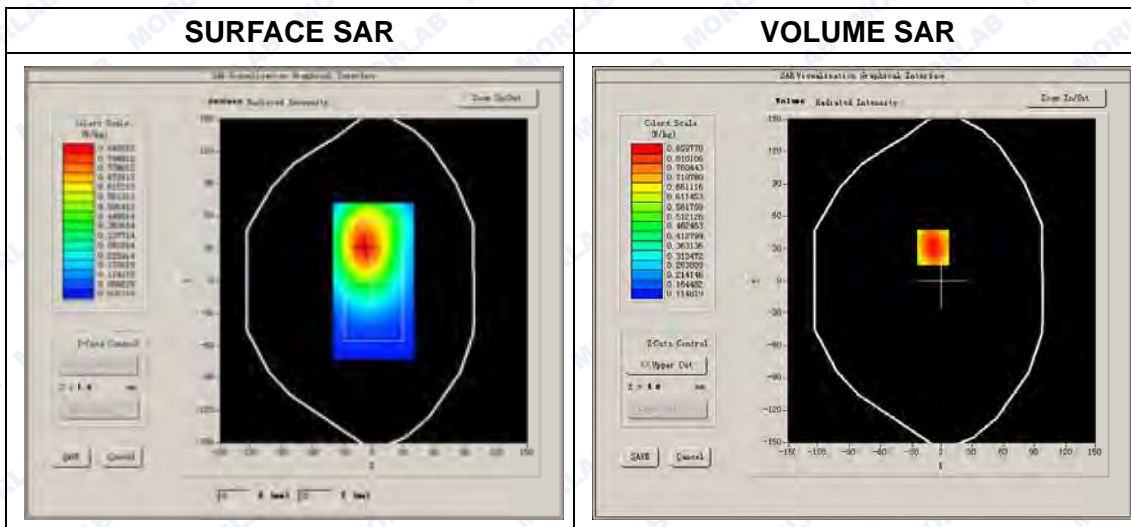
A. Experimental conditions.

Phantom File	surf_sam_plan.txt
Phantom	Flat Plane
Device Position	Body
Band	LTE Band 17
Channels	High
Signal	QPSK_10M_1RB offset 0

B. SAR Measurement Results

High Band SAR (Channel 23800):

Frequency (MHz)	711.000000
Relative permittivity (real part)	54.481249
Conductivity (S/m)	0.932541
Power drift (%)	-1.210000
Ambient Temperature:	22.4°C
Liquid Temperature:	21.9°C
ConvF:	5.51
Crest factor:	1:1

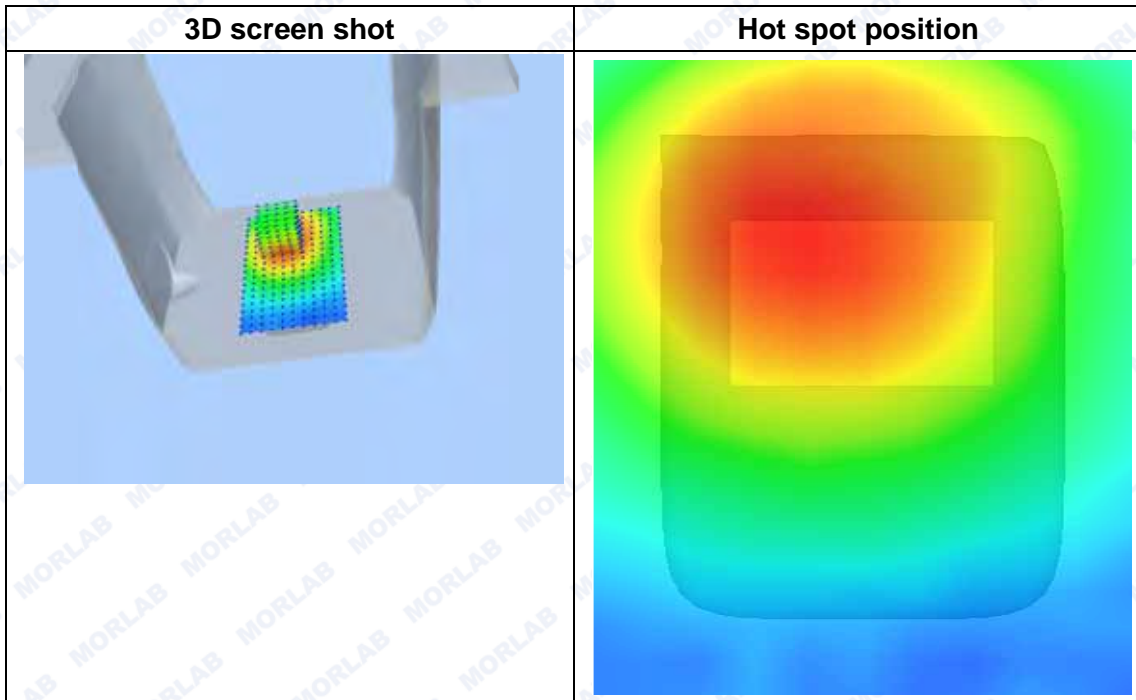
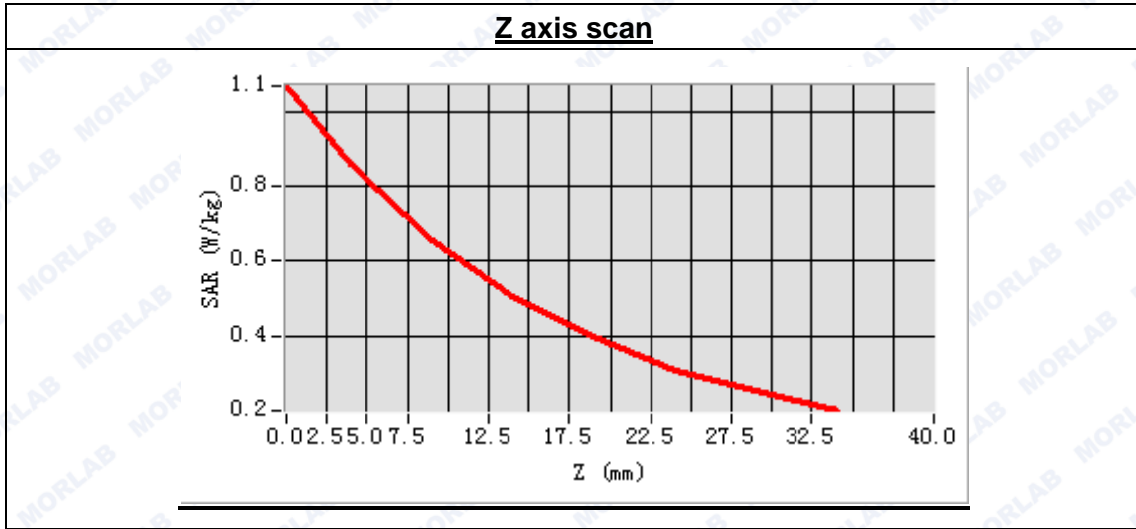




Maximum location: X=-9.00, Y=31.00

SAR Peak: 1.27 W/kg

SAR 10g (W/Kg)	0.127541
SAR 1g (W/Kg)	0.439215





MEASUREMENT 90

Type: Phone measurement (Complete)
 Area scan resolution: dx=8mm,dy=8mm
 Zoom scan resolution: dx=5mm, dy=5mm, dz=5mm
 Date of measurement: 2015.10.17
 Measurement duration: 9 minutes 31 seconds

A. Experimental conditions.

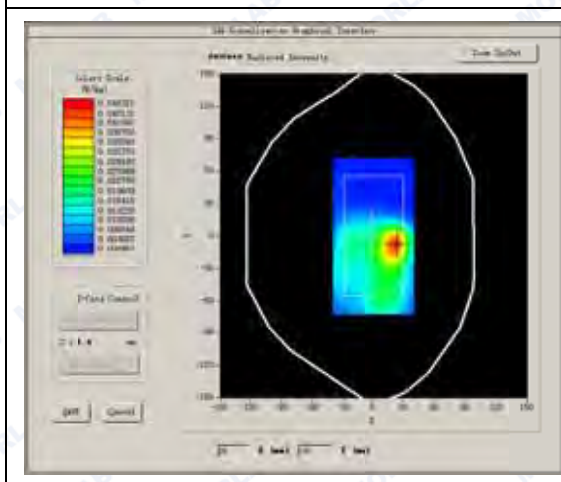
Phantom File	surf_sam_plan.txt
Phantom	Flat Plane
Device Position	Body
Band	802.11b
Channels	Low
Signal	DSSS

B. SAR Measurement Results

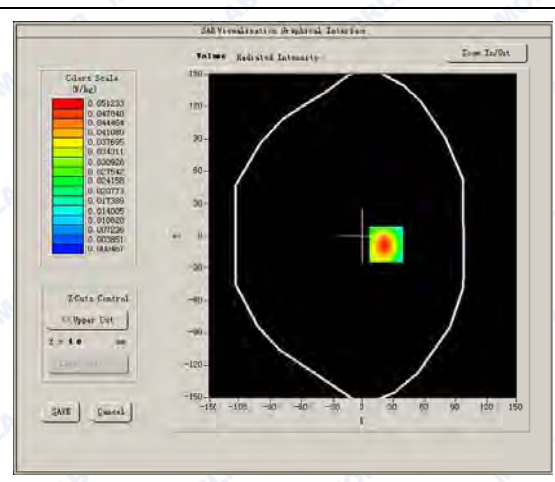
Low Band SAR (Channel 1):

Frequency (MHz)	2412.000000
Relative permittivity (real part)	52.520397
Conductivity (S/m)	1.938859
Power drift (%)	1.120000
Ambient Temperature:	22.4°C
Liquid Temperature:	21.9°C
ConvF:	5.51
Crest factor:	1:1

SURFACE SAR



VOLUME SAR

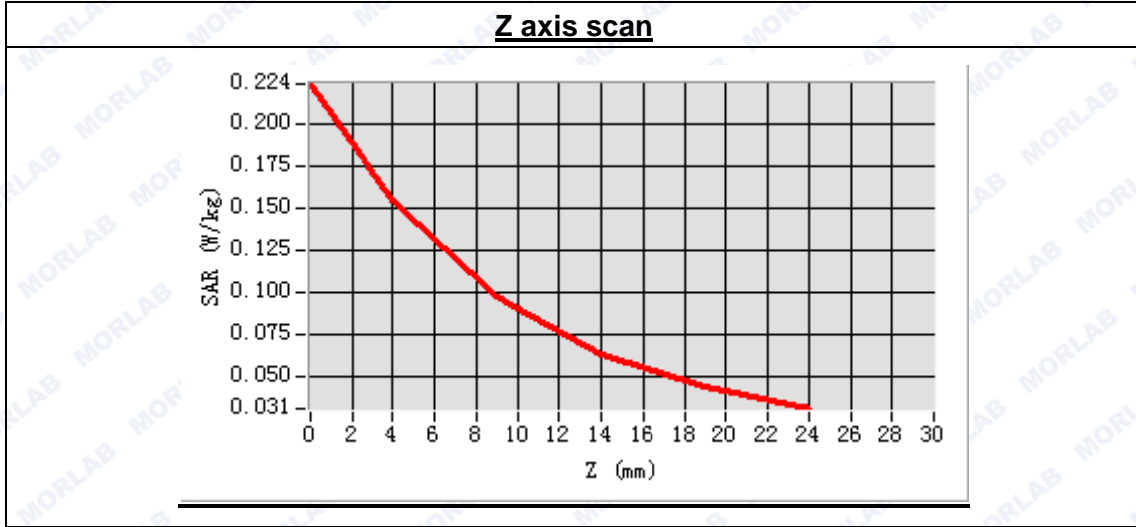




Maximum location: X=-7.00, Y=0.00

SAR Peak: 0.25 W/kg

SAR 10g (W/Kg)	0.095986
SAR 1g (W/Kg)	0.15192



3D screen shot	Hot spot position



MEASUREMENT 91

Type: Phone measurement (Complete)
Area scan resolution: dx=8mm,dy=8mm
Zoom scan resolution: dx=5mm, dy=5mm, dz=5mm
Date of measurement: 2015.10.17
Measurement duration: 9 minutes 31 seconds

A. Experimental conditions.

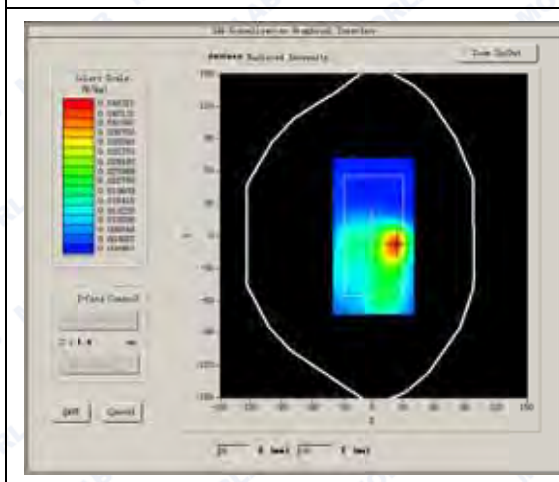
Phantom File	surf_sam_plan.txt
Phantom	Flat Plane
Device Position	Body
Band	802.11b
Channels	Low
Signal	DSSS

B. SAR Measurement Results

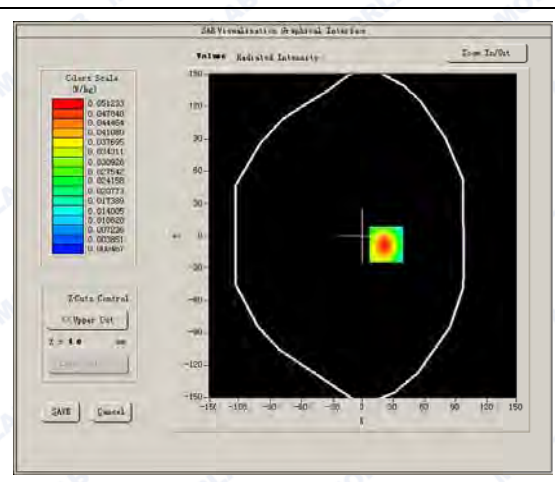
Low Band SAR (Channel 1):

Frequency (MHz)	2412.000000
Relative permittivity (real part)	52.520397
Conductivity (S/m)	1.938859
Power drift (%)	1.120000
Ambient Temperature:	22.4°C
Liquid Temperature:	21.9°C
ConvF:	5.51
Crest factor:	1:1

SURFACE SAR



VOLUME SAR

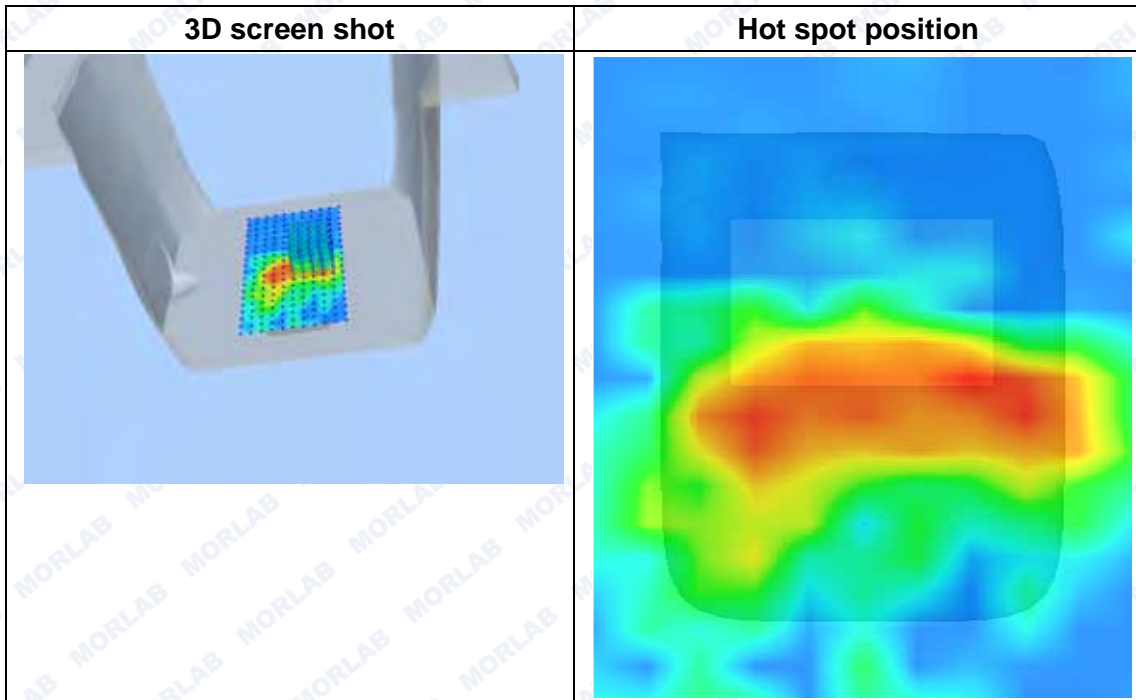
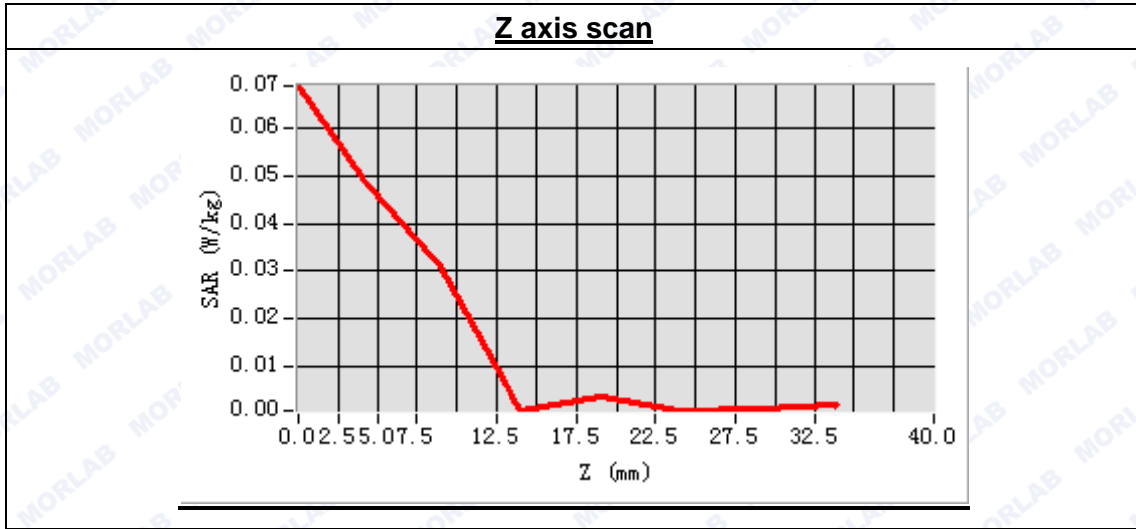




Maximum location: X=17.00, Y=-1.00

SAR Peak: 0.18 W/kg

SAR 10g (W/Kg)	0.067462
SAR 1g (W/Kg)	0.133872





MEASUREMENT 92

Type: Phone measurement (Complete)
 Area scan resolution: dx=8mm,dy=8mm
 Zoom scan resolution: dx=5mm, dy=5mm, dz=5mm
 Date of measurement: 2015.10.17
 Measurement duration: 9 minutes 31 seconds

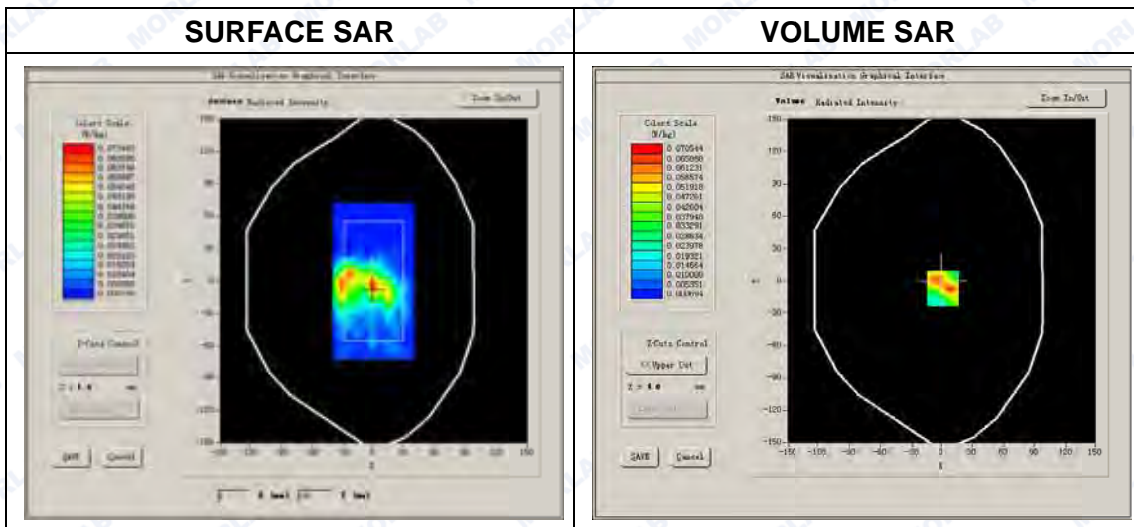
A. Experimental conditions.

Phantom File	surf_sam_plan.txt
Phantom	Flat Plane
Device Position	Body
Band	802.11b
Channels	Low
Signal	DSSS

B. SAR Measurement Results

Low Band SAR (Channel 1):

Frequency (MHz)	2412.000000
Relative permittivity (real part)	52.520397
Conductivity (S/m)	1.938859
Power drift (%)	1.120000
Ambient Temperature:	22.4°C
Liquid Temperature:	21.9°C
ConvF:	5.51
Crest factor:	1:1

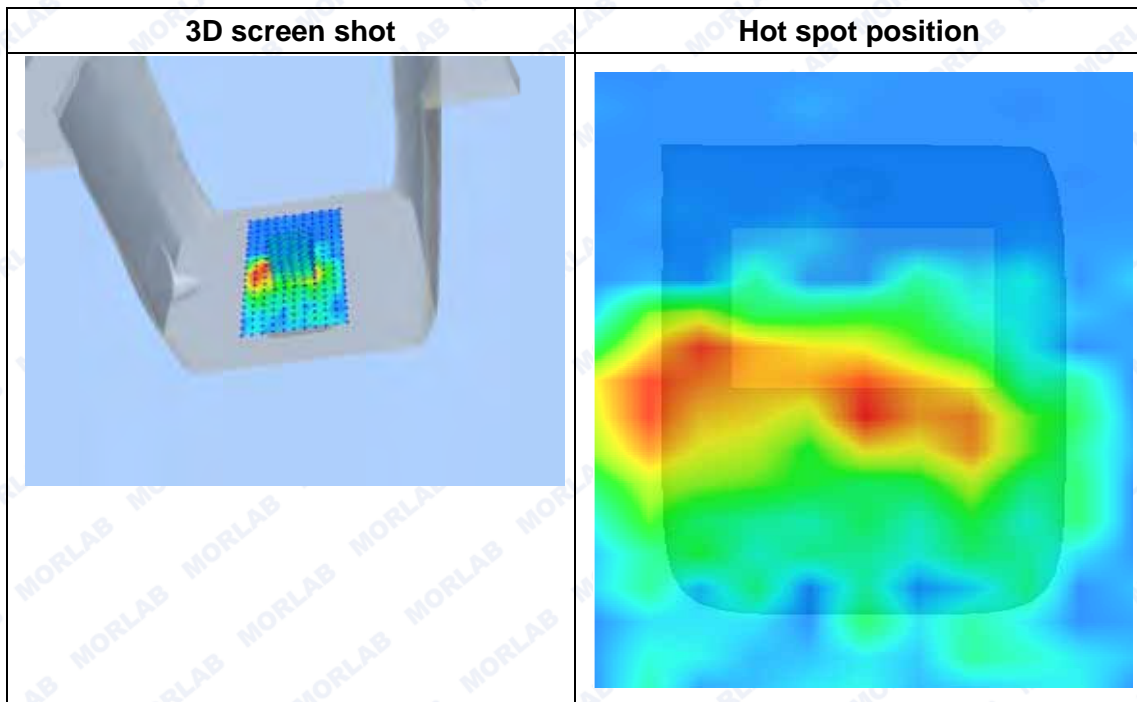
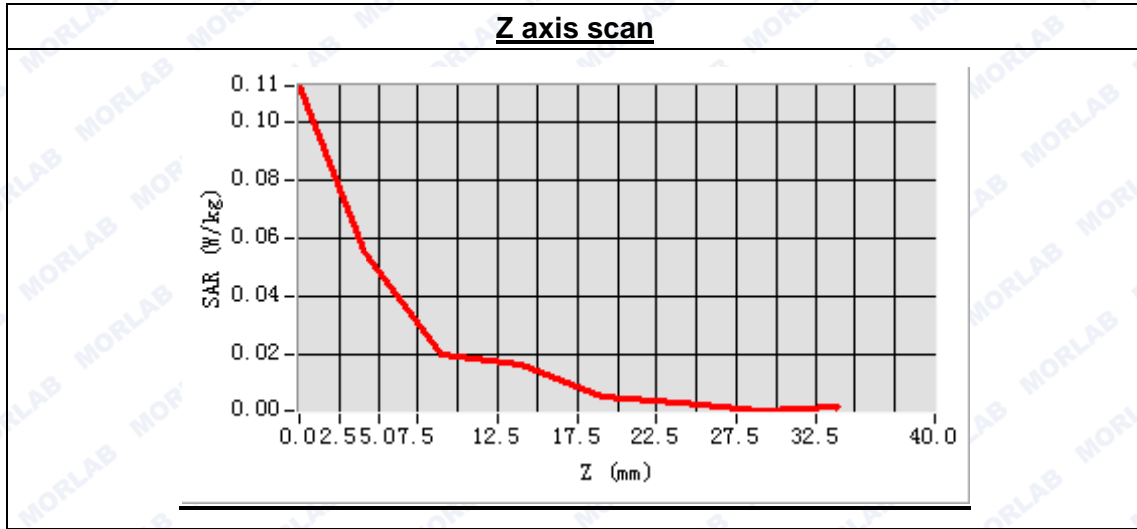




Maximum location: X=1.00, Y=-7.00

SAR Peak: 0.17 W/kg

SAR 10g (W/Kg)	0.028775
SAR 1g (W/Kg)	0.084061





MEASUREMENT 93

Type: Phone measurement (Complete)
 Area scan resolution: dx=8mm,dy=8mm
 Zoom scan resolution: dx=5mm, dy=5mm, dz=5mm
 Date of measurement: 2015.10.17
 Measurement duration: 9 minutes 31 seconds

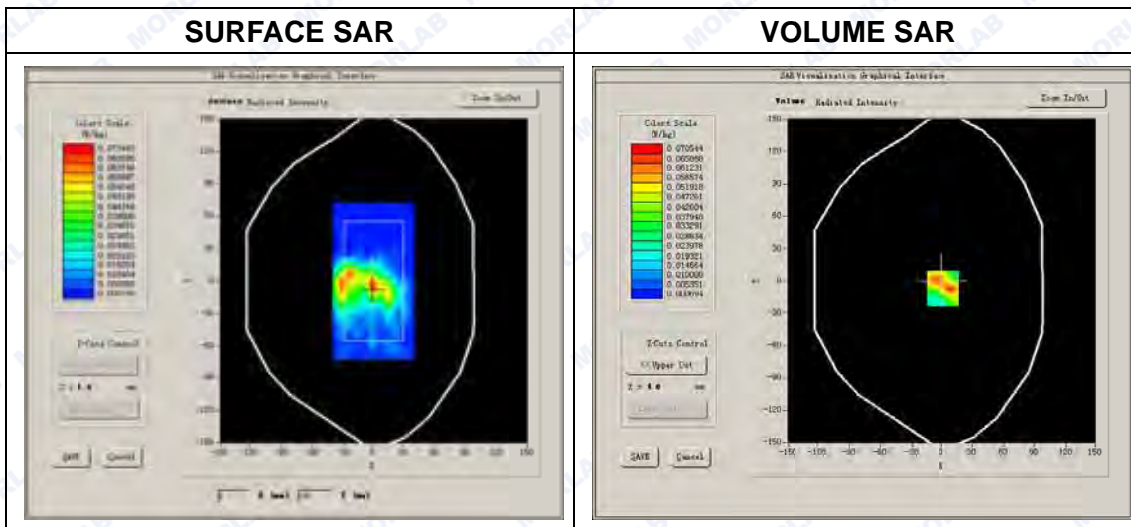
A. Experimental conditions.

Phantom File	surf_sam_plan.txt
Phantom	Flat Plane
Device Position	Body
Band	802.11b
Channels	Low
Signal	DSSS

B. SAR Measurement Results

Low Band SAR (Channel 1):

Frequency (MHz)	2412.000000
Relative permittivity (real part)	52.520397
Conductivity (S/m)	1.938859
Power drift (%)	1.120000
Ambient Temperature:	22.4°C
Liquid Temperature:	21.9°C
ConvF:	5.51
Crest factor:	1:1

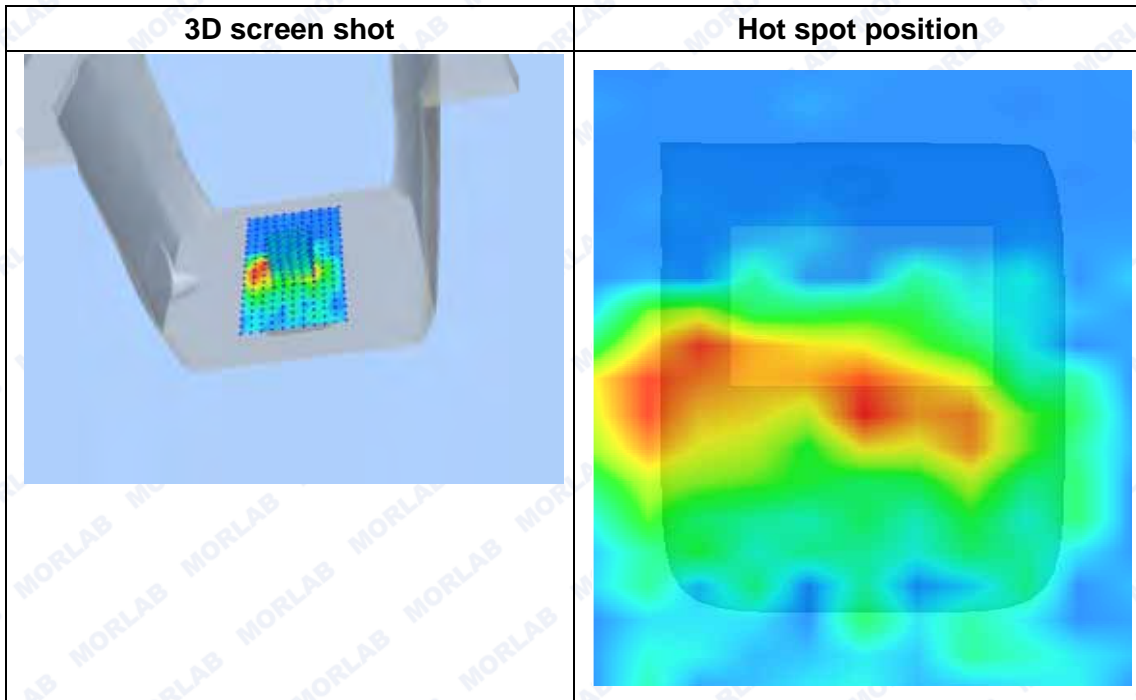
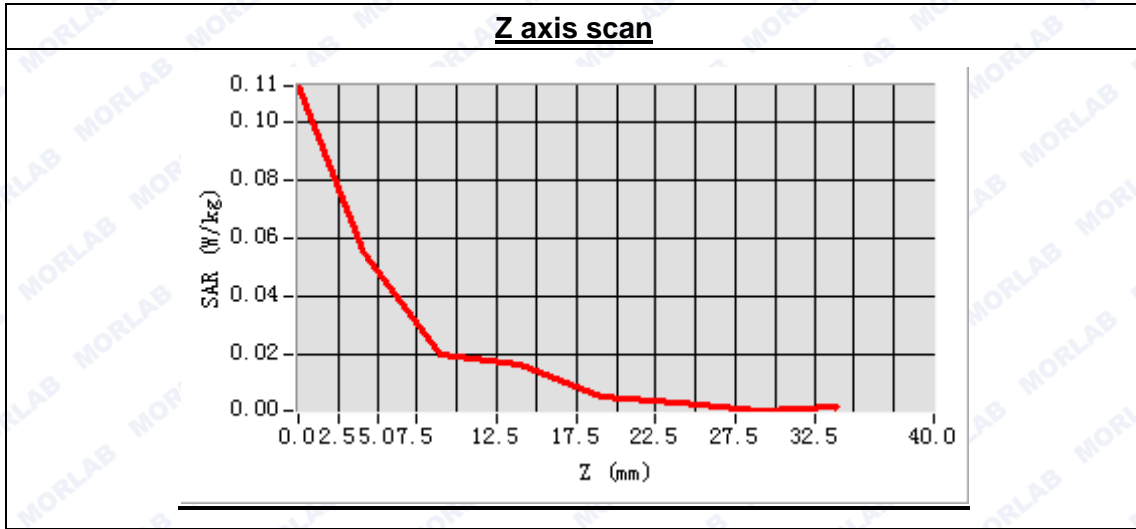




Maximum location: X=1.00, Y=-7.00

SAR Peak: 0.17 W/kg

SAR 10g (W/Kg)	0.038775
SAR 1g (W/Kg)	0.109406





MEASUREMENT 94

Type: Phone measurement (Complete)
Area scan resolution: dx=8mm,dy=8mm
Zoom scan resolution: dx=5mm, dy=5mm, dz=5mm
Date of measurement: 2015.10.17
Measurement duration: 9 minutes 31 seconds

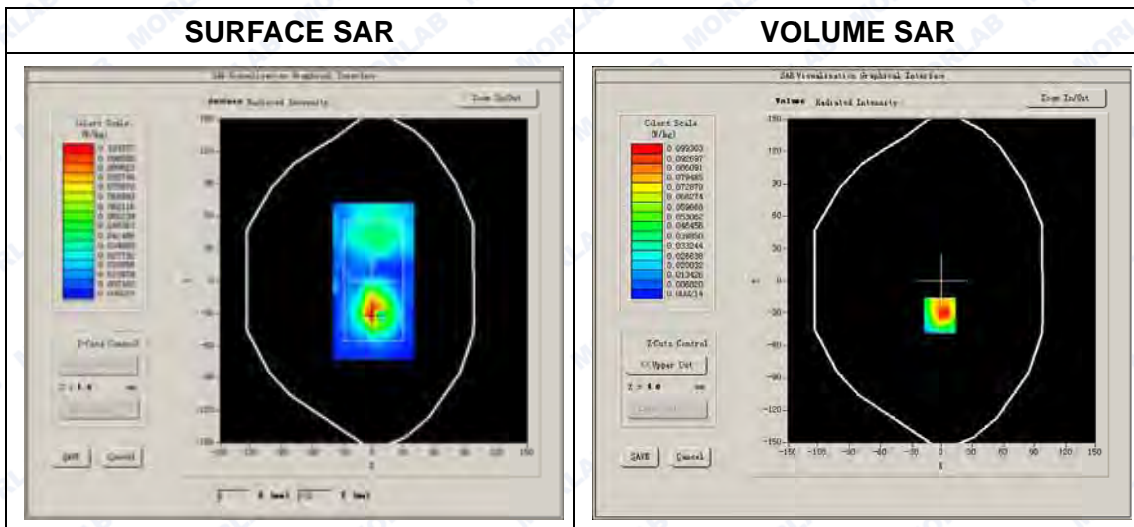
A. Experimental conditions.

Phantom File	surf_sam_plan.txt
Phantom	Flat Plane
Device Position	Body
Band	802.11b
Channels	Low
Signal	DSSS

B. SAR Measurement Results

Low Band SAR (Channel 1):

Frequency (MHz)	2412.000000
Relative permittivity (real part)	52.520397
Conductivity (S/m)	1.938859
Power drift (%)	0.820000
Ambient Temperature:	22.4°C
Liquid Temperature:	21.9°C
ConvF:	5.51
Crest factor:	1:1

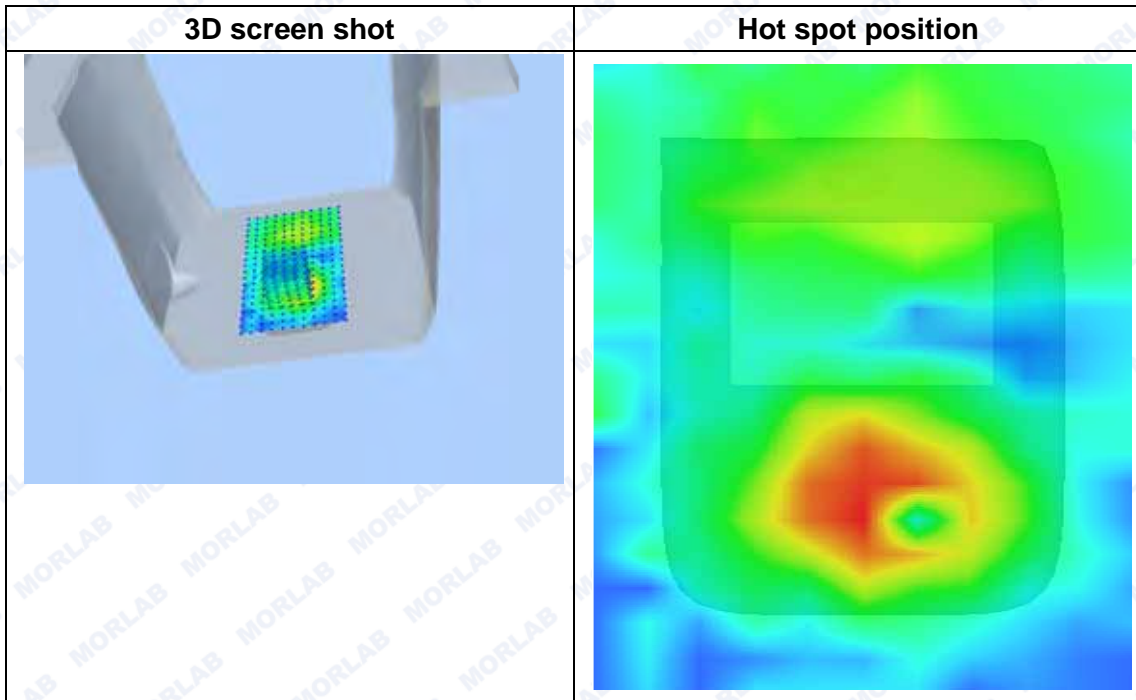
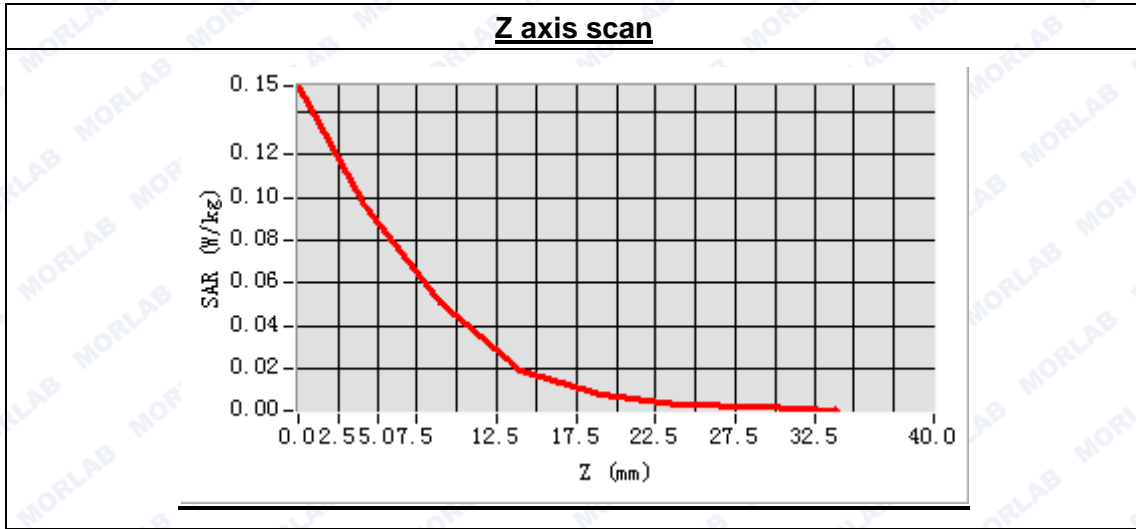




Maximum location: X=-2.00, Y=-32.00

SAR Peak: 0.18 W/kg

SAR 10g (W/Kg)	0.066505
SAR 1g (W/Kg)	0.120728





MEASUREMENT 95

Type: Phone measurement (Complete)
Area scan resolution: dx=8mm,dy=8mm
Zoom scan resolution: dx=5mm, dy=5mm, dz=5mm
Date of measurement: 2015.10.17
Measurement duration: 9 minutes 31 seconds

A. Experimental conditions.

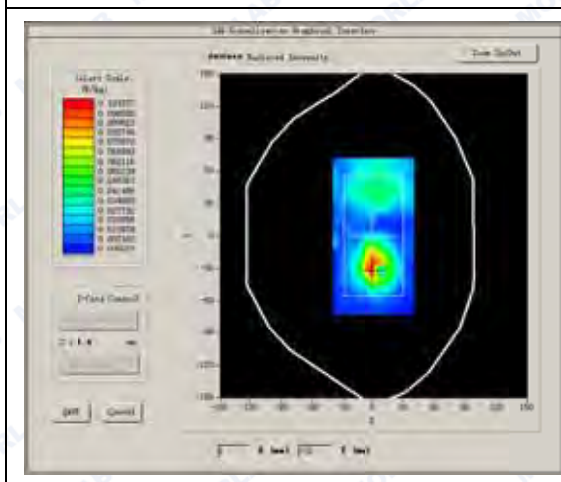
Phantom File	surf_sam_plan.txt
Phantom	Flat Plane
Device Position	Body
Band	802.11b
Channels	Low
Signal	DSSS

B. SAR Measurement Results

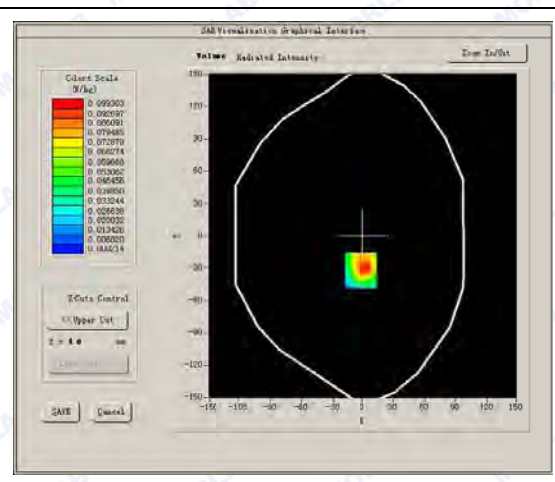
Low Band SAR (Channel 1):

Frequency (MHz)	2412.000000
Relative permittivity (real part)	52.520397
Conductivity (S/m)	1.938859
Power drift (%)	0.820000
Ambient Temperature:	22.4°C
Liquid Temperature:	21.9°C
ConvF:	5.51
Crest factor:	1:1

SURFACE SAR



VOLUME SAR

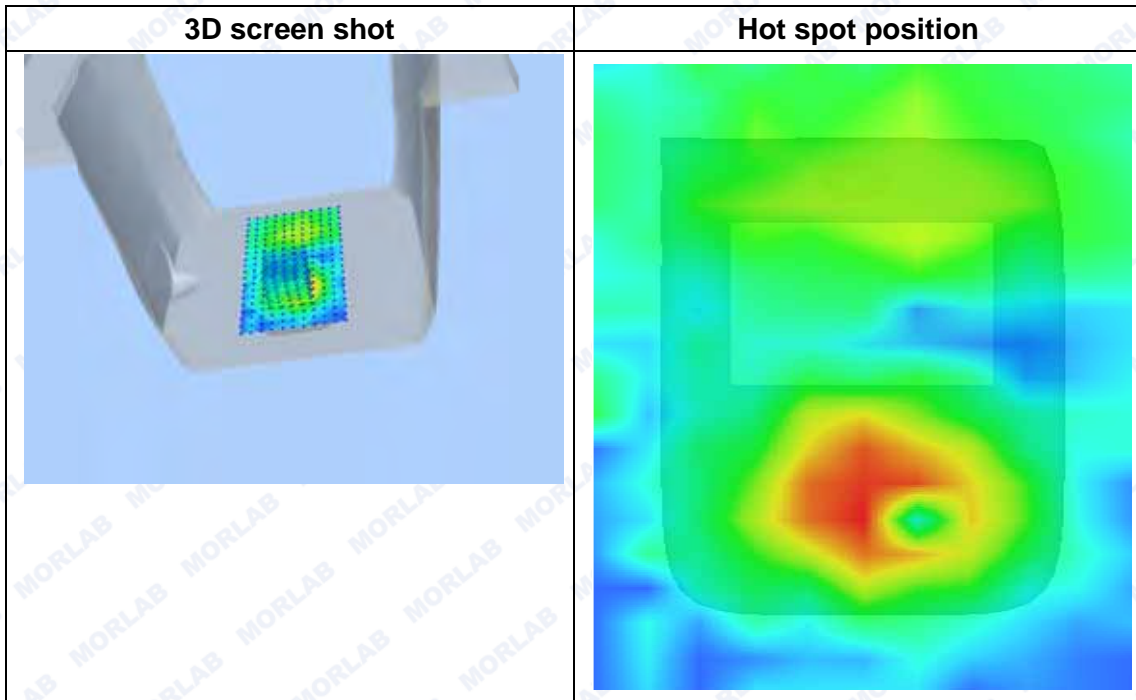
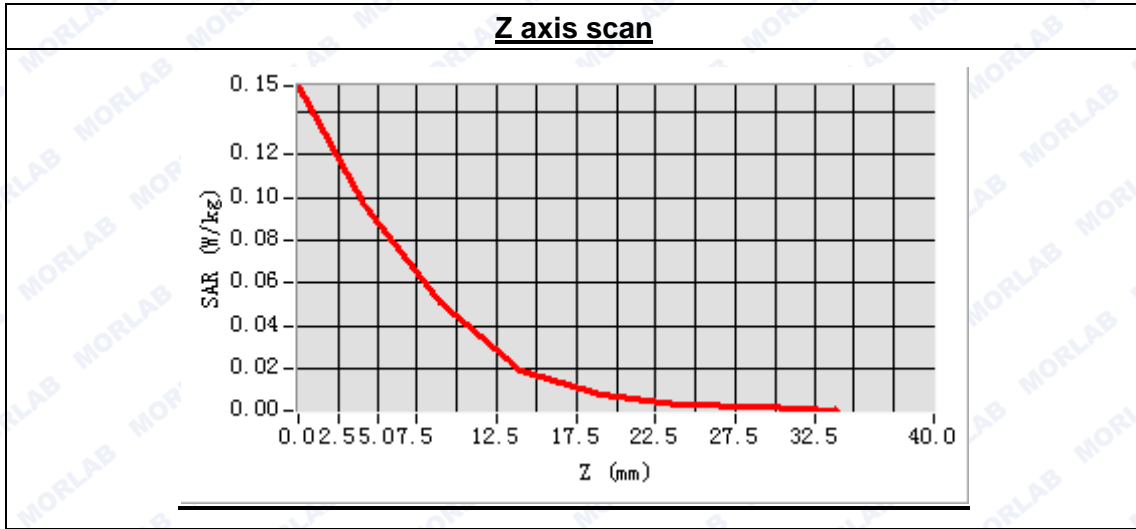




Maximum location: X=-2.00, Y=-32.00

SAR Peak: 0.18 W/kg

SAR 10g (W/Kg)	0.066505
SAR 1g (W/Kg)	0.103728





MEASUREMENT 96

Type: Phone measurement (Complete)
 Area scan resolution: dx=8mm,dy=8mm
 Zoom scan resolution: dx=5mm, dy=5mm, dz=5mm
 Date of measurement: 2015.10.17
 Measurement duration: 9 minutes 31 seconds

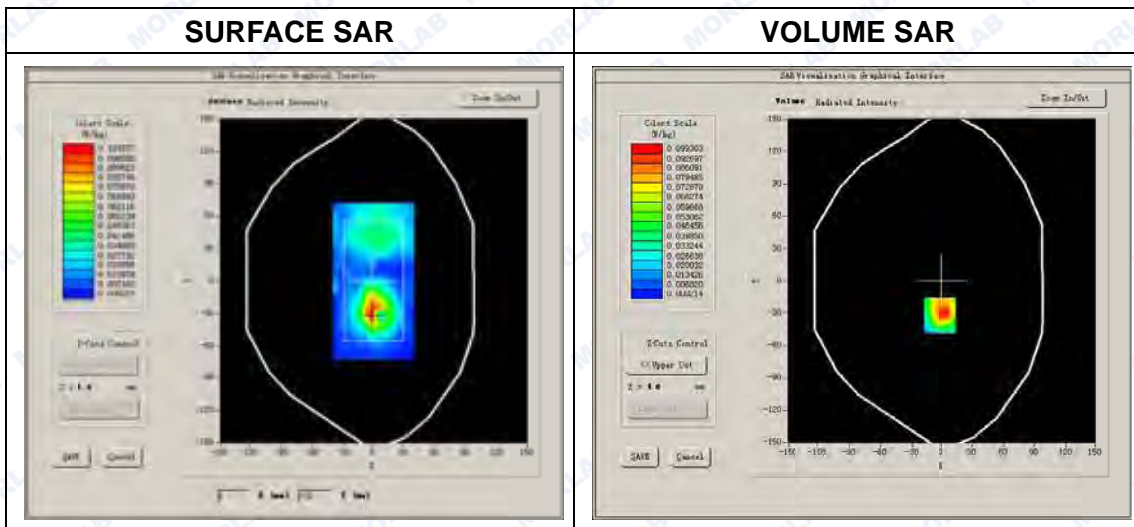
A. Experimental conditions.

Phantom File	surf_sam_plan.txt
Phantom	Flat Plane
Device Position	Body
Band	802.11b
Channels	Low
Signal	DSSS

B. SAR Measurement Results

Low Band SAR (Channel 1):

Frequency (MHz)	2412.000000
Relative permittivity (real part)	52.520397
Conductivity (S/m)	1.938859
Power drift (%)	0.820000
Ambient Temperature:	22.4°C
Liquid Temperature:	21.9°C
ConvF:	5.51
Crest factor:	1:1

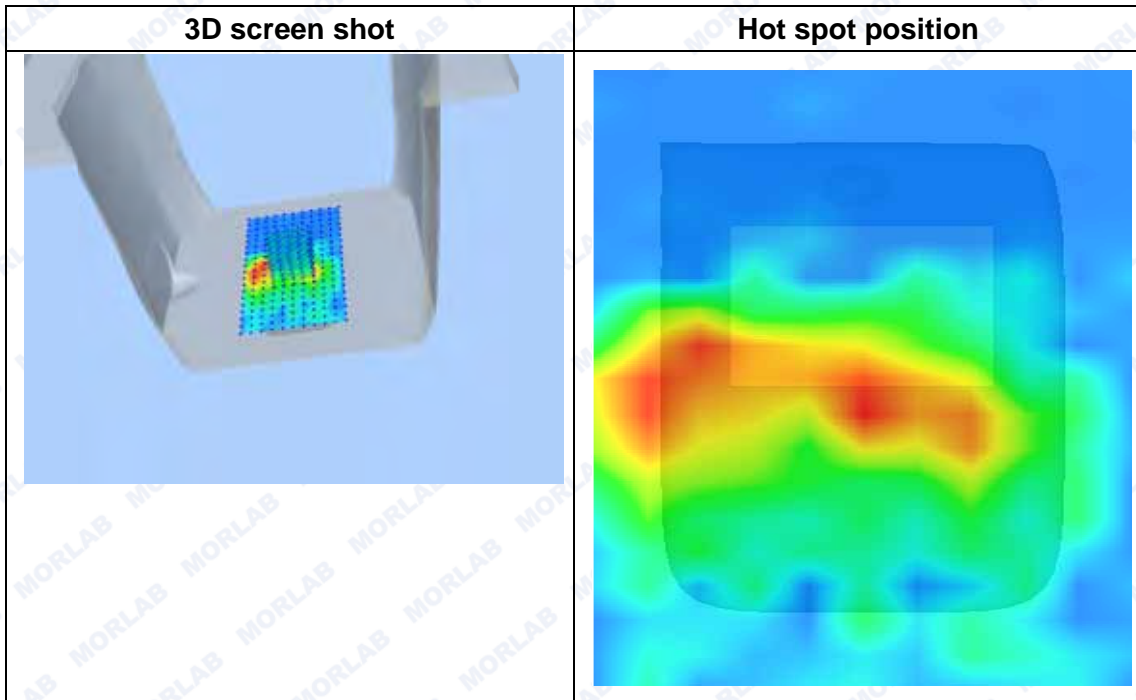
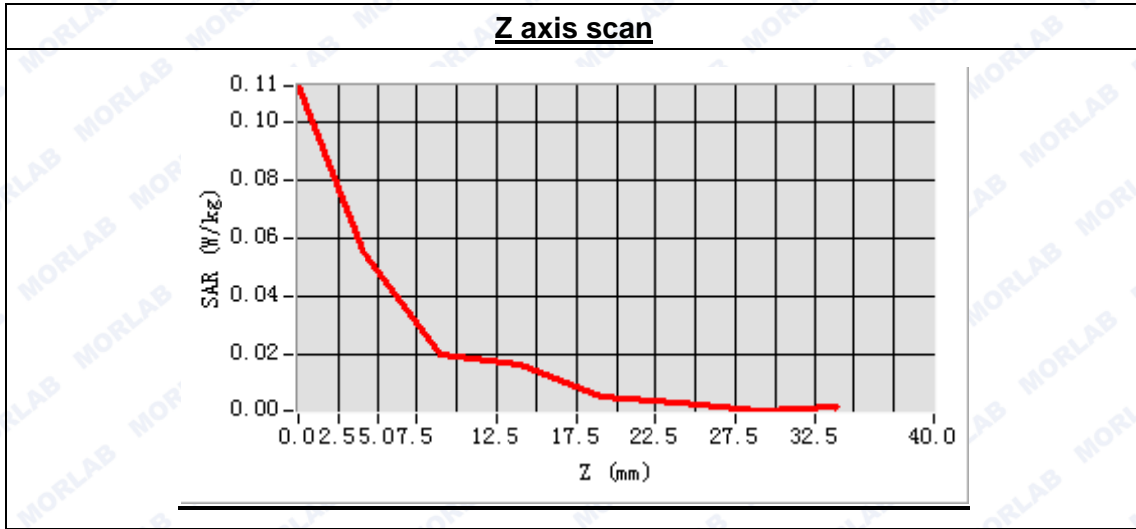




Maximum location: X=-2.00, Y=-32.00

SAR Peak: 0.18 W/kg

SAR 10g (W/Kg)	0.038775
SAR 1g (W/Kg)	0.068406





MEASUREMENT 98

Type: Phone measurement (Complete)
 Area scan resolution: dx=8mm,dy=8mm
 Zoom scan resolution: dx=5mm, dy=5mm, dz=5mm
 Date of measurement: 2015.10.17
 Measurement duration: 9 minutes 31 seconds

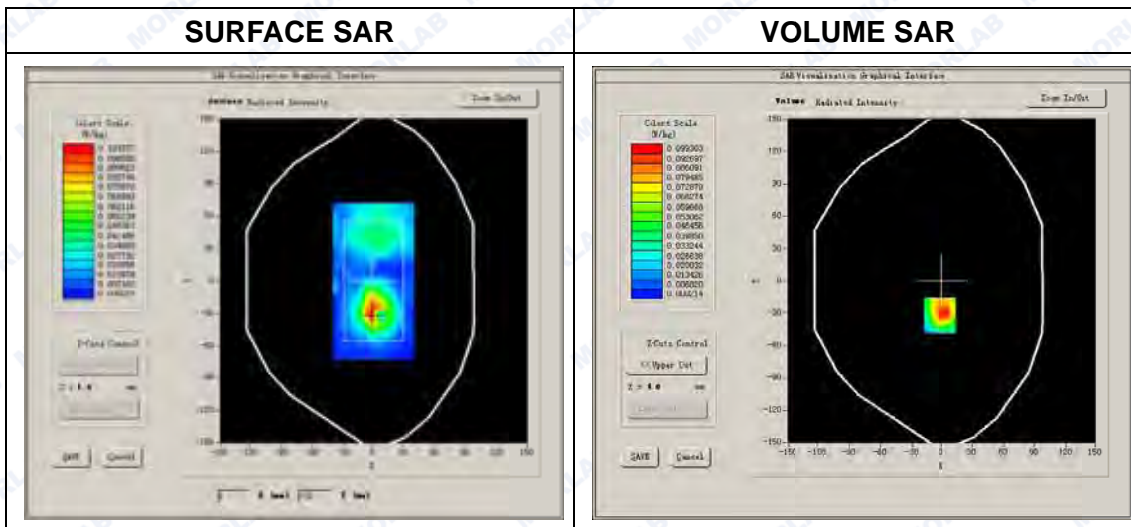
A. Experimental conditions.

Phantom File	surf_sam_plan.txt
Phantom	Flat Plane
Device Position	Body
Band	802.11n
Channels	Low
Signal	OFDM

B. SAR Measurement Results

Low Band SAR (Channel 1):

Frequency (MHz)	2412.000000
Relative permittivity (real part)	52.520397
Conductivity (S/m)	1.938859
Power drift (%)	0.820000
Ambient Temperature:	22.4°C
Liquid Temperature:	21.9°C
ConvF:	5.51
Crest factor:	1:1

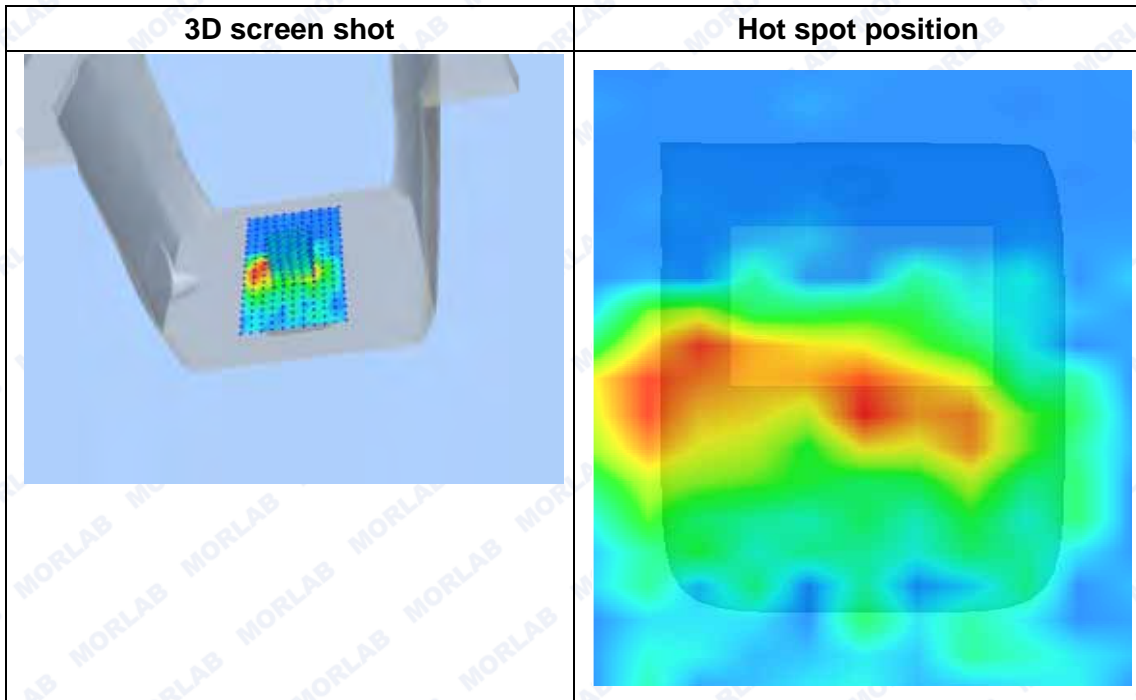
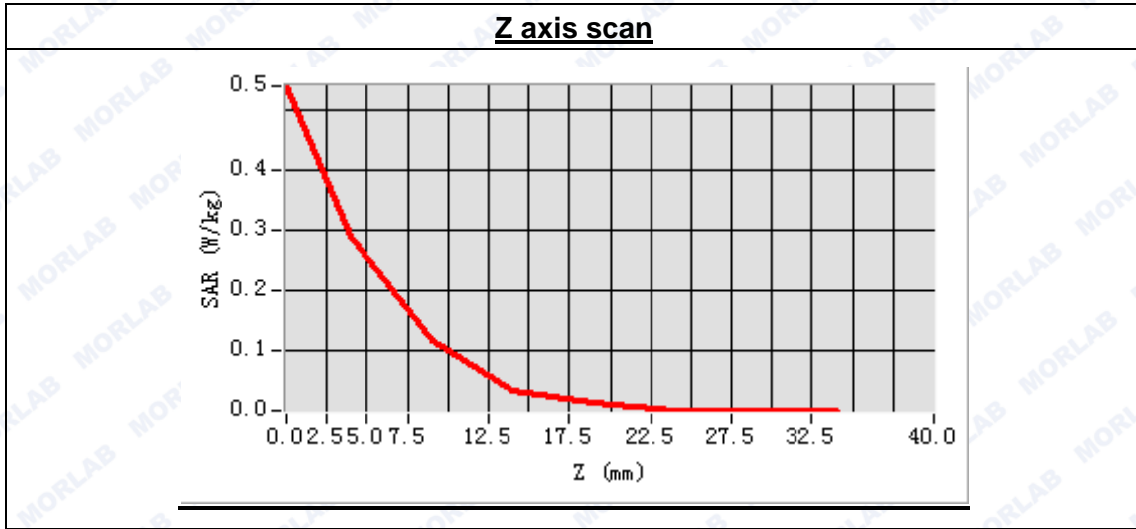




Maximum location: X=-15.00, Y=24.00

SAR Peak: 0.54 W/kg

SAR 10g (W/Kg)	0.104387
SAR 1g (W/Kg)	0.208061





MEASUREMENT 99

Type: Phone measurement (Complete)
 Area scan resolution: dx=8mm,dy=8mm
 Zoom scan resolution: dx=5mm, dy=5mm, dz=5mm
 Date of measurement: 2015.10.17
 Measurement duration: 9 minutes 31 seconds

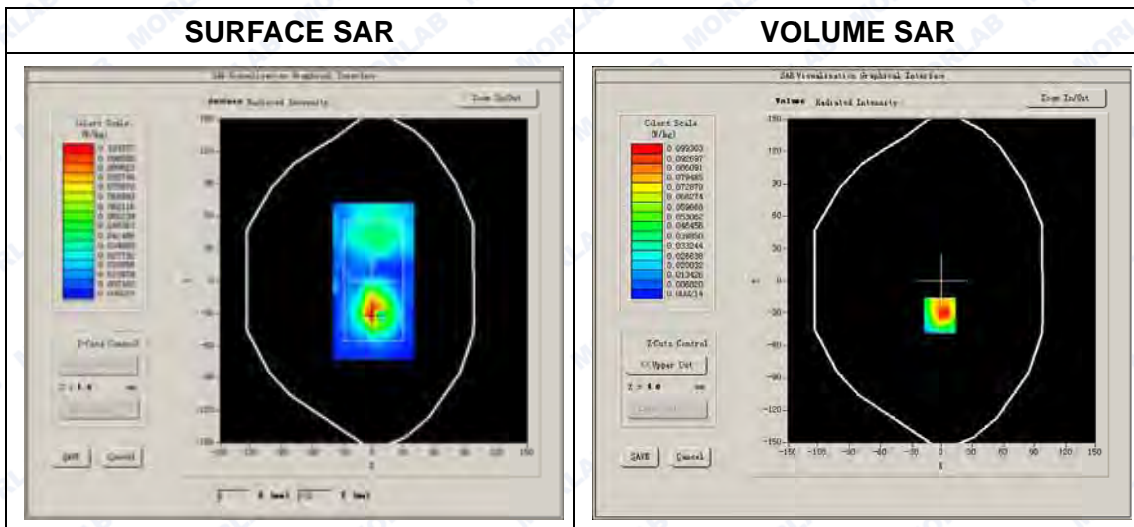
A. Experimental conditions.

Phantom File	surf_sam_plan.txt
Phantom	Flat Plane
Device Position	Body
Band	802.11n
Channels	Low
Signal	OFDM

B. SAR Measurement Results

Low Band SAR (Channel 1):

Frequency (MHz)	2412.000000
Relative permittivity (real part)	52.520397
Conductivity (S/m)	1.938859
Power drift (%)	0.820000
Ambient Temperature:	22.4°C
Liquid Temperature:	21.9°C
ConvF:	5.51
Crest factor:	1:1

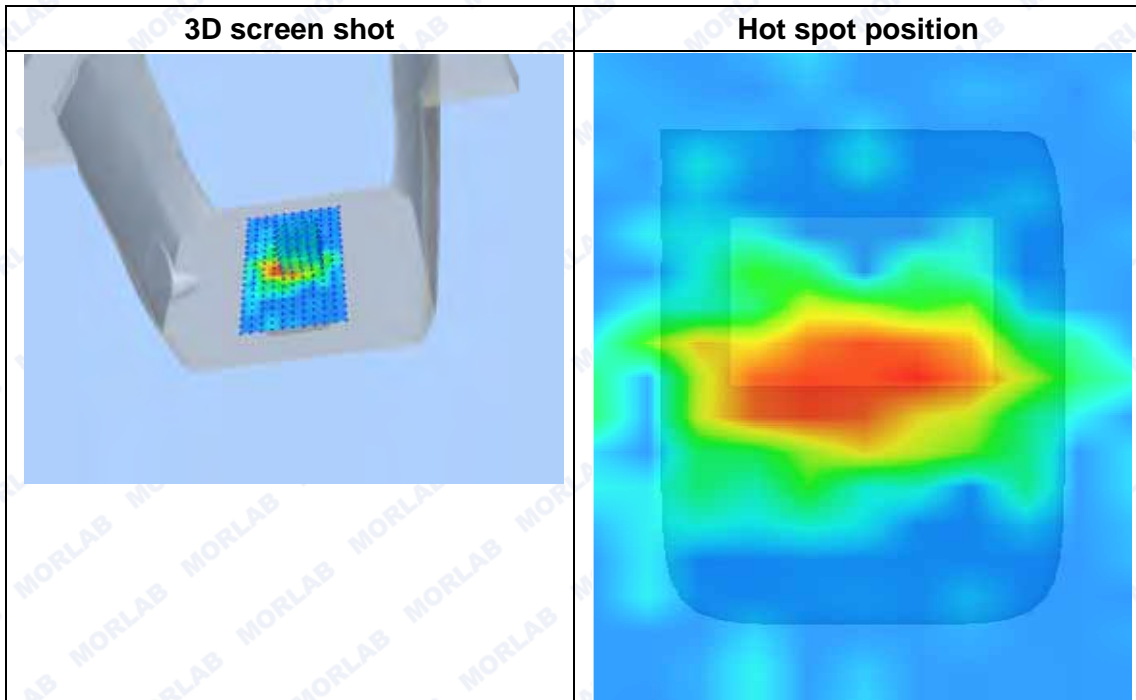
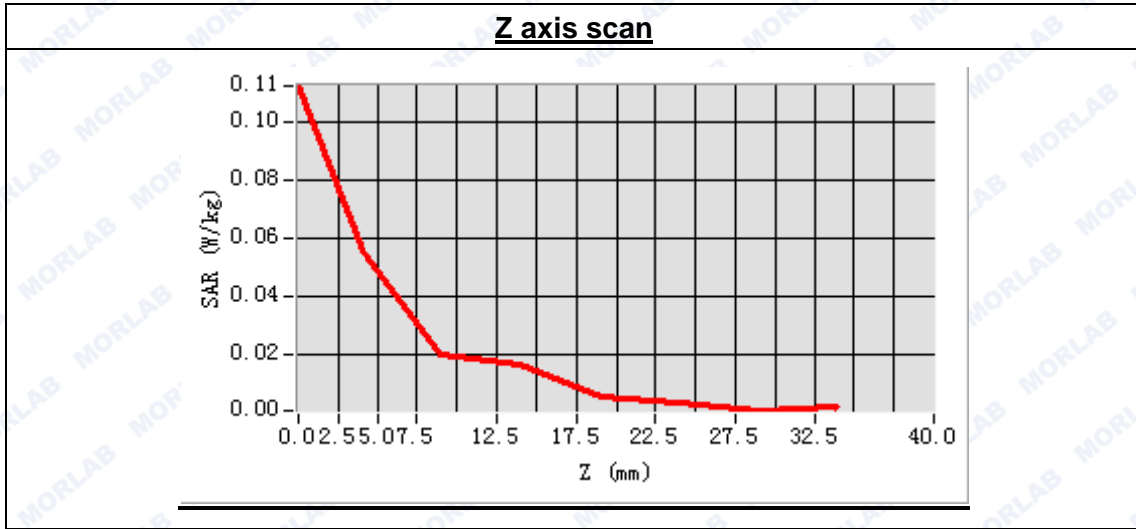




Maximum location: X=-2.00, Y=-32.00

SAR Peak: 0.18 W/kg

SAR 10g (W/Kg)	0.048775
SAR 1g (W/Kg)	0.161406





MEASUREMENT 100

Type: Phone measurement (Complete)
 Area scan resolution: dx=8mm,dy=8mm
 Zoom scan resolution: dx=5mm, dy=5mm, dz=5mm
 Date of measurement: 2015.10.17
 Measurement duration: 9 minutes 31 seconds

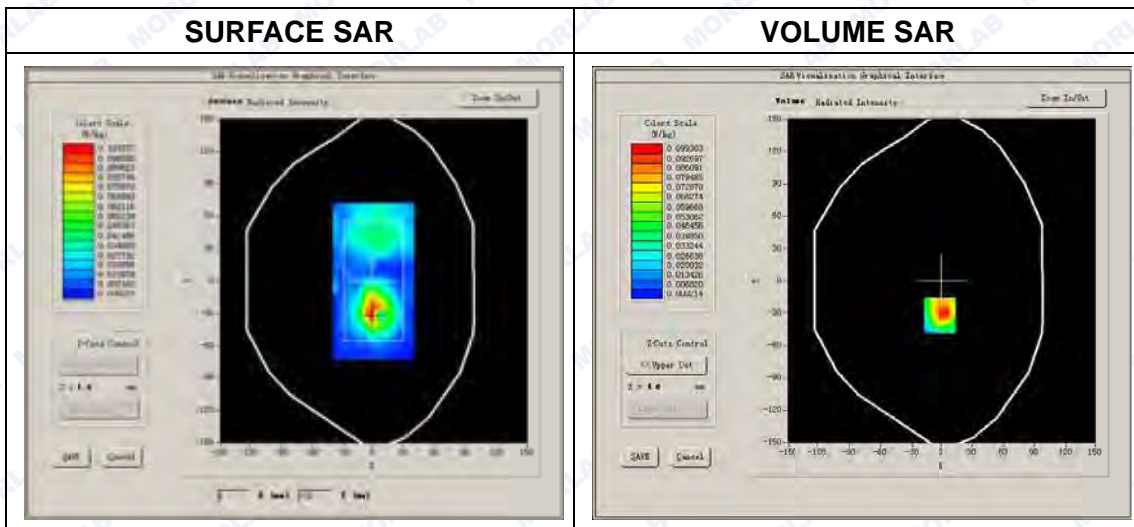
A. Experimental conditions.

Phantom File	surf_sam_plan.txt
Phantom	Flat Plane
Device Position	Body
Band	802.11n
Channels	Low
Signal	OFDM

B. SAR Measurement Results

Low Band SAR (Channel 1):

Frequency (MHz)	2412.000000
Relative permittivity (real part)	52.520397
Conductivity (S/m)	1.938859
Power drift (%)	0.820000
Ambient Temperature:	22.4°C
Liquid Temperature:	21.9°C
ConvF:	5.51
Crest factor:	1:1





Maximum location: X=-2.00, Y=-32.00

SAR Peak: 0.18 W/kg

SAR 10g (W/Kg)	0.048775
SAR 1g (W/Kg)	0.109406

