




FCC RADIO TEST REPORT

FCC ID : G95-CGA4236
Equipment : Cable Modem DOCSIS 3.1
Trade Name : technicolor
Model Name : CGA4236
Product Code : CGA4236VGW-TCH3;CGA4236DGW-TCH3;
CGA4236-TCH2
(Refer to section 1.1.5 for detail information)
Applicant : Technicolor Connected Home USA LLC
5030 Sugarloaf Parkway, Building 6,
Lawrenceville, Georgia, United States
Manufacturer : Technicolor Connected Home USA LLC
5030 Sugarloaf Parkway, Building 6,
Lawrenceville, Georgia, United States
Standard : 47 CFR FCC Part 15.407

The product was received on Apr. 09, 2020, and testing was started from May 05, 2020 and completed on Jul. 21, 2020. We, SPORTON INTERNATIONAL INC. EMC & Wireless Communications Laboratory, would like to declare that the tested sample has been evaluated in accordance with the procedures given in ANSI C63.10-2013 and shown compliance with the applicable technical standards.

The test results in this variant report apply exclusively to the tested model / sample. Without written approval of SPORTON INTERNATIONAL INC. EMC & Wireless Communications Laboratory, the test report shall not be reproduced except in full.


Approved by: Sam Chen

SPORTON INTERNATIONAL INC. EMC & Wireless Communications Laboratory
No. 52, Huaya 1st Rd., Guishan Dist., Taoyuan City, Taiwan (R.O.C.)



Table of Contents

History of this test report.....3

Summary of Test Result.....4

1 General Description5

1.1 Information.....5

1.2 Applicable Standards10

1.3 Testing Location Information10

1.4 Measurement Uncertainty10

2 Test Configuration of EUT11

2.1 Test Channel Mode11

2.2 The Worst Case Measurement Configuration14

2.3 EUT Operation during Test14

2.4 Accessories15

2.5 Support Equipment.....15

2.6 Test Setup Diagram16

3 Transmitter Test Result18

3.1 Emission Bandwidth18

3.2 Maximum Conducted Output Power20

3.3 Peak Power Spectral Density.....22

3.4 Unwanted Emissions.....25

4 Test Equipment and Calibration Data28

Appendix A. Test Results of Emission Bandwidth

Appendix B. Test Results of Maximum Conducted Output Power

Appendix C. Test Results of Peak Power Spectral Density

Appendix D. Test Results of Unwanted Emissions

Appendix E. Test Photos

Photographs of EUT v01



Summary of Test Result

Report Clause	Ref Std. Clause	Test Items	Result (PASS/FAIL)	Remark
1.1.2	15.203	Antenna Requirement	PASS	-
3.1	15.407(a)	Emission Bandwidth	PASS	-
3.2	15.407(a)	Maximum Conducted Output Power	PASS	-
3.3	15.407(a)	Peak Power Spectral Density	PASS	-
3.4	15.407(b)	Unwanted Emissions	PASS	-

Declaration of Conformity:

The test results with all measurement uncertainty excluded are presented in accordance with the regulation limits or requirements declared by manufacturers.

Comments and Explanations:

The declared of product specification for EUT presented in the report are provided by the manufacturer, and the manufacturer takes all the responsibilities for the accuracy of product specification.

Reviewed by: **Sam Chen**

Report Producer: **Cindy Peng**



1 General Description

1.1 Information

1.1.1 RF General Information

Frequency Range (MHz)	IEEE Std. 802.11	Ch. Frequency (MHz)	Channel Number
5250-5350	a, n (HT20), ac (VHT20), ax (HEW20)	5260-5320	52-64 [4]
5470-5725		5500-5720	100-144 [12]
5250-5350	n (HT40), ac (VHT40), ax (HEW40)	5270-5310	54-62 [2]
5470-5725		5510-5710	102-142 [6]
5250-5350	ac (VHT80), ax (HEW80)	5290	58 [1]
5470-5725		5530-5690	106-138 [3]
5150-5350	ac (VHT160), ax (HEW160)	5250	50 [1]
5470-5725		5570	114 [1]

Band	Mode	BWch (MHz)	Nant
5.25-5.35GHz	802.11a	20	4TX
5.25-5.35GHz	802.11n (HT20)	20	4TX
5.25-5.35GHz	802.11n (HT20)-BF	20	4TX
5.25-5.35GHz	802.11ac (VHT20)	20	4TX
5.25-5.35GHz	802.11ac (VHT20)-BF	20	4TX
5.25-5.35GHz	802.11ax (HEW20)	20	4TX
5.25-5.35GHz	802.11ax HEW20-BF	20	4TX
5.25-5.35GHz	802.11n (HT40)	40	4TX
5.25-5.35GHz	802.11n (HT40)-BF	40	4TX
5.25-5.35GHz	802.11ac (VHT40)	40	4TX
5.25-5.35GHz	802.11ac (VHT40)-BF	40	4TX
5.25-5.35GHz	802.11ax (HEW40)	40	4TX
5.25-5.35GHz	802.11ax (HEW40)-BF	40	4TX
5.25-5.35GHz	802.11ac (VHT80)	80	4TX
5.25-5.35GHz	802.11ac (VHT80)-BF	80	4TX
5.25-5.35GHz	802.11ax HEW80	80	4TX
5.25-5.35GHz	802.11ax (HEW80)-BF	80	4TX
5.15-5.35GHz	802.11ac (VHT160)	160	4TX



Band	Mode	BWch (MHz)	Nant
5.15-5.35GHz	802.11ac (VHT160)-BF	160	4TX
5.15-5.35GHz	802.11ax HEW160	160	4TX
5.15-5.35GHz	802.11ax HEW160-BF	160	4TX
5.47-5.725GHz	802.11a	20	4TX
5.47-5.725GHz	802.11n (HT20)	20	4TX
5.47-5.725GHz	802.11n (HT20)-BF	20	4TX
5.47-5.725GHz	802.11ac (VHT20)	20	4TX
5.47-5.725GHz	802.11ac (VHT20)-BF	20	4TX
5.47-5.725GHz	802.11ax (HEW20)	20	4TX
5.47-5.725GHz	802.11ax HEW20-BF	20	4TX
5.47-5.725GHz	802.11n (HT40)	40	4TX
5.47-5.725GHz	802.11n (HT40)-BF	40	4TX
5.47-5.725GHz	802.11ac (VHT40)	40	4TX
5.47-5.725GHz	802.11ac (VHT40)-BF	40	4TX
5.47-5.725GHz	802.11ax (HEW40)	40	4TX
5.47-5.725GHz	802.11ax (HEW40)-BF	40	4TX
5.47-5.725GHz	802.11ac (VHT80)	80	4TX
5.47-5.725GHz	802.11ac (VHT80)-BF	80	4TX
5.47-5.725GHz	802.11ax HEW80	80	4TX
5.47-5.725GHz	802.11ax HEW80-BF	80	4TX
5.47-5.725GHz	802.11ac (VHT160)	160	4TX
5.47-5.725GHz	802.11ac (VHT160)-BF	160	4TX
5.47-5.725GHz	802.11ax HEW160	160	4TX
5.47-5.725GHz	802.11ax HEW160-BF	160	4TX

Note:

- ♦ 11a, HT20 and HT40 use a combination of OFDM-BPSK, QPSK, 16QAM, 64QAM modulation.
- ♦ VHT20, VHT40, VHT80 and VHT160 use a combination of OFDM-BPSK, QPSK, 16QAM, 64QAM, 256QAM, 1024QAM modulation.
- ♦ HEW20, HEW40, HEW80 and HEW160 use a combination of OFDMA-BPSK, QPSK, 16QAM, 64QAM, 256QAM, 1024QAM modulation.
- ♦ BWch is the nominal channel bandwidth.



1.1.2 Antenna Information

Ant.	Port	Brand	Model Name	Antenna Type	Connector	Gain (dBi)
1	1	TCH	1415-07JS0V8	Dipole Antenna	N/A	Note 1
2	2	TCH	1415-07JT0V8	Dipole Antenna	N/A	
3	3	TCH	1415-07JR0V8	Dipole Antenna	N/A	
4	1	TCH	1415-07JV0V8	Dipole Antenna	N/A	
5	2	TCH	1415-07JU0V8	Dipole Antenna	N/A	
6	3	TCH	1415-07JV0V8	Dipole Antenna	N/A	
7	4	TCH	1415-07JU0V8	Dipole Antenna	N/A	

Note 1:

Ant.	Uncorrelated Gain (dBi)				
	2.4GHz	5GHz Band 1	5GHz Band 2	5GHz Band 3	5GHz Band 4
1	2.35	-	-	-	-
2	3.32	-	-	-	-
3	2.87	-	-	-	-
4	-	2.90	3.35	4.18	4.64
5	-	3.42	2.28	2.68	2.20
6	-	2.92	2.50	1.91	2.48
7	-	2.68	2.23	3.29	3.51
Correlated Gain (dBi)	6.01	6.63	6.24	6.92	7.30

Note 2: The above information was declared by manufacturer.

For 2.4GHz function:

For IEEE 802.11b/g/n/VHT/ax mode (3TX/3RX)

Ant.1, Ant. 2 and Ant. 3 can be used as transmitting/receiving antenna.

Ant.1, Ant. 2 and Ant. 3 could transmit/receive simultaneously.

For 5GHz function:

For IEEE 802.11a/n/ac/ax mode (4TX/4RX)

Ant. 4, Ant. 5, Ant. 6 and Ant. 7 can be used as transmitting/receiving antenna.

Ant. 4, Ant. 5, Ant. 6 and Ant. 7 could transmit/receive simultaneously.



1.1.3 Mode Test Duty Cycle

For non-beamforming function:

Table with 5 columns: Mode, DC, DCF(dB), T(s), VBW(Hz) ≥ 1/T. Rows include 802.11a, 802.11ax HEW20, 802.11ax HEW40, 802.11ax HEW80, 802.11ax HEW160.

For beamforming function:

Table with 5 columns: Mode, DC, DCF(dB), T(s), VBW(Hz) ≥ 1/T. Rows include 802.11ax HEW20-BF, 802.11ax HEW40-BF, 802.11ax HEW80-BF, 802.11ax HEW160-BF.

Note:
• DC is Duty Cycle.
• DCF is Duty Cycle Factor.

1.1.4 EUT Operational Condition

Form with fields: EUT Power Type, Beamforming Function, Weather Band, Function, TPC Function, Test Software Version, Firmware Version.

Note: The above information was declared by manufacturer.



1.1.5 Table for Multiple Listing

Product Code	Description
CGA4236VGW-TCH3	All the product code are identical, the difference product code as marketing strategy.
CGA4236DGW-TCH3	
CGA4236-TCH2	

From the above list, product code: CGA4236VGW-TCH3 was selected as representative model for the test and its data was recorded in this report.

The above information was declared by manufacturer.

1.1.6 Table for Class II Change

This product is an extension of original one reported under Sporton project number: FR041508-01AB.

Below is the table for the change of the product with respect to the original one.

Modifications	Performance Checking
1. Adding 5GHz band 2 and band 3 (5250~5350 MHz, 5470~5725 MHz) for this device. 2. Adding the 160MHz bandwidth.	1. Emission Bandwidth. 2. Maximum Conducted Output Power. 3. Peak Power Spectral Density. 4. Unwanted Emissions Above 1GHz.
3. Changing equipment name to "Cable Modem DOCSIS 3.1" from "Cable Modem DOCSSIS 3.1"	It does not affect the test result.



1.2 Applicable Standards

According to the specifications of the manufacturer, the EUT must comply with the requirements of the following standards:

- ♦ 47 CFR FCC Part 15
- ♦ ANSI C63.10-2013
- ♦ FCC KDB 789033 D02 v02r01

The following reference test guidance is not within the scope of accreditation of TAF.

- ♦ FCC KDB 662911 D01 v02r01
- ♦ FCC KDB 412172 D01 v01r01

1.3 Testing Location Information

Testing Location		
<input type="checkbox"/>	HWA YA	ADD : No. 52, Huaya 1st Rd., Guishan Dist., Taoyuan City, Taiwan (R.O.C.) TEL : 886-3-327-3456 FAX : 886-3-327-0973
<input checked="" type="checkbox"/>	JHUBEI	ADD : No.8, Lane 724, Bo-ai St., Jhubei City, HsinChu County 302, Taiwan, R.O.C. TEL : 886-3-656-9065 FAX : 886-3-656-9085

Test Condition	Test Site No.	Test Engineer	Test Environment	Test Date
RF Conducted	TH01-CB	Paul Chen	21.8~23.2°C / 55~58%	May 05, 2020~Jul. 21, 2020
Radiated	03CH03-CB	Paul Chen	24.1~25.6°C / 60~62%	May 05, 2020~Jul. 16, 2020
	03CH04-CB		27.5~29.6°C / 59~60%	

Test site Designation No. TW0006 with FCC
Test site registered number IC 4086D with Industry Canada.

1.4 Measurement Uncertainty

ISO/IEC 17025 requires that an estimate of the measurement uncertainties associated with the emissions test results be included in the report. The measurement uncertainties given below are based on a 95% confidence level (based on a coverage factor (k=2))

Test Items	Uncertainty	Remark
Radiated Emission (1GHz ~ 18GHz)	4.9 dB	Confidence levels of 95%
Radiated Emission (18GHz ~ 40GHz)	4.6 dB	Confidence levels of 95%
Conducted Emission	2.8 dB	Confidence levels of 95%
Output Power Measurement	1.4 dB	Confidence levels of 95%
Power Density Measurement	2.8 dB	Confidence levels of 95%
Bandwidth Measurement	0.39%	Confidence levels of 95%



2 Test Configuration of EUT

2.1 Test Channel Mode

For non-beamforming function:

Mode	Power Setting
802.11a_Nss1,(6Mbps)_4TX	-
5260MHz	67
5300MHz	67
5320MHz	68
5500MHz	64
5580MHz	64
5700MHz	64
5720MHz Straddle 5.47-5.725GHz	64
5720MHz Straddle 5.725-5.85GHz	64
802.11ax HEW20_Nss1,(MCS0)_4TX	-
5260MHz	66
5300MHz	66
5320MHz	67
5500MHz	66
5580MHz	65
5700MHz	66
5720MHz Straddle 5.47-5.725GHz	65
5720MHz Straddle 5.725-5.85GHz	65
802.11ax HEW40_Nss1,(MCS0)_4TX	-
5270MHz	66
5310MHz	66
5510MHz	69
5550MHz	69
5670MHz	68
5710MHz Straddle 5.47-5.725GHz	69
5710MHz Straddle 5.725-5.85GHz	69
802.11ax HEW80_Nss1,(MCS0)_4TX	-
5290MHz	67
5530MHz	68
5610MHz	68



Mode	Power Setting
5690MHz Straddle 5.47-5.725GHz	68
5690MHz Straddle 5.725-5.85GHz	68
802.11ax HEW160_Nss1,(MCS0)_4TX	-
5250MHz Straddle 5.15-5.25GHz	72
5250MHz Straddle 5.25-5.35GHz	72
5570MHz	70



For beamforming function:

Mode	Power Setting
802.11ax HEW20-BF_Nss1,(MCS0)_4TX	-
5260MHz	67
5300MHz	67
5320MHz	67
5500MHz	63
5580MHz	63
5700MHz	63
5720MHz Straddle 5.47-5.725GHz	65
5720MHz Straddle 5.725-5.85GHz	65
802.11ax HEW40-BF_Nss1,(MCS0)_4TX	-
5270MHz	67
5310MHz	67
5510MHz	63
5550MHz	63
5670MHz	63
5710MHz Straddle 5.47-5.725GHz	67
5710MHz Straddle 5.725-5.85GHz	67
802.11ax HEW80-BF_Nss1,(MCS0)_4TX	-
5290MHz	68
5530MHz	63
5610MHz	64
5690MHz Straddle 5.47-5.725GHz	65
5690MHz Straddle 5.725-5.85GHz	65
802.11ax HEW160-BF_Nss1,(MCS0)_4TX	-
5250MHz Straddle 5.15-5.25GHz	75
5250MHz Straddle 5.25-5.35GHz	75
5570MHz	65

Note:

- There are two modes of EUT for 802.11n/ax/VHT in 2.4GHz and 802.11n/ac/ax in 5GHz. One is beamforming mode, and the other is non-beamforming mode. Both modes have been tested and recorded in this test report.



2.2 The Worst Case Measurement Configuration

The Worst Case Mode for Following Conformance Tests	
Tests Item	Emission Bandwidth Maximum Conducted Output Power Peak Power Spectral Density
Test Condition	Conducted measurement at transmit chains

The Worst Case Mode for Following Conformance Tests	
Tests Item	Unwanted Emissions
Test Condition	Radiated measurement If EUT consist of multiple antenna assembly (multiple antenna are used in EUT regardless of spatial multiplexing MIMO configuration), the radiated test should be performed with highest antenna gain of each antenna type.
Operating Mode > 1GHz	CTX

The Worst Case Mode for Following Conformance Tests	
Tests Item	Simultaneous Transmission Analysis - Co-location RF Exposure Evaluation
Operating Mode	
1	WLAN 2.4GHz + WLAN 5GHz
Refer to Sporton Test Report No.: FA041508-02 for Co-location RF Exposure Evaluation.	

Note: The EUT can be used at Y axis position only.

2.3 EUT Operation during Test

For non-beamforming function:

The EUT was programmed to be in continuously transmitting mode.

For beamforming function:

For Conducted Mode:

The EUT was programmed to be in continuously transmitting mode.

For Radiated Mode:

During the test, the following programs under WIN 7 were executed.

The program was executed as follows:

1. During the test, the EUT operation to normal function.
2. Executed command fixed test channel under DOS [ver 6.1.7601].
3. Executed "Lantest.exe" to link with the remote workstation to transmit and receive packet by WLAN AP and transmit duty cycle no less than 98%.



2.4 Accessories

Accessories			
Equipment Name	Brand Name	Model Name	Rating
Adapter 1	HOIOTO	ADS-36FKJ-12 12036EPCU	INPUT: 100-240V, 50/60Hz, Max.1.0A OUTPUT: 12V, 3.0A
Adapter 2	AcBel	ADG009 AD:AD0G2	INPUT: 100-240V, 50/60Hz, MAX.1.5A OUTPUT: 12V, 4.5A
Other			
Power cord*1, Non-shielded, 1.8m (For adapter 2 use)			

2.5 Support Equipment

For Radiated (above 1GHz):

For non-beamforming function:

Support Equipment				
No.	Equipment	Brand Name	Model Name	FCC ID
A	Notebook	DELL	E4300	N/A

For beamforming function:

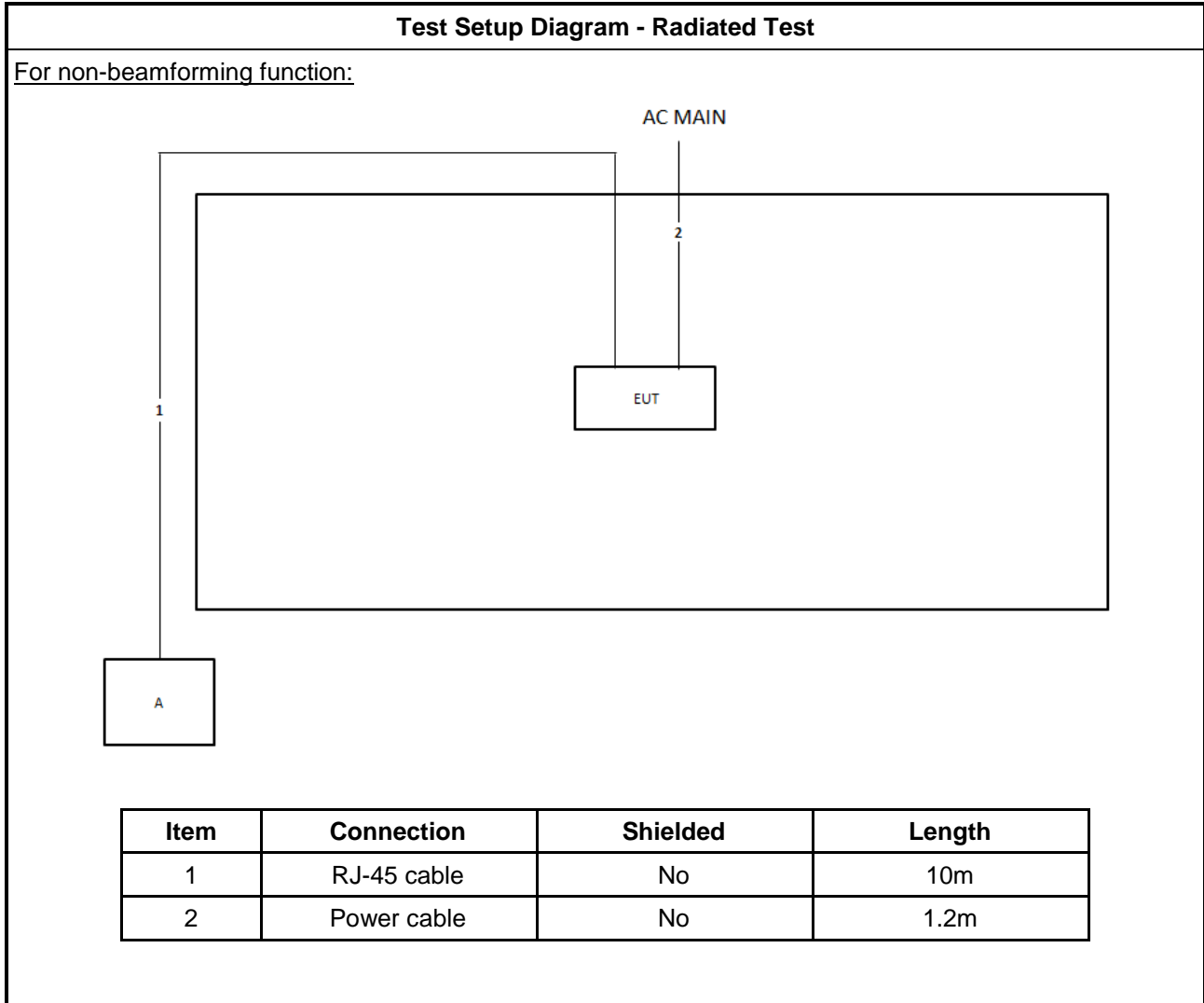
Support Equipment				
No.	Equipment	Brand Name	Model Name	FCC ID
A	Notebook	DELL	E4300	N/A
B	Notebook	DELL	E4300	N/A
C	WLAN AP	ASUS	RT-AX88U	MSQ-RTAXHP00

For RF Conducted:

Support Equipment				
No.	Equipment	Brand Name	Model Name	FCC ID
A	Notebook	DELL	E4300	N/A

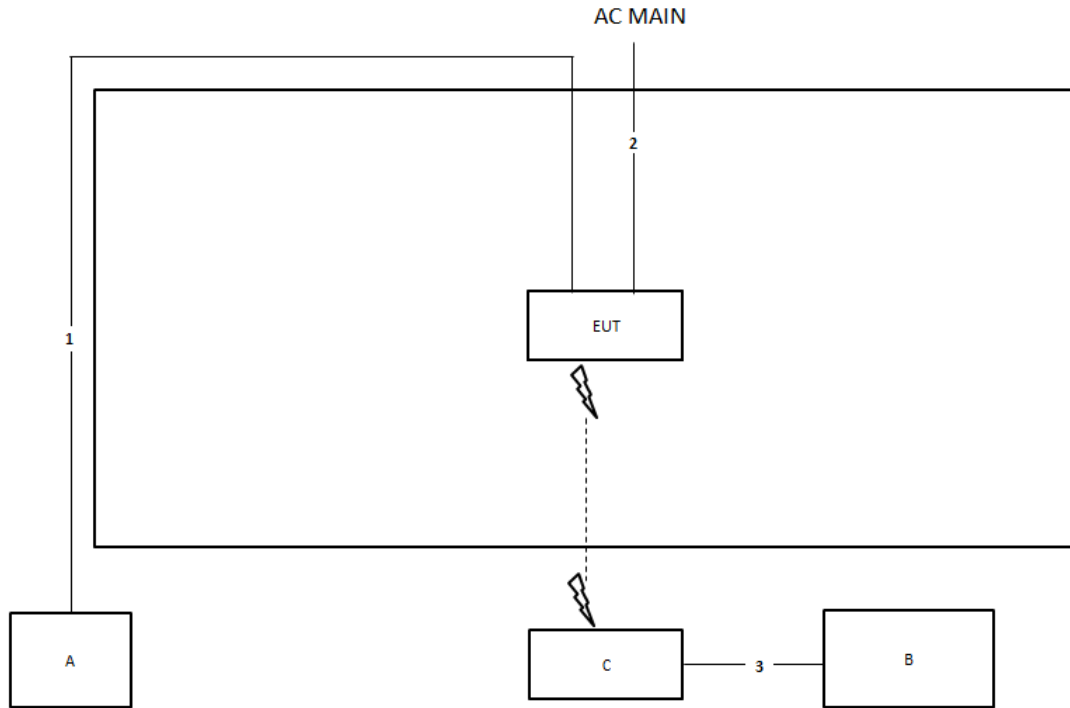


2.6 Test Setup Diagram



Test Setup Diagram - Radiated Test

For beamforming function:



Item	Connection	Shielded	Length
1	RJ-45 cable	No	10m
2	Power cable	No	1.2m
3	RJ-45 cable	No	1.5m



3 Transmitter Test Result

3.1 Emission Bandwidth

3.1.1 Emission Bandwidth Limit

Emission Bandwidth Limit	
UNII Devices	
<input checked="" type="checkbox"/>	For the 5.15-5.25 GHz band, N/A
<input checked="" type="checkbox"/>	For the 5.25-5.35 GHz band, the maximum conducted output power shall not exceed the lesser of 250 mW or 11 dBm + 10 log B, where B is the 26 dB emission bandwidth in MHz.
<input checked="" type="checkbox"/>	For the 5.47-5.725 GHz band, the maximum conducted output power shall not exceed the lesser of 250 mW or 11 dBm + 10 log B, where B is the 26 dB emission bandwidth in MHz.
<input checked="" type="checkbox"/>	For the 5.725-5.85 GHz band, 6 dB emission bandwidth ≥ 500kHz.
LE-LAN Devices	
<input type="checkbox"/>	For the band 5.15-5.25 GHz, the maximum e.i.r.p. shall not exceed 200 mW or 10 + 10 log B, dBm, whichever power is less. B is the 99% emission bandwidth in MHz.
<input type="checkbox"/>	For the 5.25-5.35 GHz band, the maximum e.i.r.p. shall not exceed 1.0 W or 17 + 10 log B, dBm, whichever power is less. B is the 99% emission bandwidth in MHz
<input type="checkbox"/>	For the 5.47-5.6 GHz band and 5.65-5.725 GHz band, the maximum e.i.r.p. shall not exceed 1.0 W or 17 + 10 log B, dBm, whichever power is less. B is the 99% emission bandwidth in MHz
<input type="checkbox"/>	For the 5.725-5.85 GHz band, 6 dB emission bandwidth ≥ 500kHz.

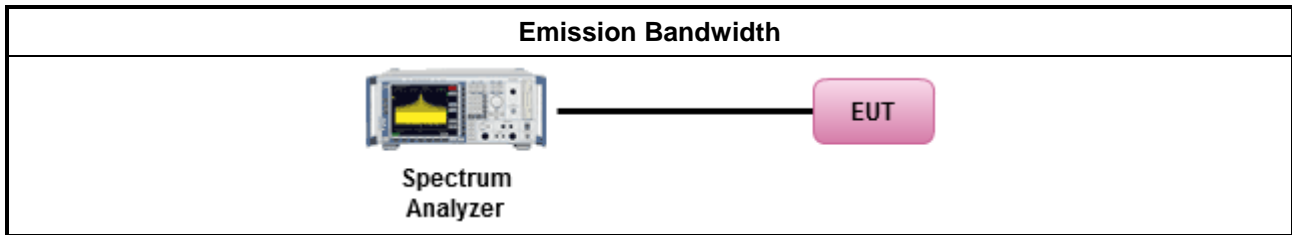
3.1.2 Measuring Instruments

Refer a test equipment and calibration data table in this test report.

3.1.3 Test Procedures

Test Method	
▪ For the emission bandwidth shall be measured using one of the options below:	
<input checked="" type="checkbox"/>	Refer as FCC KDB 789033, clause C for EBW and clause D for OBW measurement.
<input type="checkbox"/>	Refer as ANSI C63.10, clause 6.9.1 for occupied bandwidth testing.
<input type="checkbox"/>	Refer as IC RSS-Gen, clause 4.6 for bandwidth testing.

3.1.4 Test Setup



3.1.5 Test Result of Emission Bandwidth

Refer as Appendix A



3.2 Maximum Conducted Output Power

3.2.1 Maximum Conducted Output Power Limit

Maximum Conducted Output Power Limit	
UNII Devices	
<input checked="" type="checkbox"/> For the 5.15-5.25 GHz band:	
	<ul style="list-style-type: none"> ▪ Outdoor AP: the maximum conducted output power (P_{Out}) shall not exceed the lesser of 1 W. If $G_{TX} > 6$ dBi, then $P_{Out} = 30 - (G_{TX} - 6)$. e.i.r.p. at any elevation angle above 30 degrees $\leq 125mW$ [21dBm] ▪ Indoor AP: the maximum conducted output power (P_{Out}) shall not exceed the lesser of 1 W. If $G_{TX} > 6$ dBi, then $P_{Out} = 30 - (G_{TX} - 6)$ ▪ Point-to-point AP: the maximum conducted output power (P_{Out}) shall not exceed the lesser of 1 W. If $G_{TX} > 23$ dBi, then $P_{Out} = 30 - (G_{TX} - 23)$. ▪ Mobile or Portable Client: the maximum conducted output power (P_{Out}) shall not exceed the lesser of 250 mW. If $G_{TX} > 6$ dBi, then $P_{Out} = 24 - (G_{TX} - 6)$.
<input checked="" type="checkbox"/> For the 5.25-5.35 GHz band, the maximum conducted output power (P_{Out}) shall not exceed the lesser of 250 mW or $11 \text{ dBm} + 10 \log B$, where B is the 26 dB emission bandwidth in MHz. If $G_{TX} > 6$ dBi, then $P_{Out} = 24 - (G_{TX} - 6)$.	
<input checked="" type="checkbox"/> For the 5.47-5.725 GHz band, the maximum conducted output power (P_{Out}) shall not exceed the lesser of 250 mW or $11 \text{ dBm} + 10 \log B$, where B is the 26 dB emission bandwidth in MHz. If $G_{TX} > 6$ dBi, then $P_{Out} = 24 - (G_{TX} - 6)$.	
<input checked="" type="checkbox"/> For the 5.725-5.85 GHz band:	
	<ul style="list-style-type: none"> ▪ Point-to-multipoint systems (P2M): the maximum conducted output power (P_{Out}) shall not exceed the lesser of 1 W. If $G_{TX} > 6$ dBi, then $P_{Out} = 30 - (G_{TX} - 6)$. ▪ Point-to-point systems (P2P): the maximum conducted output power (P_{Out}) shall not exceed the lesser of 1 W.
LE-LAN Devices	
<input type="checkbox"/> For the 5.15-5.25 GHz band, the maximum e.i.r.p. shall not exceed 200 mW or $10 + 10 \log B$, dBm, whichever power is less. B is the 99% emission bandwidth in MHz.	
<input type="checkbox"/> For the 5.25-5.35 GHz band, the maximum e.i.r.p. shall not exceed 1.0 W or $17 + 10 \log B$, dBm, whichever power is less. B is the 99% emission bandwidth in MHz	
<input type="checkbox"/> For the 5.47-5.6 GHz band and 5.65-5.725 GHz band, the maximum e.i.r.p. shall not exceed 1.0 W or $17 + 10 \log B$, dBm, whichever power is less. B is the 99% emission bandwidth in MHz	
<input type="checkbox"/> For the 5.725-5.85 GHz band:	
	<ul style="list-style-type: none"> ▪ Point-to-multipoint systems (P2M): the maximum conducted output power (P_{Out}) shall not exceed the lesser of 1 W. If $G_{TX} > 6$ dBi, then $P_{Out} = 30 - (G_{TX} - 6)$. ▪ Point-to-point systems (P2P): the maximum conducted output power (P_{Out}) shall not exceed the lesser of 1 W.
P_{Out} = maximum conducted output power in dBm, G_{TX} = the maximum transmitting antenna directional gain in dBi.	

3.2.2 Measuring Instruments

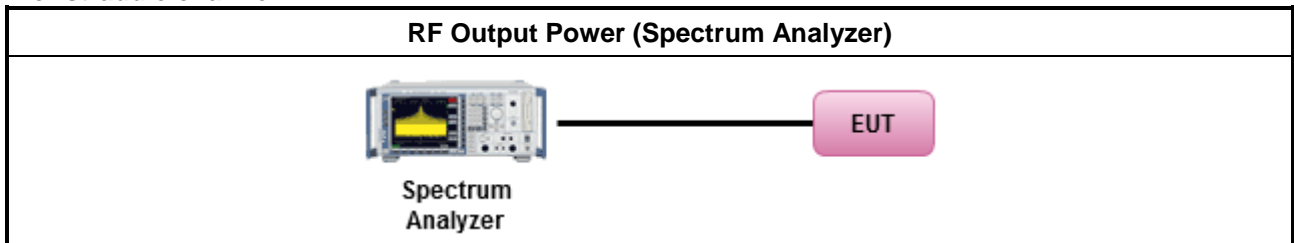
Refer a test equipment and calibration data table in this test report.

3.2.3 Test Procedures


Test Method	
<ul style="list-style-type: none"> Maximum Conducted Output Power 	
Average over on/off periods with duty factor	
<input checked="" type="checkbox"/>	Refer as FCC KDB 789033, clause E Method SA-2 (spectral trace averaging).
<input type="checkbox"/>	Refer as FCC KDB 789033, clause E Method SA-2 Alt. (RMS detection with slow sweep speed)
Wideband RF power meter and average over on/off periods with duty factor	
<input checked="" type="checkbox"/>	Refer as FCC KDB 789033, clause E Method PM-G (using an RF average power meter).
<ul style="list-style-type: none"> For conducted measurement. 	
<ul style="list-style-type: none"> If the EUT supports multiple transmit chains using options given below: Refer as FCC KDB 662911, In-band power measurements. Using the measure-and-sum approach, measured all transmit ports individually. Sum the power (in linear power units e.g., mW) of all ports for each individual sample and save them. 	
<ul style="list-style-type: none"> If multiple transmit chains, EIRP calculation could be following as methods: $P_{total} = P_1 + P_2 + \dots + P_n$ (calculated in linear unit [mW] and transfer to log unit [dBm]) $EIRP_{total} = P_{total} + DG$ 	

3.2.4 Test Setup

For straddle channel:



For other channel:



3.2.5 Test Result of Maximum Conducted Output Power

Refer as Appendix B



3.3 Peak Power Spectral Density

3.3.1 Peak Power Spectral Density Limit

Peak Power Spectral Density Limit	
UNII Devices	
<input checked="" type="checkbox"/>	For the 5.15-5.25 GHz band:
	<ul style="list-style-type: none"> ▪ Outdoor AP: the peak power spectral density (PPSD) shall not exceed the lesser of 17dBm/MHz. If $G_{TX} > 6$ dBi, then $P_{Out} = 17 - (G_{TX} - 6)$. ▪ Indoor AP: the peak power spectral density (PPSD) shall not exceed the lesser of 17dBm/MHz. If $G_{TX} > 6$ dBi, then $P_{Out} = 17 - (G_{TX} - 6)$. ▪ Point-to-point AP: the peak power spectral density (PPSD) shall not exceed the lesser of 17dBm/MHz. If $G_{TX} > 23$ dBi, then $P_{Out} = 17 - (G_{TX} - 23)$. ▪ Mobile or Portable Client: the peak power spectral density (PPSD) ≤ 11 dBm/MHz. If $G_{TX} > 6$ dBi, then $PPSD = 11 - (G_{TX} - 6)$.
<input checked="" type="checkbox"/>	For the 5.25-5.35 GHz band, the peak power spectral density (PPSD) ≤ 11 dBm/MHz. If $G_{TX} > 6$ dBi, then $PPSD = 11 - (G_{TX} - 6)$.
<input checked="" type="checkbox"/>	For the 5.47-5.725 GHz band, the peak power spectral density (PPSD) ≤ 11 dBm/MHz. If $G_{TX} > 6$ dBi, then $PPSD = 11 - (G_{TX} - 6)$.
<input checked="" type="checkbox"/>	For the 5.725-5.85 GHz band:
	<ul style="list-style-type: none"> ▪ Point-to-multipoint systems (P2M): the peak power spectral density (PPSD) ≤ 30 dBm/500kHz. If $G_{TX} > 6$ dBi, then $PPSD = 30 - (G_{TX} - 6)$. ▪ Point-to-point systems (P2P): the peak power spectral density (PPSD) ≤ 30 dBm/500kHz.
LE-LAN Devices	
<input type="checkbox"/>	For the 5.15-5.25 GHz band, the e.i.r.p. peak power spectral density (PPSD) ≤ 10 dBm/MHz.
<input type="checkbox"/>	For the 5.25-5.35 GHz band, the peak power spectral density (PPSD) ≤ 11 dBm/MHz.
	<ul style="list-style-type: none"> ▪ e.i.r.p. greater than 200 mW shall comply with the following e.i.r.p. at different elevations, where θ is the angle above the local horizontal plane (of the Earth) as shown below: -13 dBW/MHz for $0^\circ \leq \theta < 8^\circ$; $-13 - 0.716(\theta - 8)$ dBW/MHz for $8^\circ \leq \theta < 40^\circ$ -35.9 - 1.22 $(\theta - 40)$ dBW/MHz for $40^\circ \leq \theta \leq 45^\circ$; -42 dBW/MHz for $\theta > 45^\circ$
<input type="checkbox"/>	For the 5.47-5.6 GHz band and 5.65-5.725 GHz band, the peak power spectral density (PPSD) ≤ 11 dBm/MHz.
<input type="checkbox"/>	For the 5.725-5.85 GHz band:
	<ul style="list-style-type: none"> ▪ Point-to-multipoint systems (P2M): the peak power spectral density (PPSD) ≤ 30 dBm/500kHz. If $G_{TX} > 6$ dBi, then $PPSD = 30 - (G_{TX} - 6)$. ▪ Point-to-point systems (P2P): the peak power spectral density (PPSD) ≤ 30 dBm/500kHz.
<p>PPSD = peak power spectral density that he same method as used to determine the conducted output power shall be used to determine the power spectral density. And power spectral density in dBm/MHz G_{TX} = the maximum transmitting antenna directional gain in dBi.</p>	

3.3.2 Measuring Instruments

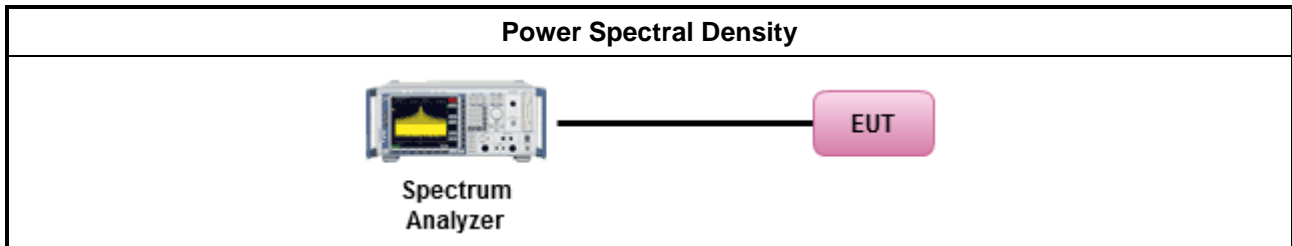
Refer a test equipment and calibration data table in this test report.



3.3.3 Test Procedures

Test Method	
<ul style="list-style-type: none"> ▪ Peak power spectral density procedures that the same method as used to determine the conducted output power shall be used to determine the peak power spectral density and use the peak search function on the spectrum analyzer to find the peak of the spectrum. For the peak power spectral density shall be measured using below options: 	
<input type="checkbox"/>	Refer as FCC KDB 789033, F5) power spectral density can be measured using resolution bandwidths < 1 MHz provided that the results are integrated over 1 MHz bandwidth
[duty cycle ≥ 98% or external video / power trigger]	
<input checked="" type="checkbox"/>	Refer as FCC KDB 789033, clause E Method SA-1 (spectral trace averaging).
<input type="checkbox"/>	Refer as FCC KDB 789033, clause E Method SA-1 Alt. (RMS detection with slow sweep speed)
duty cycle < 98% and average over on/off periods with duty factor	
<input checked="" type="checkbox"/>	Refer as FCC KDB 789033, clause E Method SA-2 (spectral trace averaging).
<input type="checkbox"/>	Refer as FCC KDB 789033, clause E Method SA-2 Alt. (RMS detection with slow sweep speed)
<ul style="list-style-type: none"> ▪ For conducted measurement. 	
<ul style="list-style-type: none"> ▪ If the EUT supports multiple transmit chains using options given below: 	
<input checked="" type="checkbox"/>	Option 1: Measure and sum the spectra across the outputs. Refer as FCC KDB 662911, In-band power spectral density (PSD). Sample all transmit ports simultaneously using a spectrum analyzer for each transmit port. Where the trace bin-by-bin of each transmit port summing can be performed. (i.e., in the first spectral bin of output 1 is summed with that in the first spectral bin of output 2 and that from the first spectral bin of output 3, and so on up to the NTX output to obtain the value for the first frequency bin of the summed spectrum.). Add up the amplitude (power) values for the different transmit chains and use this as the new data trace.
<input type="checkbox"/>	Option 2: Measure and sum spectral maxima across the outputs. With this technique, spectra are measured at each output of the device at the required resolution bandwidth. The maximum value (peak) of each spectrum is determined. These maximum values are then summed mathematically in linear power units across the outputs. These operations shall be performed separately over frequency spans that have different out-of-band or spurious emission limits,
<input type="checkbox"/>	Option 3: Measure and add 10 log(N) dB, where N is the number of transmit chains. Refer as FCC KDB 662911, In-band power spectral density (PSD). Performed at each transmit chains and each transmit chains shall be compared with the limit have been reduced with 10 log(N). Or each transmit chains shall be add 10 log(N) to compared with the limit.
<ul style="list-style-type: none"> ▪ If multiple transmit chains, EIRP PPSD calculation could be following as methods: $PPSD_{total} = PPSD_1 + PPSD_2 + \dots + PPSD_n$ (calculated in linear unit [mW] and transfer to log unit [dBm]) $EIRP_{total} = PPSD_{total} + DG$ 	

3.3.4 Test Setup



3.3.5 Test Result of Peak Power Spectral Density

Refer as Appendix C



3.4 Unwanted Emissions

3.4.1 Transmitter Unwanted Emissions Limit

Unwanted emissions below 1 GHz and restricted band emissions above 1GHz limit			
Frequency Range (MHz)	Field Strength (uV/m)	Field Strength (dBuV/m)	Measure Distance (m)
0.009~0.490	2400/F(kHz)	48.5 - 13.8	300
0.490~1.705	24000/F(kHz)	33.8 - 23	30
1.705~30.0	30	29	30
30~88	100	40	3
88~216	150	43.5	3
216~960	200	46	3
Above 960	500	54	3

Note 1: Test distance for frequencies at or above 30 MHz, measurements may be performed at a distance other than the limit distance provided they are not performed in the near field and the emissions to be measured can be detected by the measurement equipment. When performing measurements at a distance other than that specified, the results shall be extrapolated to the specified distance using an extrapolation factor of 20 dB/decade (inverse of linear distance for field-strength measurements, inverse of linear distance-squared for power-density measurements).

Note 2: Test distance for frequencies at below 30 MHz, measurements may be performed at a distance closer than the EUT limit distance; however, an attempt should be made to avoid making measurements in the near field. When performing measurements below 30 MHz at a closer distance than the limit distance, the results shall be extrapolated to the specified distance by either making measurements at a minimum of two or more distances on at least one radial to determine the proper extrapolation factor or by using the square of an inverse linear distance extrapolation factor (40 dB/decade). The test report shall specify the extrapolation method used to determine compliance of the EUT.

Note 3: Using the distance of 1m during the test for above 18 GHz, and the test value to correct for the distance factor at 3m.

Un-restricted band emissions above 1GHz Limit	
Operating Band	Limit
<input checked="" type="checkbox"/> 5.15 - 5.25 GHz	e.i.r.p. -27 dBm [68.2 dBuV/m @3m]
<input checked="" type="checkbox"/> 5.25 - 5.35 GHz	e.i.r.p. -27 dBm [68.2 dBuV/m @3m]
<input checked="" type="checkbox"/> 5.47 - 5.725 GHz	e.i.r.p. -27 dBm [68.2 dBuV/m @3m]
<input checked="" type="checkbox"/> 5.725 - 5.85 GHz	all emissions shall be limited to a level of -27 dBm/MHz at 75 MHz or more above or below the band edge increasing linearly to 10 dBm/MHz at 25 MHz above or below the band edge, and from 25 MHz above or below the band edge increasing linearly to a level of 15.6 dBm/MHz at 5 MHz above or below the band edge, and from 5 MHz above or below the band edge increasing linearly to a level of 27 dBm/MHz at the band edge.

Note 1: Measurements may be performed at a distance other than the limit distance provided they are not performed in the near field and the emissions to be measured can be detected by the measurement equipment. When performing measurements at a distance other than that specified, the results shall be extrapolated to the specified distance using an extrapolation factor of 20 dB/decade (inverse of



linear distance for field-strength measurements, inverse of linear distance-squared for power-density measurements).

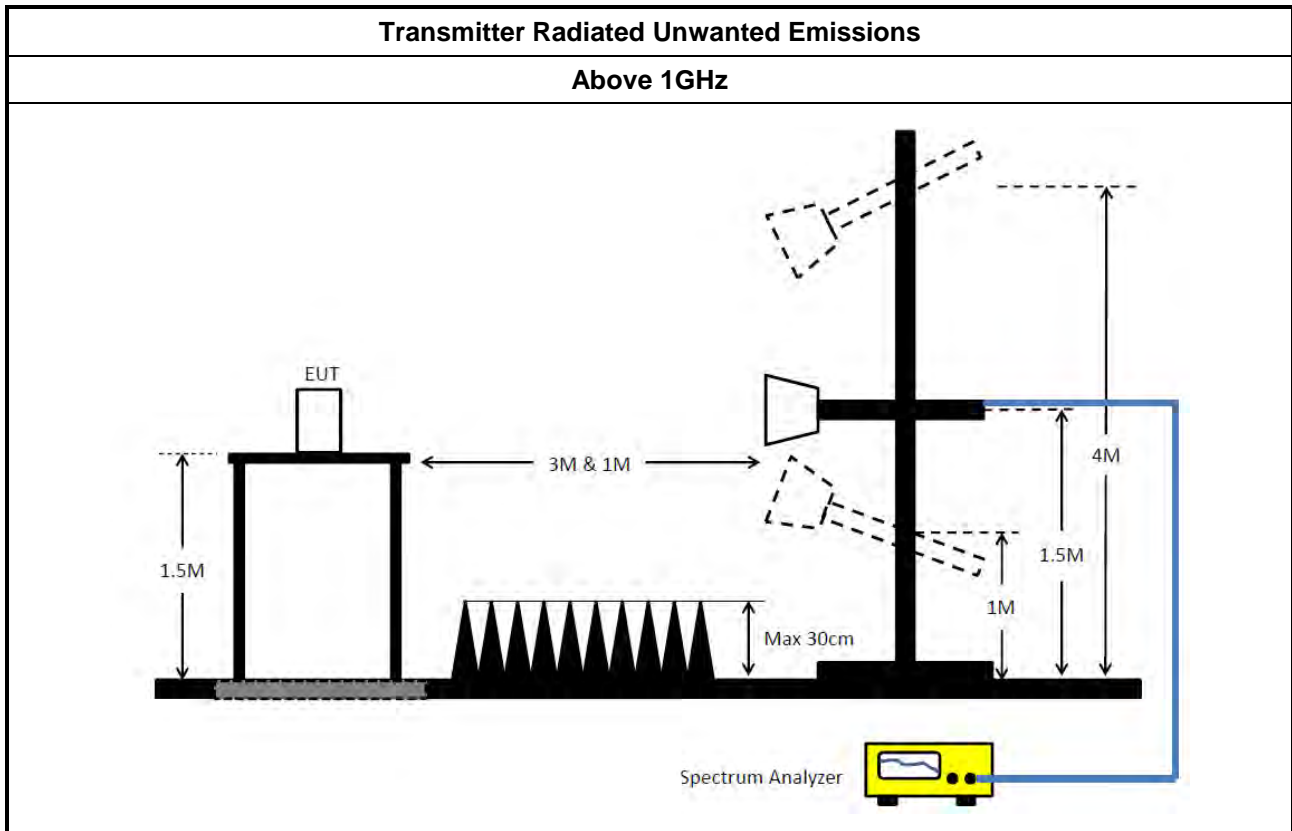
3.4.2 Measuring Instruments

Refer a test equipment and calibration data table in this test report.

3.4.3 Test Procedures

Test Method	
	<ul style="list-style-type: none"> ▪ Measurements may be performed at a distance other than the limit distance provided they are not performed in the near field and the emissions to be measured can be detected by the measurement equipment. Measurements shall not be performed at a distance greater than 30 m for frequencies above 30 MHz, unless it can be further demonstrated that measurements at a distance of 30 m or less are impractical. When performing measurements at a distance other than that specified, the results shall be extrapolated to the specified distance using an extrapolation factor of 20 dB/decade (inverse of linear distance for field-strength measurements, inverse of linear distance-squared for power-density measurements).
	<ul style="list-style-type: none"> ▪ The average emission levels shall be measured in [duty cycle ≥ 98 or duty factor].
	<ul style="list-style-type: none"> ▪ For the transmitter unwanted emissions shall be measured using following options below: <ul style="list-style-type: none"> ▪ Refer as FCC KDB 789033, clause G)2) for unwanted emissions into non-restricted bands. ▪ Refer as FCC KDB 789033, clause G)1) for unwanted emissions into restricted bands. <ul style="list-style-type: none"> <input type="checkbox"/> Refer as FCC KDB 789033, G)6) Method AD (Trace Averaging). <input checked="" type="checkbox"/> Refer as FCC KDB 789033, G)6) Method VB (Reduced VBW). <input type="checkbox"/> Refer as ANSI C63.10, clause 11.12.2.5.3 (Reduced VBW). VBW ≥ 1/T, where T is pulse time. <input type="checkbox"/> Refer as ANSI C63.10, clause 7.5 average value of pulsed emissions. <input checked="" type="checkbox"/> Refer as FCC KDB 789033, clause G)5) measurement procedure peak limit. <input type="checkbox"/> Refer as ANSI C63.10, clause 4.1.4.2.2 measurement procedure peak limit.
	<ul style="list-style-type: none"> ▪ For radiated measurement. <ul style="list-style-type: none"> ▪ Refer as ANSI C63.10, clause 6.4 for radiated emissions below 30 MHz and test distance is 3m. ▪ Refer as ANSI C63.10, clause 6.5 for radiated emissions 30 MHz to 1 GHz and test distance is 3m. ▪ Refer as ANSI C63.10, clause 6.6 for radiated emissions above 1GHz.
	<ul style="list-style-type: none"> ▪ The any unwanted emissions level shall not exceed the fundamental emission level.
	<ul style="list-style-type: none"> ▪ All amplitude of spurious emissions that are attenuated by more than 20 dB below the permissible value has no need to be reported.

3.4.4 Test Setup



3.4.5 Measurement Results Calculation

The measured Level is calculated using:

Corrected Reading: $\text{Antenna factor (AF)} + \text{Cable loss (CL)} + \text{Read level (Raw)} - \text{Preamp factor (PA)} (\text{if applicable}) = \text{Level}$.

3.4.6 Test Result of Transmitter Unwanted Emissions

Refer as Appendix D



4 Test Equipment and Calibration Data

Instrument	Manufacturer	Model No.	Serial No.	Characteristics	Calibration Date	Calibration Due Date	Remark
3m Semi Anechoic Chamber VSWR	TDK	SAC-3M	03CH03-CB	1GHz ~18GHz 3m	May 29, 2019	May 28, 2020	Radiation (03CH03-CB)
m Semi Anechoic Chamber VSWR	TDK	SAC-3M	03CH03-CB	1GHz ~18GHz 3m	May 28, 2020	May 27, 2021	Radiation (03CH03-CB)
Horn Antenna	ETS · Lindgren	3115	6821	750MHz~18GHz	Jan. 20, 2020	Jan. 19, 2021	Radiation (03CH03-CB)
Horn Antenna	Schwarzbeck	BBHA 9170	BBHA9170252	15GHz ~ 40GHz	Jun. 27, 2019	Jun. 26, 2020	Radiation (03CH03-CB)
Horn Antenna	SCHWARZBECK	BBHA 9170	BBHA9170507	15GHz ~ 40GHz	Jun. 11, 2020	Jun. 10, 2021	Radiation (03CH03-CB)
Pre-Amplifier	Agilent	8449B	3008A02097	1GHz ~ 26.5GHz	Jul. 03, 2020	Jun. 02, 2021	Radiation (03CH03-CB)
Pre-Amplifier	EMCI	EMC12630SE	980383	1GHz ~ 26.5GHz	Aug. 02, 2019	Aug. 01, 2020	Radiation (03CH03-CB)
Pre-Amplifier	MITEQ	TTA1840-35-HG	1864479	18GHz ~ 40GHz	Jul. 03, 2019	Jul. 02, 2020	Radiation (03CH03-CB)
Pre-Amplifier	MITEQ	TTA1840-35-HG	1864479	18GHz ~ 40GHz	Jul. 08, 2020	Jul. 07, 2021	Radiation (03CH03-CB)
Amplifier	-	-	TF-130N-R1	18GHz ~ 40GHz	Jun. 19, 2020	Jun. 18, 2021	Radiation (03CH03-CB)
Spectrum Analyzer	R&S	FSP40	100019	9kHz ~ 40GHz	Jun. 19, 2019	Jun. 18, 2020	Radiation (03CH03-CB)
Spectrum Analyzer	R&S	FSP40	100019	9kHz ~ 40GHz	Jun. 09, 2020	Jun. 08, 2021	Radiation (03CH03-CB)
RF Cable-high	Woken	RG402	High Cable-20+27	1GHz ~ 18GHz	Feb. 01, 2020	Jan. 31, 2021	Radiation (03CH03-CB)
RF Cable-high	Woken	RG402	High Cable-20+27 (spare)	1GHz ~ 18GHz	Jul. 03, 2020	Jul. 02, 2021	Radiation (03CH03-CB)
RF Cable-high	Woken	RG402	High Cable-27	1GHz ~ 18GHz	Feb. 01, 2020	Jan. 31, 2021	Radiation (03CH03-CB)
RF Cable-high	Woken	RG402	High Cable-27 (spare)	1GHz ~ 18GHz	Jul. 03, 2020	Jul. 02, 2021	Radiation (03CH03-CB)
RF Cable-high	Woken	RG402	High Cable-40G#1	18GHz ~ 40 GHz	Jul. 24, 2019	Jul. 23, 2020	Radiation (03CH03-CB)
RF Cable-high	Woken	RG402	High Cable-40G#2	18GHz ~ 40 GHz	Jul. 24, 2019	Jul. 23, 2020	Radiation (03CH03-CB)
Test Software	SPORTON	SENSE	V5.10	-	N.C.R.	N.C.R.	Radiation (03CH03-CB)
3m Semi Anechoic Chamber VSWR	TDK	SAC-3M	03CH04-CB	1GHz ~18GHz 3m	Feb. 26, 2020	Feb. 25, 2021	Radiation (03CH04-CB)
Horn Antenna	ETS · Lindgren	3115	00143147	750MHz~18GHz	Oct. 22, 2019	Oct. 21, 2020	Radiation (03CH04-CB)
Horn Antenna	Schwarzbeck	BBHA 9170	BBHA9170252	15GHz ~ 40GHz	Jun. 27, 2019	Jun. 26, 2020	Radiation (03CH04-CB)



Instrument	Manufacturer	Model No.	Serial No.	Characteristics	Calibration Date	Calibration Due Date	Remark
3m Semi Anechoic Chamber VSWR	TDK	SAC-3M	03CH03-CB	1GHz ~18GHz 3m	May 29, 2019	May 28, 2020	Radiation (03CH03-CB)
Horn Antenna	SCHWARZBECK	BBHA 9170	BBHA9170507	15GHz ~ 40GHz	Jun. 11, 2020	Jun. 10, 2021	Radiation (03CH04-CB)
Pre-Amplifier	Agilent	83017A	MY53270063	0.5GHz ~ 26.5GHz	Mar. 11, 2020	Mar. 10, 2021	Radiation (03CH04-CB)
Pre-Amplifier	MITEQ	TTA1840-35-HG	1864479	18GHz ~ 40GHz	Jul. 03, 2019	Jul. 02, 2020	Radiation (03CH04-CB)
Amplifier	-	-	TF-130N-R1	18GHz ~ 40GHz	Jun. 19, 2020	Jun. 18, 2021	Radiation (03CH04-CB)
Spectrum Analyzer	R&S	FSP40	100142	9kHz~40GHz	Dec. 18, 2019	Dec. 17, 2020	Radiation (03CH04-CB)
RF Cable-high	Woken	RG402	High Cable-21	1GHz - 18GHz	Feb. 01, 2020	Jan. 31, 2021	Radiation (03CH04-CB)
RF Cable-high	Woken	RG402	High Cable-21+22	1GHz - 18GHz	Feb. 01, 2020	Jan. 31, 2021	Radiation (03CH04-CB)
RF Cable-high	Woken	RG402	High Cable-40G#1	18GHz ~ 40 GHz	Jul. 24, 2019	Jul. 23, 2020	Radiation (03CH04-CB)
RF Cable-high	Woken	RG402	High Cable-40G#2	18GHz ~ 40 GHz	Jul. 24, 2019	Jul. 23, 2020	Radiation (03CH04-CB)
Test Software	SPORTON	SENSE	V5.10	-	N.C.R.	N.C.R.	Radiation (03CH04-CB)
Spectrum analyzer	R&S	FSV40	100979	9kHz~40GHz	May 05, 2020	May 04, 2021	Conducted (TH01-CB)
RF Cable-high	Woken	RG402	High Cable-06	1 GHz – 26.5 GHz	Oct. 07, 2019	Oct. 06, 2020	Conducted (TH01-CB)
RF Cable-high	Woken	RG402	High Cable-07	1 GHz –26.5 GHz	Oct. 07, 2019	Oct. 06, 2020	Conducted (TH01-CB)
RF Cable-high	Woken	RG402	High Cable-08	1 GHz –26.5 GHz	Oct. 07, 2019	Oct. 06, 2020	Conducted (TH01-CB)
RF Cable-high	Woken	RG402	High Cable-09	1 GHz –26.5 GHz	Oct. 07, 2019	Oct. 06, 2020	Conducted (TH01-CB)
RF Cable-high	Woken	RG402	High Cable-10	1 GHz –26.5 GHz	Oct. 07, 2019	Oct. 06, 2020	Conducted (TH01-CB)
RF Cable-high	Woken	RG402	High Cable-28	1 GHz –26.5 GHz	Nov. 18, 2019	Nov. 17, 2020	Conducted (TH01-CB)
Power Sensor	Agilent	E9327A	US40442088	50MHz~18GHz	Feb. 07, 2020	Feb. 06, 2021	Conducted (TH01-CB)
Power Meter	Agilent	E4416A	GB41291199	50MHz~18GHz	Feb. 07, 2020	Feb. 06, 2021	Conducted (TH01-CB)
Test Software	SPORTON	SENSE	V5.10	-	N.C.R.	N.C.R.	Conducted (TH01-CB)

Note: Calibration Interval of instruments listed above is one year.

N.C.R. means Non-Calibration required.

For non-beamforming function:

Summary

Mode	Max-N dB (Hz)	Max-OBW (Hz)	ITU-Code	Min-N dB (Hz)	Min-OBW (Hz)
5.15-5.25GHz	-	-	-	-	-
802.11ax HEW160_Nss1,(MCS0)_4TX	82.08M	77.601M	77M6D1D	81.36M	77.361M
5.25-5.35GHz	-	-	-	-	-
802.11a_Nss1,(6Mbps)_4TX	21.42M	16.822M	16M8D1D	21.03M	16.642M
802.11ax HEW20_Nss1,(MCS0)_4TX	21.57M	19.07M	19M1D1D	21.18M	19.01M
802.11ax HEW40_Nss1,(MCS0)_4TX	40.14M	37.601M	37M6D1D	39.72M	37.481M
802.11ax HEW80_Nss1,(MCS0)_4TX	81.6M	76.882M	76M9D1D	81.24M	76.762M
802.11ax HEW160_Nss1,(MCS0)_4TX	83.16M	77.721M	77M7D1D	82.2M	77.481M
5.47-5.725GHz	-	-	-	-	-
802.11a_Nss1,(6Mbps)_4TX	21.63M	16.822M	16M8D1D	15.61M	13.398M
802.11ax HEW20_Nss1,(MCS0)_4TX	21.6M	19.07M	19M1D1D	15.715M	14.57M
802.11ax HEW40_Nss1,(MCS0)_4TX	40.14M	37.541M	37M5D1D	34.95M	33.696M
802.11ax HEW80_Nss1,(MCS0)_4TX	81.84M	76.882M	76M9D1D	75.563M	72.814M
802.11ax HEW160_Nss1,(MCS0)_4TX	164.64M	155.202M	155MD1D	163.44M	154.963M
5.725-5.85GHz	-	-	-	-	-
802.11a_Nss1,(6Mbps)_4TX	3.075M	4.243M	4M24D1D	3.06M	4.078M
802.11ax HEW20_Nss1,(MCS0)_4TX	4.455M	4.648M	4M65D1D	4.38M	4.573M
802.11ax HEW40_Nss1,(MCS0)_4TX	3.765M	4.033M	4M03D1D	3.66M	4.018M
802.11ax HEW80_Nss1,(MCS0)_4TX	3.75M	4.063M	4M06D1D	3.465M	4.033M

Max-N dB = Maximum 6dB down bandwidth for 5.725-5.85GHz band / Maximum 26dB down bandwidth for other band;

Max-OBW = Maximum 99% occupied bandwidth;

Min-N dB = Minimum 6dB down bandwidth for 5.725-5.85GHz band / Maximum 26dB down bandwidth for other band;

Min-OBW = Minimum 99% occupied bandwidth;

Result

Mode	Result	Limit (Hz)	Port 1-N dB (Hz)	Port 1-OBW (Hz)	Port 2-N dB (Hz)	Port 2-OBW (Hz)	Port 3-N dB (Hz)	Port 3-OBW (Hz)	Port 4-N dB (Hz)	Port 4-OBW (Hz)
802.11a_Nss1,(6Mbps)_4TX	-	-	-	-	-	-	-	-	-	-
5260MHz	Pass	Inf	21.03M	16.732M	21.12M	16.822M	21.36M	16.762M	21.24M	16.642M
5300MHz	Pass	Inf	21.21M	16.702M	21.27M	16.792M	21.42M	16.762M	21.27M	16.672M
5320MHz	Pass	Inf	21.18M	16.702M	21.3M	16.822M	21.3M	16.762M	21.18M	16.642M
5500MHz	Pass	Inf	21.15M	16.702M	21.33M	16.822M	21.27M	16.762M	21.24M	16.642M
5580MHz	Pass	Inf	21.21M	16.732M	21.33M	16.822M	21.36M	16.732M	21.24M	16.702M
5700MHz	Pass	Inf	21.3M	16.762M	21.33M	16.822M	21.27M	16.732M	21.63M	16.702M
5720MHz Straddle 5.47-5.725GHz	Pass	Inf	15.61M	13.398M	15.645M	13.468M	15.663M	13.468M	15.715M	13.416M
5720MHz Straddle 5.725-5.85GHz	Pass	500k	3.06M	4.123M	3.075M	4.243M	3.06M	4.153M	3.075M	4.078M
802.11ax HEW20_Nss1,(MCS0)_4TX	-	-	-	-	-	-	-	-	-	-
5260MHz	Pass	Inf	21.45M	19.04M	21.45M	19.01M	21.51M	19.04M	21.39M	19.07M
5300MHz	Pass	Inf	21.33M	19.01M	21.24M	19.04M	21.54M	19.04M	21.39M	19.04M
5320MHz	Pass	Inf	21.3M	19.04M	21.18M	19.04M	21.57M	19.07M	21.45M	19.07M
5500MHz	Pass	Inf	21.36M	19.01M	21.24M	19.04M	21.57M	19.07M	21.39M	19.04M
5580MHz	Pass	Inf	21.27M	19.01M	21.33M	19.04M	21.54M	19.01M	21.3M	19.04M
5700MHz	Pass	Inf	21.36M	19.01M	21.39M	19.04M	21.6M	19.07M	21.6M	19.07M
5720MHz Straddle 5.47-5.725GHz	Pass	Inf	15.768M	14.57M	15.715M	14.57M	15.908M	14.588M	15.715M	14.57M
5720MHz Straddle 5.725-5.85GHz	Pass	500k	4.38M	4.573M	4.395M	4.618M	4.395M	4.603M	4.455M	4.648M
802.11ax HEW40_Nss1,(MCS0)_4TX	-	-	-	-	-	-	-	-	-	-
5270MHz	Pass	Inf	39.96M	37.481M	39.78M	37.601M	40.08M	37.541M	39.72M	37.541M
5310MHz	Pass	Inf	40.14M	37.481M	39.78M	37.481M	39.78M	37.481M	39.78M	37.541M
5510MHz	Pass	Inf	40.14M	37.541M	39.9M	37.541M	39.96M	37.541M	40.02M	37.541M
5550MHz	Pass	Inf	40.14M	37.541M	39.9M	37.541M	39.9M	37.541M	40.08M	37.541M
5670MHz	Pass	Inf	40.14M	37.541M	39.84M	37.541M	39.96M	37.541M	40.02M	37.541M
5710MHz Straddle 5.47-5.725GHz	Pass	Inf	35.063M	33.696M	34.95M	33.696M	34.988M	33.696M	35.138M	33.771M
5710MHz Straddle 5.725-5.85GHz	Pass	500k	3.735M	4.033M	3.765M	4.018M	3.69M	4.033M	3.66M	4.033M
802.11ax HEW80_Nss1,(MCS0)_4TX	-	-	-	-	-	-	-	-	-	-
5290MHz	Pass	Inf	81.24M	76.882M	81.24M	76.882M	81.6M	76.762M	81.48M	76.762M
5530MHz	Pass	Inf	81.36M	76.762M	81.12M	76.762M	81.48M	76.882M	81.84M	76.762M
5610MHz	Pass	Inf	81.36M	76.762M	81.12M	76.642M	81.6M	76.642M	81.84M	76.762M
5690MHz Straddle 5.47-5.725GHz	Pass	Inf	75.563M	72.891M	75.718M	72.814M	75.873M	72.969M	75.95M	72.969M
5690MHz Straddle 5.725-5.85GHz	Pass	500k	3.735M	4.063M	3.75M	4.033M	3.465M	4.048M	3.705M	4.063M
802.11ax HEW160_Nss1,(MCS0)_4TX	-	-	-	-	-	-	-	-	-	-
5250MHz Straddle 5.15-5.25GHz	Pass	Inf	82.08M	77.361M	81.6M	77.601M	81.48M	77.601M	81.36M	77.361M
5250MHz Straddle 5.25-5.35GHz	Pass	Inf	82.56M	77.481M	83.16M	77.601M	82.56M	77.721M	82.2M	77.601M
5570MHz	Pass	Inf	164.4M	154.963M	164.64M	155.202M	163.44M	154.963M	163.44M	154.963M

Port X-N dB = Port X 6dB down bandwidth for 5.725-5.85GHz band / 26dB down bandwidth for other band

Port X-OBW = Port X 99% occupied bandwidth;

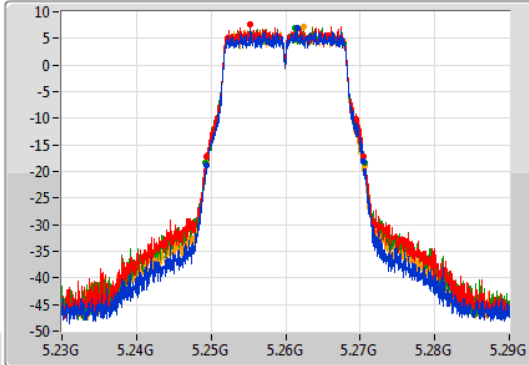
802.11a_Nss1,(6Mbps)_4TX

EBW

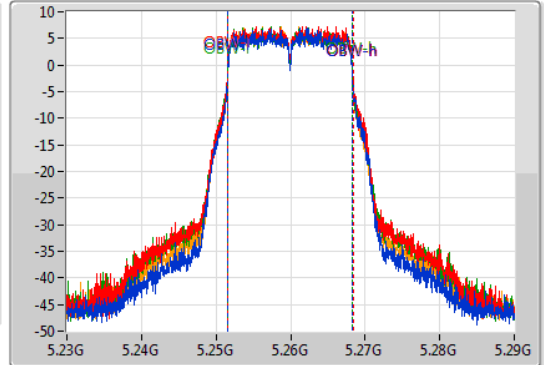
5260MHz

04/06/2020

CF
5.26GHz
Span
60MHz
RBW
200kHz
VBW
1MHz
Sweep Time
100ms
Detector Type
Peak



CF
5.26GHz
Span
60MHz
RBW
200kHz
VBW
1MHz
Sweep Time
100ms
Detector Type
Peak



Port 1
Port 2
Port 3
Port 4

26dB(Hz)	Fl-26dB(Hz)	Fh-26dB(Hz)	OBW(Hz)	Fl-OBW(Hz)	Fh-OBW(Hz)	Limit(Hz)	Port
21.03M	5.24941G	5.27044G	16.732M	5.251574G	5.268306G	Inf	1
21.12M	5.24935G	5.27047G	16.822M	5.251544G	5.268366G	Inf	2
21.36M	5.2492G	5.27056G	16.762M	5.251544G	5.268306G	Inf	3
21.24M	5.24938G	5.27062G	16.642M	5.251604G	5.268246G	Inf	4

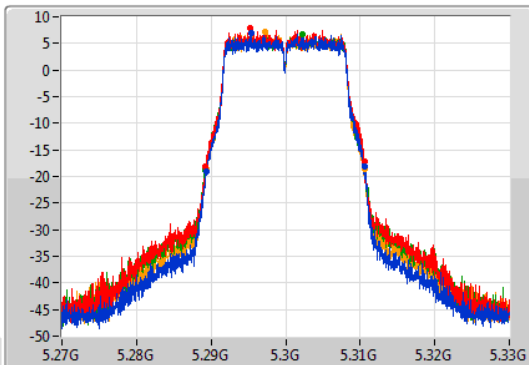
802.11a_Nss1,(6Mbps)_4TX

EBW

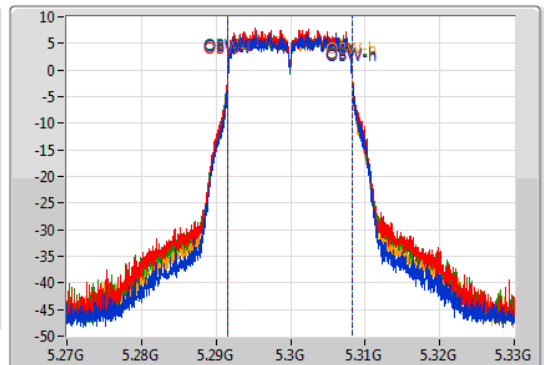
5300MHz

04/06/2020

CF
5.3GHz
Span
60MHz
RBW
200kHz
VBW
1MHz
Sweep Time
100ms
Detector Type
Peak



CF
5.3GHz
Span
60MHz
RBW
200kHz
VBW
1MHz
Sweep Time
100ms
Detector Type
Peak



Port 1
Port 2
Port 3
Port 4

26dB(Hz)	Fl-26dB(Hz)	Fh-26dB(Hz)	OBW(Hz)	Fl-OBW(Hz)	Fh-OBW(Hz)	Limit(Hz)	Port
21.21M	5.28935G	5.31056G	16.702M	5.291604G	5.308306G	Inf	1
21.27M	5.28926G	5.31053G	16.792M	5.291544G	5.308336G	Inf	2
21.42M	5.28914G	5.31056G	16.762M	5.291544G	5.308306G	Inf	3
21.27M	5.28932G	5.31059G	16.672M	5.291574G	5.308246G	Inf	4

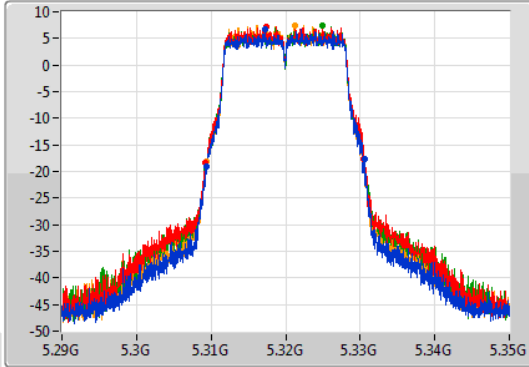
802.11a_Nss1,(6Mbps)_4TX

EBW

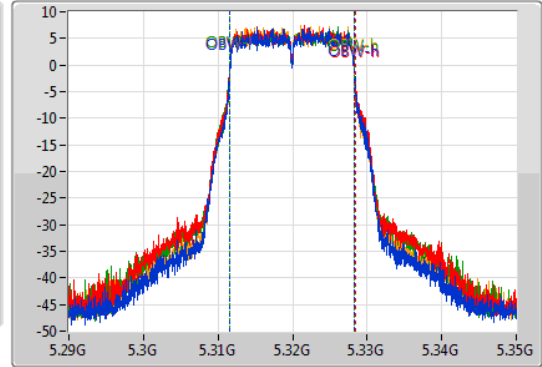
5320MHz

04/06/2020

CF: 5.32GHz
 Span: 60MHz
 RBW: 200kHz
 VBW: 1MHz
 Sweep Time: 100ms
 Detector Type: Peak



CF: 5.32GHz
 Span: 60MHz
 RBW: 200kHz
 VBW: 1MHz
 Sweep Time: 100ms
 Detector Type: Peak



Port 1
 Port 2
 Port 3
 Port 4

26dB(Hz)	Fl-26dB(Hz)	Fh-26dB(Hz)	OBW(Hz)	Fl-OBW(Hz)	Fh-OBW(Hz)	Limit(Hz)	Port
21.18M	5.30938G	5.33056G	16.702M	5.311604G	5.328306G	Inf	1
21.3M	5.3092G	5.3305G	16.822M	5.311544G	5.328366G	Inf	2
21.3M	5.30923G	5.33053G	16.762M	5.311544G	5.328306G	Inf	3
21.18M	5.30935G	5.33053G	16.642M	5.311604G	5.328246G	Inf	4

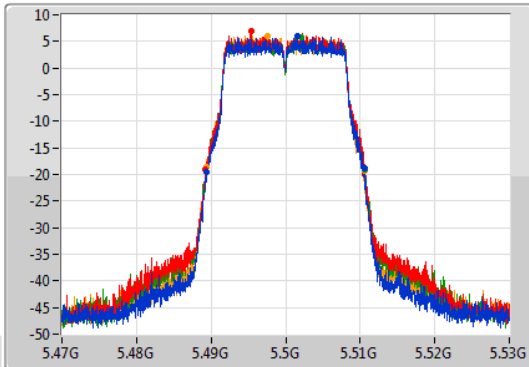
802.11a_Nss1,(6Mbps)_4TX

EBW

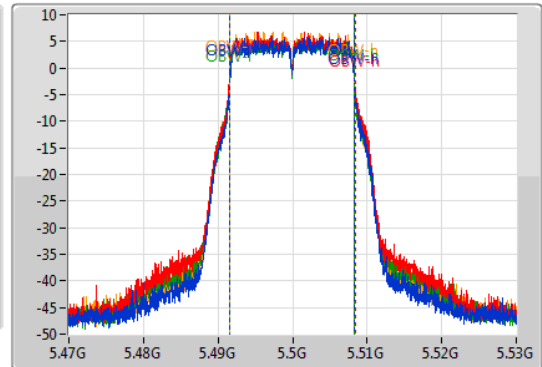
5500MHz

04/06/2020

CF: 5.5GHz
 Span: 60MHz
 RBW: 200kHz
 VBW: 1MHz
 Sweep Time: 100ms
 Detector Type: Peak



CF: 5.5GHz
 Span: 60MHz
 RBW: 200kHz
 VBW: 1MHz
 Sweep Time: 100ms
 Detector Type: Peak



Port 1
 Port 2
 Port 3
 Port 4

26dB(Hz)	Fl-26dB(Hz)	Fh-26dB(Hz)	OBW(Hz)	Fl-OBW(Hz)	Fh-OBW(Hz)	Limit(Hz)	Port
21.15M	5.48941G	5.51056G	16.702M	5.491604G	5.508306G	Inf	1
21.33M	5.48929G	5.51062G	16.822M	5.491544G	5.508366G	Inf	2
21.27M	5.48926G	5.51053G	16.762M	5.491544G	5.508306G	Inf	3
21.24M	5.48938G	5.51062G	16.642M	5.491604G	5.508246G	Inf	4

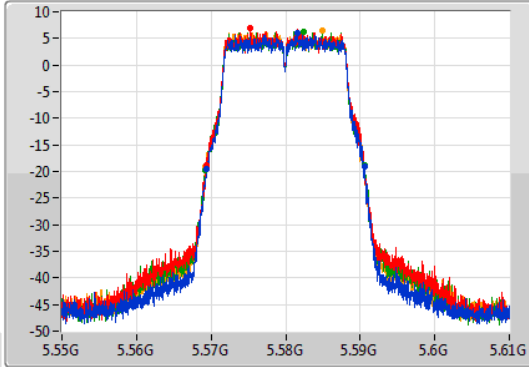
802.11a_Nss1,(6Mbps)_4TX

EBW

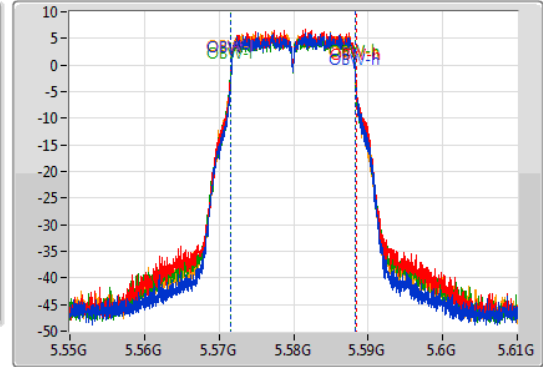
5580MHz

04/06/2020

CF
5.58GHz
Span
60MHz
RBW
200kHz
VBW
1MHz
Sweep Time
100ms
Detector Type
Peak



CF
5.58GHz
Span
60MHz
RBW
200kHz
VBW
1MHz
Sweep Time
100ms
Detector Type
Peak



Port 1
Port 2
Port 3
Port 4

26dB(Hz)	Fl-26dB(Hz)	Fh-26dB(Hz)	OBW(Hz)	Fl-OBW(Hz)	Fh-OBW(Hz)	Limit(Hz)	Port
21.21M	5.56938G	5.59059G	16.732M	5.571574G	5.588306G	Inf	1
21.33M	5.56932G	5.59065G	16.822M	5.571544G	5.588366G	Inf	2
21.36M	5.56917G	5.59053G	16.732M	5.571544G	5.588276G	Inf	3
21.24M	5.56929G	5.59053G	16.702M	5.571574G	5.588276G	Inf	4

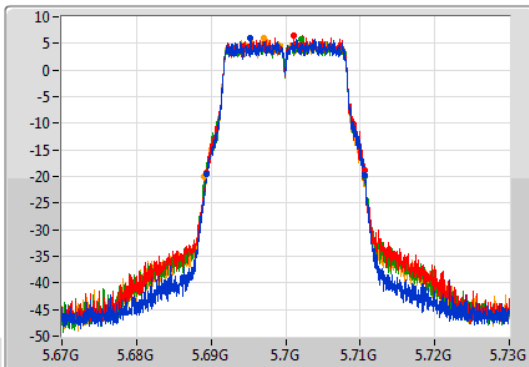
802.11a_Nss1,(6Mbps)_4TX

EBW

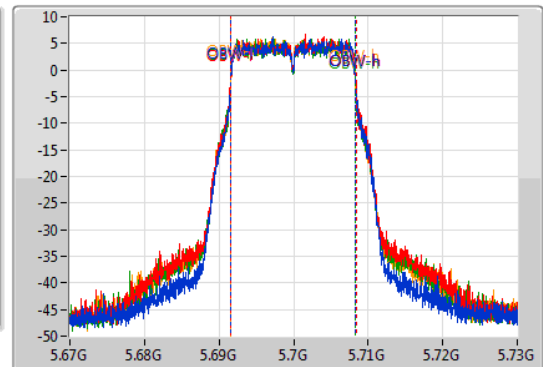
5700MHz

04/06/2020

CF
5.7GHz
Span
60MHz
RBW
200kHz
VBW
1MHz
Sweep Time
100ms
Detector Type
Peak



CF
5.7GHz
Span
60MHz
RBW
200kHz
VBW
1MHz
Sweep Time
100ms
Detector Type
Peak



Port 1
Port 2
Port 3
Port 4

26dB(Hz)	Fl-26dB(Hz)	Fh-26dB(Hz)	OBW(Hz)	Fl-OBW(Hz)	Fh-OBW(Hz)	Limit(Hz)	Port
21.3M	5.68938G	5.71068G	16.762M	5.691574G	5.708336G	Inf	1
21.33M	5.68932G	5.71065G	16.822M	5.691544G	5.708366G	Inf	2
21.27M	5.68932G	5.71059G	16.732M	5.691574G	5.708306G	Inf	3
21.63M	5.68902G	5.71065G	16.702M	5.691574G	5.708276G	Inf	4

802.11a_Nss1,(6Mbps)_4TX

EBW

5720MHz Straddle 5.47-5.725GHz

04/06/2020

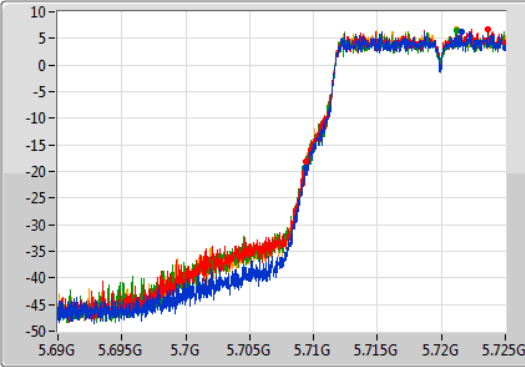
CF: 5.7075GHz
 Span: 35MHz
 RBW: 200kHz
 VBW: 1MHz
 Sweep Time: 100ms
 Detector Type: Peak

Port 1:

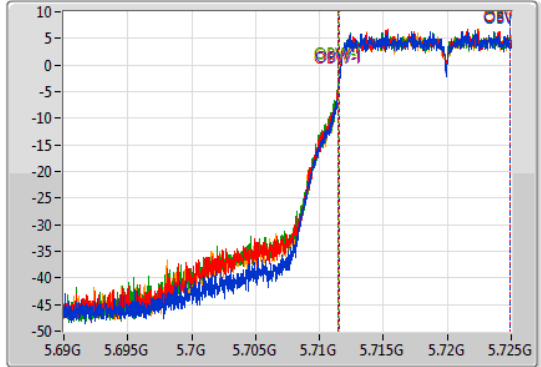
Port 2:

Port 3:

Port 4:



CF: 5.7075GHz
 Span: 35MHz
 RBW: 200kHz
 VBW: 1MHz
 Sweep Time: 100ms
 Detector Type: Peak



26dB(Hz)	Fl-26dB(Hz)	Fh-26dB(Hz)	OBW(Hz)	Fl-OBW(Hz)	Fh-OBW(Hz)	Limit(Hz)	Port
15.61M	5.70939G	5.725G	13.398M	5.711523G	5.724921G	Inf	1
15.645M	5.709355G	5.725G	13.468M	5.711471G	5.724939G	Inf	2
15.663M	5.709338G	5.725G	13.468M	5.711471G	5.724939G	Inf	3
15.715M	5.709285G	5.725G	13.416M	5.711523G	5.724939G	Inf	4

802.11a_Nss1,(6Mbps)_4TX

EBW

5720MHz Straddle 5.725-5.85GHz

04/06/2020

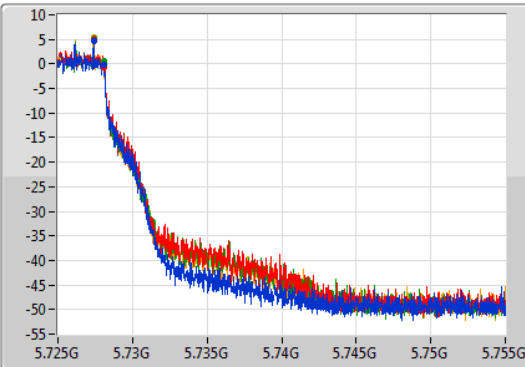
CF: 5.74GHz
 Span: 30MHz
 RBW: 100kHz
 VBW: 300kHz
 Sweep Time: 100ms
 Detector Type: Peak

Port 1:

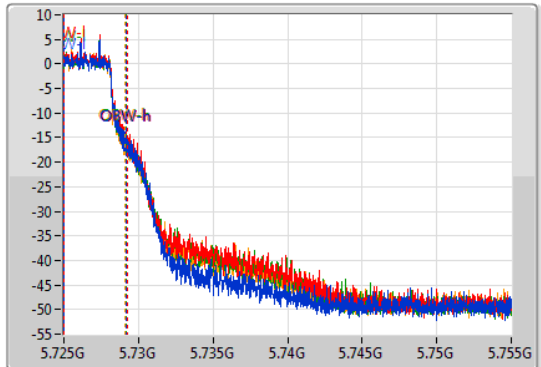
Port 2:

Port 3:

Port 4:



CF: 5.74GHz
 Span: 30MHz
 RBW: 100kHz
 VBW: 300kHz
 Sweep Time: 100ms
 Detector Type: Peak



6dB(Hz)	Fl-6dB(Hz)	Fh-6dB(Hz)	OBW(Hz)	Fl-OBW(Hz)	Fh-OBW(Hz)	Limit(Hz)	Port
3.06M	5.725G	5.72806G	4.123M	5.725022G	5.729145G	500k	1
3.075M	5.725G	5.728075G	4.243M	5.725022G	5.729265G	500k	2
3.06M	5.725G	5.72806G	4.153M	5.725022G	5.729175G	500k	3
3.075M	5.725G	5.728075G	4.078M	5.725022G	5.7291G	500k	4

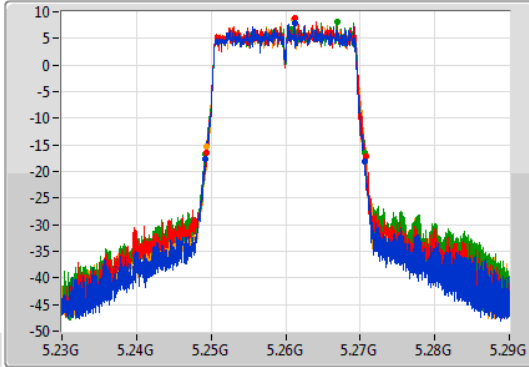
802.11ax HEW20_Nss1,(MCS0)_4TX

EBW

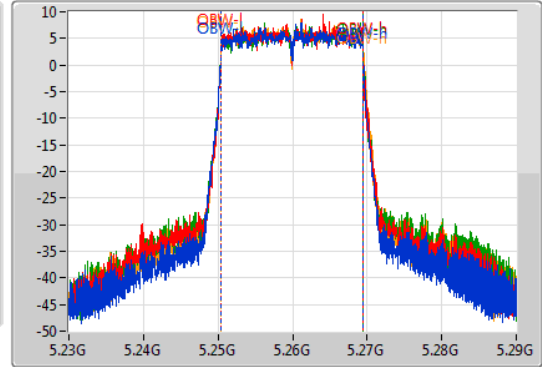
5260MHz

04/06/2020

CF
5.26GHz
Span
60MHz
RBW
200kHz
VBW
1MHz
Sweep Time
100ms
Detector Type
Peak



CF
5.26GHz
Span
60MHz
RBW
200kHz
VBW
1MHz
Sweep Time
100ms
Detector Type
Peak



Port 1
Port 2
Port 3
Port 4

26dB(Hz)	Fl-26dB(Hz)	Fh-26dB(Hz)	OBW(Hz)	Fl-OBW(Hz)	Fh-OBW(Hz)	Limit(Hz)	Port
21.45M	5.24917G	5.27062G	19.04M	5.250405G	5.269445G	Inf	1
21.45M	5.24932G	5.27077G	19.01M	5.250435G	5.269445G	Inf	2
21.51M	5.24917G	5.27068G	19.04M	5.250405G	5.269445G	Inf	3
21.39M	5.24938G	5.27077G	19.07M	5.250435G	5.269505G	Inf	4

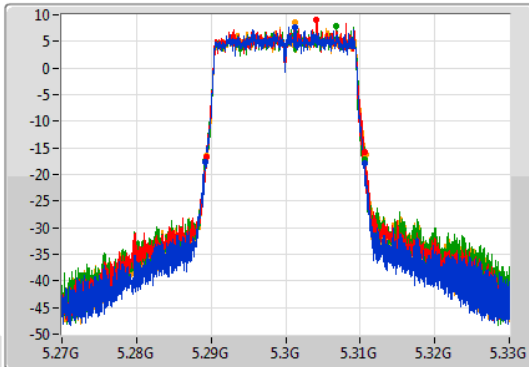
802.11ax HEW20_Nss1,(MCS0)_4TX

EBW

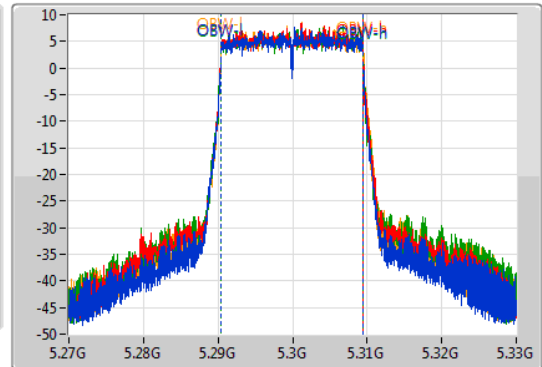
5300MHz

04/06/2020

CF
5.3GHz
Span
60MHz
RBW
200kHz
VBW
1MHz
Sweep Time
100ms
Detector Type
Peak



CF
5.3GHz
Span
60MHz
RBW
200kHz
VBW
1MHz
Sweep Time
100ms
Detector Type
Peak



Port 1
Port 2
Port 3
Port 4

26dB(Hz)	Fl-26dB(Hz)	Fh-26dB(Hz)	OBW(Hz)	Fl-OBW(Hz)	Fh-OBW(Hz)	Limit(Hz)	Port
21.33M	5.28923G	5.31056G	19.01M	5.290405G	5.309415G	Inf	1
21.24M	5.28938G	5.31062G	19.04M	5.290405G	5.309445G	Inf	2
21.54M	5.28914G	5.31068G	19.04M	5.290405G	5.309445G	Inf	3
21.39M	5.28932G	5.31071G	19.04M	5.290435G	5.309475G	Inf	4

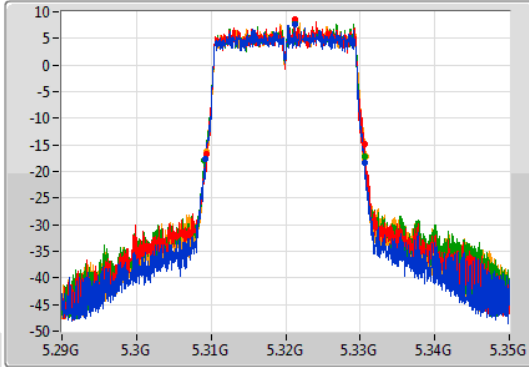
802.11ax HEW20_Nss1,(MCS0)_4TX

EBW

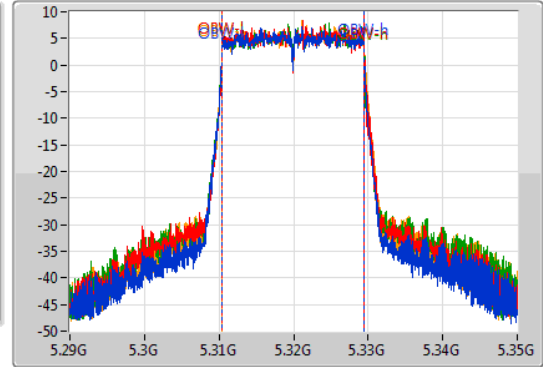
5320MHz

04/06/2020

CF
5.32GHz
Span
60MHz
RBW
200kHz
VBW
1MHz
Sweep Time
100ms
Detector Type
Peak



CF
5.32GHz
Span
60MHz
RBW
200kHz
VBW
1MHz
Sweep Time
100ms
Detector Type
Peak



Port 1
Port 2
Port 3
Port 4

26dB(Hz)	Fl-26dB(Hz)	Fh-26dB(Hz)	OBW(Hz)	Fl-OBW(Hz)	Fh-OBW(Hz)	Limit(Hz)	Port
21.3M	5.30923G	5.33053G	19.04M	5.310405G	5.329445G	Inf	1
21.18M	5.30935G	5.33053G	19.04M	5.310405G	5.329445G	Inf	2
21.57M	5.30911G	5.33068G	19.07M	5.310405G	5.329475G	Inf	3
21.45M	5.30932G	5.33077G	19.07M	5.310405G	5.329475G	Inf	4

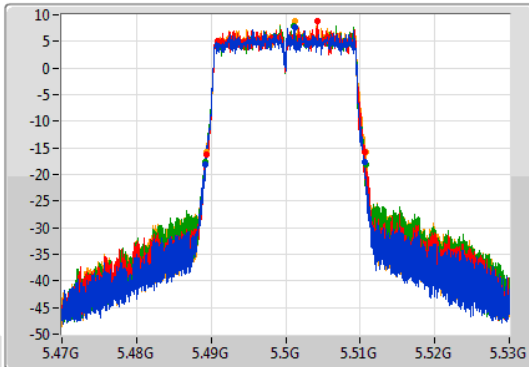
802.11ax HEW20_Nss1,(MCS0)_4TX

EBW

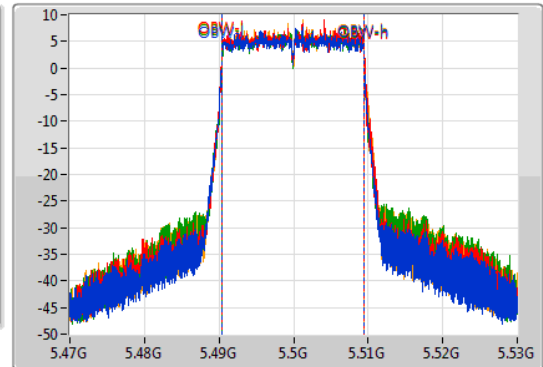
5500MHz

04/06/2020

CF
5.5GHz
Span
60MHz
RBW
200kHz
VBW
1MHz
Sweep Time
100ms
Detector Type
Peak



CF
5.5GHz
Span
60MHz
RBW
200kHz
VBW
1MHz
Sweep Time
100ms
Detector Type
Peak



Port 1
Port 2
Port 3
Port 4

26dB(Hz)	Fl-26dB(Hz)	Fh-26dB(Hz)	OBW(Hz)	Fl-OBW(Hz)	Fh-OBW(Hz)	Limit(Hz)	Port
21.36M	5.48917G	5.51053G	19.01M	5.490405G	5.509415G	Inf	1
21.24M	5.48938G	5.51062G	19.04M	5.490405G	5.509445G	Inf	2
21.57M	5.48914G	5.51071G	19.07M	5.490405G	5.509475G	Inf	3
21.39M	5.48932G	5.51071G	19.04M	5.490405G	5.509445G	Inf	4

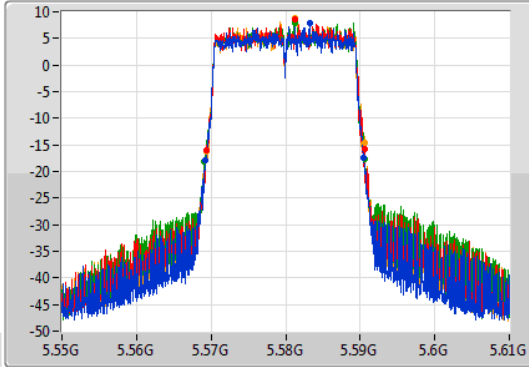
802.11ax HEW20_Nss1,(MCS0)_4TX

EBW

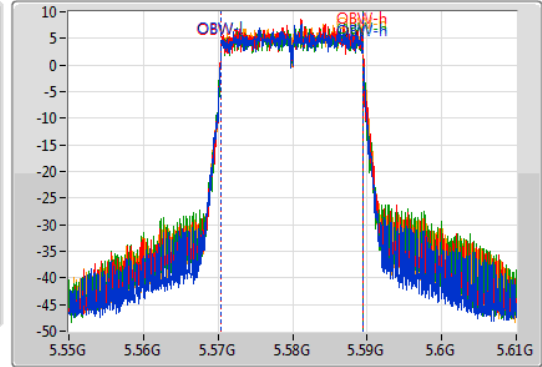
5580MHz

04/06/2020

CF
5.58GHz
Span
60MHz
RBW
200kHz
VBW
1MHz
Sweep Time
100ms
Detector Type
Peak



CF
5.58GHz
Span
60MHz
RBW
200kHz
VBW
1MHz
Sweep Time
100ms
Detector Type
Peak



Port 1
Port 2
Port 3
Port 4

26dB(Hz)	Fl-26dB(Hz)	Fh-26dB(Hz)	OBW(Hz)	Fl-OBW(Hz)	Fh-OBW(Hz)	Limit(Hz)	Port
21.27M	5.5692G	5.59047G	19.01M	5.570405G	5.589415G	Inf	1
21.33M	5.56932G	5.59065G	19.04M	5.570405G	5.589445G	Inf	2
21.54M	5.56911G	5.59065G	19.01M	5.570405G	5.589415G	Inf	3
21.3M	5.56932G	5.59062G	19.04M	5.570405G	5.589445G	Inf	4

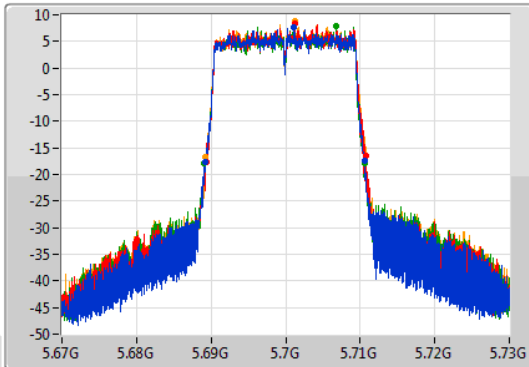
802.11ax HEW20_Nss1,(MCS0)_4TX

EBW

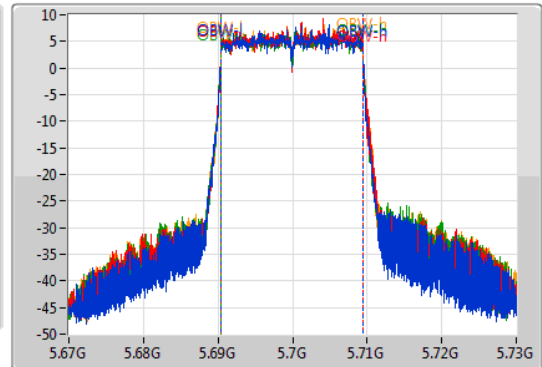
5700MHz

04/06/2020

CF
5.7GHz
Span
60MHz
RBW
200kHz
VBW
1MHz
Sweep Time
100ms
Detector Type
Peak



CF
5.7GHz
Span
60MHz
RBW
200kHz
VBW
1MHz
Sweep Time
100ms
Detector Type
Peak



Port 1
Port 2
Port 3
Port 4

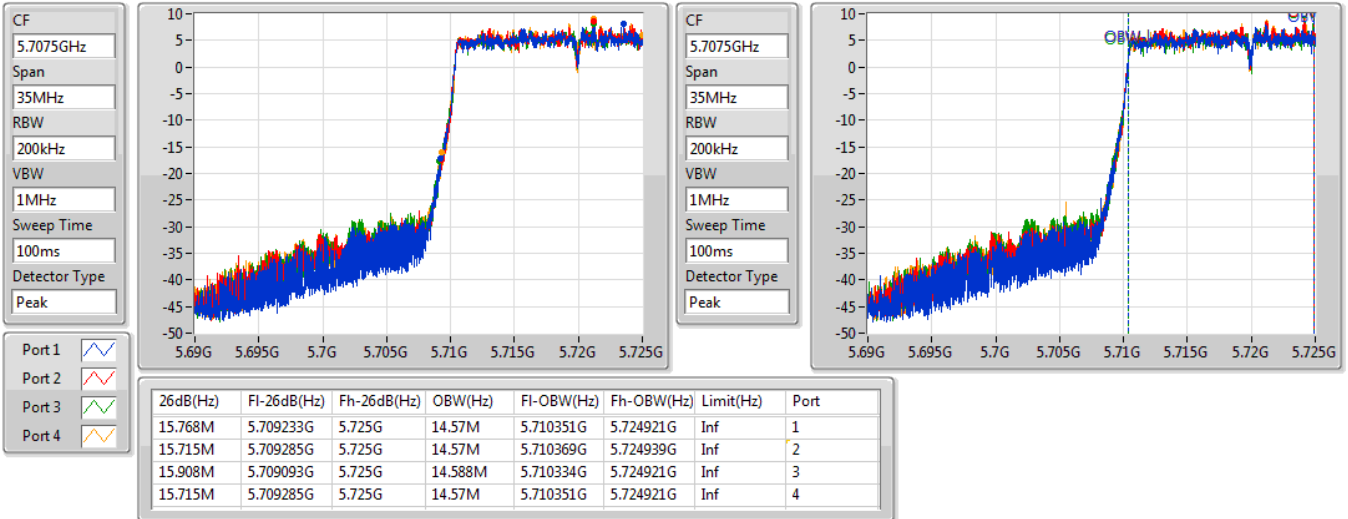
26dB(Hz)	Fl-26dB(Hz)	Fh-26dB(Hz)	OBW(Hz)	Fl-OBW(Hz)	Fh-OBW(Hz)	Limit(Hz)	Port
21.36M	5.6892G	5.71056G	19.01M	5.690405G	5.709415G	Inf	1
21.39M	5.68932G	5.71071G	19.04M	5.690405G	5.709445G	Inf	2
21.6M	5.68908G	5.71068G	19.07M	5.690375G	5.709445G	Inf	3
21.6M	5.68917G	5.71077G	19.07M	5.690405G	5.709475G	Inf	4

802.11ax HEW20_Nss1,(MCS0)_4TX

EBW

5720MHz Straddle 5.47-5.725GHz

04/06/2020

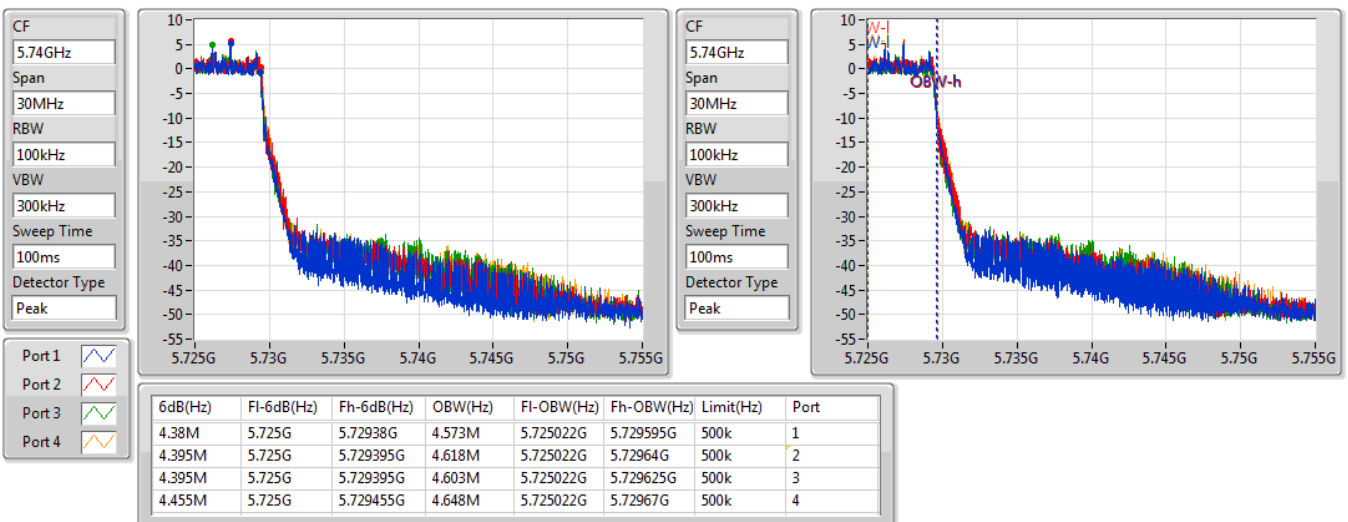


802.11ax HEW20_Nss1,(MCS0)_4TX

EBW

5720MHz Straddle 5.725-5.85GHz

04/06/2020



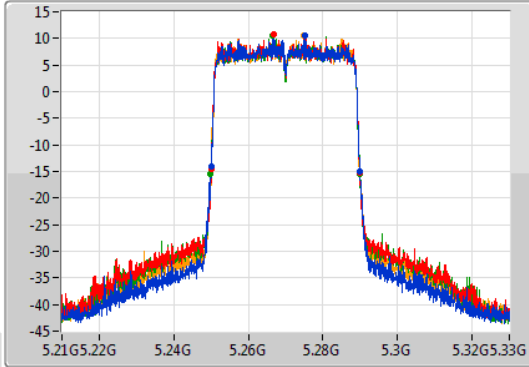
802.11ax HEW40_Nss1,(MCS0)_4TX

EBW

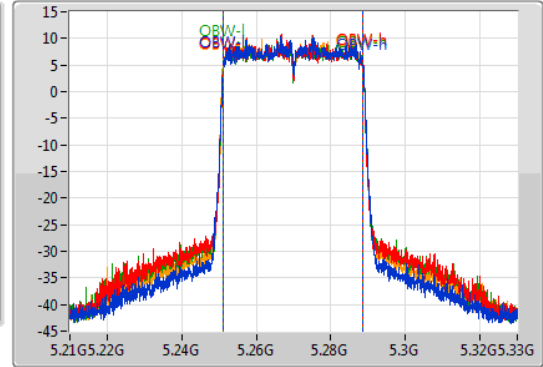
5270MHz

04/06/2020

CF
5.27GHz
Span
120MHz
RBW
500kHz
VBW
2MHz
Sweep Time
100ms
Detector Type
Peak



CF
5.27GHz
Span
120MHz
RBW
500kHz
VBW
2MHz
Sweep Time
100ms
Detector Type
Peak



Port 1
Port 2
Port 3
Port 4

26dB(Hz)	Fl-26dB(Hz)	Fh-26dB(Hz)	OBW(Hz)	Fl-OBW(Hz)	Fh-OBW(Hz)	Limit(Hz)	Port
39.96M	5.25002G	5.28998G	37.481M	5.251169G	5.288651G	Inf	1
39.78M	5.25008G	5.28986G	37.601M	5.251109G	5.288711G	Inf	2
40.08M	5.2499G	5.28998G	37.541M	5.251109G	5.288651G	Inf	3
39.72M	5.25014G	5.28986G	37.541M	5.251109G	5.288651G	Inf	4

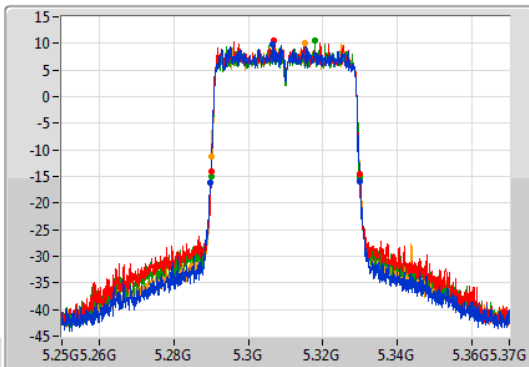
802.11ax HEW40_Nss1,(MCS0)_4TX

EBW

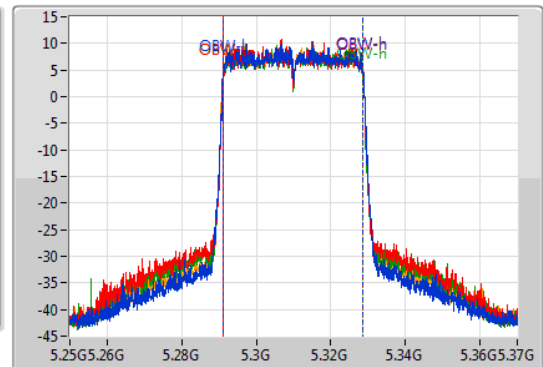
5310MHz

04/06/2020

CF
5.31GHz
Span
120MHz
RBW
500kHz
VBW
2MHz
Sweep Time
100ms
Detector Type
Peak



CF
5.31GHz
Span
120MHz
RBW
500kHz
VBW
2MHz
Sweep Time
100ms
Detector Type
Peak



Port 1
Port 2
Port 3
Port 4

26dB(Hz)	Fl-26dB(Hz)	Fh-26dB(Hz)	OBW(Hz)	Fl-OBW(Hz)	Fh-OBW(Hz)	Limit(Hz)	Port
40.14M	5.2899G	5.33004G	37.481M	5.291169G	5.328651G	Inf	1
39.78M	5.29008G	5.32986G	37.481M	5.291169G	5.328651G	Inf	2
39.78M	5.29002G	5.3298G	37.481M	5.291169G	5.328651G	Inf	3
39.78M	5.29008G	5.32986G	37.541M	5.291109G	5.328651G	Inf	4

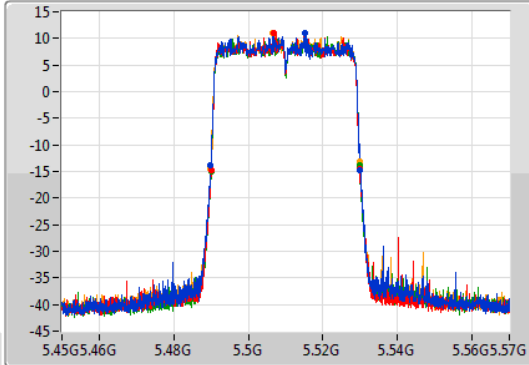
802.11ax HEW40_Nss1,(MCS0)_4TX

EBW

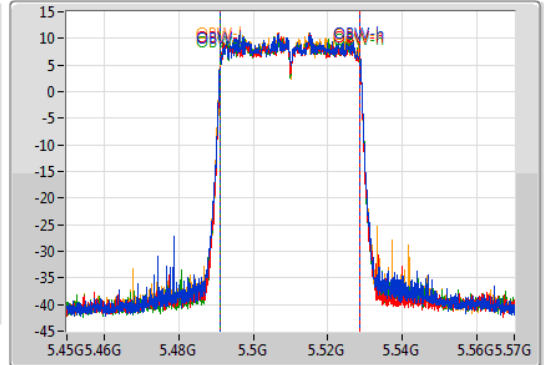
5510MHz

12/05/2020

CF
5.51GHz
Span
120MHz
RBW
500kHz
VBW
2MHz
Sweep Time
100ms
Detector Type
Peak



CF
5.51GHz
Span
120MHz
RBW
500kHz
VBW
2MHz
Sweep Time
100ms
Detector Type
Peak



Port 1
Port 2
Port 3
Port 4

26dB(Hz)	Fl-26dB(Hz)	Fh-26dB(Hz)	OBW(Hz)	Fl-OBW(Hz)	Fh-OBW(Hz)	Limit(Hz)	Port
40.14M	5.4899G	5.53004G	37.541M	5.491169G	5.528711G	Inf	1
39.9M	5.49002G	5.52992G	37.541M	5.491169G	5.528711G	Inf	2
39.96M	5.49002G	5.52998G	37.541M	5.491169G	5.528711G	Inf	3
40.02M	5.48984G	5.52986G	37.541M	5.491109G	5.528651G	Inf	4

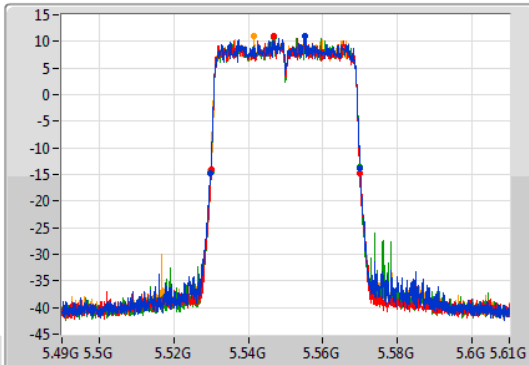
802.11ax HEW40_Nss1,(MCS0)_4TX

EBW

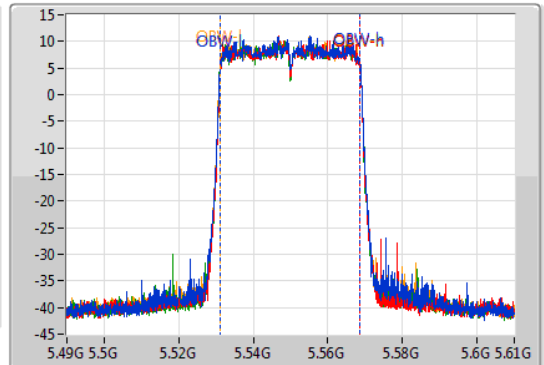
5550MHz

12/05/2020

CF
5.55GHz
Span
120MHz
RBW
500kHz
VBW
2MHz
Sweep Time
100ms
Detector Type
Peak



CF
5.55GHz
Span
120MHz
RBW
500kHz
VBW
2MHz
Sweep Time
100ms
Detector Type
Peak



Port 1
Port 2
Port 3
Port 4

26dB(Hz)	Fl-26dB(Hz)	Fh-26dB(Hz)	OBW(Hz)	Fl-OBW(Hz)	Fh-OBW(Hz)	Limit(Hz)	Port
40.14M	5.52984G	5.56998G	37.541M	5.531169G	5.568711G	Inf	1
39.9M	5.53008G	5.56998G	37.541M	5.531169G	5.568711G	Inf	2
39.9M	5.53002G	5.56992G	37.541M	5.531169G	5.568711G	Inf	3
40.08M	5.52984G	5.56992G	37.541M	5.531169G	5.568711G	Inf	4

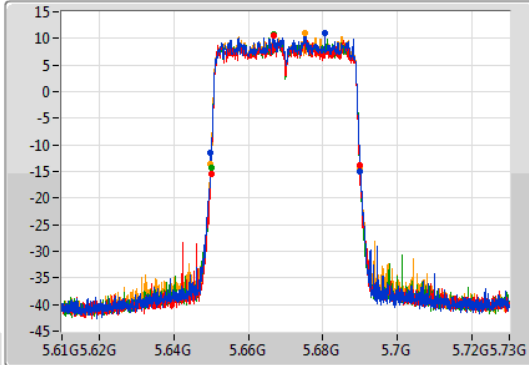
802.11ax HEW40_Nss1,(MCS0)_4TX

EBW

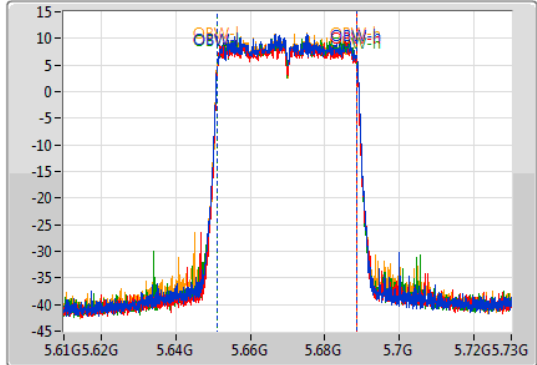
5670MHz

12/05/2020

CF
5.67GHz
Span
120MHz
RBW
500kHz
VBW
2MHz
Sweep Time
100ms
Detector Type
Peak



CF
5.67GHz
Span
120MHz
RBW
500kHz
VBW
2MHz
Sweep Time
100ms
Detector Type
Peak



Port 1
Port 2
Port 3
Port 4

26dB(Hz)	Fl-26dB(Hz)	Fh-26dB(Hz)	OBW(Hz)	Fl-OBW(Hz)	Fh-OBW(Hz)	Limit(Hz)	Port
40.14M	5.6499G	5.69004G	37.541M	5.651169G	5.688711G	Inf	1
39.84M	5.65002G	5.68986G	37.541M	5.651169G	5.688711G	Inf	2
39.96M	5.65002G	5.68998G	37.541M	5.651169G	5.688711G	Inf	3
40.02M	5.6499G	5.68992G	37.541M	5.651109G	5.688651G	Inf	4

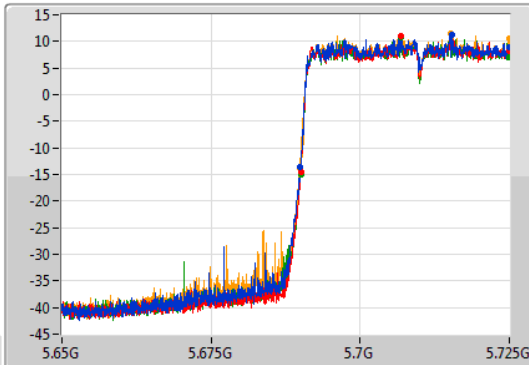
802.11ax HEW40_Nss1,(MCS0)_4TX

EBW

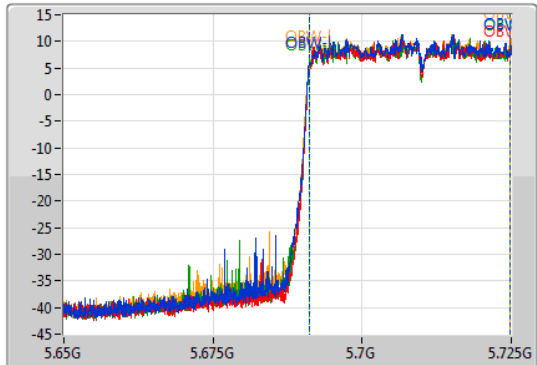
5710MHz Straddle 5.47-5.725GHz

12/05/2020

CF
5.6875GHz
Span
75MHz
RBW
500kHz
VBW
2MHz
Sweep Time
100ms
Detector Type
Peak



CF
5.6875GHz
Span
75MHz
RBW
500kHz
VBW
2MHz
Sweep Time
100ms
Detector Type
Peak



Port 1
Port 2
Port 3
Port 4

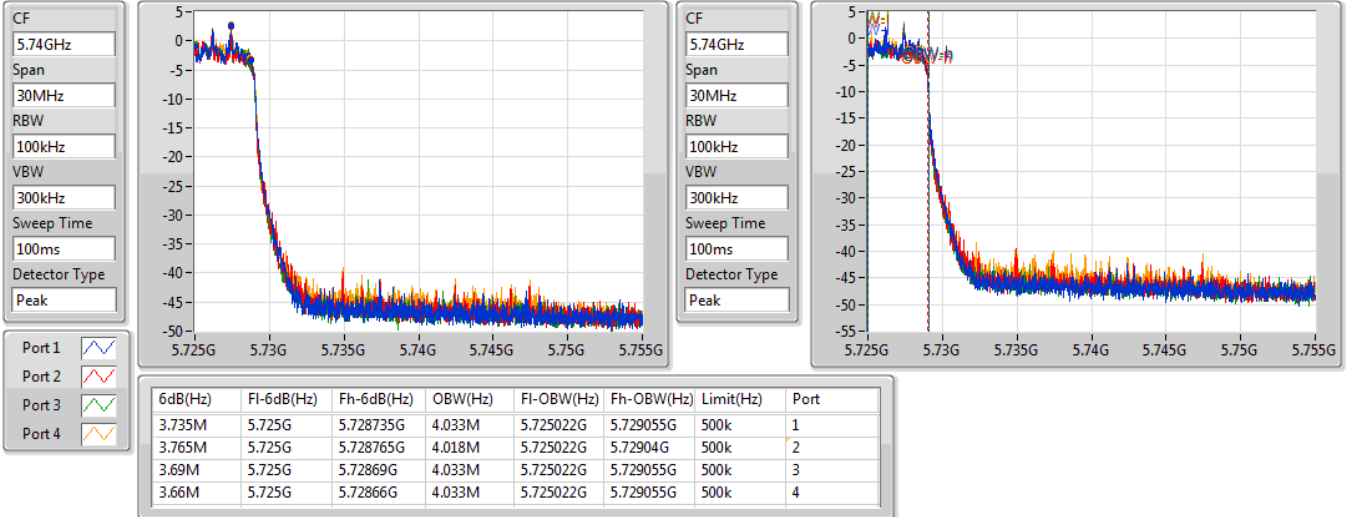
26dB(Hz)	Fl-26dB(Hz)	Fh-26dB(Hz)	OBW(Hz)	Fl-OBW(Hz)	Fh-OBW(Hz)	Limit(Hz)	Port
35.063M	5.689938G	5.725G	33.696M	5.691136G	5.724831G	Inf	1
34.95M	5.69005G	5.725G	33.696M	5.691136G	5.724831G	Inf	2
34.988M	5.690013G	5.725G	33.696M	5.691173G	5.724869G	Inf	3
35.138M	5.689863G	5.725G	33.771M	5.691098G	5.724869G	Inf	4

802.11ax HEW40_Nss1,(MCS0)_4TX

EBW

5710MHz Straddle 5.725-5.85GHz

12/05/2020

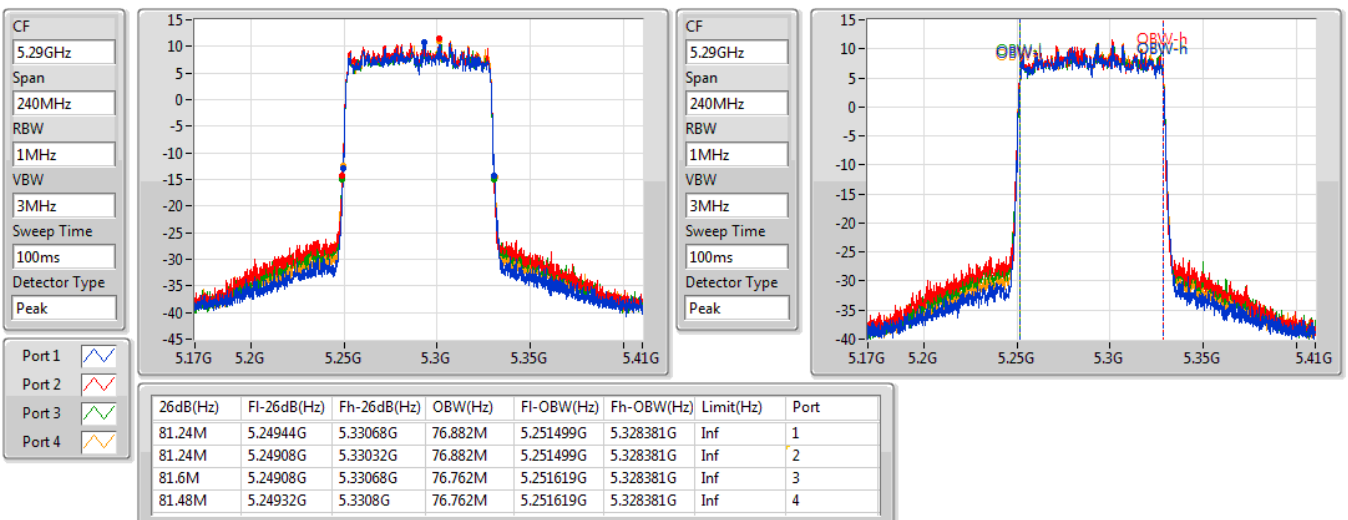


802.11ax HEW80_Nss1,(MCS0)_4TX

EBW

5290MHz

04/06/2020



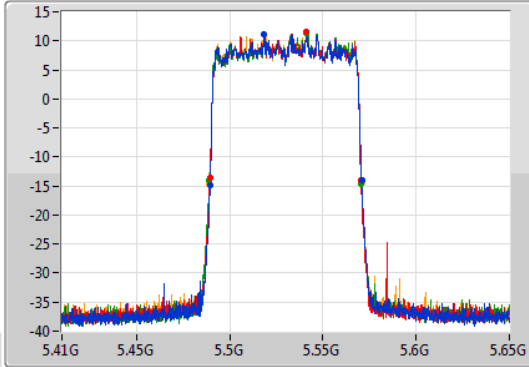
802.11ax HEW80_Nss1,(MCS0)_4TX

EBW

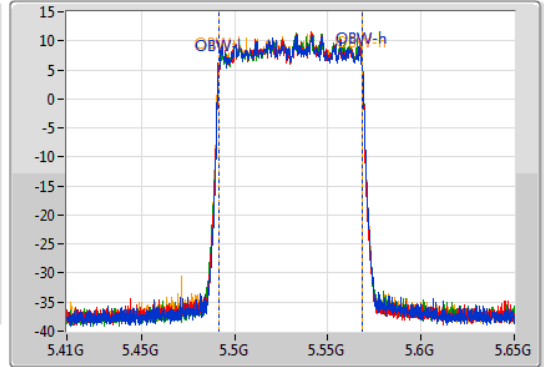
5530MHz

12/05/2020

CF
5.53GHz
Span
240MHz
RBW
1MHz
VBW
3MHz
Sweep Time
100ms
Detector Type
Peak



CF
5.53GHz
Span
240MHz
RBW
1MHz
VBW
3MHz
Sweep Time
100ms
Detector Type
Peak



Port 1
Port 2
Port 3
Port 4

26dB(Hz)	Fl-26dB(Hz)	Fh-26dB(Hz)	OBW(Hz)	Fl-OBW(Hz)	Fh-OBW(Hz)	Limit(Hz)	Port
81.36M	5.48944G	5.5708G	76.762M	5.491619G	5.568381G	Inf	1
81.12M	5.48932G	5.57044G	76.762M	5.491619G	5.568381G	Inf	2
81.48M	5.4892G	5.57068G	76.882M	5.491619G	5.568501G	Inf	3
81.84M	5.48896G	5.5708G	76.762M	5.491619G	5.568381G	Inf	4

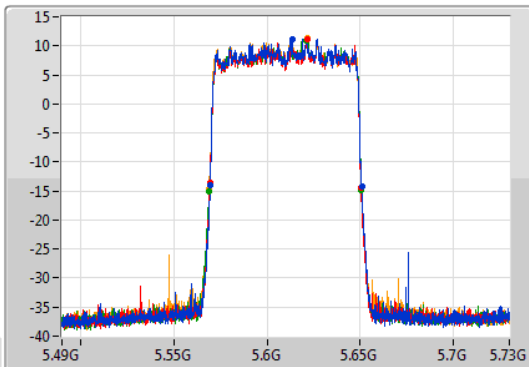
802.11ax HEW80_Nss1,(MCS0)_4TX

EBW

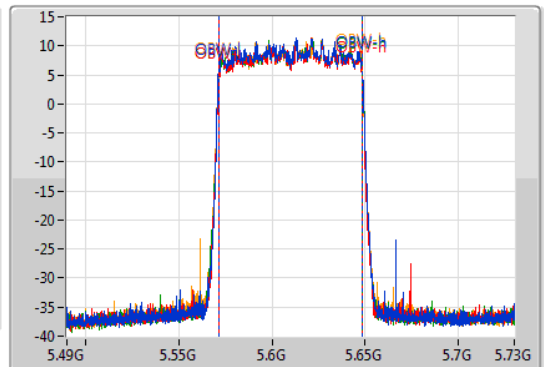
5610MHz

12/05/2020

CF
5.61GHz
Span
240MHz
RBW
1MHz
VBW
3MHz
Sweep Time
100ms
Detector Type
Peak



CF
5.61GHz
Span
240MHz
RBW
1MHz
VBW
3MHz
Sweep Time
100ms
Detector Type
Peak



Port 1
Port 2
Port 3
Port 4

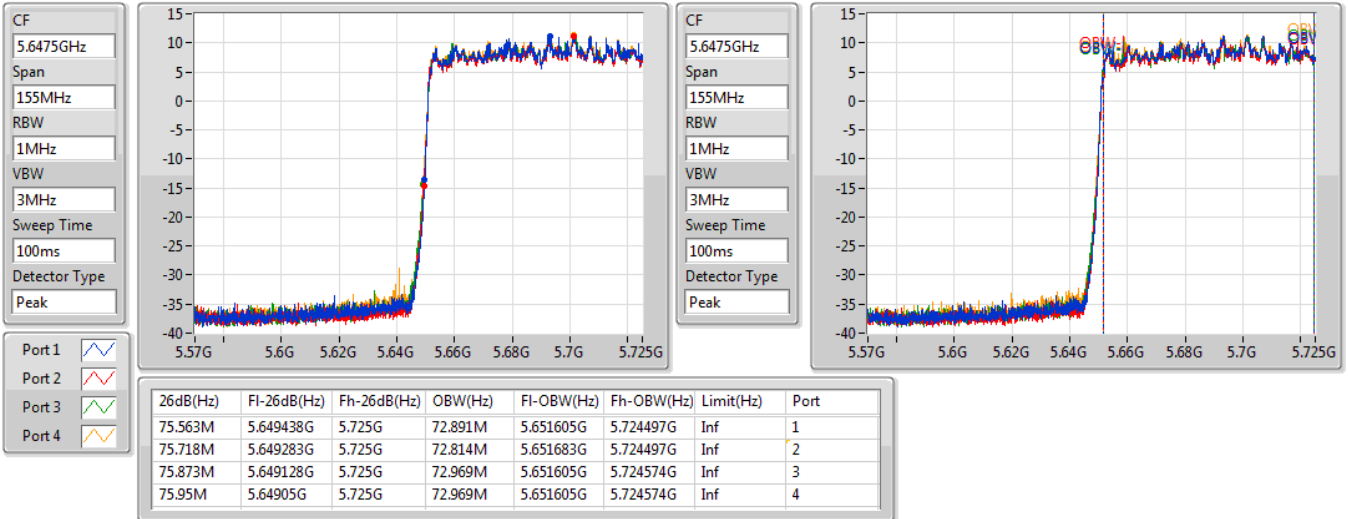
26dB(Hz)	Fl-26dB(Hz)	Fh-26dB(Hz)	OBW(Hz)	Fl-OBW(Hz)	Fh-OBW(Hz)	Limit(Hz)	Port
81.36M	5.56944G	5.6508G	76.762M	5.571619G	5.648381G	Inf	1
81.12M	5.56932G	5.65044G	76.642M	5.571739G	5.648381G	Inf	2
81.6M	5.56908G	5.65068G	76.642M	5.571739G	5.648381G	Inf	3
81.84M	5.56896G	5.6508G	76.762M	5.571619G	5.648381G	Inf	4

802.11ax HEW80_Nss1,(MCS0)_4TX

EBW

5690MHz Straddle 5.47-5.725GHz

12/05/2020

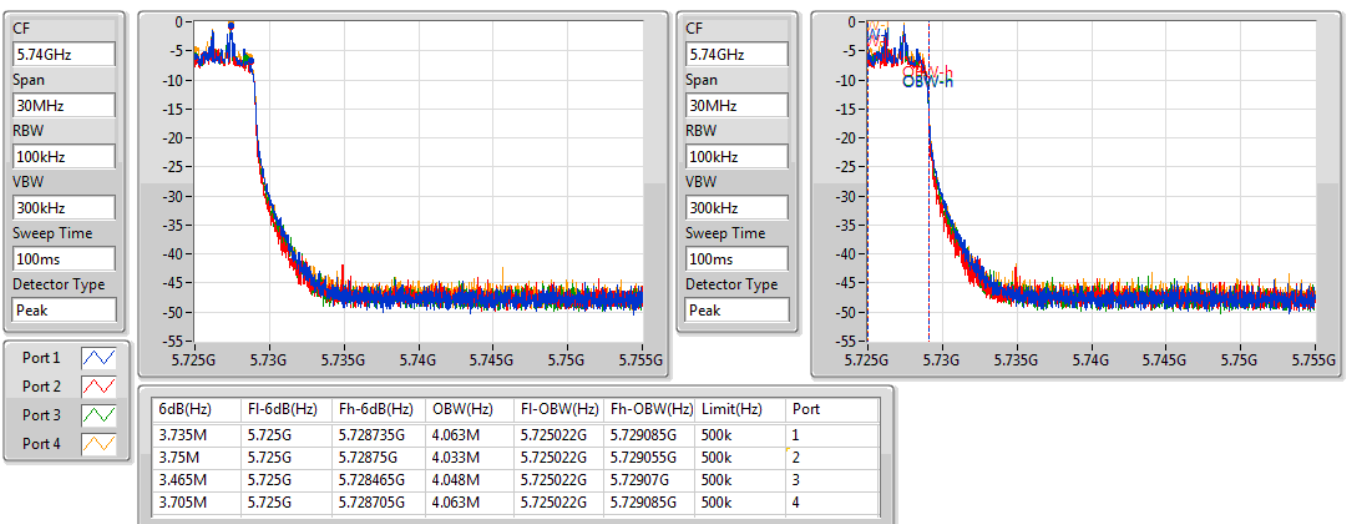


802.11ax HEW80_Nss1,(MCS0)_4TX

EBW

5690MHz Straddle 5.725-5.85GHz

12/05/2020

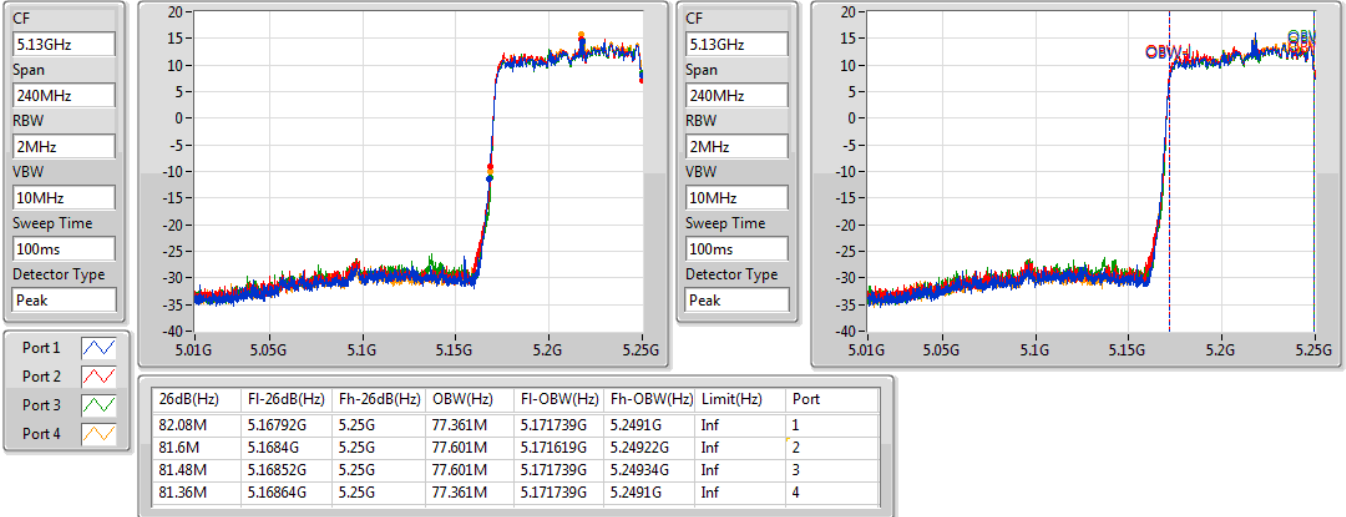


802.11ax HEW160_Nss1,(MCS0)_4TX

EBW

5250MHz Straddle 5.15-5.25GHz

12/05/2020

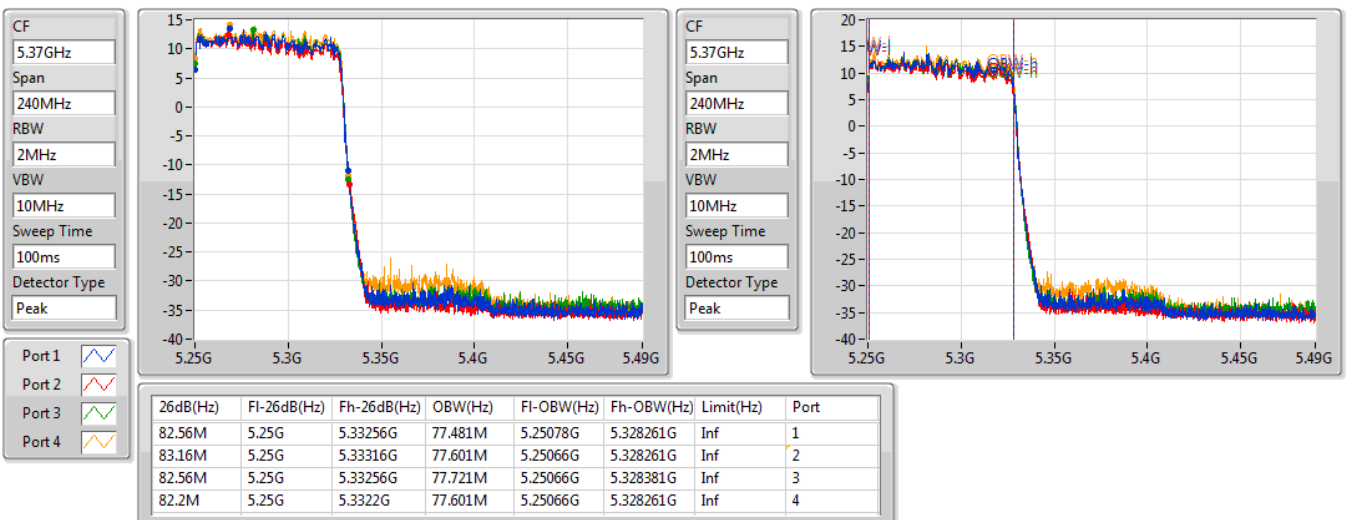


802.11ax HEW160_Nss1,(MCS0)_4TX

EBW

5250MHz Straddle 5.25-5.35GHz

12/05/2020



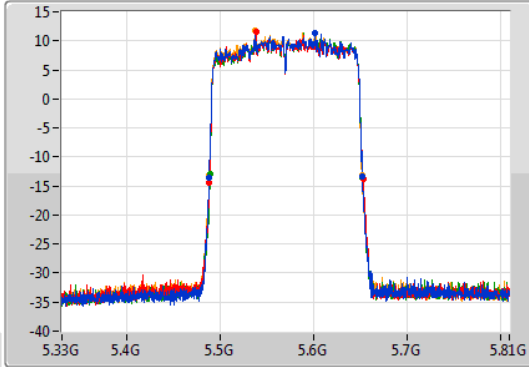
802.11ax HEW160_Nss1,(MCS0)_4TX

EBW

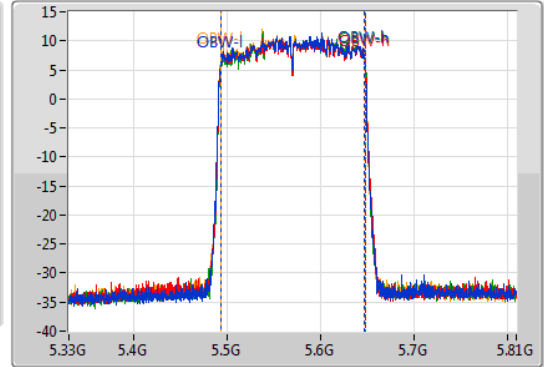
5570MHz





12/05/2020

CF
5.57GHz
Span
480MHz
RBW
2MHz
VBW
10MHz
Sweep Time
100ms
Detector Type
Peak



CF
5.57GHz
Span
480MHz
RBW
2MHz
VBW
10MHz
Sweep Time
100ms
Detector Type
Peak



Port 1 
Port 2 
Port 3 
Port 4 

26dB(Hz)	Fl-26dB(Hz)	Fh-26dB(Hz)	OBW(Hz)	Fl-OBW(Hz)	Fh-OBW(Hz)	Limit(Hz)	Port
164.4M	5.48792G	5.65232G	154.963M	5.492519G	5.647481G	Inf	1
164.64M	5.4884G	5.65304G	155.202M	5.492519G	5.647721G	Inf	2
163.44M	5.48888G	5.65232G	154.963M	5.492759G	5.647721G	Inf	3
163.44M	5.4884G	5.65184G	154.963M	5.492519G	5.647481G	Inf	4

For beamforming function:

Summary

Mode	Max-N dB (Hz)	Max-OBW (Hz)	ITU-Code	Min-N dB (Hz)	Min-OBW (Hz)
5.15-5.25GHz	-	-	-	-	-
802.11ax HEW160-BF_Nss1,(MCS0)_4TX	82.08M	77.721M	77M7D1D	81.36M	77.601M
5.25-5.35GHz	-	-	-	-	-
802.11ax HEW20-BF_Nss1,(MCS0)_4TX	21.63M	19.13M	19M1D1D	21.33M	19.01M
802.11ax HEW40-BF_Nss1,(MCS0)_4TX	40.26M	37.661M	37M7D1D	39.78M	37.481M
802.11ax HEW80-BF_Nss1,(MCS0)_4TX	81.72M	76.762M	76M8D1D	81.12M	76.642M
802.11ax HEW160-BF_Nss1,(MCS0)_4TX	83.16M	77.961M	78M0D1D	81.96M	77.601M
5.47-5.725GHz	-	-	-	-	-
802.11ax HEW20-BF_Nss1,(MCS0)_4TX	21.54M	19.1M	19M1D1D	15.628M	14.57M
802.11ax HEW40-BF_Nss1,(MCS0)_4TX	40.2M	37.541M	37M5D1D	34.95M	33.658M
802.11ax HEW80-BF_Nss1,(MCS0)_4TX	81.72M	76.882M	76M9D1D	75.485M	72.891M
802.11ax HEW160-BF_Nss1,(MCS0)_4TX	164.64M	155.442M	155MD1D	163.68M	155.202M
5.725-5.85GHz	-	-	-	-	-
802.11ax HEW20-BF_Nss1,(MCS0)_4TX	4.47M	4.708M	4M71D1D	4.365M	4.573M
802.11ax HEW40-BF_Nss1,(MCS0)_4TX	3.735M	4.033M	4M03D1D	3.675M	4.003M
802.11ax HEW80-BF_Nss1,(MCS0)_4TX	3.705M	4.078M	4M08D1D	3.435M	4.033M

Max-N dB = Maximum 6dB down bandwidth for 5.725-5.85GHz band / Maximum 26dB down bandwidth for other band;

Max-OBW = Maximum 99% occupied bandwidth;

Min-N dB = Minimum 6dB down bandwidth for 5.725-5.85GHz band / Maximum 26dB down bandwidth for other band;

Min-OBW = Minimum 99% occupied bandwidth;

Result

Mode	Result	Limit (Hz)	Port 1-N dB (Hz)	Port 1-OBW (Hz)	Port 2-N dB (Hz)	Port 2-OBW (Hz)	Port 3-N dB (Hz)	Port 3-OBW (Hz)	Port 4-N dB (Hz)	Port 4-OBW (Hz)
802.11ax HEW20-BF_Nss1,(MCS0)_4TX	-	-	-	-	-	-	-	-	-	-
5260MHz	Pass	Inf	21.42M	19.04M	21.33M	19.04M	21.54M	19.07M	21.6M	19.1M
5300MHz	Pass	Inf	21.45M	19.01M	21.39M	19.1M	21.63M	19.07M	21.48M	19.13M
5320MHz	Pass	Inf	21.45M	19.04M	21.42M	19.04M	21.39M	19.1M	21.54M	19.1M
5500MHz	Pass	Inf	21.42M	19.01M	21.42M	19.04M	21.51M	19.07M	21.54M	19.1M
5580MHz	Pass	Inf	21.39M	19.01M	21.3M	19.01M	21.51M	19.04M	21.48M	19.1M
5700MHz	Pass	Inf	21.36M	19.01M	21.36M	19.07M	21.54M	19.07M	21.51M	19.1M
5720MHz Straddle 5.47-5.725GHz	Pass	Inf	15.768M	14.588M	15.628M	14.57M	15.908M	14.588M	15.89M	14.588M
5720MHz Straddle 5.725-5.85GHz	Pass	500k	4.38M	4.573M	4.41M	4.633M	4.365M	4.648M	4.47M	4.708M
802.11ax HEW40-BF_Nss1,(MCS0)_4TX	-	-	-	-	-	-	-	-	-	-
5270MHz	Pass	Inf	40.2M	37.481M	39.84M	37.541M	40.08M	37.541M	39.96M	37.541M
5310MHz	Pass	Inf	40.26M	37.541M	39.78M	37.541M	40.08M	37.661M	39.78M	37.481M
5510MHz	Pass	Inf	40.2M	37.541M	39.9M	37.541M	39.9M	37.481M	40.02M	37.541M
5550MHz	Pass	Inf	40.14M	37.481M	39.84M	37.481M	40.02M	37.541M	39.96M	37.541M
5670MHz	Pass	Inf	40.2M	37.541M	39.84M	37.481M	40.02M	37.541M	40.08M	37.541M
5710MHz Straddle 5.47-5.725GHz	Pass	Inf	35.25M	33.771M	34.95M	33.658M	35.1M	33.771M	35.1M	33.846M
5710MHz Straddle 5.725-5.85GHz	Pass	500k	3.72M	4.018M	3.69M	4.003M	3.735M	4.033M	3.675M	4.018M
802.11ax HEW80-BF_Nss1,(MCS0)_4TX	-	-	-	-	-	-	-	-	-	-
5290MHz	Pass	Inf	81.24M	76.762M	81.12M	76.762M	81.36M	76.642M	81.72M	76.762M
5530MHz	Pass	Inf	81.36M	76.882M	81M	76.882M	81.6M	76.642M	81.72M	76.882M
5610MHz	Pass	Inf	81.36M	76.762M	81.12M	76.762M	81.6M	76.762M	81.72M	76.882M
5690MHz Straddle 5.47-5.725GHz	Pass	Inf	75.485M	72.891M	75.64M	72.969M	75.95M	72.969M	75.873M	73.046M
5690MHz Straddle 5.725-5.85GHz	Pass	500k	3.675M	4.063M	3.435M	4.033M	3.705M	4.078M	3.51M	4.078M
802.11ax HEW160-BF_Nss1,(MCS0)_4TX	-	-	-	-	-	-	-	-	-	-
5250MHz Straddle 5.15-5.25GHz	Pass	Inf	82.08M	77.601M	81.72M	77.721M	81.48M	77.721M	81.36M	77.721M
5250MHz Straddle 5.25-5.35GHz	Pass	Inf	81.96M	77.601M	83.16M	77.961M	82.8M	77.961M	82.2M	77.841M
5570MHz	Pass	Inf	164.64M	155.202M	164.4M	155.442M	163.68M	155.202M	163.92M	155.202M

Port X-N dB = Port X 6dB down bandwidth for 5.725-5.85GHz band / 26dB down bandwidth for other band

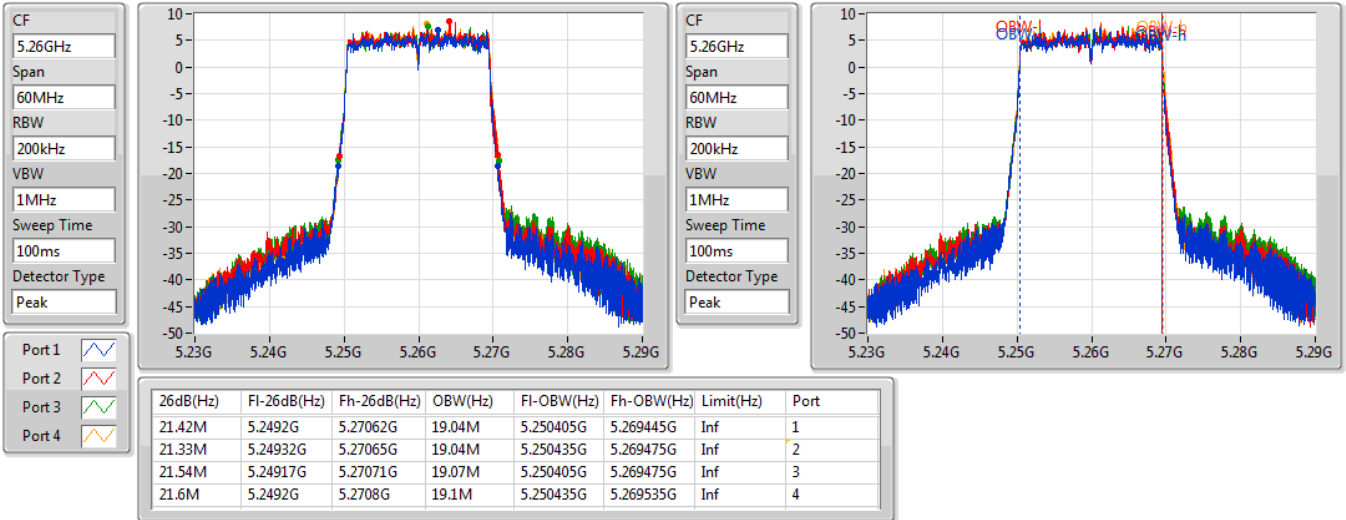
Port X-OBW = Port X 99% occupied bandwidth;

802.11ax HEW20-BF_Nss1,(MCS0)_4TX

EBW

5260MHz

21/07/2020

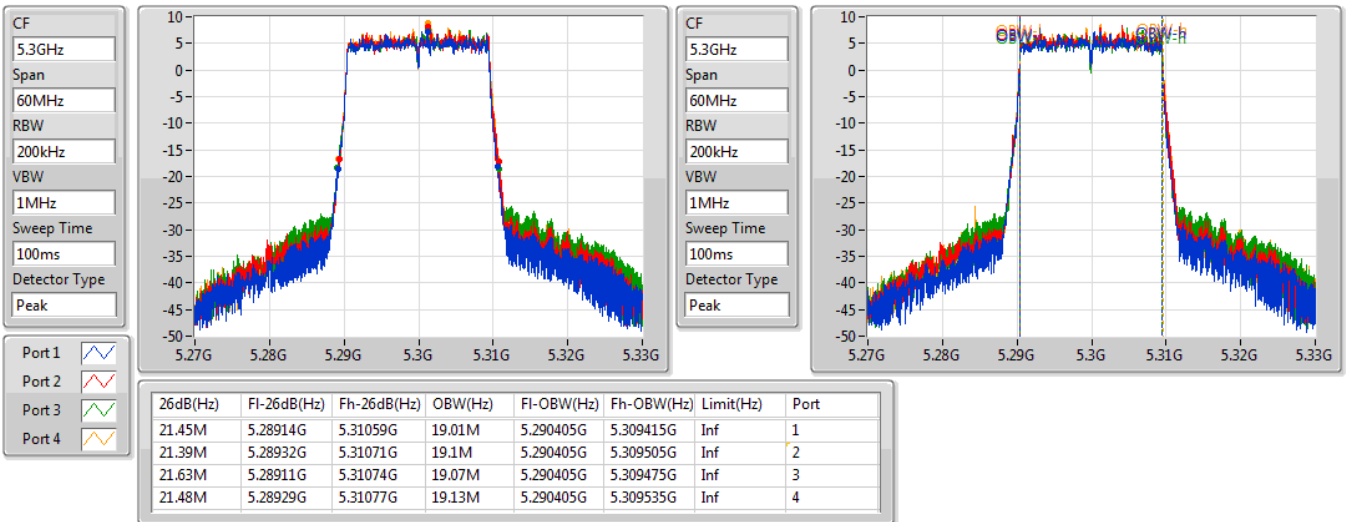


802.11ax HEW20-BF_Nss1,(MCS0)_4TX

EBW

5300MHz

21/07/2020



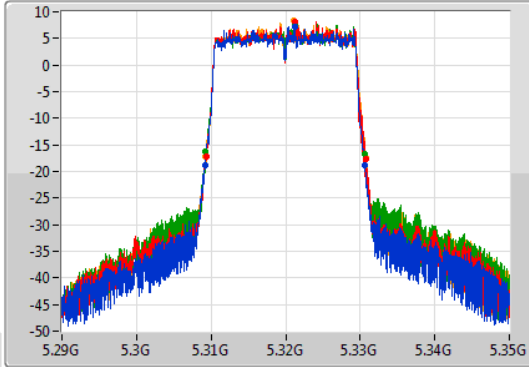
802.11ax HEW20-BF_Nss1,(MCS0)_4TX

EBW

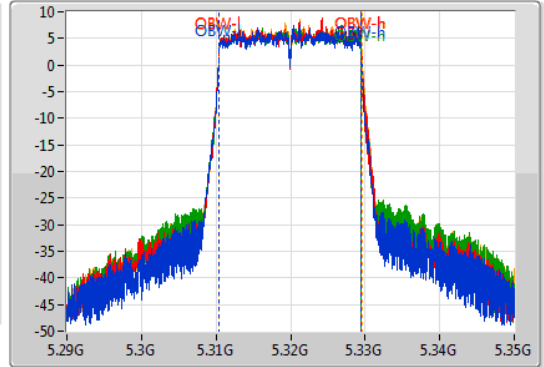
5320MHz

21/07/2020

CF: 5.32GHz
 Span: 60MHz
 RBW: 200kHz
 VBW: 1MHz
 Sweep Time: 100ms
 Detector Type: Peak



CF: 5.32GHz
 Span: 60MHz
 RBW: 200kHz
 VBW: 1MHz
 Sweep Time: 100ms
 Detector Type: Peak



Port 1: [Waveform icon]
 Port 2: [Waveform icon]
 Port 3: [Waveform icon]
 Port 4: [Waveform icon]

26dB(Hz)	Fl-26dB(Hz)	Fh-26dB(Hz)	OBW(Hz)	Fl-OBW(Hz)	Fh-OBW(Hz)	Limit(Hz)	Port
21.45M	5.30917G	5.33062G	19.04M	5.310405G	5.329445G	Inf	1
21.42M	5.30932G	5.33074G	19.04M	5.310435G	5.329475G	Inf	2
21.39M	5.30929G	5.33068G	19.1M	5.310405G	5.329505G	Inf	3
21.54M	5.30926G	5.3308G	19.1M	5.310435G	5.329535G	Inf	4

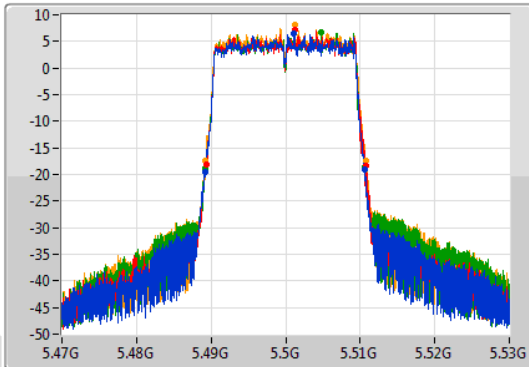
802.11ax HEW20-BF_Nss1,(MCS0)_4TX

EBW

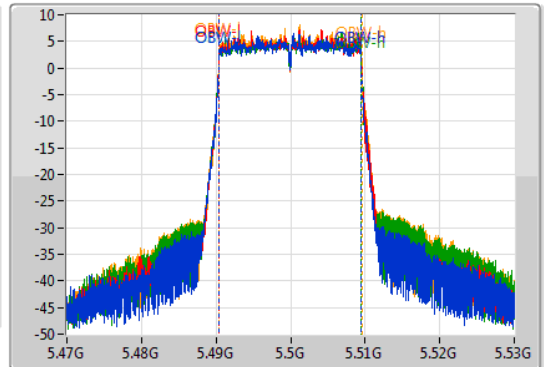
5500MHz

21/07/2020

CF: 5.5GHz
 Span: 60MHz
 RBW: 200kHz
 VBW: 1MHz
 Sweep Time: 100ms
 Detector Type: Peak



CF: 5.5GHz
 Span: 60MHz
 RBW: 200kHz
 VBW: 1MHz
 Sweep Time: 100ms
 Detector Type: Peak



Port 1: [Waveform icon]
 Port 2: [Waveform icon]
 Port 3: [Waveform icon]
 Port 4: [Waveform icon]

26dB(Hz)	Fl-26dB(Hz)	Fh-26dB(Hz)	OBW(Hz)	Fl-OBW(Hz)	Fh-OBW(Hz)	Limit(Hz)	Port
21.42M	5.48914G	5.51056G	19.01M	5.490405G	5.509415G	Inf	1
21.42M	5.48932G	5.51074G	19.04M	5.490435G	5.509475G	Inf	2
21.51M	5.48917G	5.51068G	19.07M	5.490405G	5.509475G	Inf	3
21.54M	5.48923G	5.51077G	19.1M	5.490435G	5.509535G	Inf	4

802.11ax HEW20-BF_Nss1,(MCS0)_4TX

EBW

5580MHz

21/07/2020

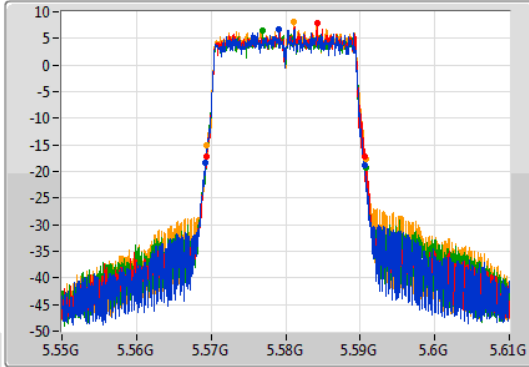
CF: 5.58GHz
 Span: 60MHz
 RBW: 200kHz
 VBW: 1MHz
 Sweep Time: 100ms
 Detector Type: Peak

Port 1:

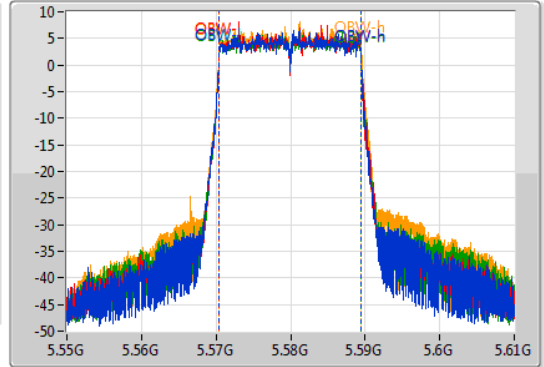
Port 2:

Port 3:

Port 4:



CF: 5.58GHz
 Span: 60MHz
 RBW: 200kHz
 VBW: 1MHz
 Sweep Time: 100ms
 Detector Type: Peak



26dB(Hz)	Fl-26dB(Hz)	Fh-26dB(Hz)	OBW(Hz)	Fl-OBW(Hz)	Fh-OBW(Hz)	Limit(Hz)	Port
21.39M	5.56923G	5.59062G	19.01M	5.570405G	5.589415G	Inf	1
21.3M	5.56935G	5.59065G	19.01M	5.570435G	5.589445G	Inf	2
21.51M	5.5692G	5.59071G	19.04M	5.570405G	5.589445G	Inf	3
21.48M	5.56932G	5.5908G	19.1M	5.570405G	5.589505G	Inf	4

802.11ax HEW20-BF_Nss1,(MCS0)_4TX

EBW

5700MHz

21/07/2020

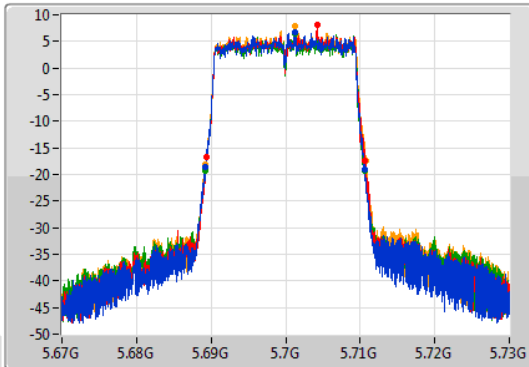
CF: 5.7GHz
 Span: 60MHz
 RBW: 200kHz
 VBW: 1MHz
 Sweep Time: 100ms
 Detector Type: Peak

Port 1:

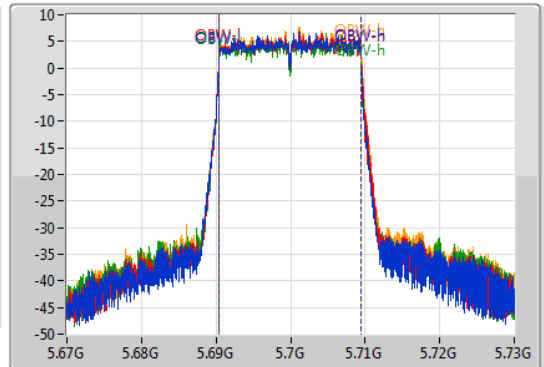
Port 2:

Port 3:

Port 4:



CF: 5.7GHz
 Span: 60MHz
 RBW: 200kHz
 VBW: 1MHz
 Sweep Time: 100ms
 Detector Type: Peak



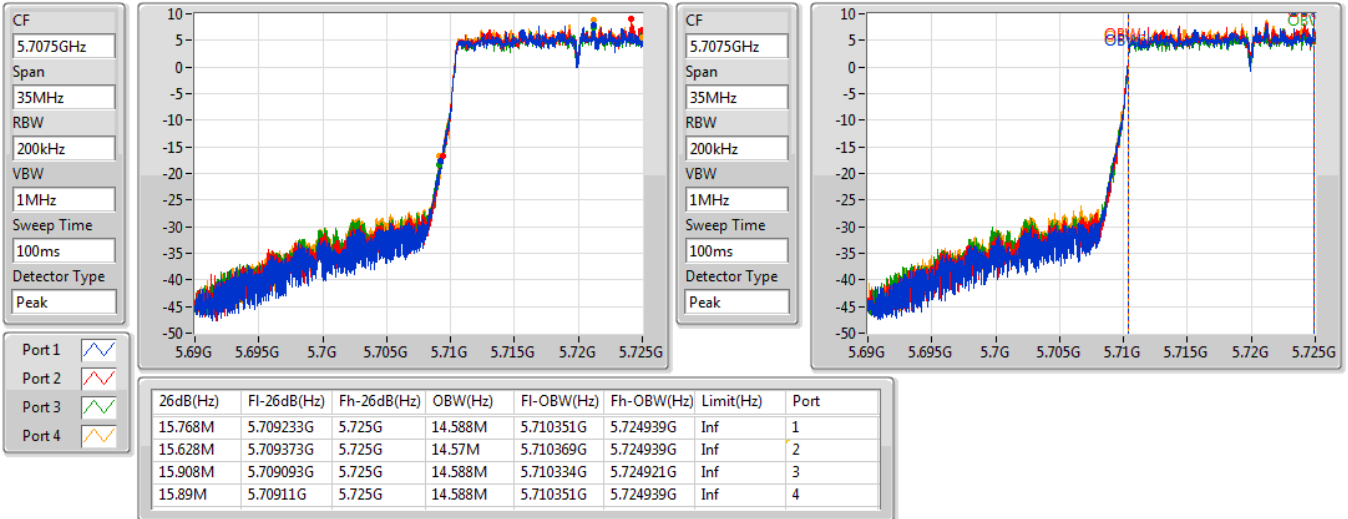
26dB(Hz)	Fl-26dB(Hz)	Fh-26dB(Hz)	OBW(Hz)	Fl-OBW(Hz)	Fh-OBW(Hz)	Limit(Hz)	Port
21.36M	5.68923G	5.71059G	19.01M	5.690405G	5.709415G	Inf	1
21.36M	5.68932G	5.71068G	19.07M	5.690405G	5.709475G	Inf	2
21.54M	5.68914G	5.71068G	19.07M	5.690405G	5.709475G	Inf	3
21.51M	5.68926G	5.71077G	19.1M	5.690405G	5.709505G	Inf	4

802.11ax HEW20-BF_Nss1,(MCS0)_4TX

EBW

5720MHz Straddle 5.47-5.725GHz

21/07/2020

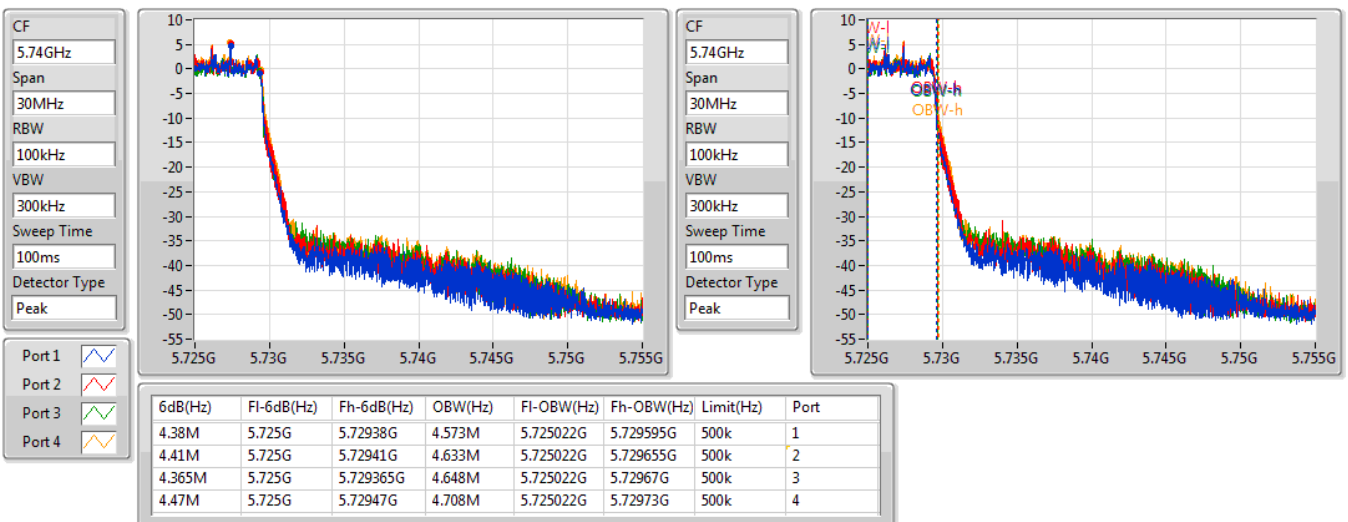


802.11ax HEW20-BF_Nss1,(MCS0)_4TX

EBW

5720MHz Straddle 5.725-5.85GHz

21/07/2020



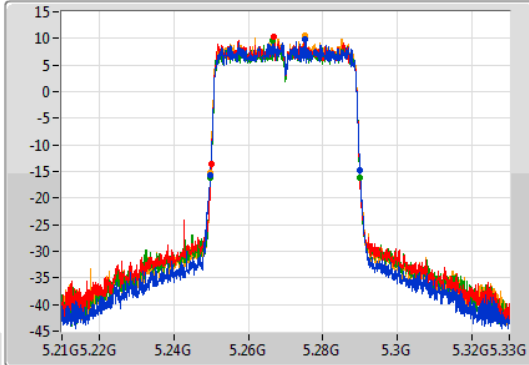
802.11ax HEW40-BF_Nss1,(MCS0)_4TX

EBW

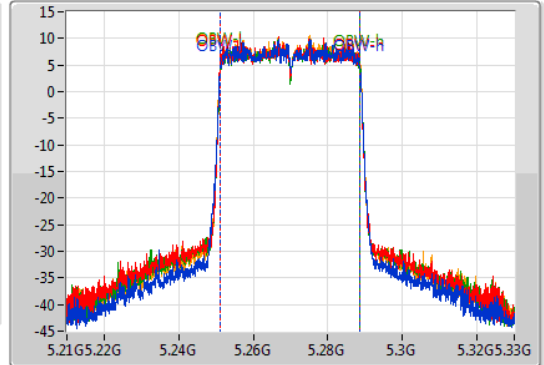
5270MHz

21/07/2020

CF
5.27GHz
Span
120MHz
RBW
500kHz
VBW
2MHz
Sweep Time
100ms
Detector Type
Peak



CF
5.27GHz
Span
120MHz
RBW
500kHz
VBW
2MHz
Sweep Time
100ms
Detector Type
Peak



Port 1
Port 2
Port 3
Port 4

26dB(Hz)	Fl-26dB(Hz)	Fh-26dB(Hz)	OBW(Hz)	Fl-OBW(Hz)	Fh-OBW(Hz)	Limit(Hz)	Port
40.2M	5.24972G	5.28992G	37.481M	5.251169G	5.288651G	Inf	1
39.84M	5.25008G	5.28992G	37.541M	5.251109G	5.288651G	Inf	2
40.08M	5.2499G	5.28998G	37.541M	5.251109G	5.288651G	Inf	3
39.96M	5.2499G	5.28986G	37.541M	5.251109G	5.288651G	Inf	4

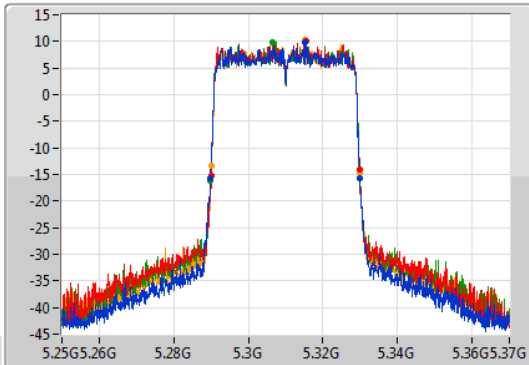
802.11ax HEW40-BF_Nss1,(MCS0)_4TX

EBW

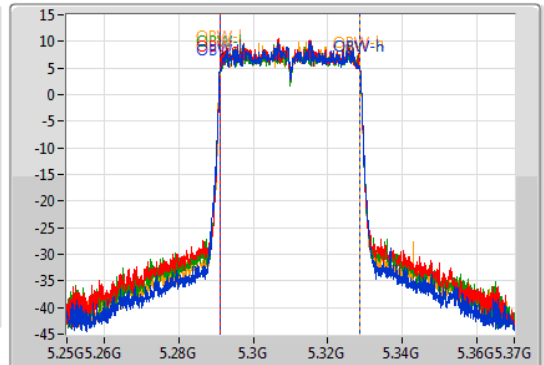
5310MHz

21/07/2020

CF
5.31GHz
Span
120MHz
RBW
500kHz
VBW
2MHz
Sweep Time
100ms
Detector Type
Peak



CF
5.31GHz
Span
120MHz
RBW
500kHz
VBW
2MHz
Sweep Time
100ms
Detector Type
Peak



Port 1
Port 2
Port 3
Port 4

26dB(Hz)	Fl-26dB(Hz)	Fh-26dB(Hz)	OBW(Hz)	Fl-OBW(Hz)	Fh-OBW(Hz)	Limit(Hz)	Port
40.26M	5.28972G	5.32998G	37.541M	5.291109G	5.328651G	Inf	1
39.78M	5.29002G	5.3298G	37.541M	5.291109G	5.328651G	Inf	2
40.08M	5.2899G	5.32998G	37.661M	5.291049G	5.328711G	Inf	3
39.78M	5.28996G	5.32974G	37.481M	5.291169G	5.328651G	Inf	4

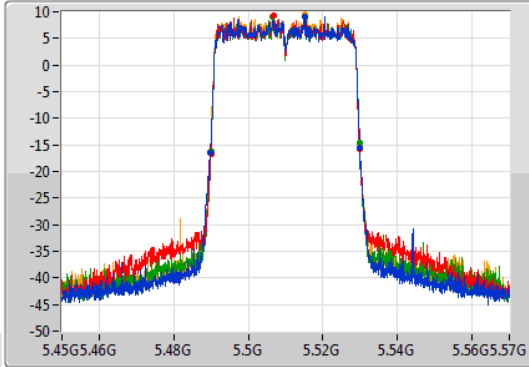
802.11ax HEW40-BF_Nss1,(MCS0)_4TX

EBW

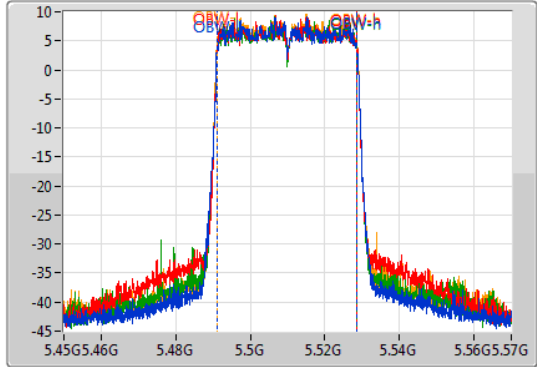
5510MHz

21/07/2020

CF
5.51GHz
Span
120MHz
RBW
500kHz
VBW
2MHz
Sweep Time
100ms
Detector Type
Peak



CF
5.51GHz
Span
120MHz
RBW
500kHz
VBW
2MHz
Sweep Time
100ms
Detector Type
Peak



Port 1
Port 2
Port 3
Port 4

26dB(Hz)	Fl-26dB(Hz)	Fh-26dB(Hz)	OBW(Hz)	Fl-OBW(Hz)	Fh-OBW(Hz)	Limit(Hz)	Port
40.2M	5.48972G	5.52992G	37.541M	5.491109G	5.528651G	Inf	1
39.9M	5.48996G	5.52986G	37.541M	5.491109G	5.528651G	Inf	2
39.9M	5.48996G	5.52986G	37.481M	5.491169G	5.528651G	Inf	3
40.02M	5.48984G	5.52986G	37.541M	5.491109G	5.528651G	Inf	4

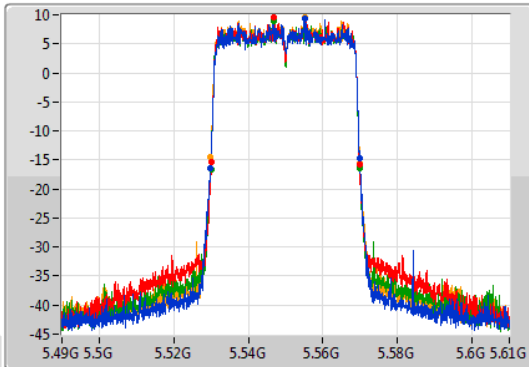
802.11ax HEW40-BF_Nss1,(MCS0)_4TX

EBW

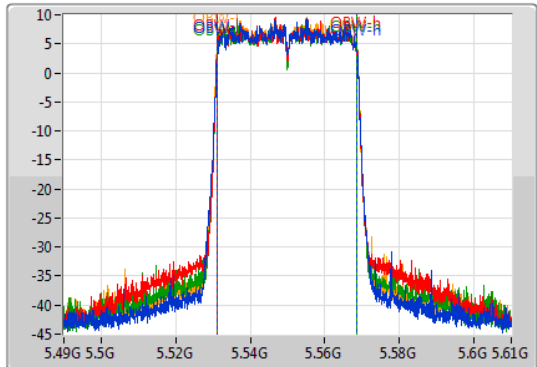
5550MHz

21/07/2020

CF
5.55GHz
Span
120MHz
RBW
500kHz
VBW
2MHz
Sweep Time
100ms
Detector Type
Peak



CF
5.55GHz
Span
120MHz
RBW
500kHz
VBW
2MHz
Sweep Time
100ms
Detector Type
Peak



Port 1
Port 2
Port 3
Port 4

26dB(Hz)	Fl-26dB(Hz)	Fh-26dB(Hz)	OBW(Hz)	Fl-OBW(Hz)	Fh-OBW(Hz)	Limit(Hz)	Port
40.14M	5.52972G	5.56986G	37.481M	5.531169G	5.568651G	Inf	1
39.84M	5.53002G	5.56986G	37.481M	5.531169G	5.568651G	Inf	2
40.02M	5.52996G	5.56998G	37.541M	5.531169G	5.568711G	Inf	3
39.96M	5.5299G	5.56986G	37.541M	5.531109G	5.568651G	Inf	4

802.11ax HEW40-BF_Nss1,(MCS0)_4TX

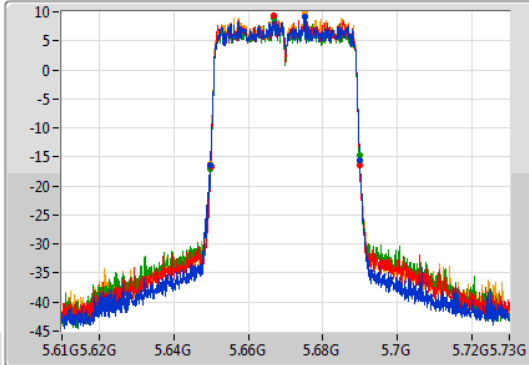
EBW

5670MHz

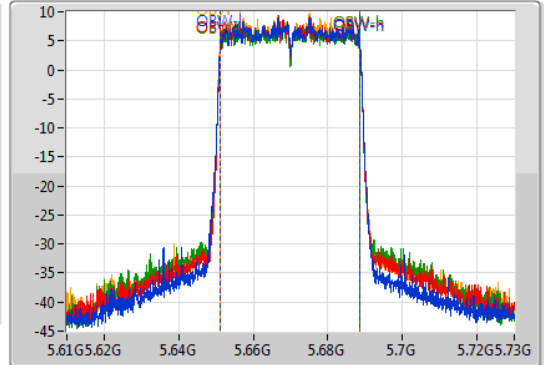
21/07/2020

CF: 5.67GHz
 Span: 120MHz
 RBW: 500kHz
 VBW: 2MHz
 Sweep Time: 100ms
 Detector Type: Peak

Port 1: [Waveform icon]
 Port 2: [Waveform icon]
 Port 3: [Waveform icon]
 Port 4: [Waveform icon]



CF: 5.67GHz
 Span: 120MHz
 RBW: 500kHz
 VBW: 2MHz
 Sweep Time: 100ms
 Detector Type: Peak



26dB(Hz)	Fl-26dB(Hz)	Fh-26dB(Hz)	OBW(Hz)	Fl-OBW(Hz)	Fh-OBW(Hz)	Limit(Hz)	Port
40.2M	5.64972G	5.68992G	37.541M	5.651109G	5.688651G	Inf	1
39.84M	5.65002G	5.68986G	37.481M	5.651169G	5.688651G	Inf	2
40.02M	5.64984G	5.68986G	37.541M	5.651109G	5.688651G	Inf	3
40.08M	5.64984G	5.68992G	37.541M	5.651109G	5.688651G	Inf	4

802.11ax HEW40-BF_Nss1,(MCS0)_4TX

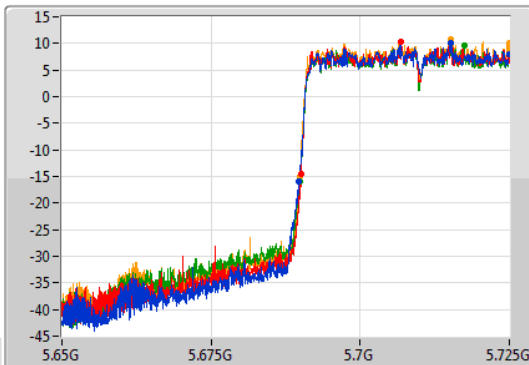
EBW

5710MHz Straddle 5.47-5.725GHz

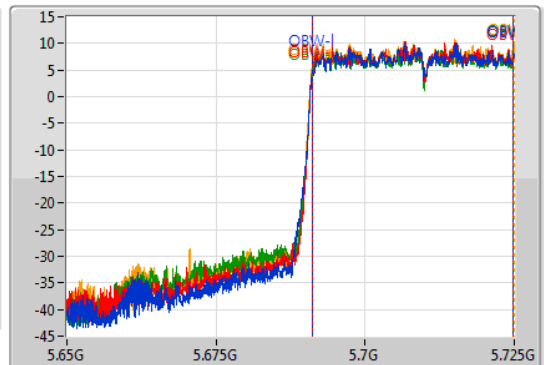
21/07/2020

CF: 5.6875GHz
 Span: 75MHz
 RBW: 500kHz
 VBW: 2MHz
 Sweep Time: 100ms
 Detector Type: Peak

Port 1: [Waveform icon]
 Port 2: [Waveform icon]
 Port 3: [Waveform icon]
 Port 4: [Waveform icon]



CF: 5.6875GHz
 Span: 75MHz
 RBW: 500kHz
 VBW: 2MHz
 Sweep Time: 100ms
 Detector Type: Peak



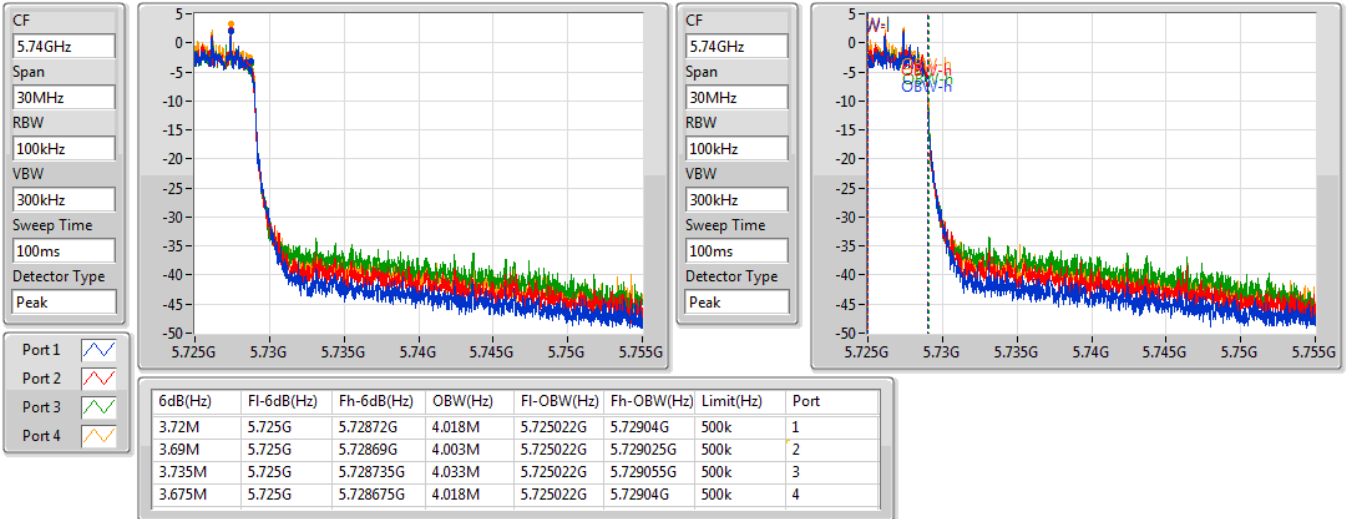
26dB(Hz)	Fl-26dB(Hz)	Fh-26dB(Hz)	OBW(Hz)	Fl-OBW(Hz)	Fh-OBW(Hz)	Limit(Hz)	Port
35.25M	5.68975G	5.725G	33.771M	5.691098G	5.724869G	Inf	1
34.95M	5.69005G	5.725G	33.658M	5.691136G	5.724794G	Inf	2
35.1M	5.6899G	5.725G	33.771M	5.691098G	5.724869G	Inf	3
35.1M	5.6899G	5.725G	33.846M	5.691061G	5.724906G	Inf	4

802.11ax HEW40-BF_Nss1,(MCS0)_4TX

EBW

5710MHz Straddle 5.725-5.85GHz

21/07/2020

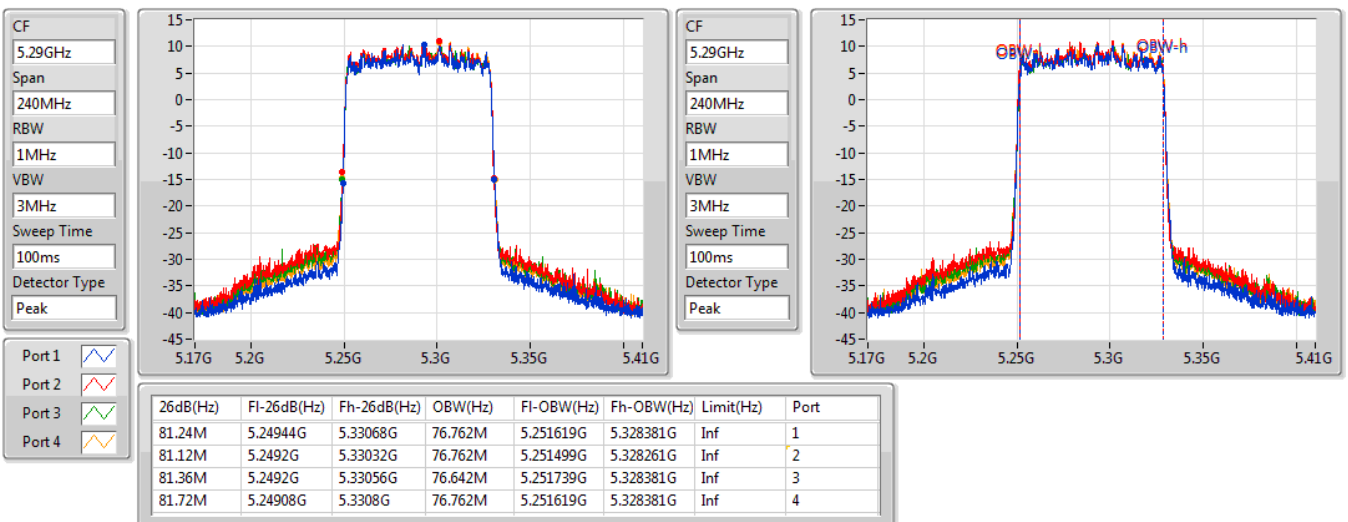


802.11ax HEW80-BF_Nss1,(MCS0)_4TX

EBW

5290MHz

21/07/2020



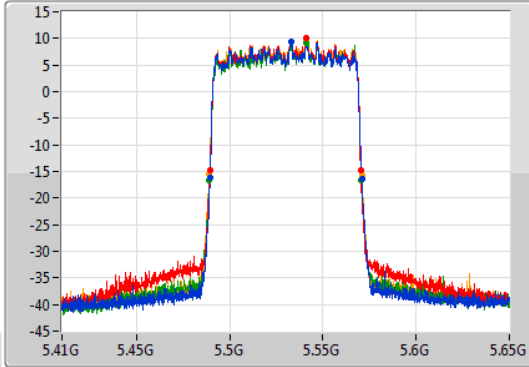
802.11ax HEW80-BF_Nss1,(MCS0)_4TX

EBW

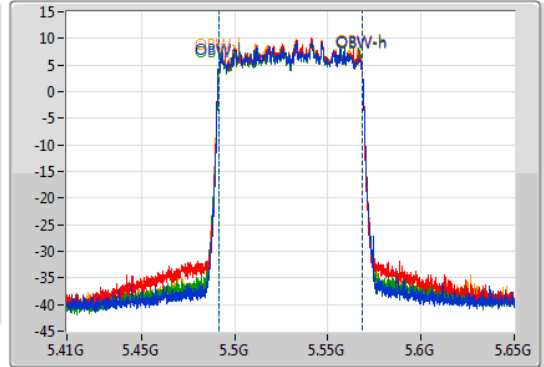
5530MHz

21/07/2020

CF
5.53GHz
Span
240MHz
RBW
1MHz
VBW
3MHz
Sweep Time
100ms
Detector Type
Peak



CF
5.53GHz
Span
240MHz
RBW
1MHz
VBW
3MHz
Sweep Time
100ms
Detector Type
Peak



Port 1
Port 2
Port 3
Port 4

26dB(Hz)	Fl-26dB(Hz)	Fh-26dB(Hz)	OBW(Hz)	Fl-OBW(Hz)	Fh-OBW(Hz)	Limit(Hz)	Port
81.36M	5.48944G	5.5708G	76.882M	5.491499G	5.568381G	Inf	1
81M	5.48932G	5.57032G	76.882M	5.491499G	5.568381G	Inf	2
81.6M	5.48908G	5.57068G	76.642M	5.491739G	5.568381G	Inf	3
81.72M	5.48908G	5.5708G	76.882M	5.491499G	5.568381G	Inf	4

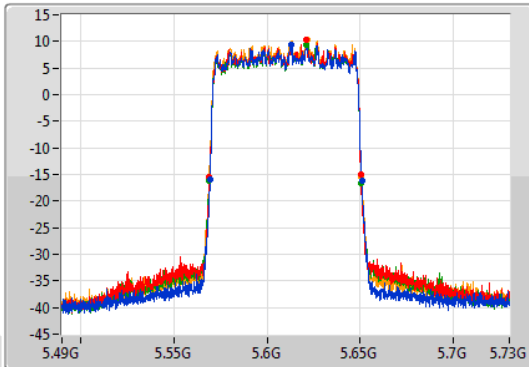
802.11ax HEW80-BF_Nss1,(MCS0)_4TX

EBW

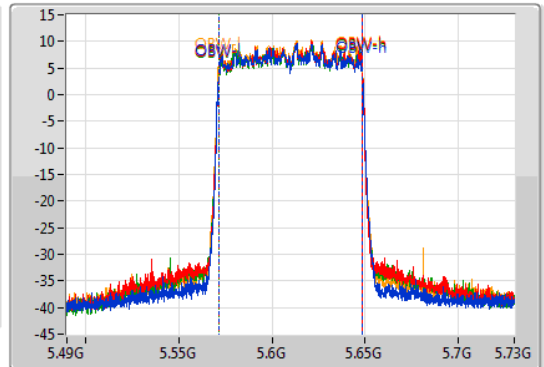
5610MHz

21/07/2020

CF
5.61GHz
Span
240MHz
RBW
1MHz
VBW
3MHz
Sweep Time
100ms
Detector Type
Peak



CF
5.61GHz
Span
240MHz
RBW
1MHz
VBW
3MHz
Sweep Time
100ms
Detector Type
Peak



Port 1
Port 2
Port 3
Port 4

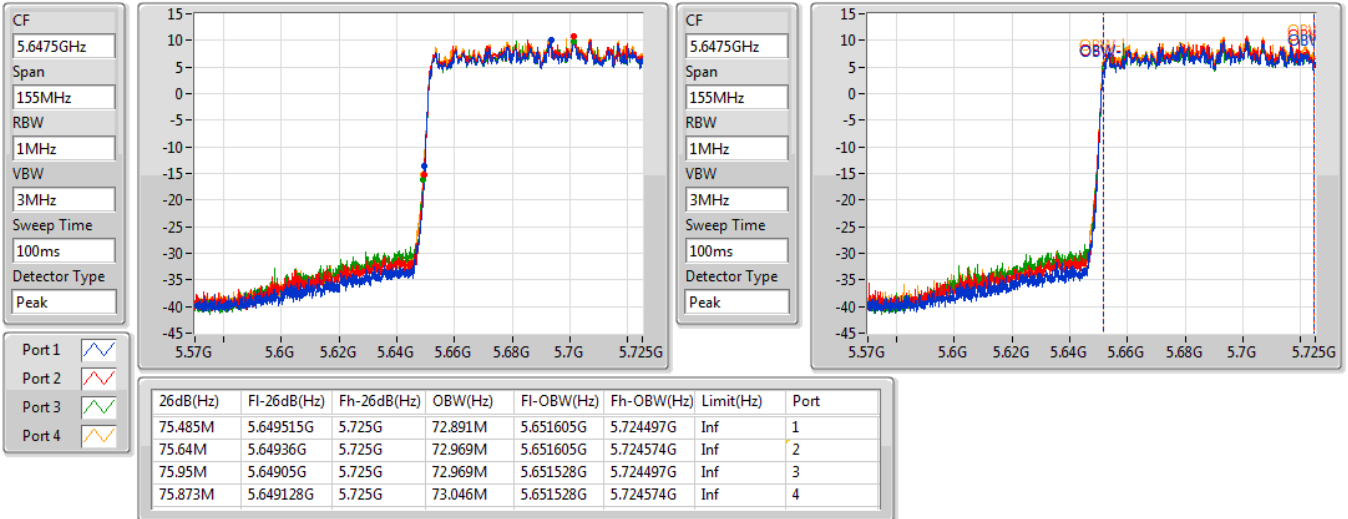
26dB(Hz)	Fl-26dB(Hz)	Fh-26dB(Hz)	OBW(Hz)	Fl-OBW(Hz)	Fh-OBW(Hz)	Limit(Hz)	Port
81.36M	5.56944G	5.6508G	76.762M	5.571619G	5.648381G	Inf	1
81.12M	5.5692G	5.65032G	76.762M	5.571619G	5.648381G	Inf	2
81.6M	5.56908G	5.65068G	76.762M	5.571619G	5.648381G	Inf	3
81.72M	5.56896G	5.65068G	76.882M	5.571499G	5.648381G	Inf	4

802.11ax HEW80-BF_Nss1,(MCS0)_4TX

EBW

5690MHz Straddle 5.47-5.725GHz

21/07/2020

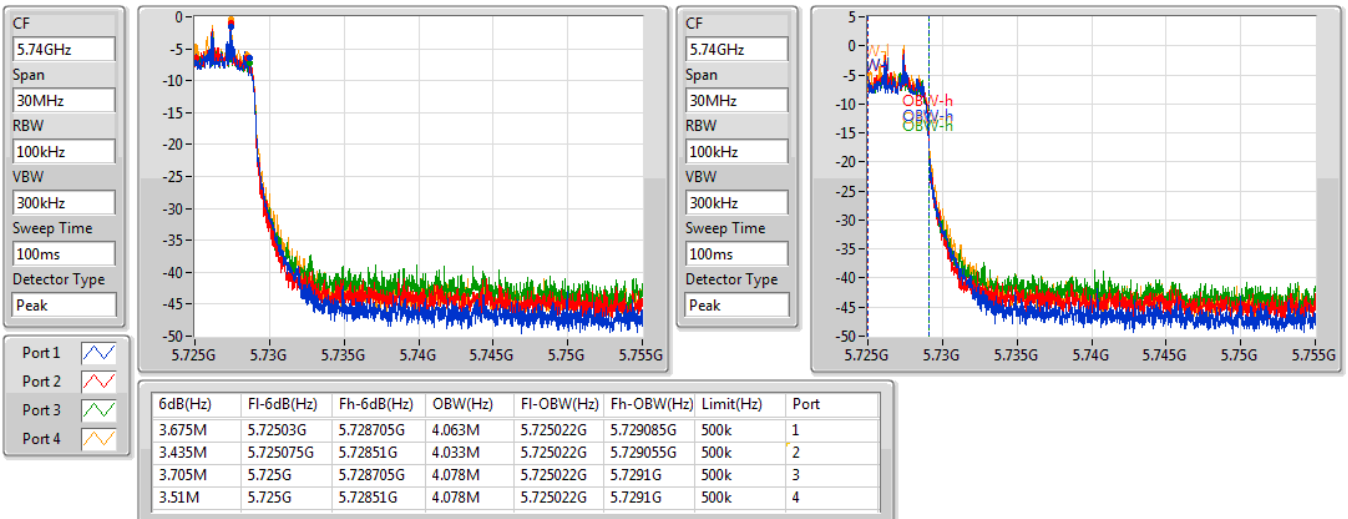


802.11ax HEW80-BF_Nss1,(MCS0)_4TX

EBW

5690MHz Straddle 5.725-5.85GHz

21/07/2020

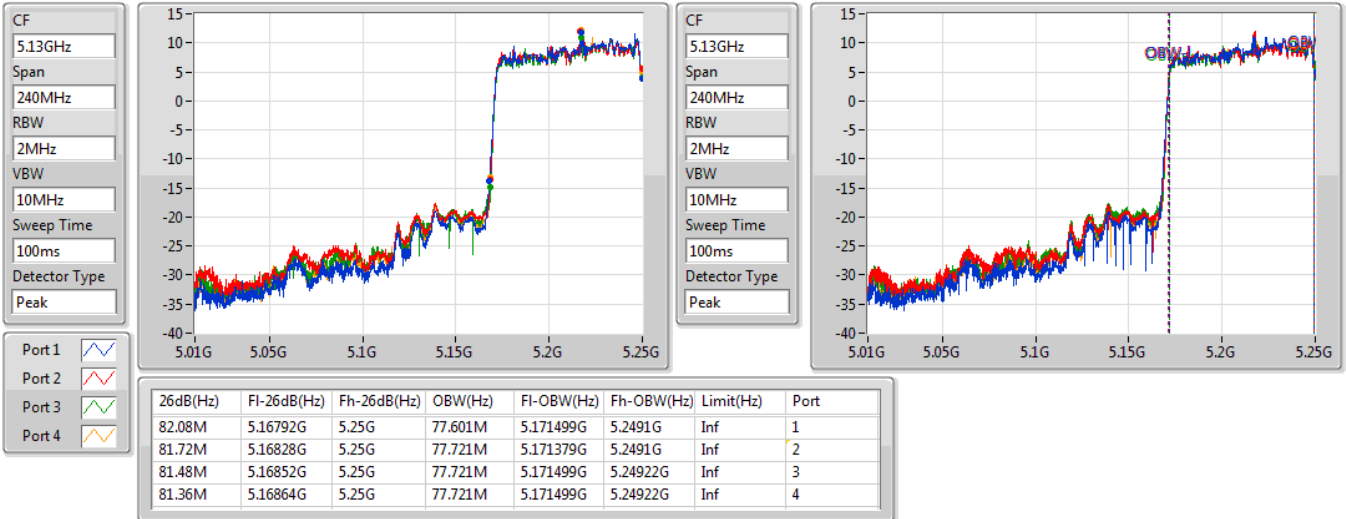


802.11ax HEW160-BF_Nss1,(MCS0)_4TX

EBW

5250MHz Straddle 5.15-5.25GHz

21/07/2020

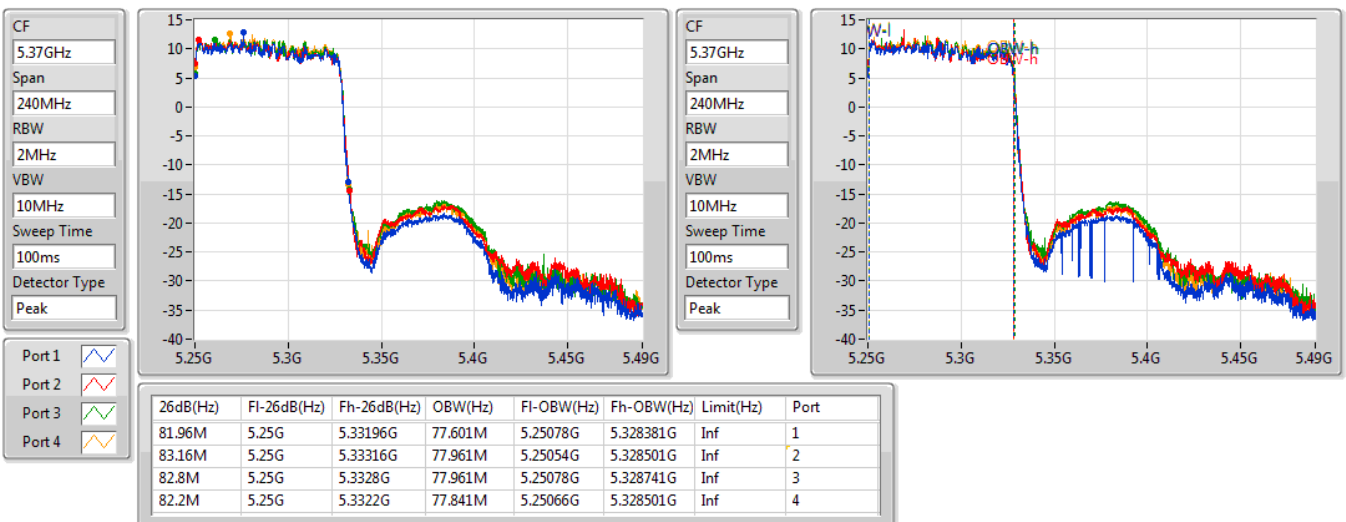


802.11ax HEW160-BF_Nss1,(MCS0)_4TX

EBW

5250MHz Straddle 5.25-5.35GHz

21/07/2020



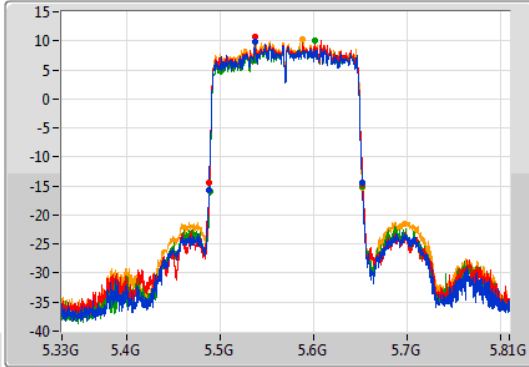
802.11ax HEW160-BF_Nss1,(MCS0)_4TX

EBW

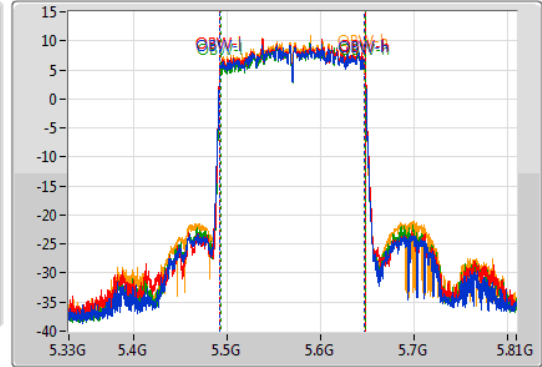
5570MHz

21/07/2020

CF
5.57GHz
Span
480MHz
RBW
2MHz
VBW
10MHz
Sweep Time
100ms
Detector Type
Peak



CF
5.57GHz
Span
480MHz
RBW
2MHz
VBW
10MHz
Sweep Time
100ms
Detector Type
Peak



Port 1
Port 2
Port 3
Port 4

26dB(Hz)	Fl-26dB(Hz)	Fh-26dB(Hz)	OBW(Hz)	Fl-OBW(Hz)	Fh-OBW(Hz)	Limit(Hz)	Port
164.64M	5.48768G	5.65232G	155.202M	5.492279G	5.647481G	Inf	1
164.4M	5.4884G	5.6528G	155.442M	5.492279G	5.647721G	Inf	2
163.68M	5.48864G	5.65232G	155.202M	5.492519G	5.647721G	Inf	3
163.92M	5.4884G	5.65232G	155.202M	5.492279G	5.647481G	Inf	4



For non-beamforming function:

Summary

Mode	Total Power (dBm)	Total Power (W)
5.15-5.25GHz	-	-
802.11ax HEW160_Nss1,(MCS0)_4TX	24.45	0.27861
5.25-5.35GHz	-	-
802.11a_Nss1,(6Mbps)_4TX	23.86	0.24322
802.11ax HEW20_Nss1,(MCS0)_4TX	23.96	0.24889
802.11ax HEW40_Nss1,(MCS0)_4TX	23.82	0.24099
802.11ax HEW80_Nss1,(MCS0)_4TX	23.93	0.24717
802.11ax HEW160_Nss1,(MCS0)_4TX	23.92	0.24660
5.47-5.725GHz	-	-
802.11a_Nss1,(6Mbps)_4TX	23.06	0.20230
802.11ax HEW20_Nss1,(MCS0)_4TX	23.84	0.24210
802.11ax HEW40_Nss1,(MCS0)_4TX	23.95	0.24831
802.11ax HEW80_Nss1,(MCS0)_4TX	23.88	0.24434
802.11ax HEW160_Nss1,(MCS0)_4TX	23.89	0.24491
5.725-5.85GHz	-	-
802.11a_Nss1,(6Mbps)_4TX	16.01	0.03990
802.11ax HEW20_Nss1,(MCS0)_4TX	17.12	0.05152
802.11ax HEW40_Nss1,(MCS0)_4TX	13.71	0.02350
802.11ax HEW80_Nss1,(MCS0)_4TX	10.07	0.01016

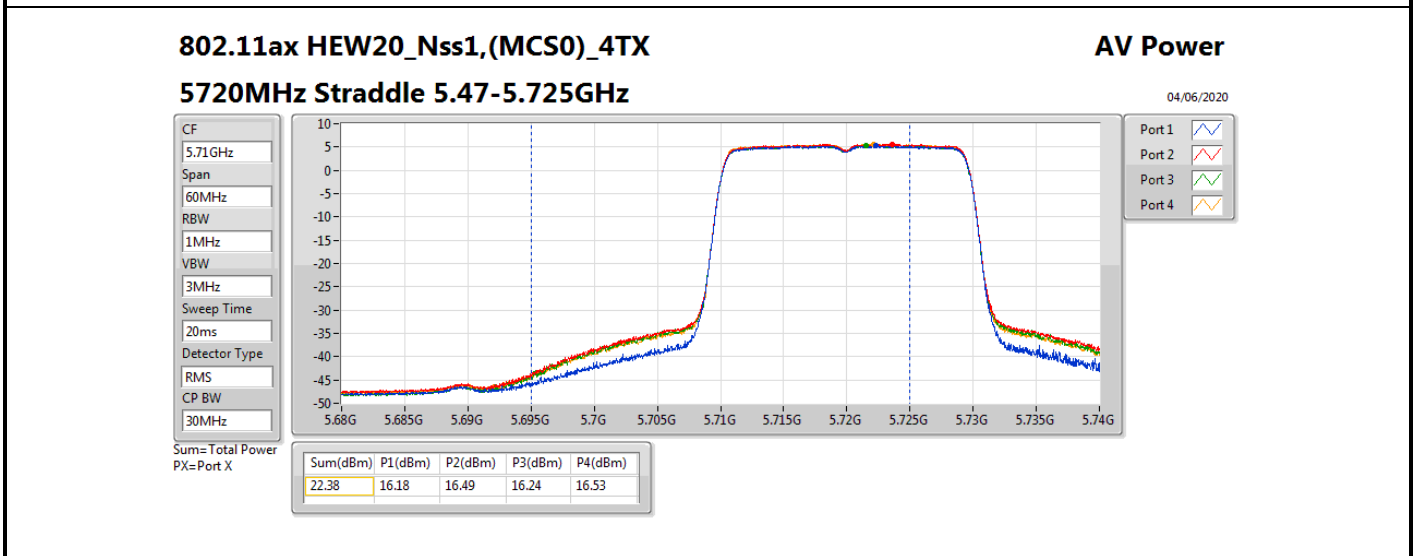
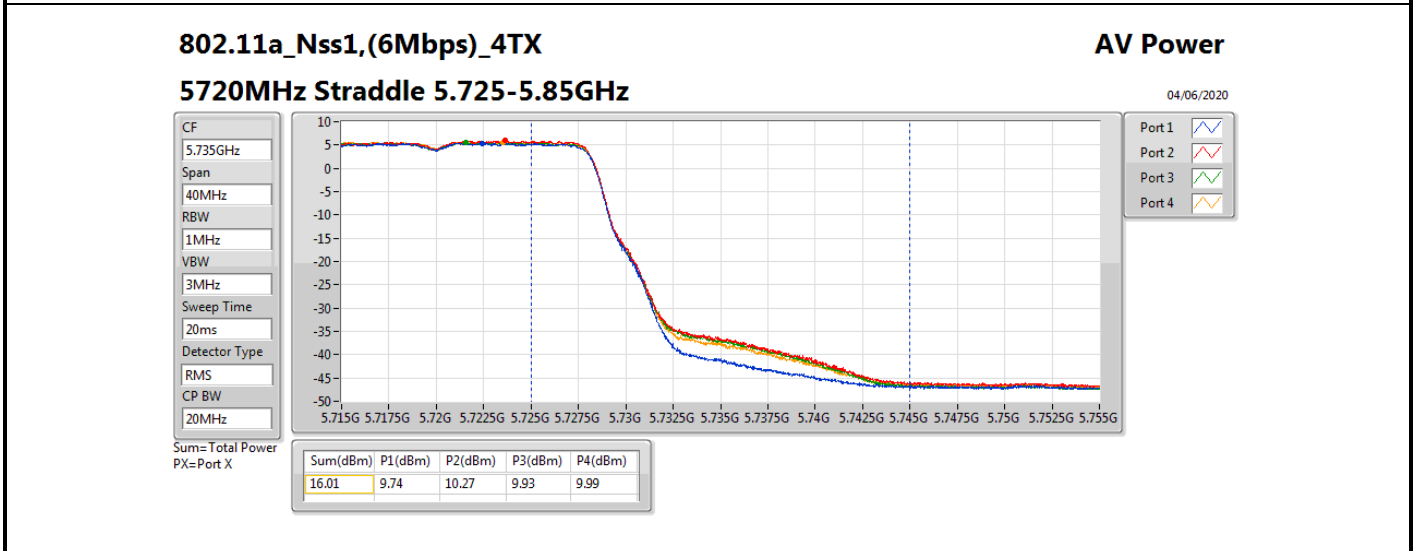
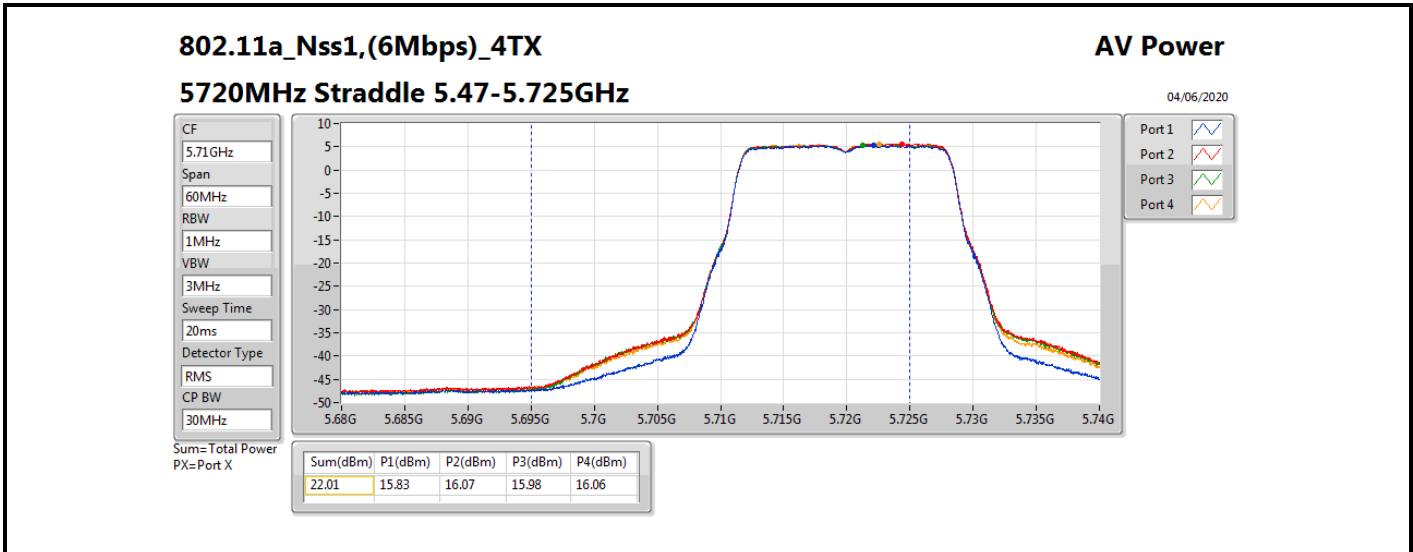


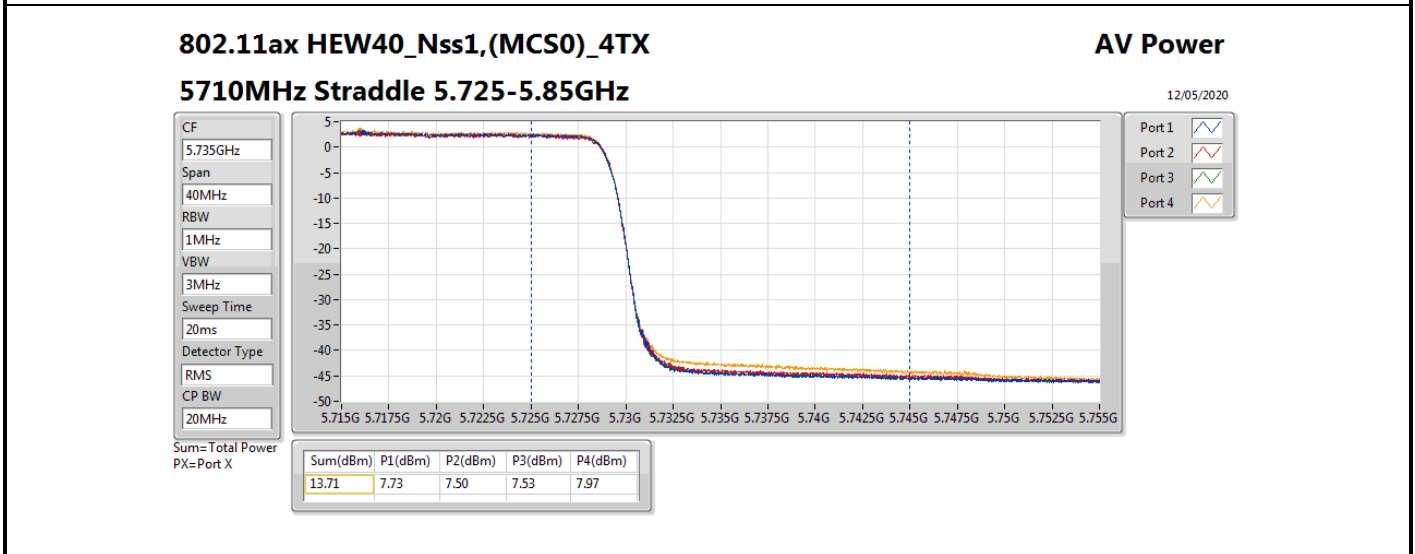
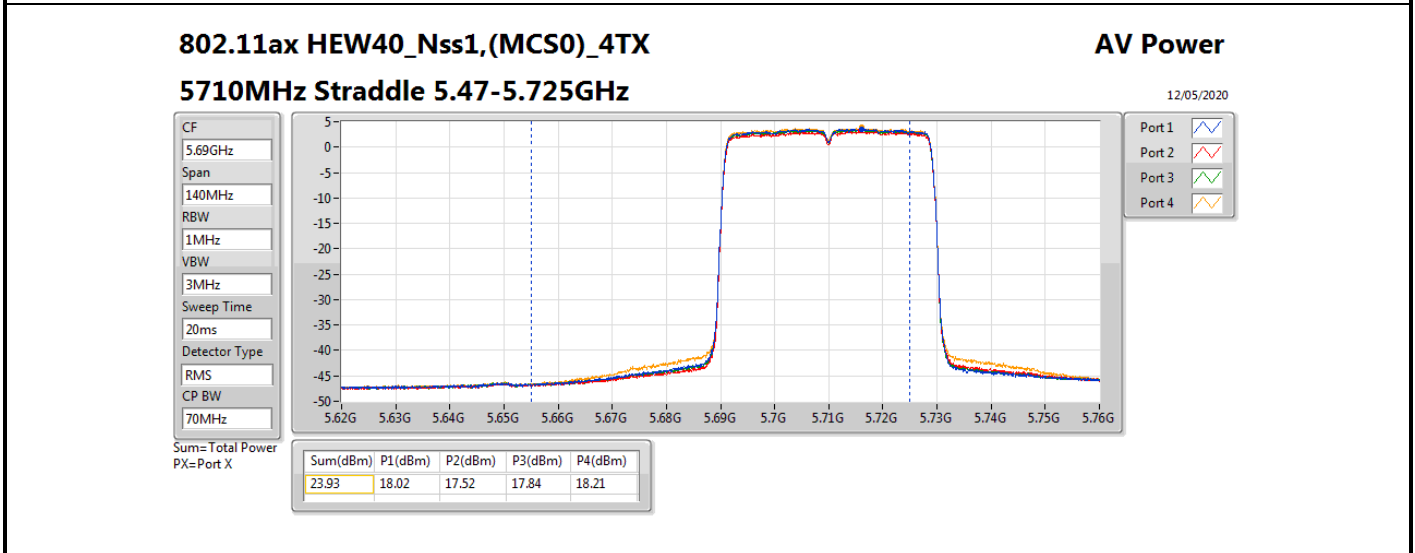
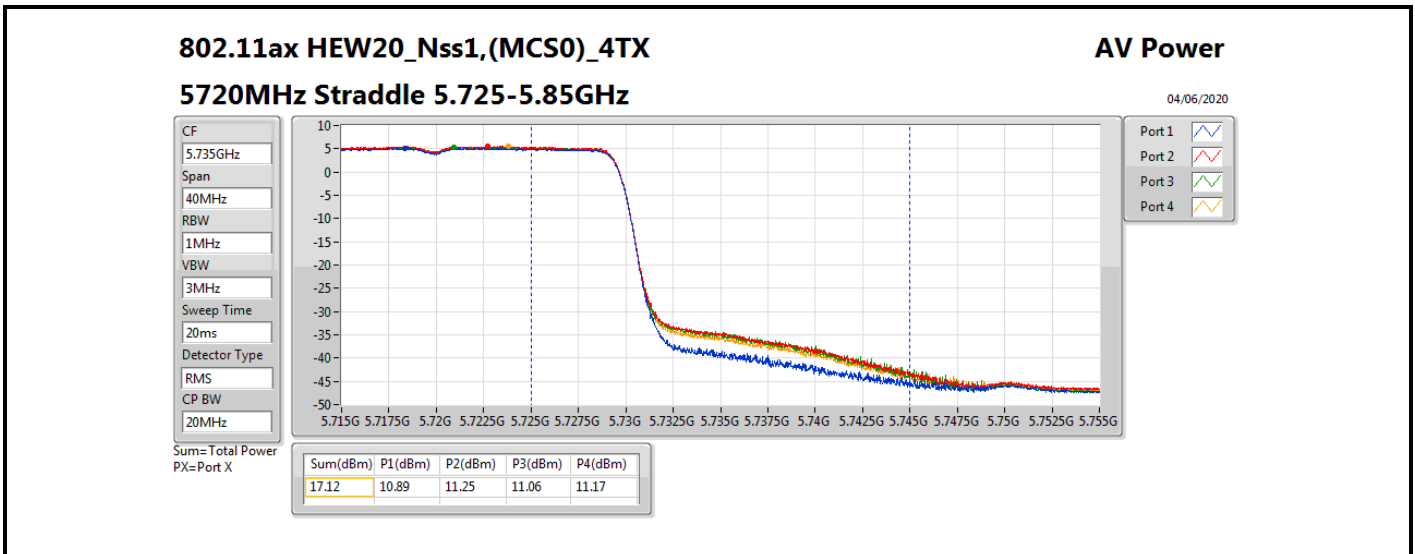
Average Power Result

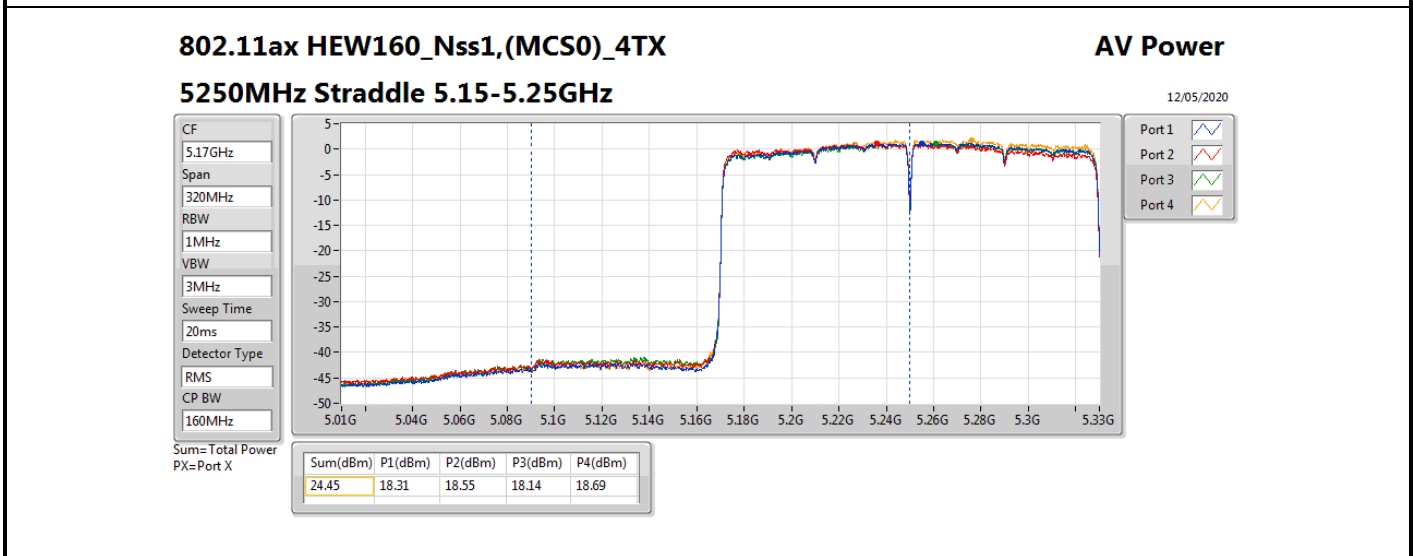
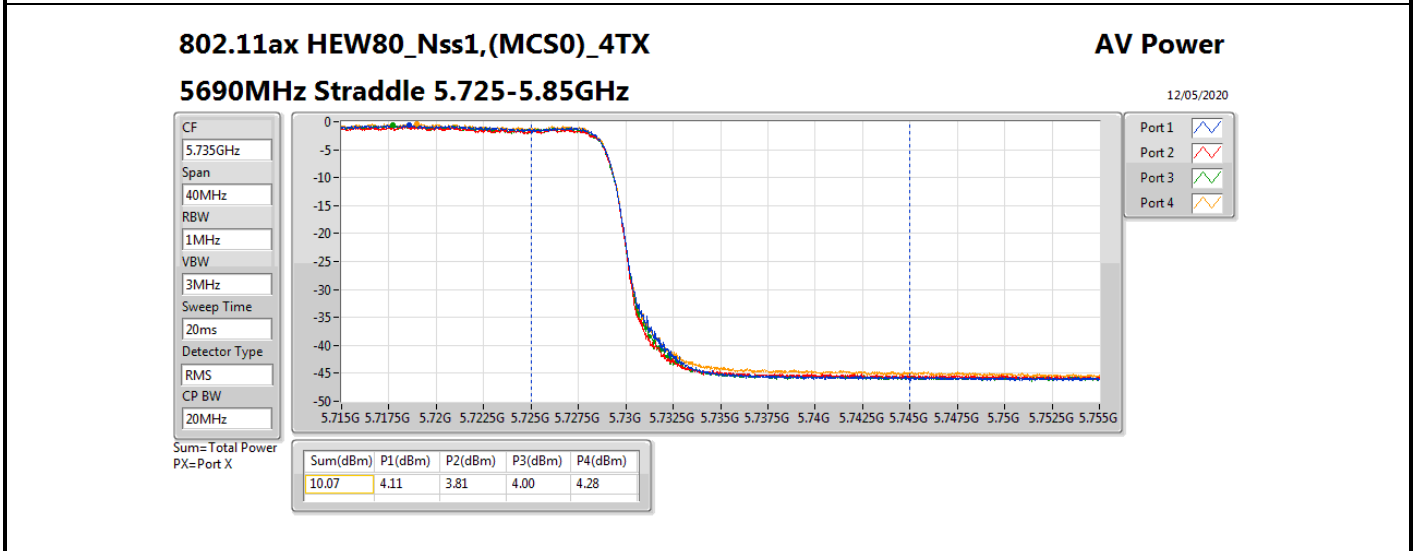
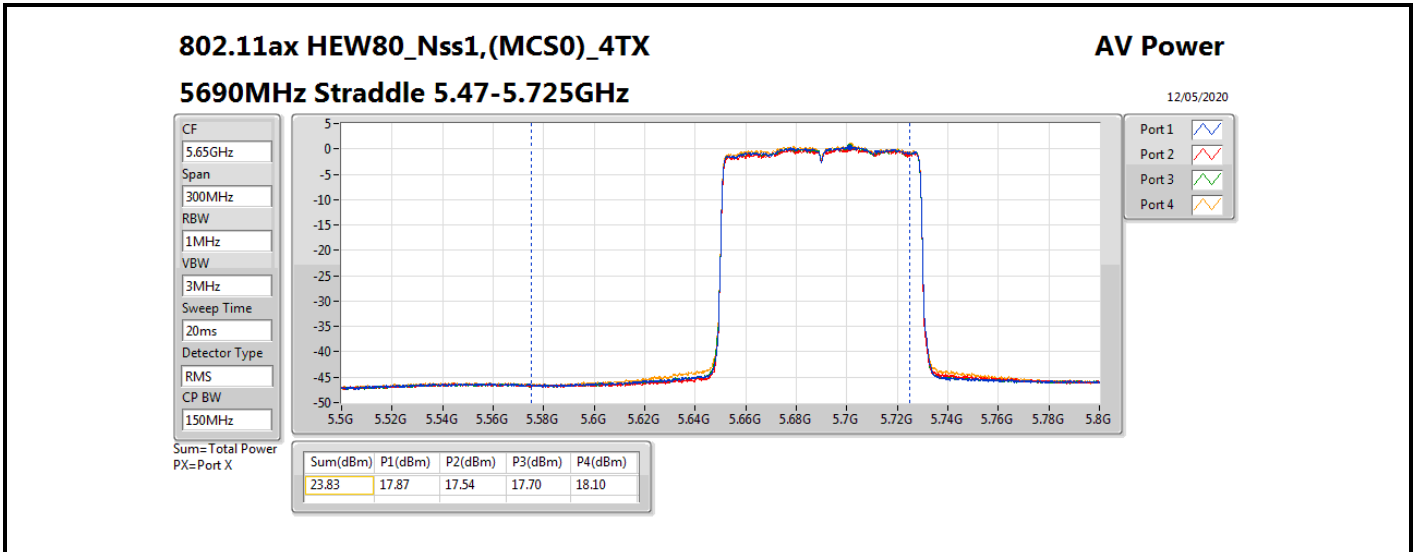
Result

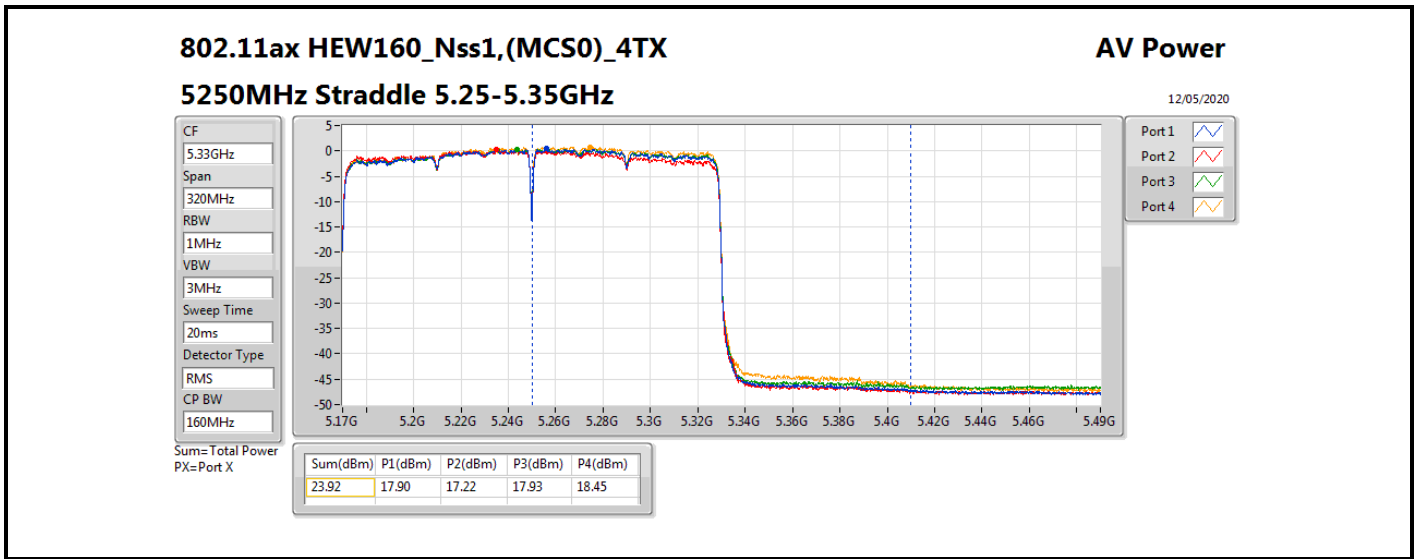
Mode	Result	DG (dBi)	Port 1 (dBm)	Port 2 (dBm)	Port 3 (dBm)	Port 4 (dBm)	Total Power (dBm)	Power Limit (dBm)
802.11a_Nss1,(6Mbps)_4TX	-	-	-	-	-	-	-	-
5260MHz	Pass	3.35	17.44	18.07	17.68	17.84	23.78	23.98
5300MHz	Pass	3.35	17.01	17.52	17.46	17.79	23.47	23.98
5320MHz	Pass	3.35	17.59	17.92	17.93	17.91	23.86	23.98
5500MHz	Pass	4.18	16.47	17.27	16.99	17.37	23.06	23.98
5580MHz	Pass	4.18	16.71	17.21	16.82	17.39	23.06	23.98
5700MHz	Pass	4.18	16.87	17.37	16.45	17.22	23.01	23.98
5720MHz Straddle 5.47-5.725GHz	Pass	4.18	15.83	16.07	15.98	16.06	22.01	22.93
5720MHz Straddle 5.725-5.85GHz	Pass	4.64	9.74	10.27	9.93	9.99	16.01	30.00
802.11ax HEW20_Nss1,(MCS0)_4TX	-	-	-	-	-	-	-	-
5260MHz	Pass	3.35	17.54	18.22	17.90	18.07	23.96	23.98
5300MHz	Pass	3.35	17.48	17.80	17.58	17.85	23.70	23.98
5320MHz	Pass	3.35	17.49	17.97	17.86	17.96	23.84	23.98
5500MHz	Pass	4.18	17.26	18.00	17.58	18.11	23.77	23.98
5580MHz	Pass	4.18	16.85	17.84	17.82	17.84	23.63	23.98
5700MHz	Pass	4.18	17.45	18.08	17.68	18.04	23.84	23.98
5720MHz Straddle 5.47-5.725GHz	Pass	4.18	16.18	16.49	16.24	16.53	22.38	22.96
5720MHz Straddle 5.725-5.85GHz	Pass	4.64	10.89	11.25	11.06	11.17	17.12	30.00
802.11ax HEW40_Nss1,(MCS0)_4TX	-	-	-	-	-	-	-	-
5270MHz	Pass	3.35	17.61	18.08	17.67	17.83	23.82	23.98
5310MHz	Pass	3.35	17.66	18.00	17.66	17.72	23.78	23.98
5510MHz	Pass	4.18	18.04	17.60	17.82	18.05	23.90	23.98
5550MHz	Pass	4.18	18.11	17.87	17.62	18.11	23.95	23.98
5670MHz	Pass	4.18	17.97	17.55	17.70	18.10	23.86	23.98
5710MHz Straddle 5.47-5.725GHz	Pass	4.18	18.02	17.52	17.84	18.21	23.93	23.98
5710MHz Straddle 5.725-5.85GHz	Pass	4.64	7.73	7.50	7.53	7.97	13.71	30.00
802.11ax HEW80_Nss1,(MCS0)_4TX	-	-	-	-	-	-	-	-
5290MHz	Pass	3.35	17.74	18.12	17.79	17.97	23.93	23.98
5530MHz	Pass	4.18	17.77	17.76	17.80	18.00	23.85	23.98
5610MHz	Pass	4.18	18.06	17.56	17.75	18.03	23.88	23.98
5690MHz Straddle 5.47-5.725GHz	Pass	4.18	17.87	17.54	17.70	18.10	23.83	23.98
5690MHz Straddle 5.725-5.85GHz	Pass	4.64	4.11	3.81	4.00	4.28	10.07	30.00
802.11ax HEW160_Nss1,(MCS0)_4TX	-	-	-	-	-	-	-	-
5250MHz Straddle 5.15-5.25GHz	Pass	3.42	18.31	18.55	18.14	18.69	24.45	30.00
5250MHz Straddle 5.25-5.35GHz	Pass	3.35	17.90	17.22	17.93	18.45	23.92	23.98
5570MHz	Pass	4.18	17.95	17.68	17.75	18.08	23.89	23.98

DG = Directional Gain; Port X = Port X output power











For beamforming function:

Summary

Mode	Total Power (dBm)	Total Power (W)
5.15-5.25GHz	-	-
802.11ax HEW160-BF_Nss1,(MCS0)_4TX	20.58	0.11429
5.25-5.35GHz	-	-
802.11ax HEW20-BF_Nss1,(MCS0)_4TX	23.57	0.22751
802.11ax HEW40-BF_Nss1,(MCS0)_4TX	23.63	0.23067
802.11ax HEW80-BF_Nss1,(MCS0)_4TX	23.63	0.23067
802.11ax HEW160-BF_Nss1,(MCS0)_4TX	22.12	0.16293
5.47-5.725GHz	-	-
802.11ax HEW20-BF_Nss1,(MCS0)_4TX	22.86	0.19320
802.11ax HEW40-BF_Nss1,(MCS0)_4TX	22.93	0.19634
802.11ax HEW80-BF_Nss1,(MCS0)_4TX	22.97	0.19815
802.11ax HEW160-BF_Nss1,(MCS0)_4TX	23.04	0.20137
5.725-5.85GHz	-	-
802.11ax HEW20-BF_Nss1,(MCS0)_4TX	16.73	0.04710
802.11ax HEW40-BF_Nss1,(MCS0)_4TX	13.30	0.02138
802.11ax HEW80-BF_Nss1,(MCS0)_4TX	9.76	0.00946



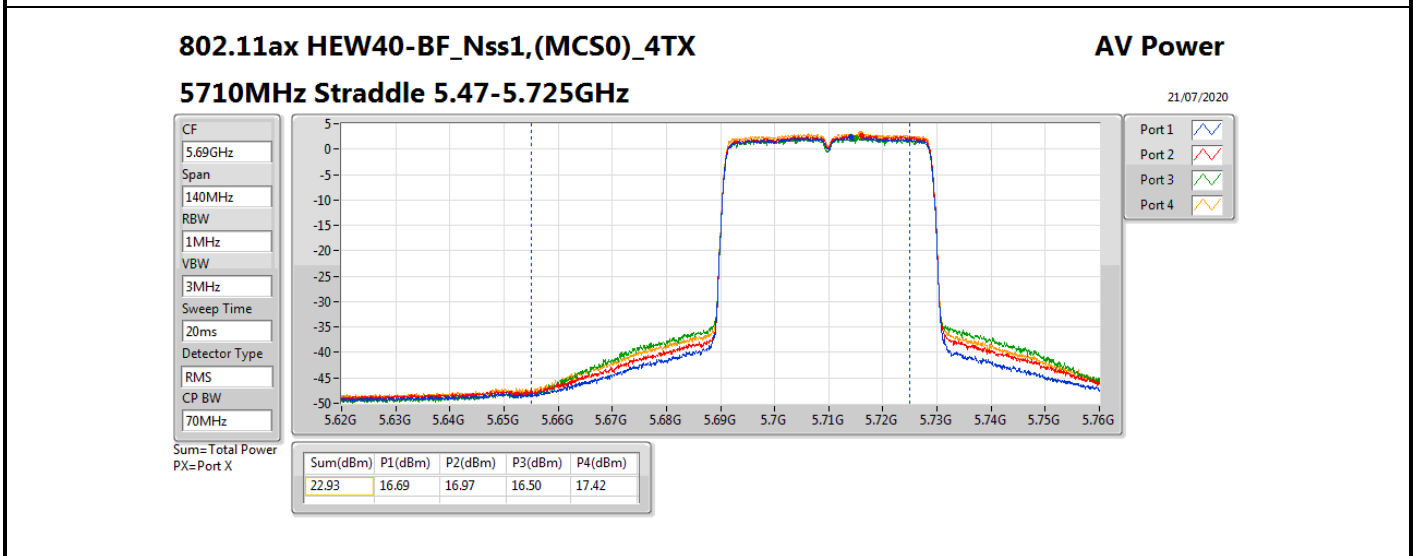
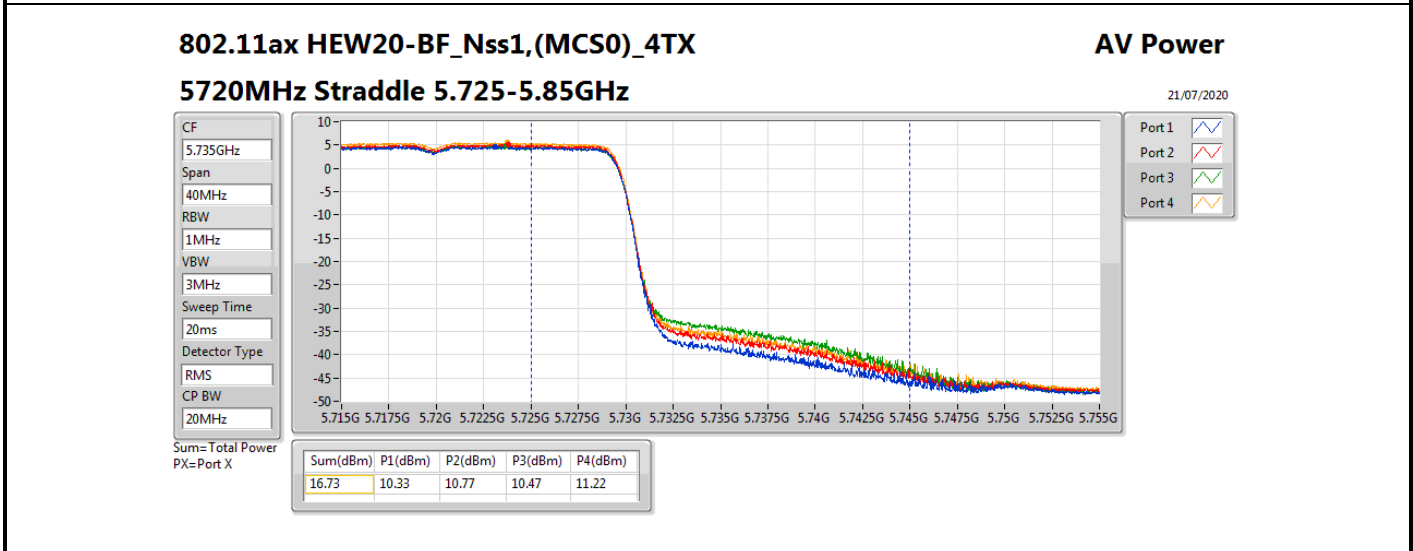
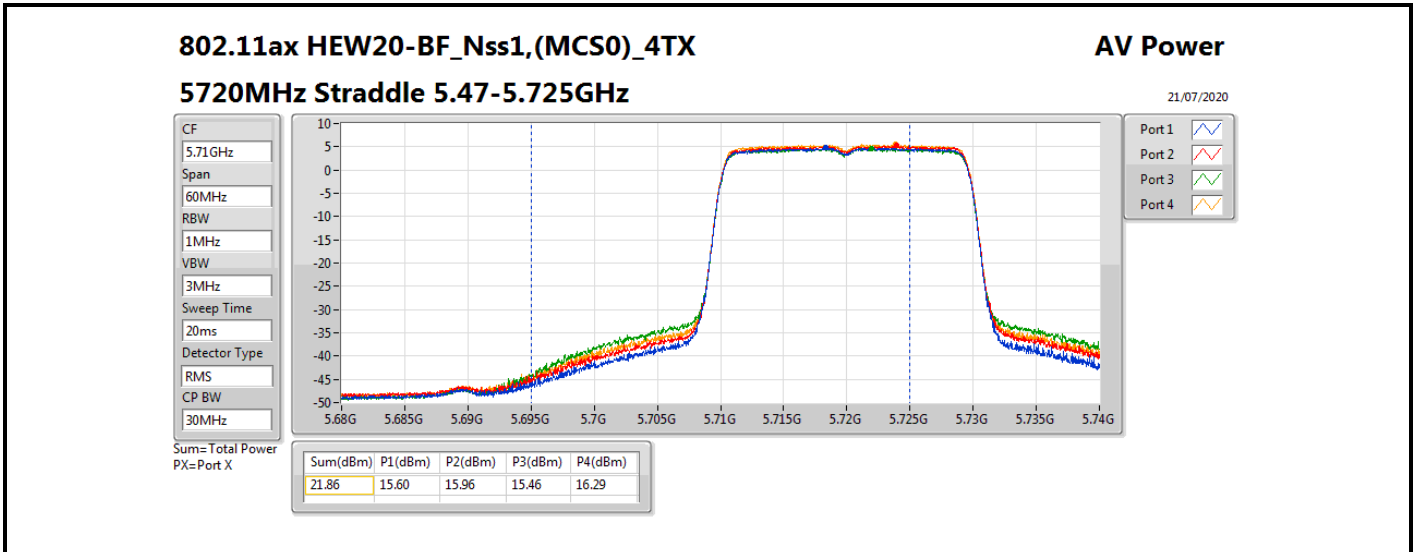
Average Power Result

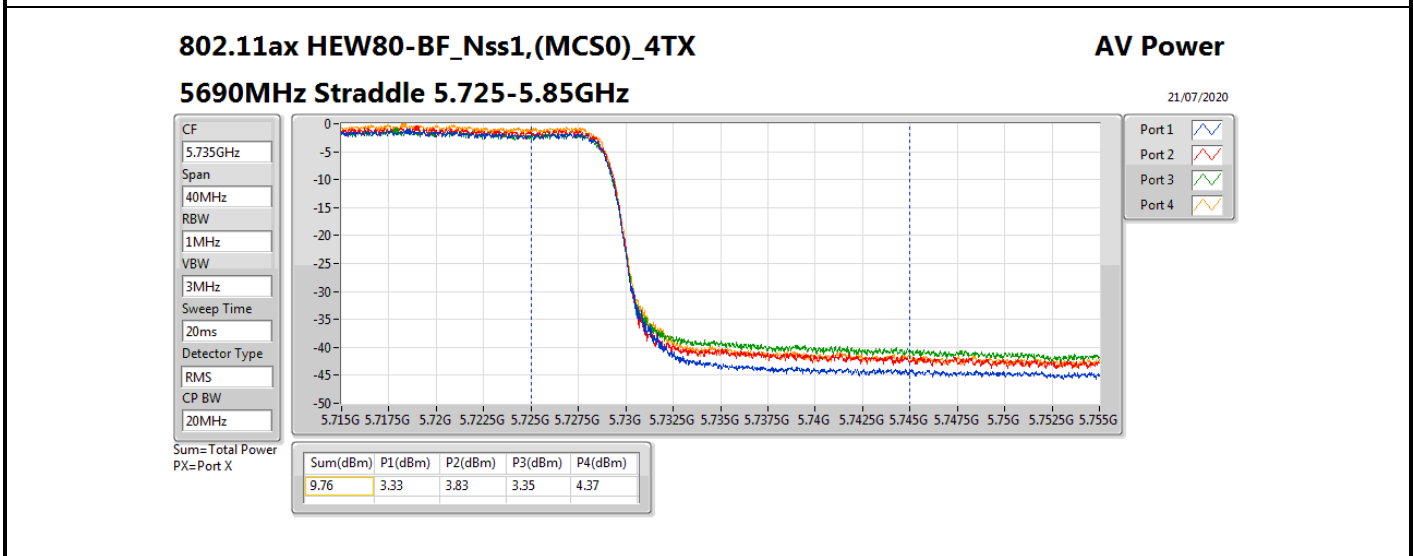
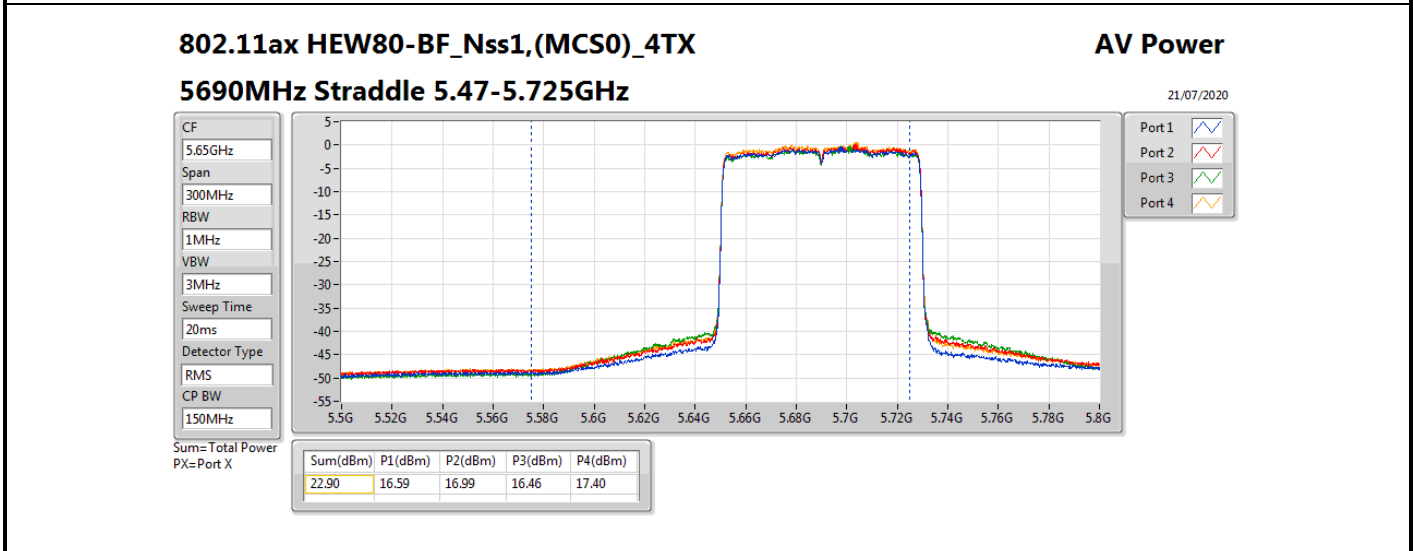
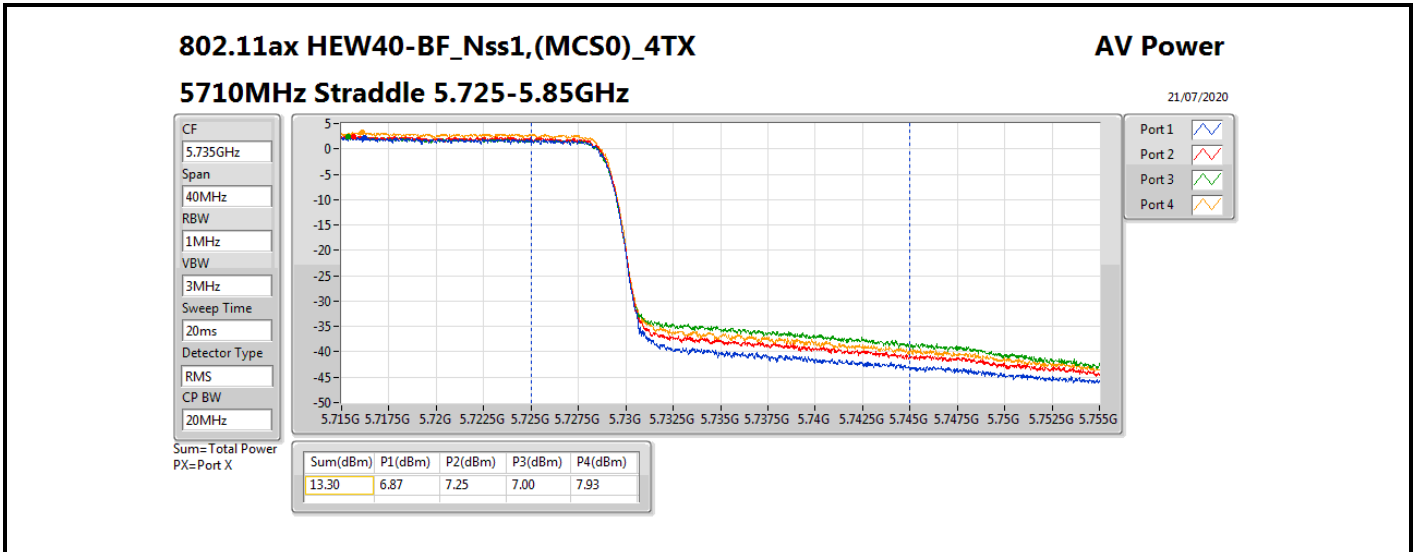
Appendix B

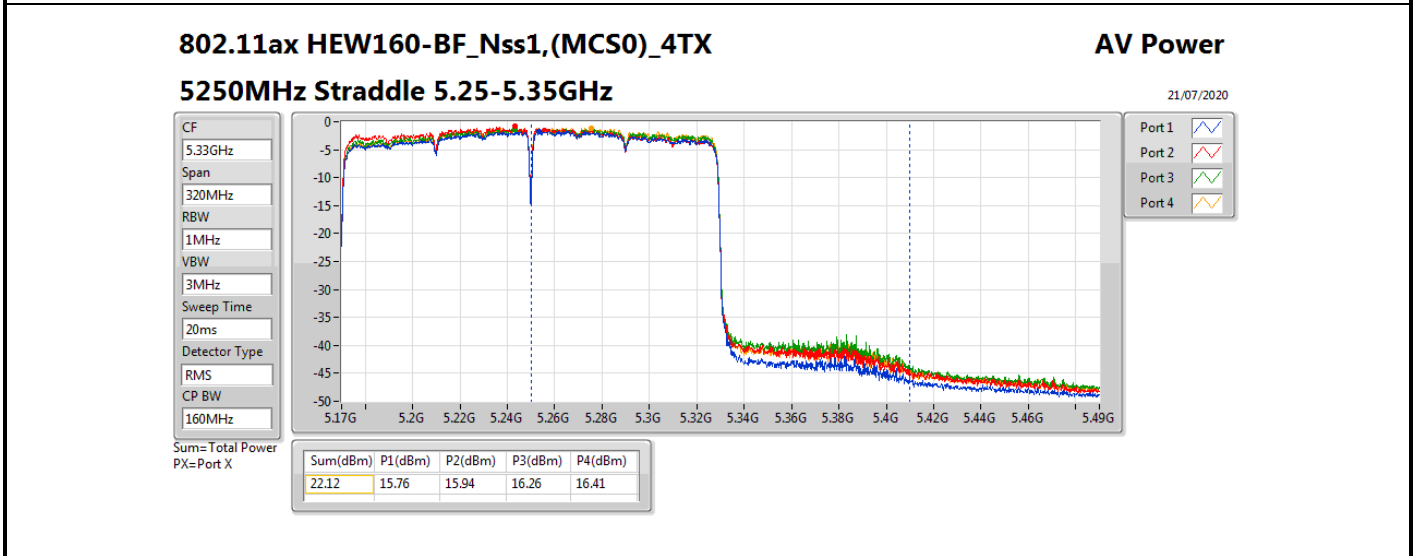
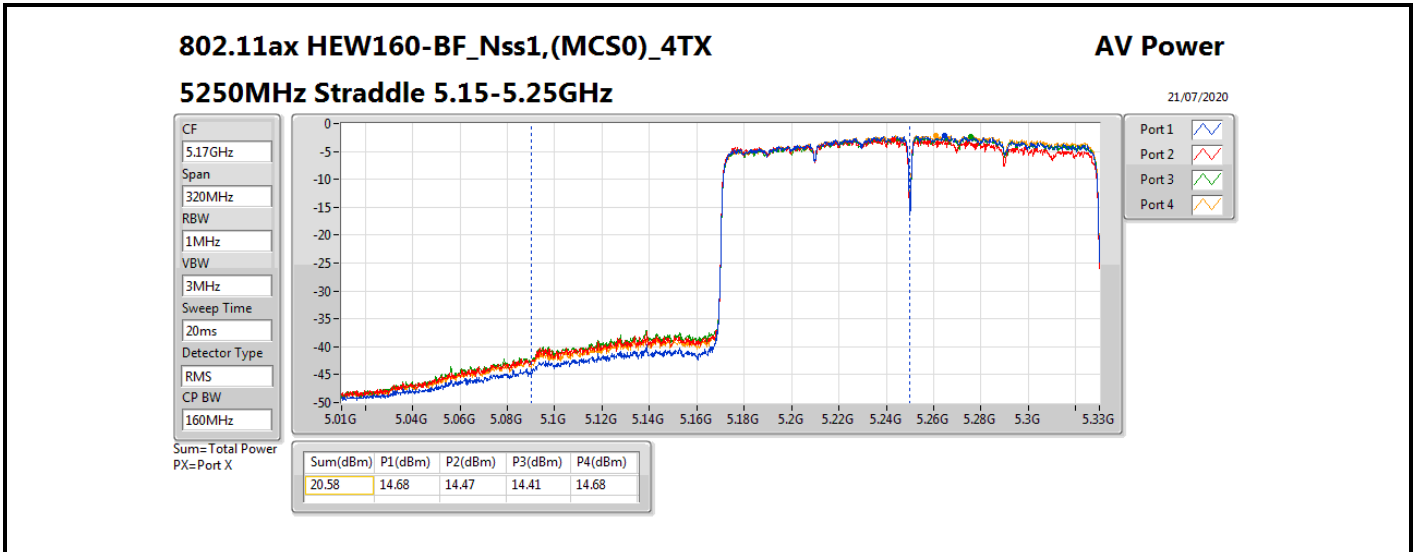
Result

Mode	Result	DG (dBi)	Port 1 (dBm)	Port 2 (dBm)	Port 3 (dBm)	Port 4 (dBm)	Total Power (dBm)	Power Limit (dBm)
802.11ax HEW20-BF_Nss1,(MCS0)_4TX	-	-	-	-	-	-	-	-
5260MHz	Pass	6.24	17.03	17.57	17.54	18.02	23.57	23.74
5300MHz	Pass	6.24	17.24	17.68	17.51	17.72	23.56	23.74
5320MHz	Pass	6.24	17.13	17.57	17.46	17.87	23.54	23.74
5500MHz	Pass	6.92	16.63	16.84	16.46	17.37	22.86	23.06
5580MHz	Pass	6.92	16.56	16.79	16.53	17.39	22.85	23.06
5700MHz	Pass	6.92	16.73	16.90	16.35	17.16	22.82	23.06
5720MHz Straddle 5.47-5.725GHz	Pass	6.92	15.60	15.96	15.46	16.29	21.86	22.02
5720MHz Straddle 5.725-5.85GHz	Pass	7.30	10.33	10.77	10.47	11.22	16.73	28.70
802.11ax HEW40-BF_Nss1,(MCS0)_4TX	-	-	-	-	-	-	-	-
5270MHz	Pass	6.24	17.37	17.64	17.44	17.84	23.60	23.74
5310MHz	Pass	6.24	17.42	17.82	17.42	17.76	23.63	23.74
5510MHz	Pass	6.92	16.69	16.88	16.52	17.15	22.84	23.06
5550MHz	Pass	6.92	16.78	16.81	16.69	17.29	22.92	23.06
5670MHz	Pass	6.92	16.58	16.99	16.53	17.09	22.83	23.06
5710MHz Straddle 5.47-5.725GHz	Pass	6.92	16.69	16.97	16.50	17.42	22.93	23.06
5710MHz Straddle 5.725-5.85GHz	Pass	7.30	6.87	7.25	7.00	7.93	13.30	28.70
802.11ax HEW80-BF_Nss1,(MCS0)_4TX	-	-	-	-	-	-	-	-
5290MHz	Pass	6.24	17.28	17.87	17.40	17.87	23.63	23.74
5530MHz	Pass	6.92	16.37	16.72	16.26	16.66	22.53	23.06
5610MHz	Pass	6.92	16.72	16.94	16.69	17.40	22.97	23.06
5690MHz Straddle 5.47-5.725GHz	Pass	6.92	16.59	16.99	16.46	17.40	22.90	23.06
5690MHz Straddle 5.725-5.85GHz	Pass	7.30	3.33	3.83	3.35	4.37	9.76	28.70
802.11ax HEW160-BF_Nss1,(MCS0)_4TX	-	-	-	-	-	-	-	-
5250MHz Straddle 5.15-5.25GHz	Pass	6.63	14.68	14.47	14.41	14.68	20.58	29.37
5250MHz Straddle 5.25-5.35GHz	Pass	6.24	15.76	15.94	16.26	16.41	22.12	23.74
5570MHz	Pass	6.92	16.82	17.00	16.66	17.56	23.04	23.06

DG = Directional Gain; **Port X** = Port X output power









For non-beamforming function:

Summary

Mode	PD (dBm/RBW)
5.15-5.25GHz	-
802.11ax HEW160_Nss1,(MCS0)_4TX	5.68
5.25-5.35GHz	-
802.11a_Nss1,(6Mbps)_4TX	10.70
802.11ax HEW20_Nss1,(MCS0)_4TX	10.20
802.11ax HEW40_Nss1,(MCS0)_4TX	7.36
802.11ax HEW80_Nss1,(MCS0)_4TX	4.96
802.11ax HEW160_Nss1,(MCS0)_4TX	4.66
5.47-5.725GHz	-
802.11a_Nss1,(6Mbps)_4TX	10.03
802.11ax HEW20_Nss1,(MCS0)_4TX	10.02
802.11ax HEW40_Nss1,(MCS0)_4TX	7.82
802.11ax HEW80_Nss1,(MCS0)_4TX	4.97
802.11ax HEW160_Nss1,(MCS0)_4TX	2.56
5.725-5.85GHz	-
802.11a_Nss1,(6Mbps)_4TX	8.38
802.11ax HEW20_Nss1,(MCS0)_4TX	8.12
802.11ax HEW40_Nss1,(MCS0)_4TX	5.34
802.11ax HEW80_Nss1,(MCS0)_4TX	1.92

RBW = 500 kHz for 5.725-5.85GHz band / 1MHz for other band;

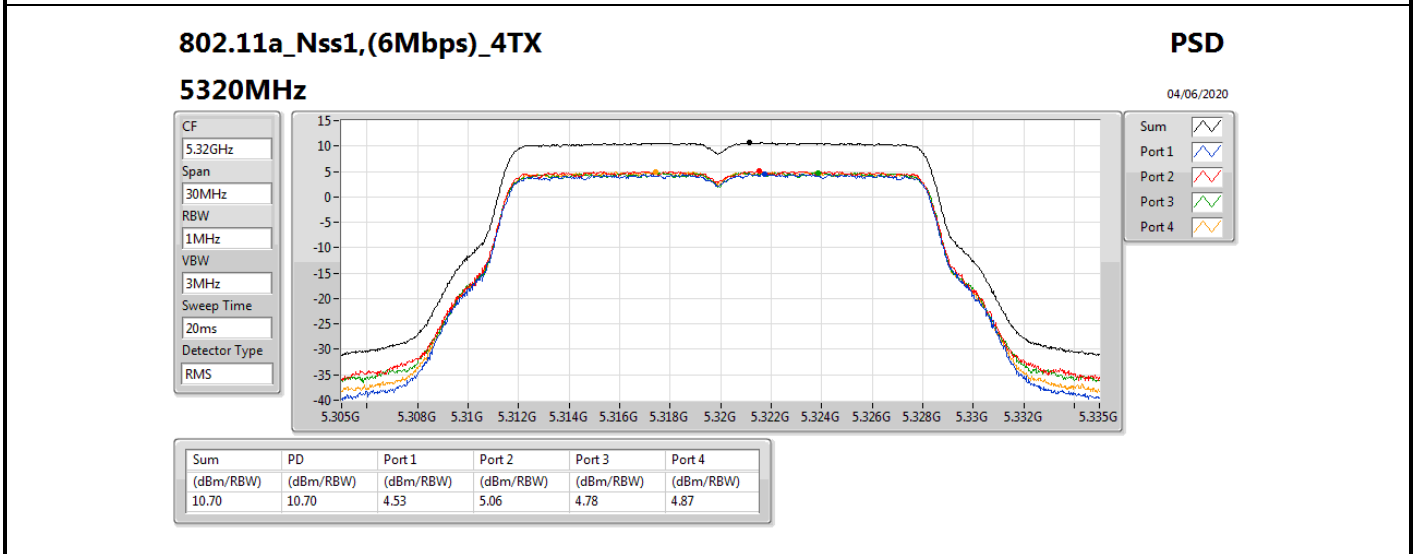
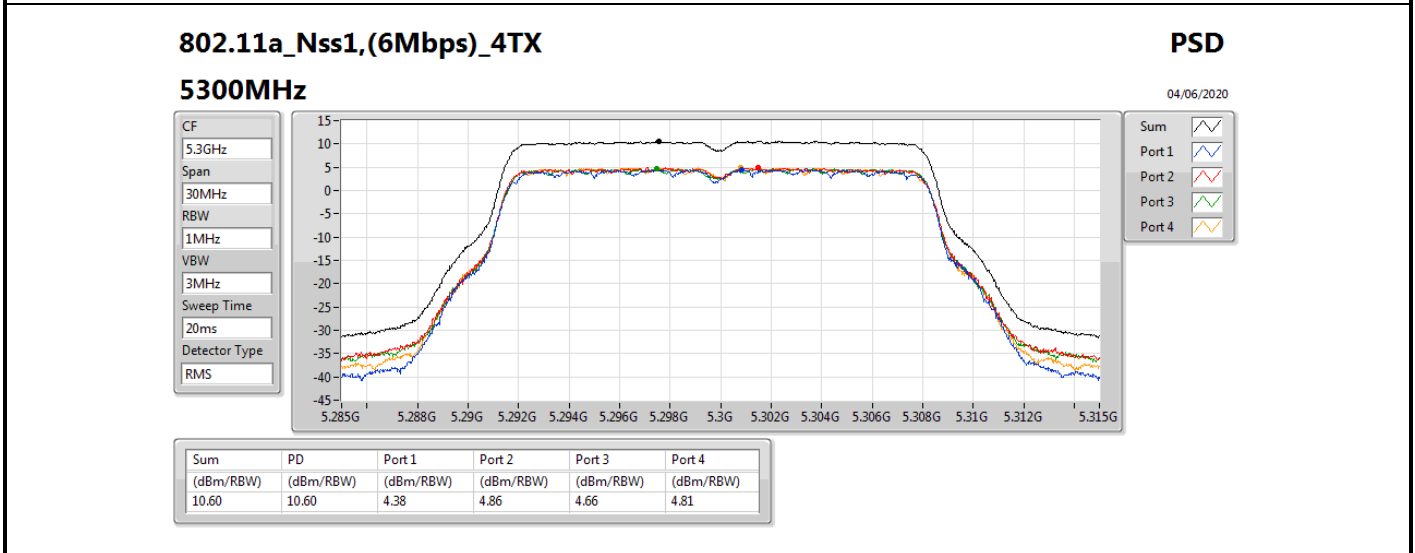
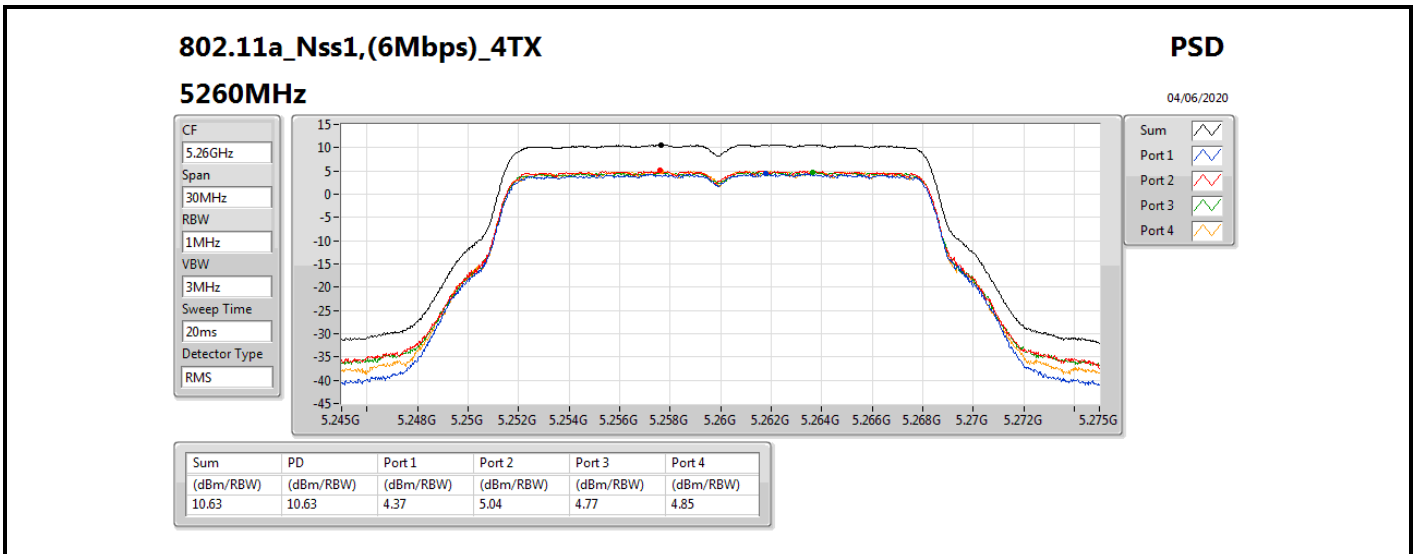


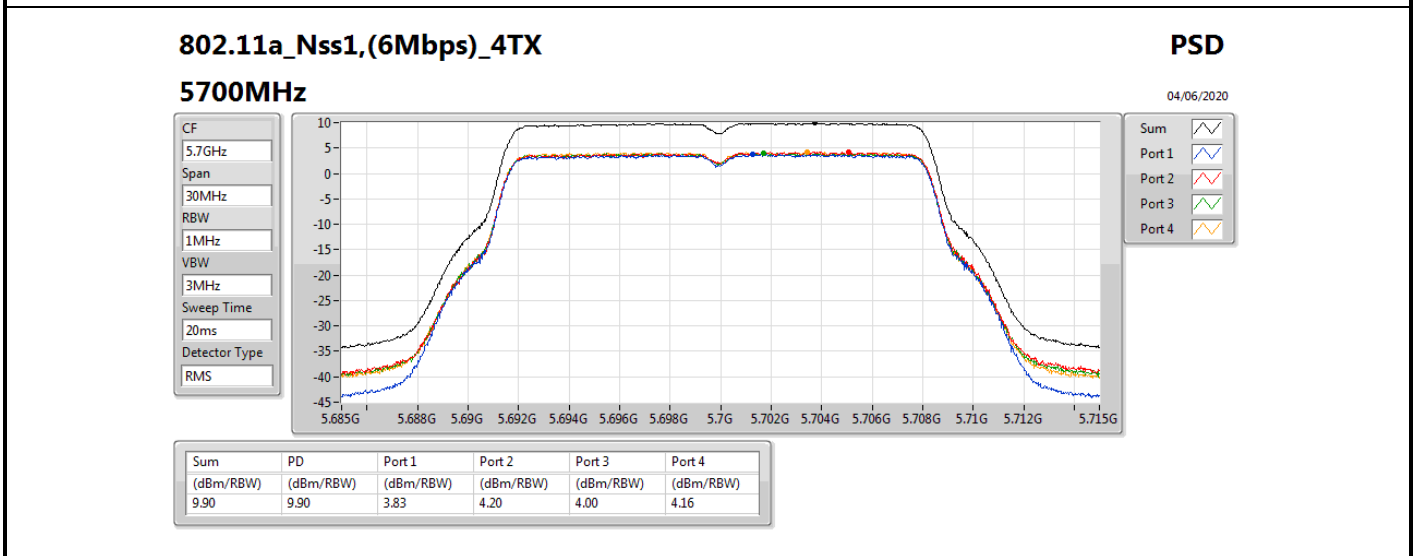
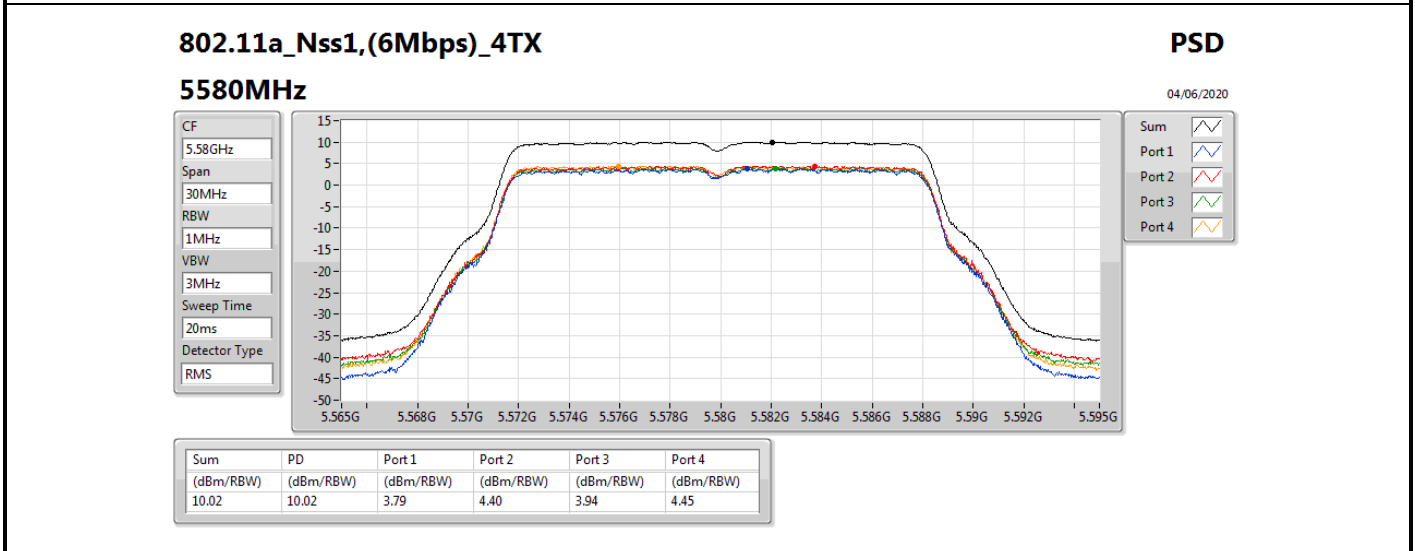
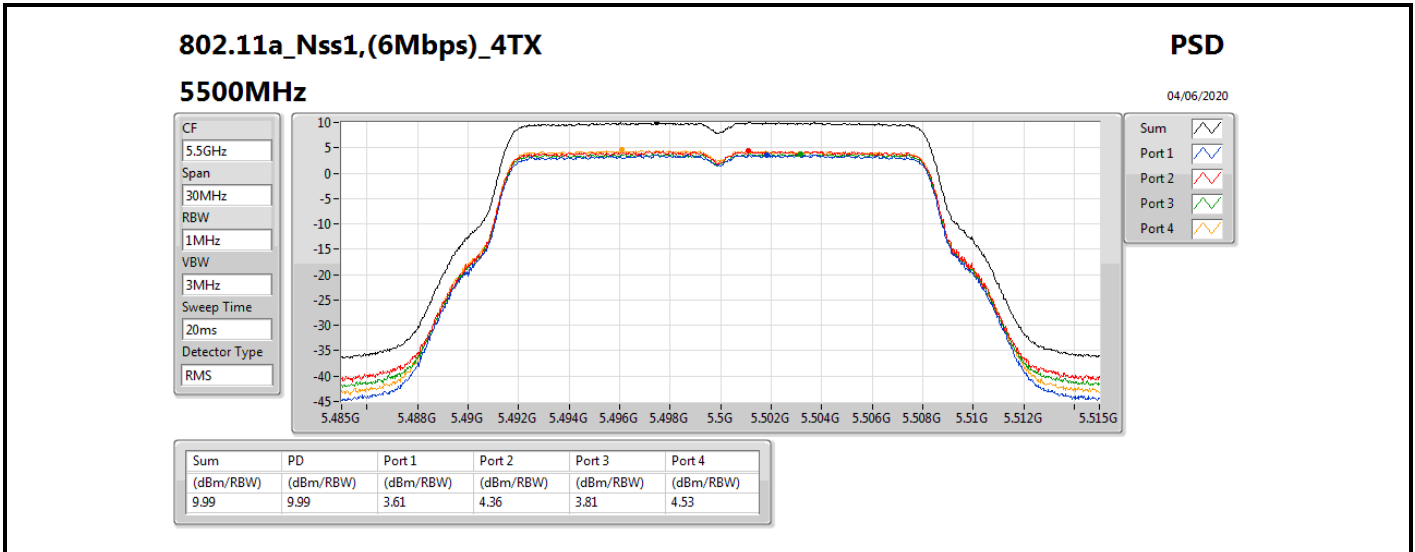
Result

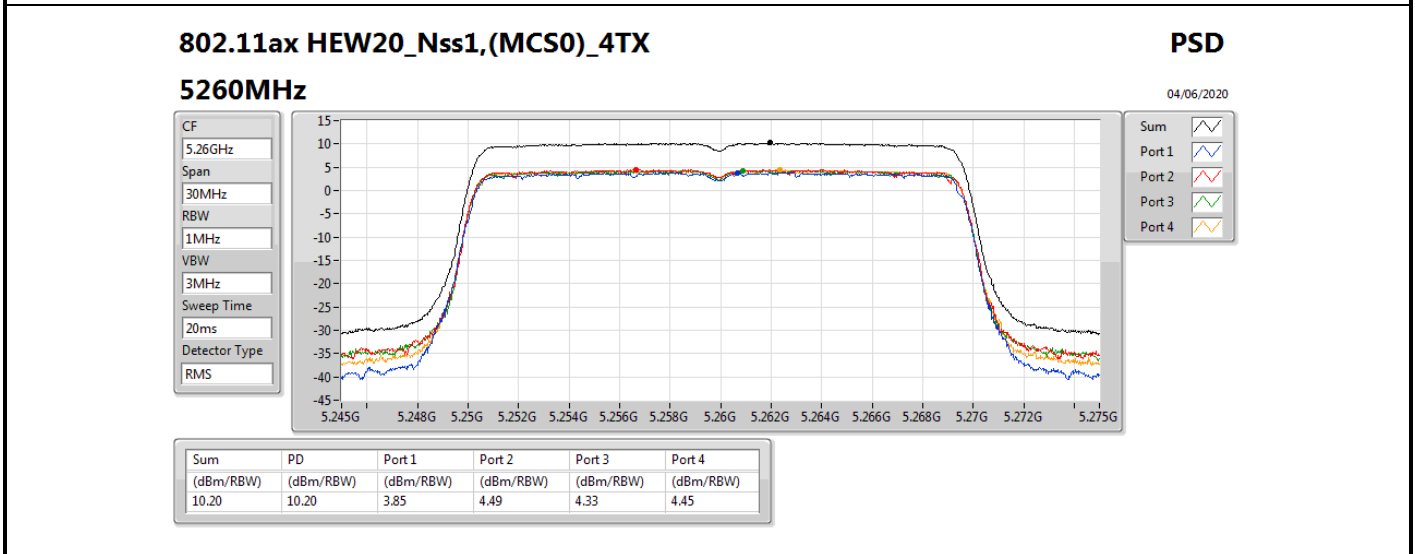
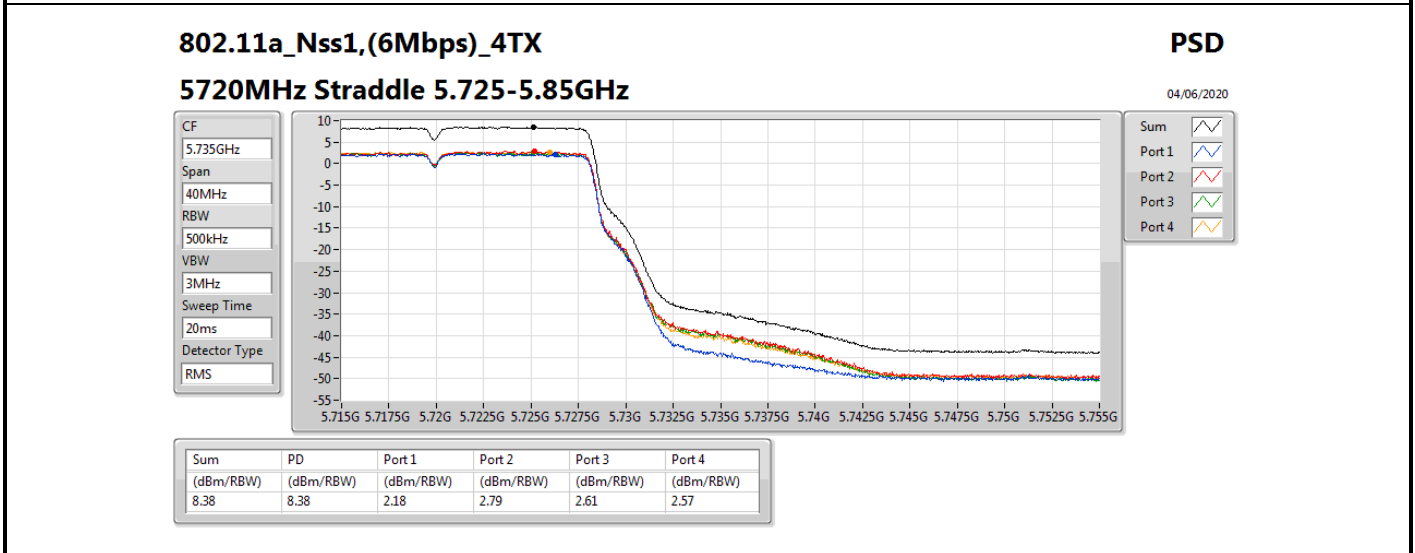
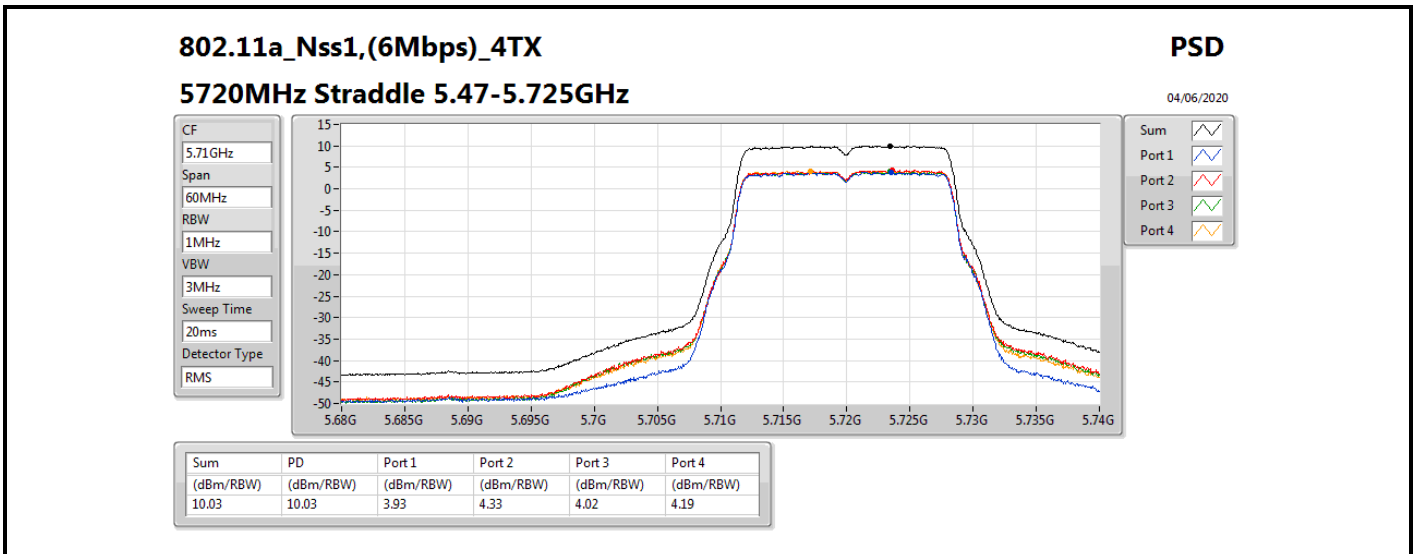
Mode	Result	DG (dBi)	Port 1 (dBm/RBW)	Port 2 (dBm/RBW)	Port 3 (dBm/RBW)	Port 4 (dBm/RBW)	PD (dBm/RBW)	PD Limit (dBm/RBW)
802.11a_Nss1,(6Mbps)_4TX	-	-	-	-	-	-	-	-
5260MHz	Pass	6.24	4.37	5.04	4.77	4.85	10.63	10.76
5300MHz	Pass	6.24	4.38	4.86	4.66	4.81	10.60	10.76
5320MHz	Pass	6.24	4.53	5.06	4.78	4.87	10.70	10.76
5500MHz	Pass	6.92	3.61	4.36	3.81	4.53	9.99	10.08
5580MHz	Pass	6.92	3.79	4.40	3.94	4.45	10.02	10.08
5700MHz	Pass	6.92	3.83	4.20	4.00	4.16	9.90	10.08
5720MHz Straddle 5.47-5.725GHz	Pass	6.92	3.93	4.33	4.02	4.19	10.03	10.08
5720MHz Straddle 5.725-5.85GHz	Pass	7.30	2.18	2.79	2.61	2.57	8.38	28.70
802.11ax HEW20_Nss1,(MCS0)_4TX	-	-	-	-	-	-	-	-
5260MHz	Pass	6.24	3.85	4.49	4.33	4.45	10.20	10.76
5300MHz	Pass	6.24	3.73	4.12	4.03	4.14	9.92	10.76
5320MHz	Pass	6.24	3.56	4.09	3.98	3.99	9.80	10.76
5500MHz	Pass	6.92	3.58	4.37	4.00	4.44	10.02	10.08
5580MHz	Pass	6.92	3.77	4.26	3.95	4.21	9.95	10.08
5700MHz	Pass	6.92	3.80	4.25	4.07	4.40	10.01	10.08
5720MHz Straddle 5.47-5.725GHz	Pass	6.92	3.81	4.20	3.99	4.28	10.00	10.08
5720MHz Straddle 5.725-5.85GHz	Pass	7.30	1.92	2.51	2.19	2.23	8.12	28.70
802.11ax HEW40_Nss1,(MCS0)_4TX	-	-	-	-	-	-	-	-
5270MHz	Pass	6.24	1.30	1.65	1.40	1.52	7.36	10.76
5310MHz	Pass	6.24	1.17	1.43	1.05	1.22	7.15	10.76
5510MHz	Pass	6.92	1.73	1.68	1.75	1.88	7.69	10.08
5550MHz	Pass	6.92	1.80	1.66	1.72	1.77	7.68	10.08
5670MHz	Pass	6.92	1.69	1.19	1.57	1.88	7.55	10.08
5710MHz Straddle 5.47-5.725GHz	Pass	6.92	1.99	1.64	1.72	2.09	7.82	10.08
5710MHz Straddle 5.725-5.85GHz	Pass	7.30	-0.54	-0.68	-0.67	-0.32	5.34	28.70
802.11ax HEW80_Nss1,(MCS0)_4TX	-	-	-	-	-	-	-	-
5290MHz	Pass	6.24	-1.37	-0.93	-1.05	-0.80	4.96	10.76
5530MHz	Pass	6.92	-1.24	-1.02	-0.84	-0.69	4.97	10.08
5610MHz	Pass	6.92	-0.91	-1.34	-0.99	-0.90	4.93	10.08
5690MHz Straddle 5.47-5.725GHz	Pass	6.92	-1.06	-1.55	-1.04	-0.86	4.85	10.08
5690MHz Straddle 5.725-5.85GHz	Pass	7.30	-3.85	-4.30	-4.06	-3.75	1.92	28.70
802.11ax HEW160_Nss1,(MCS0)_4TX	-	-	-	-	-	-	-	-
5250MHz Straddle 5.15-5.25GHz	Pass	6.63	-0.32	-0.44	-0.38	0.10	5.68	16.37
5250MHz Straddle 5.25-5.35GHz	Pass	6.24	-1.32	-1.58	-1.38	-0.71	4.66	10.76
5570MHz	Pass	6.92	-3.30	-3.66	-3.42	-3.09	2.56	10.08

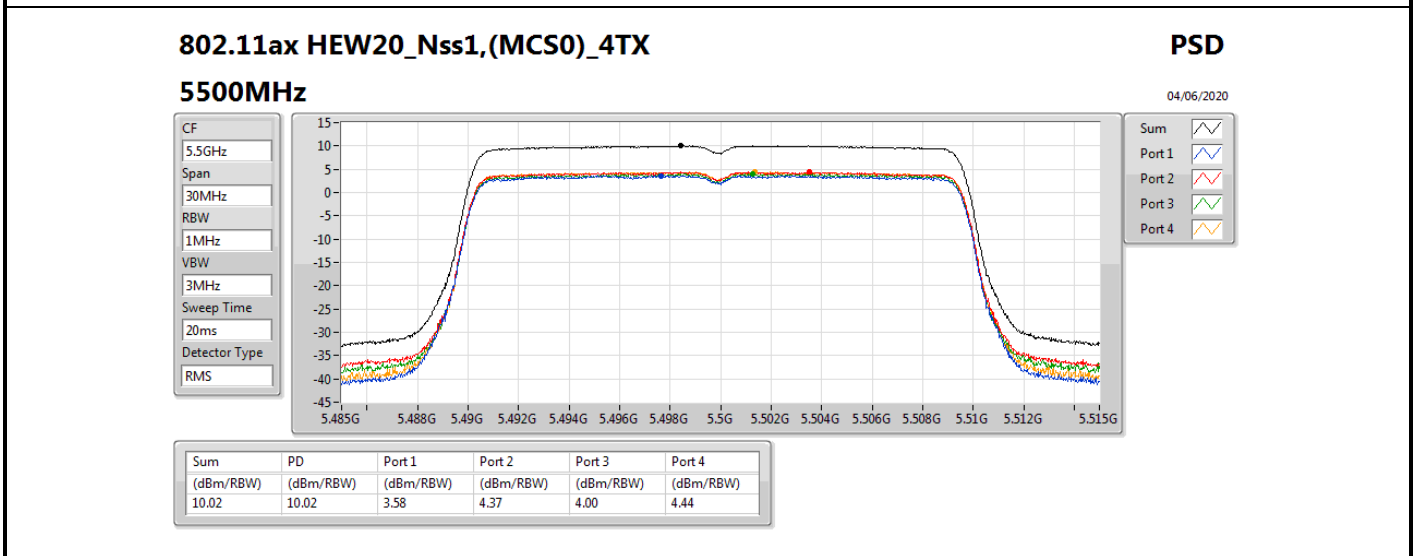
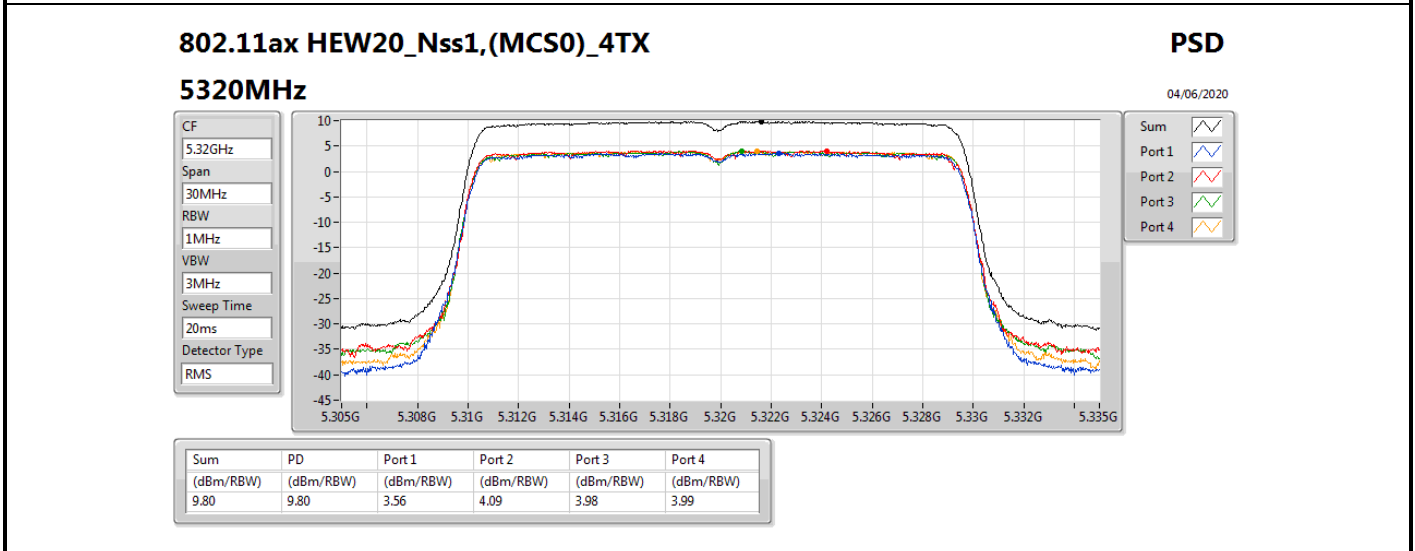
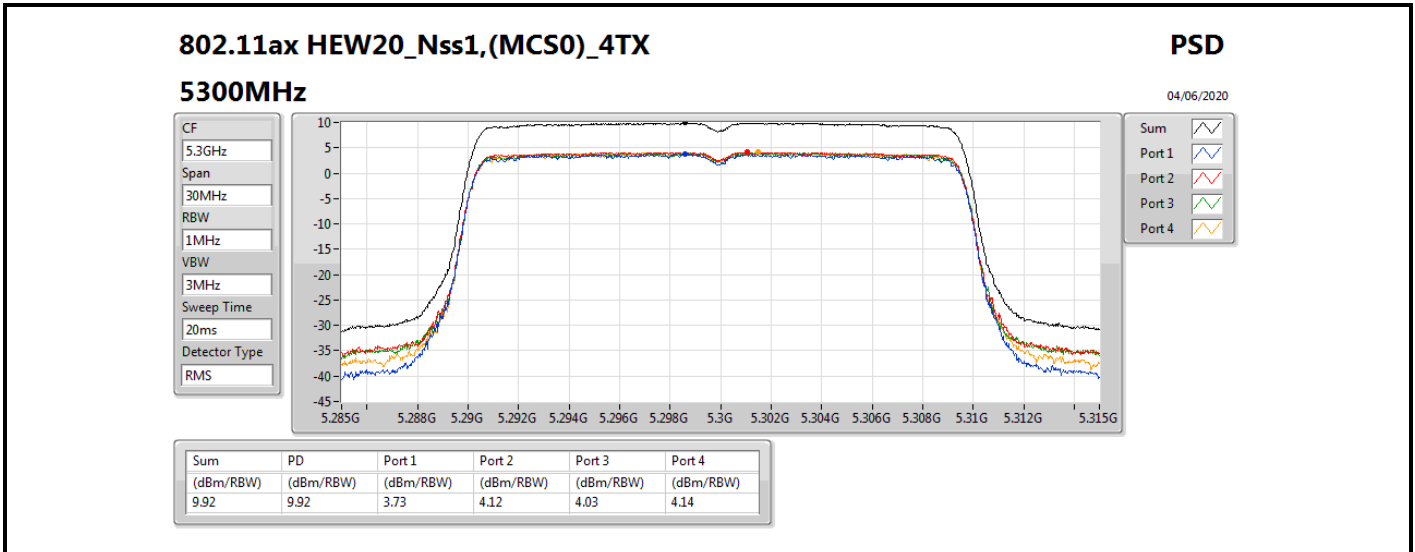
DG = Directional Gain; RBW = 500 kHz for 5.725-5.85GHz band / 1MHz for other band;

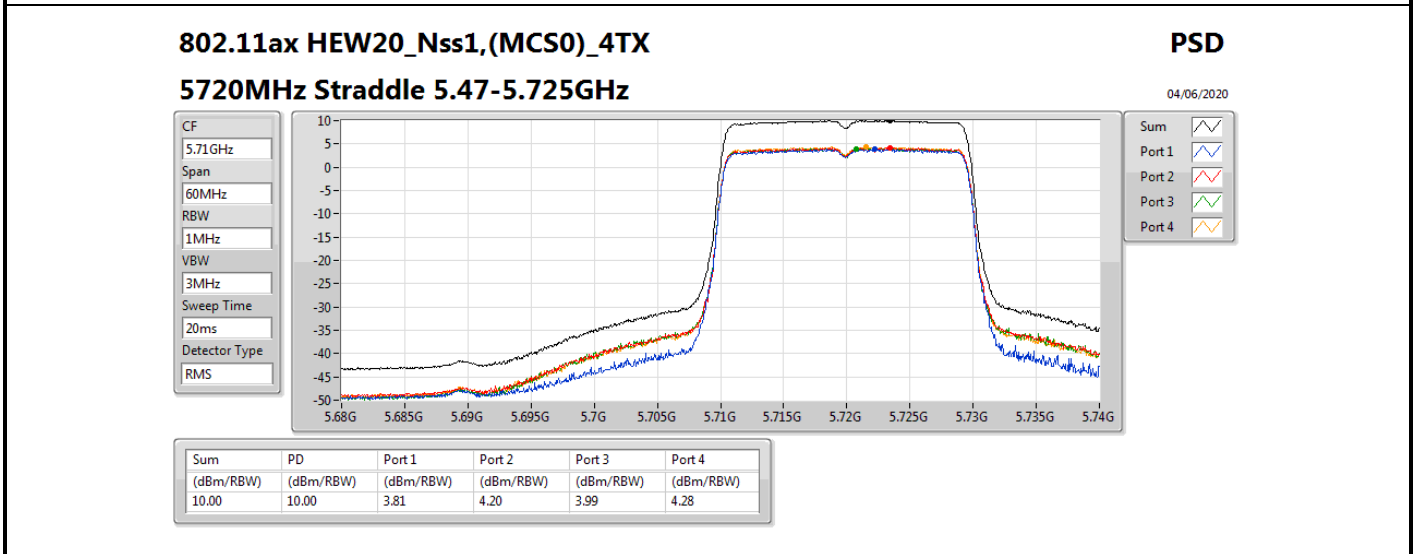
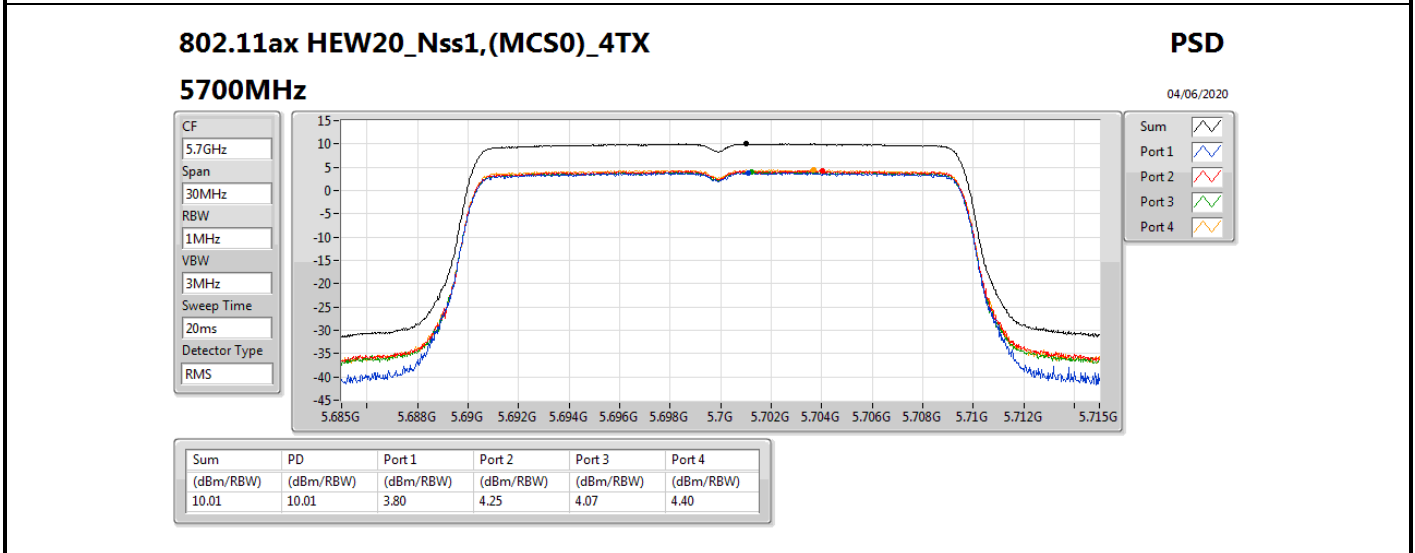
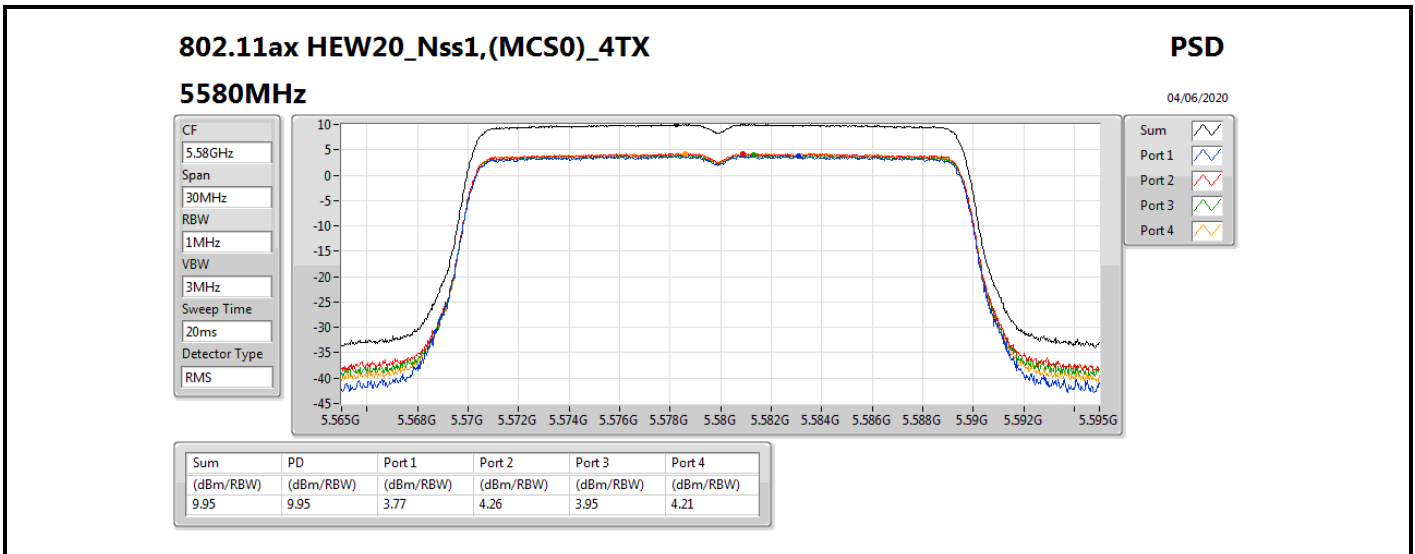
PD = trace bin-by-bin of each transmits port summing can be performed maximum power density; Port X = Port X power density;









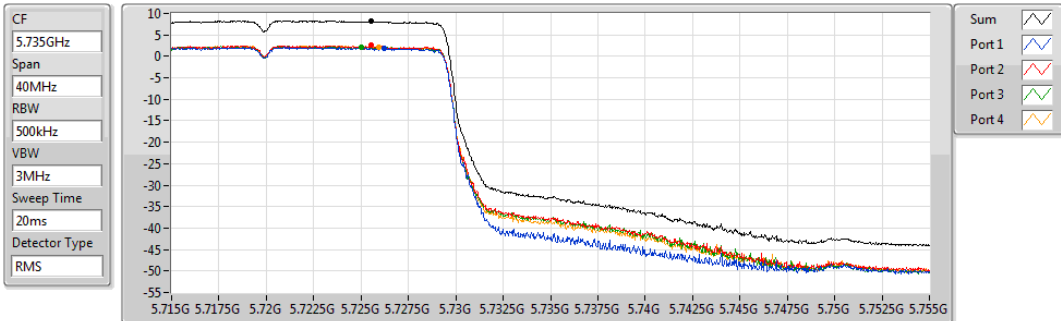


802.11ax HEW20_Nss1,(MCS0)_4TX

PSD

5720MHz Straddle 5.725-5.85GHz

04/06/2020



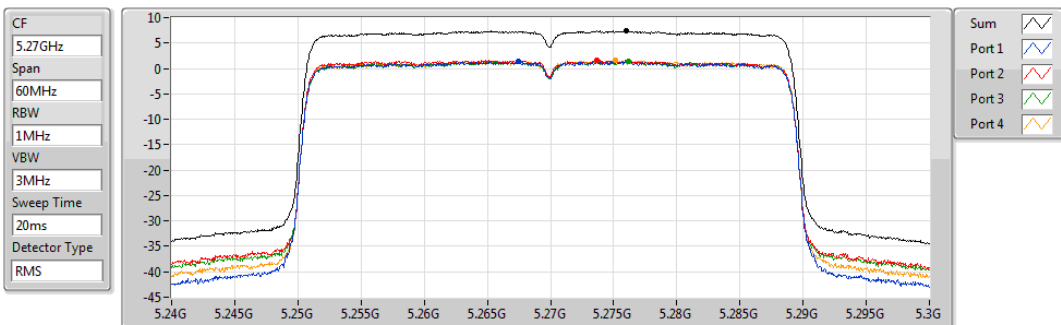
Sum	PD	Port 1	Port 2	Port 3	Port 4
(dBm/RBW)	(dBm/RBW)	(dBm/RBW)	(dBm/RBW)	(dBm/RBW)	(dBm/RBW)
8.12	8.12	1.92	2.51	2.19	2.23

802.11ax HEW40_Nss1,(MCS0)_4TX

PSD

5270MHz

04/06/2020



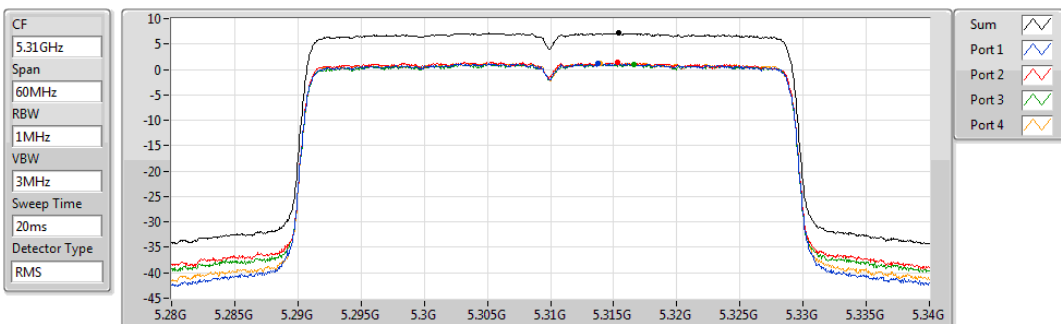
Sum	PD	Port 1	Port 2	Port 3	Port 4
(dBm/RBW)	(dBm/RBW)	(dBm/RBW)	(dBm/RBW)	(dBm/RBW)	(dBm/RBW)
7.36	7.36	1.30	1.65	1.40	1.52

802.11ax HEW40_Nss1,(MCS0)_4TX

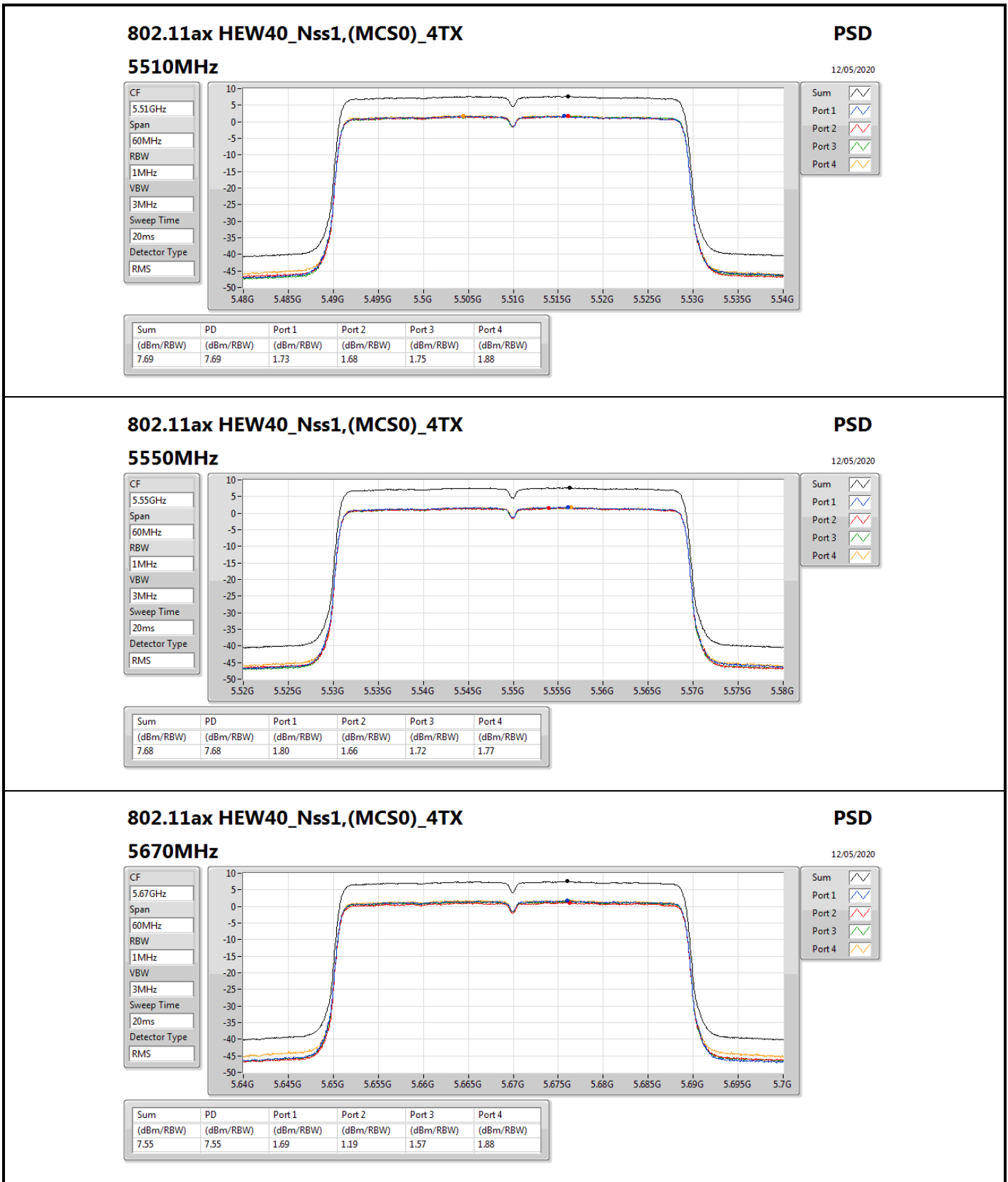
PSD

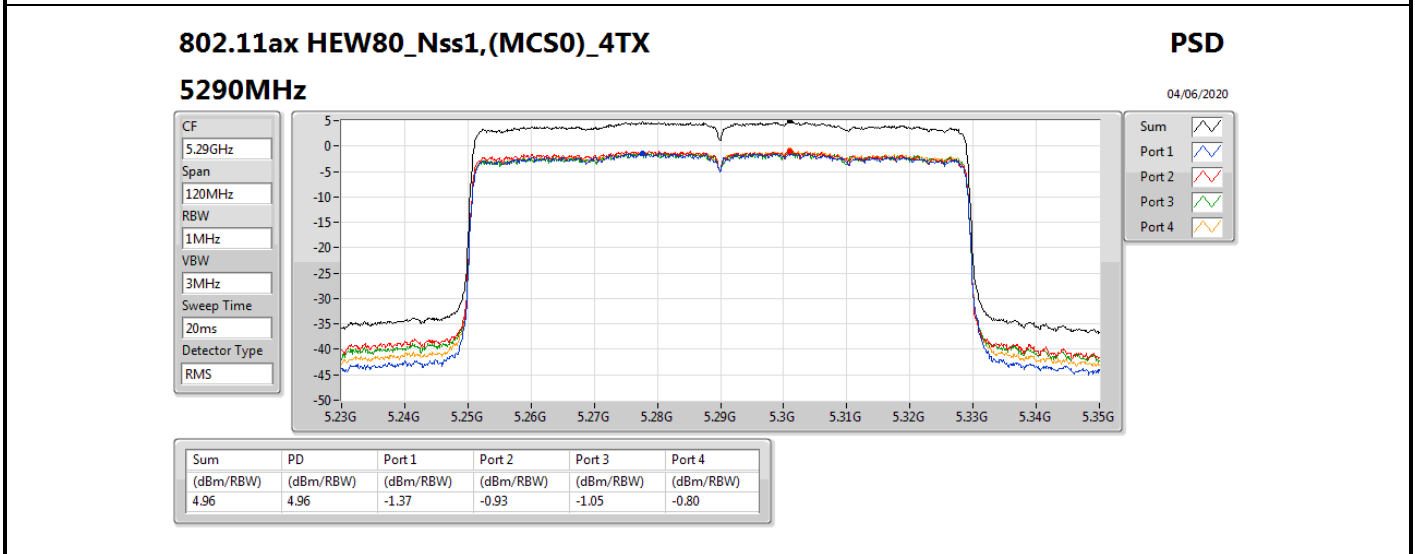
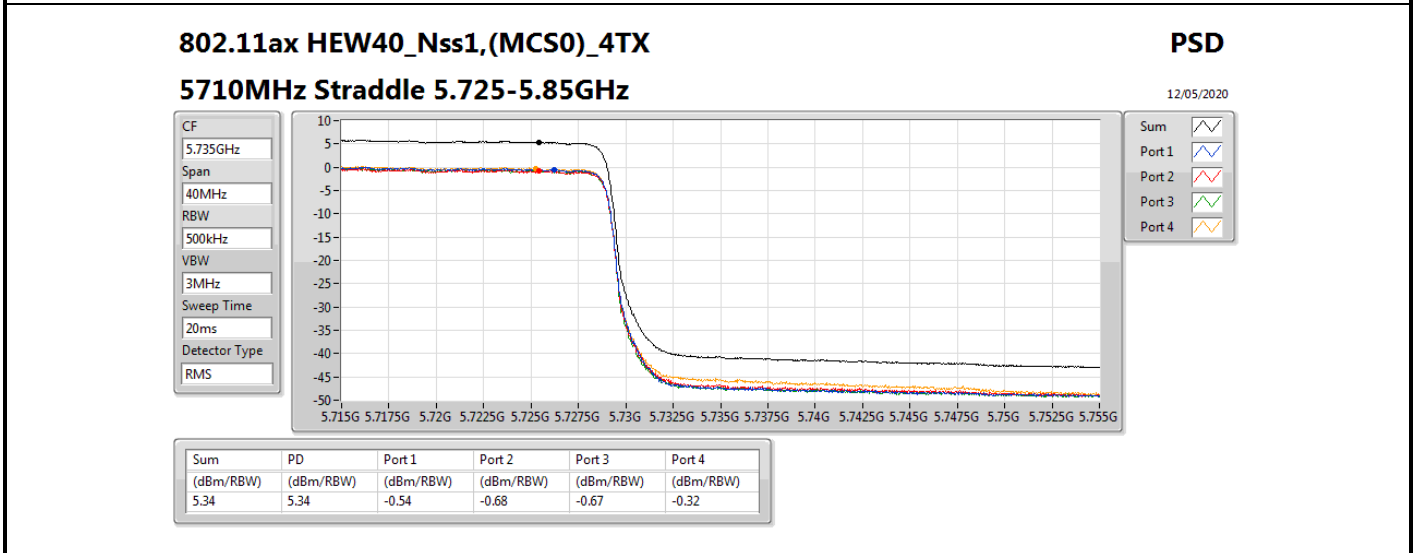
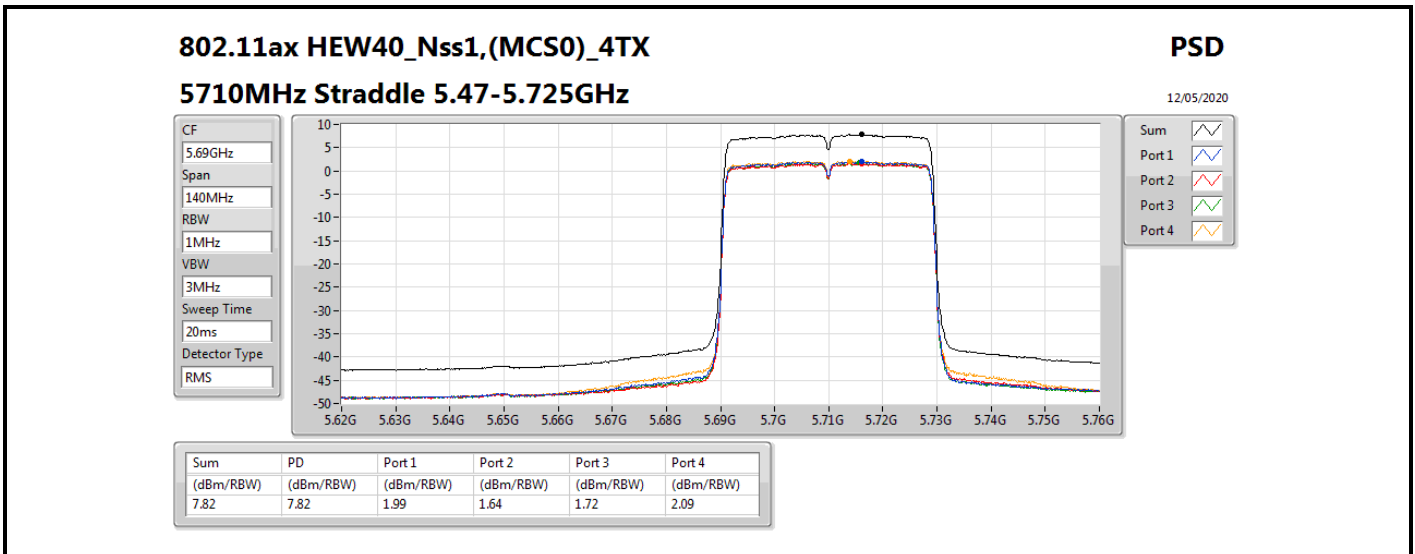
5310MHz

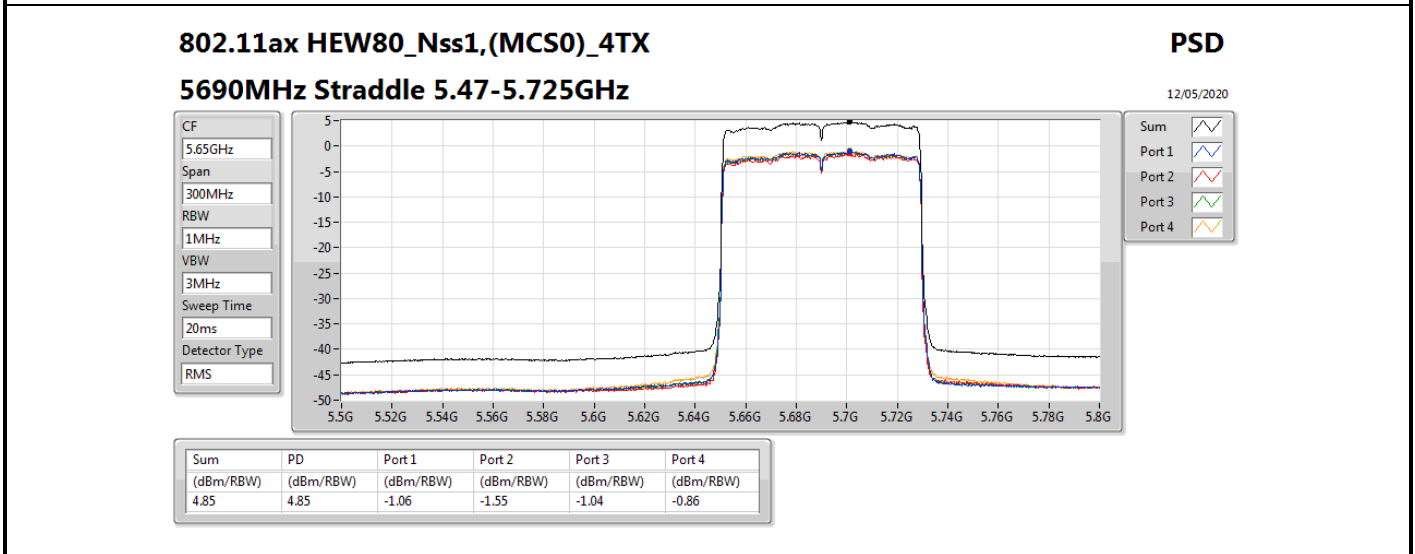
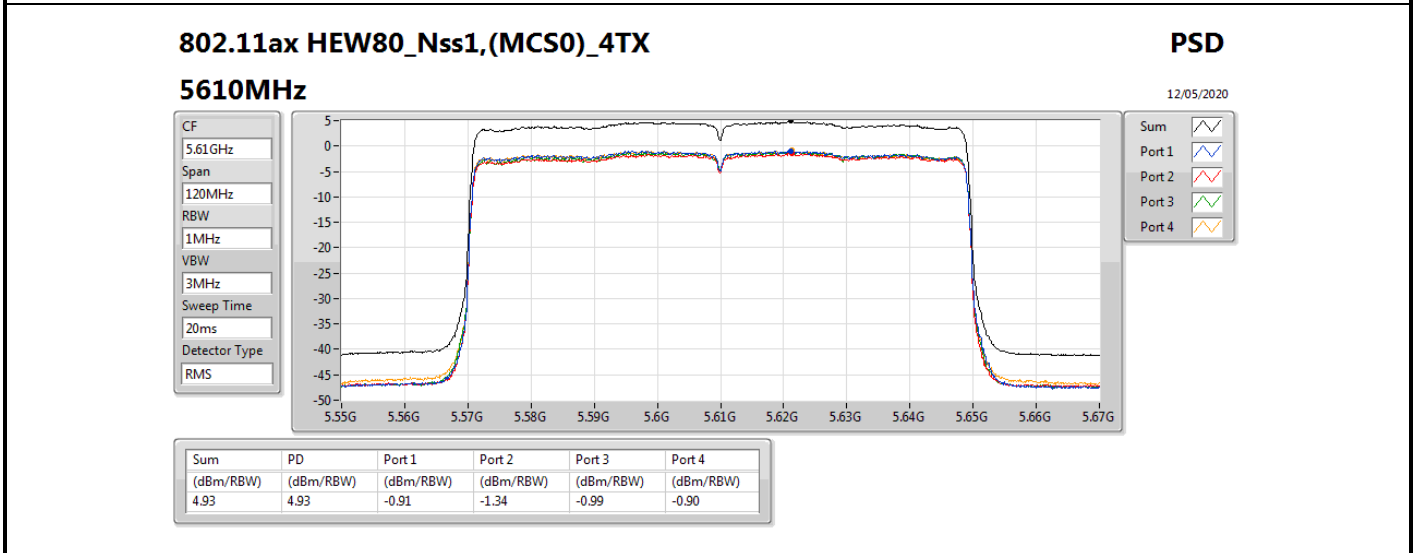
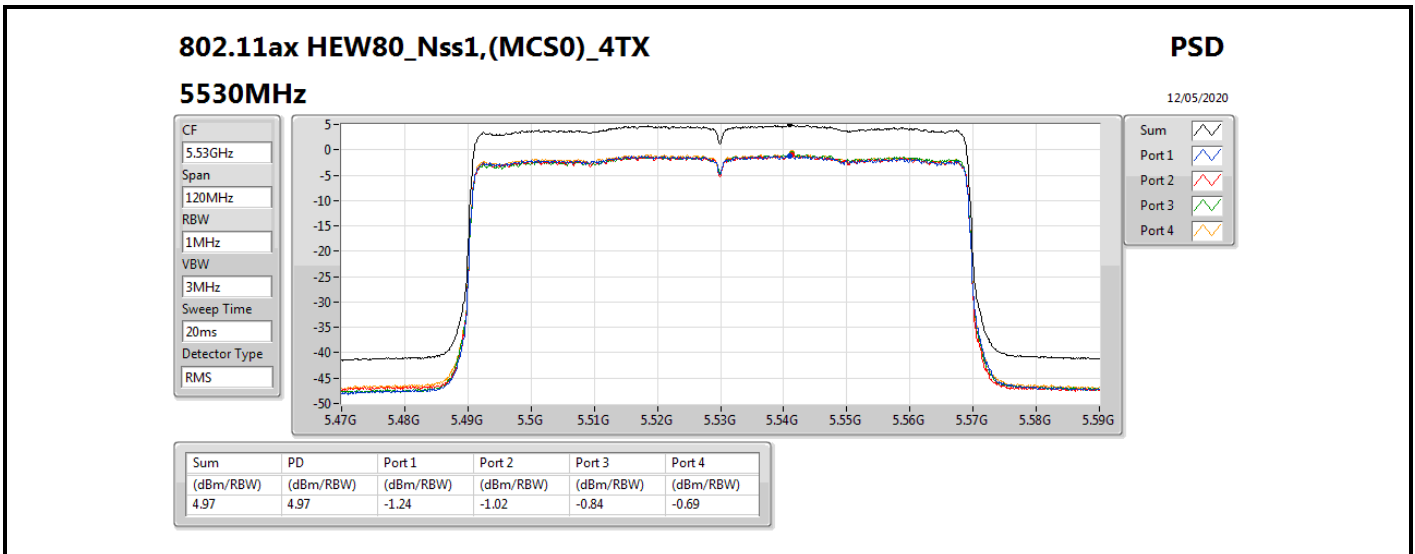
04/06/2020



Sum	PD	Port 1	Port 2	Port 3	Port 4
(dBm/RBW)	(dBm/RBW)	(dBm/RBW)	(dBm/RBW)	(dBm/RBW)	(dBm/RBW)
7.15	7.15	1.17	1.43	1.05	1.22





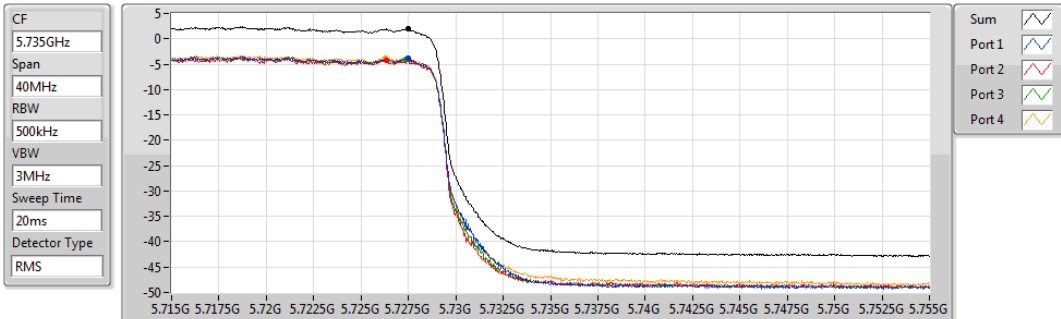


802.11ax HEW80_Nss1,(MCS0)_4TX

PSD

5690MHz Straddle 5.725-5.85GHz

12/05/2020



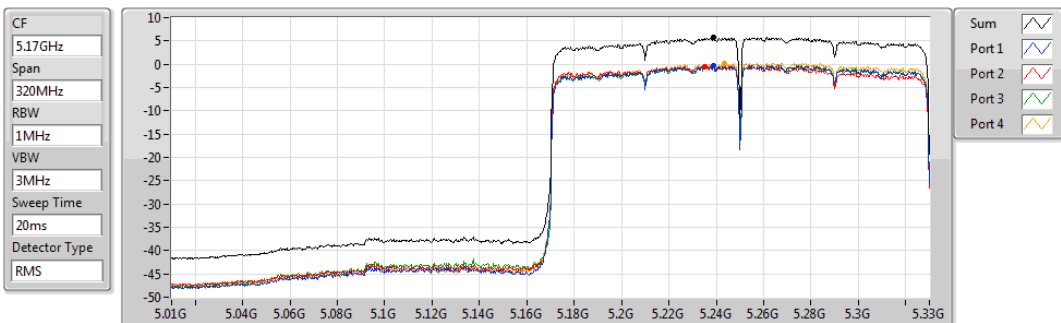
Sum	PD	Port 1	Port 2	Port 3	Port 4
(dBm/RBW)	(dBm/RBW)	(dBm/RBW)	(dBm/RBW)	(dBm/RBW)	(dBm/RBW)
1.92	1.92	-3.85	-4.30	-4.06	-3.75

802.11ax HEW160_Nss1,(MCS0)_4TX

PSD

5250MHz Straddle 5.15-5.25GHz

12/05/2020



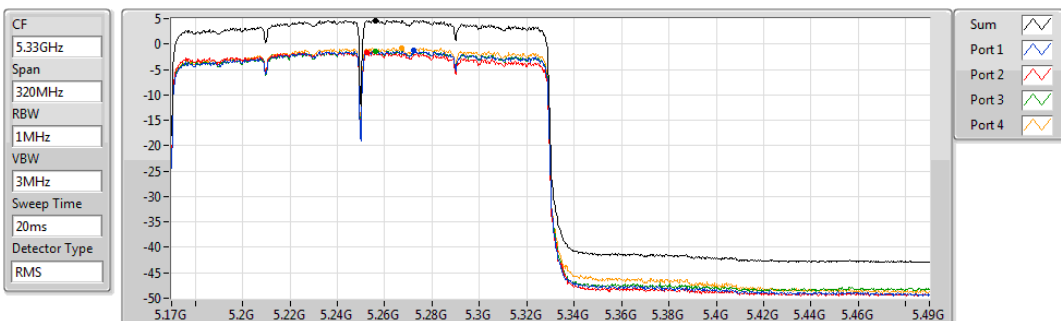
Sum	PD	Port 1	Port 2	Port 3	Port 4
(dBm/RBW)	(dBm/RBW)	(dBm/RBW)	(dBm/RBW)	(dBm/RBW)	(dBm/RBW)
5.68	5.68	-0.32	-0.44	-0.38	0.10

802.11ax HEW160_Nss1,(MCS0)_4TX

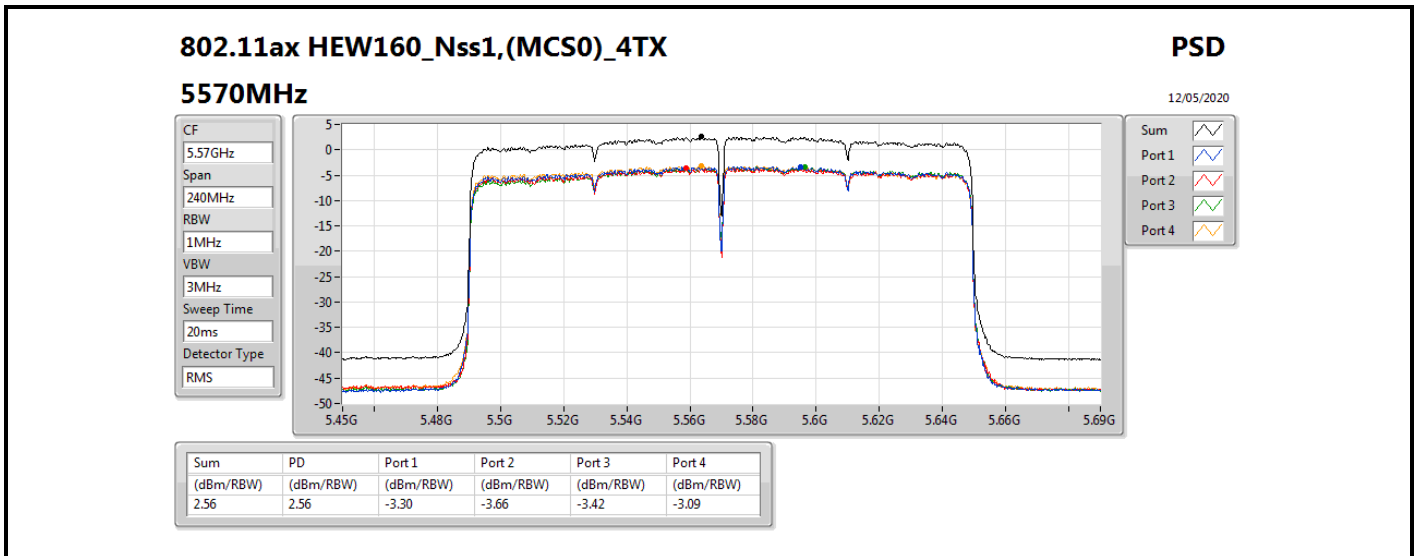
PSD

5250MHz Straddle 5.25-5.35GHz

12/05/2020



Sum	PD	Port 1	Port 2	Port 3	Port 4
(dBm/RBW)	(dBm/RBW)	(dBm/RBW)	(dBm/RBW)	(dBm/RBW)	(dBm/RBW)
4.66	4.66	-1.32	-1.58	-1.38	-0.71





For beamforming function:

Summary

Mode	PD (dBm/RBW)
5.15-5.25GHz	-
802.11ax HEW160-BF_Nss1,(MCS0)_4TX	1.84
5.25-5.35GHz	-
802.11ax HEW20-BF_Nss1,(MCS0)_4TX	9.64
802.11ax HEW40-BF_Nss1,(MCS0)_4TX	6.89
802.11ax HEW80-BF_Nss1,(MCS0)_4TX	4.39
802.11ax HEW160-BF_Nss1,(MCS0)_4TX	2.88
5.47-5.725GHz	-
802.11ax HEW20-BF_Nss1,(MCS0)_4TX	9.56
802.11ax HEW40-BF_Nss1,(MCS0)_4TX	6.89
802.11ax HEW80-BF_Nss1,(MCS0)_4TX	3.89
802.11ax HEW160-BF_Nss1,(MCS0)_4TX	0.94
5.725-5.85GHz	-
802.11ax HEW20-BF_Nss1,(MCS0)_4TX	7.69
802.11ax HEW40-BF_Nss1,(MCS0)_4TX	5.04
802.11ax HEW80-BF_Nss1,(MCS0)_4TX	1.55

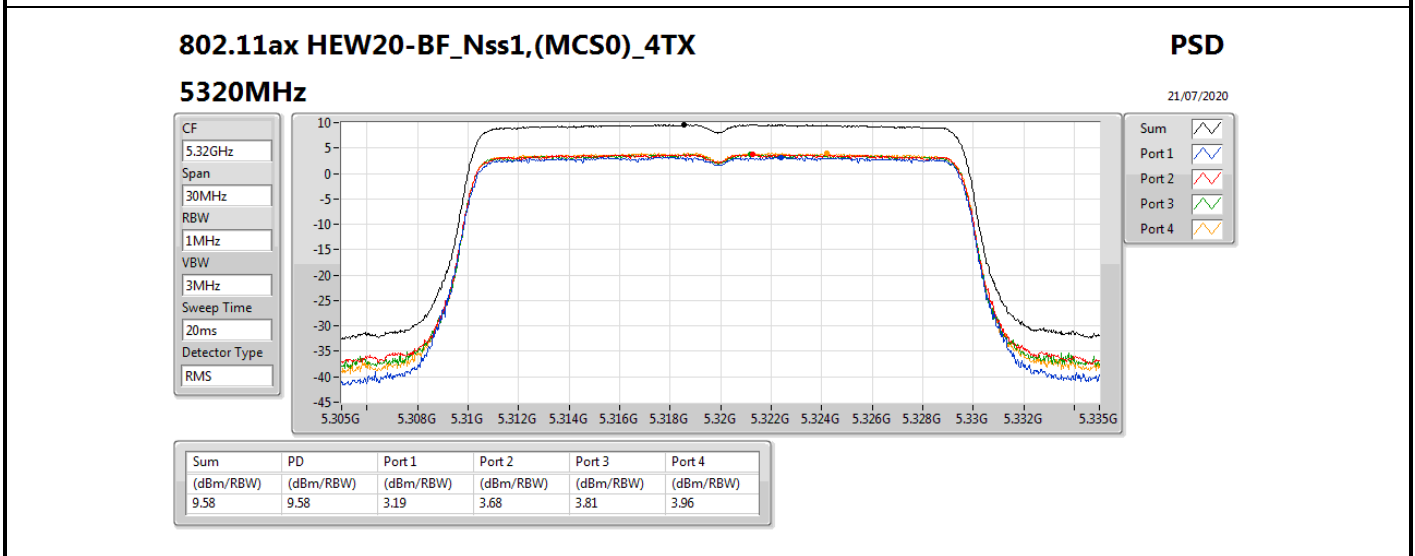
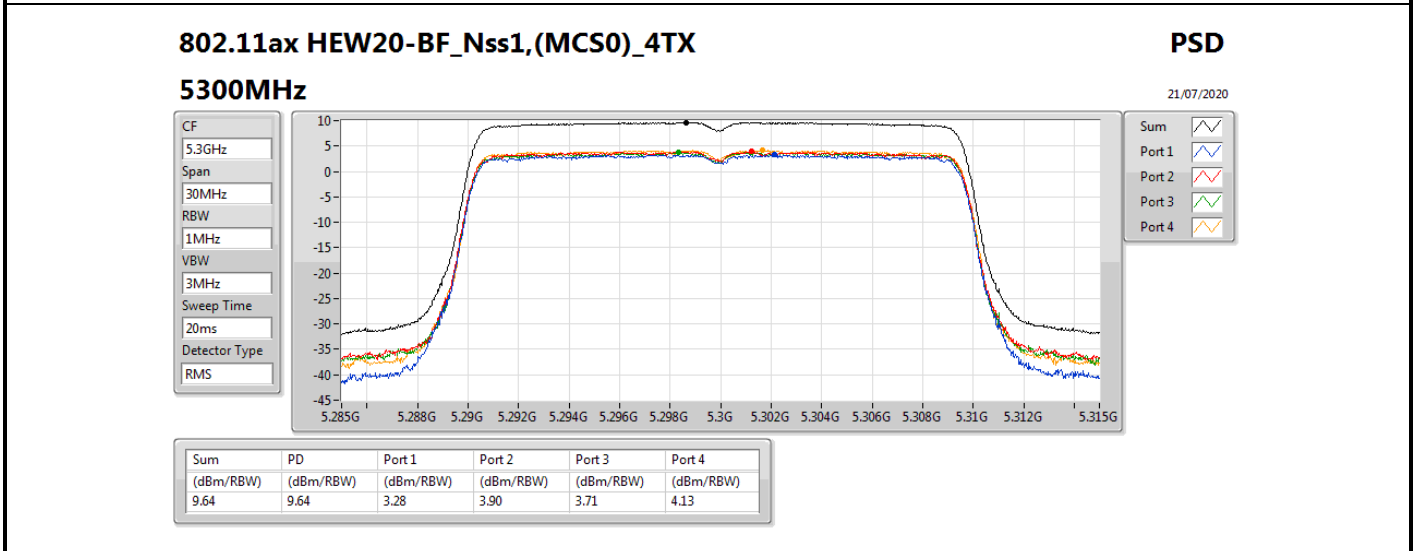
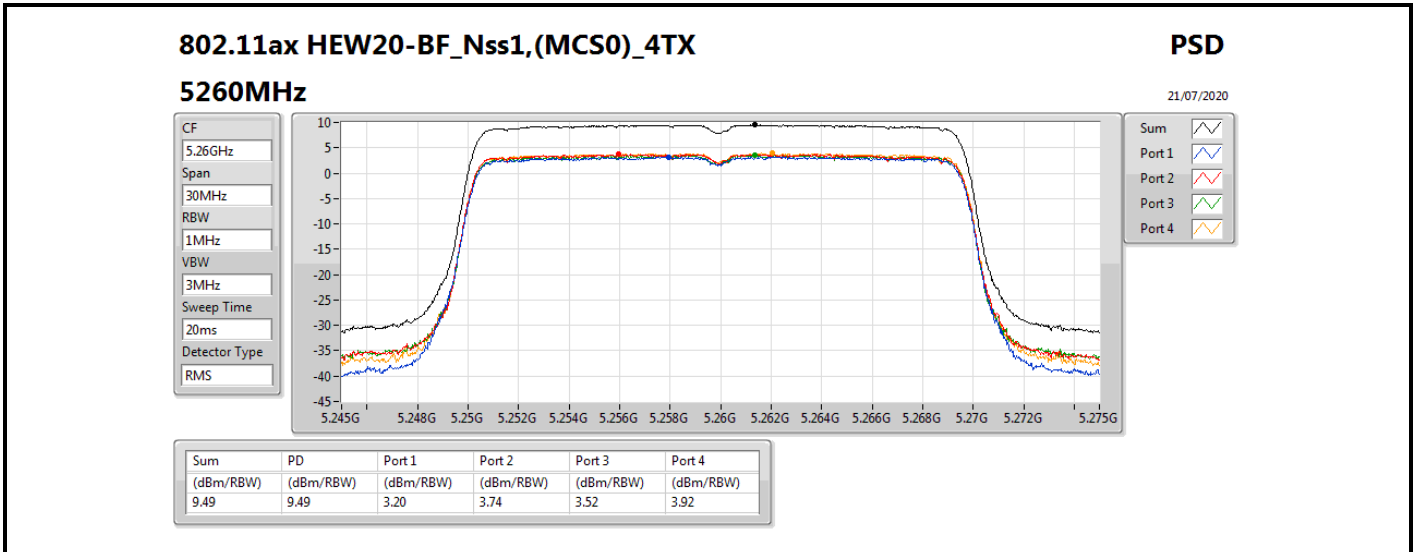
RBW = 500 kHz for 5.725-5.85GHz band / 1MHz for other band;

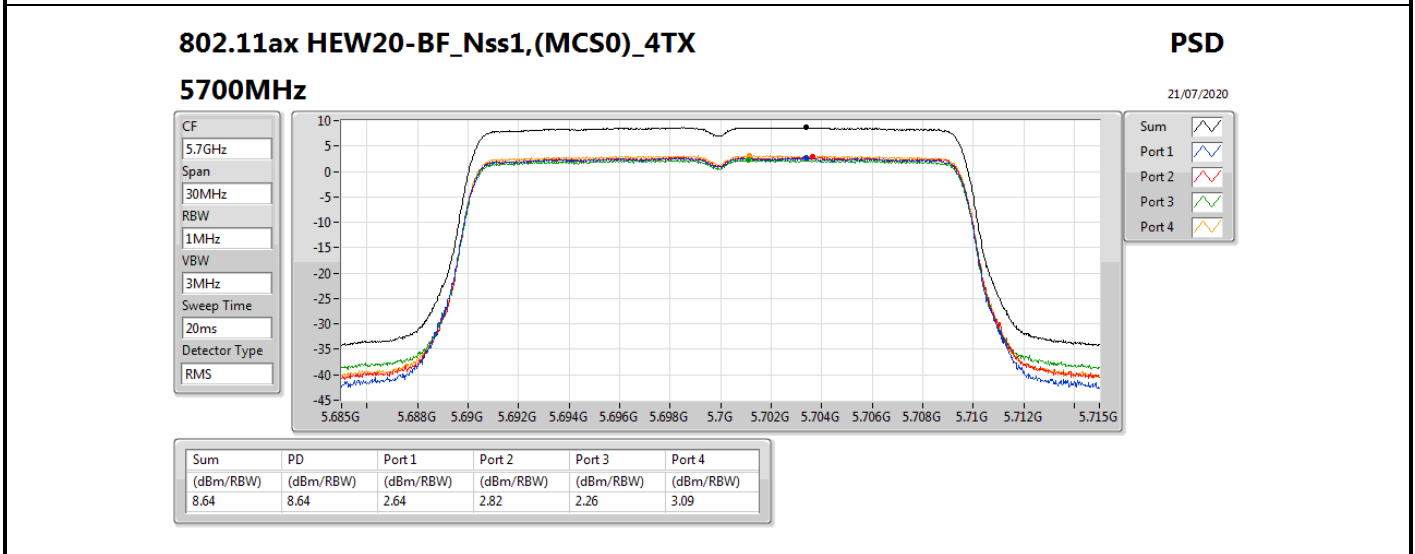
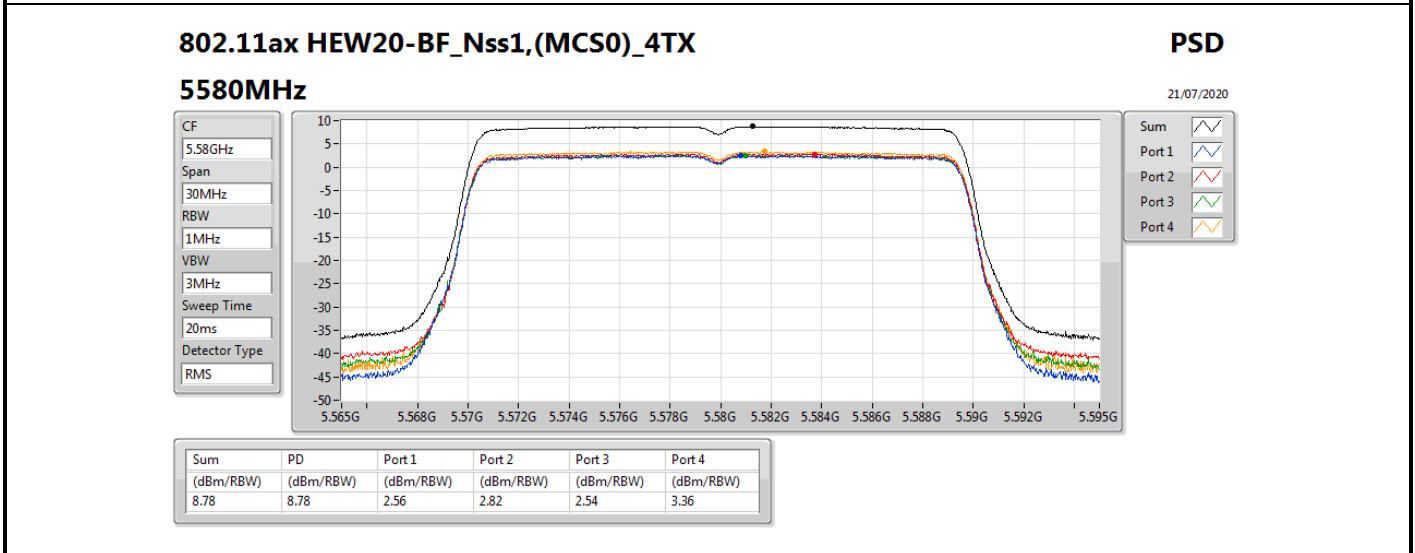
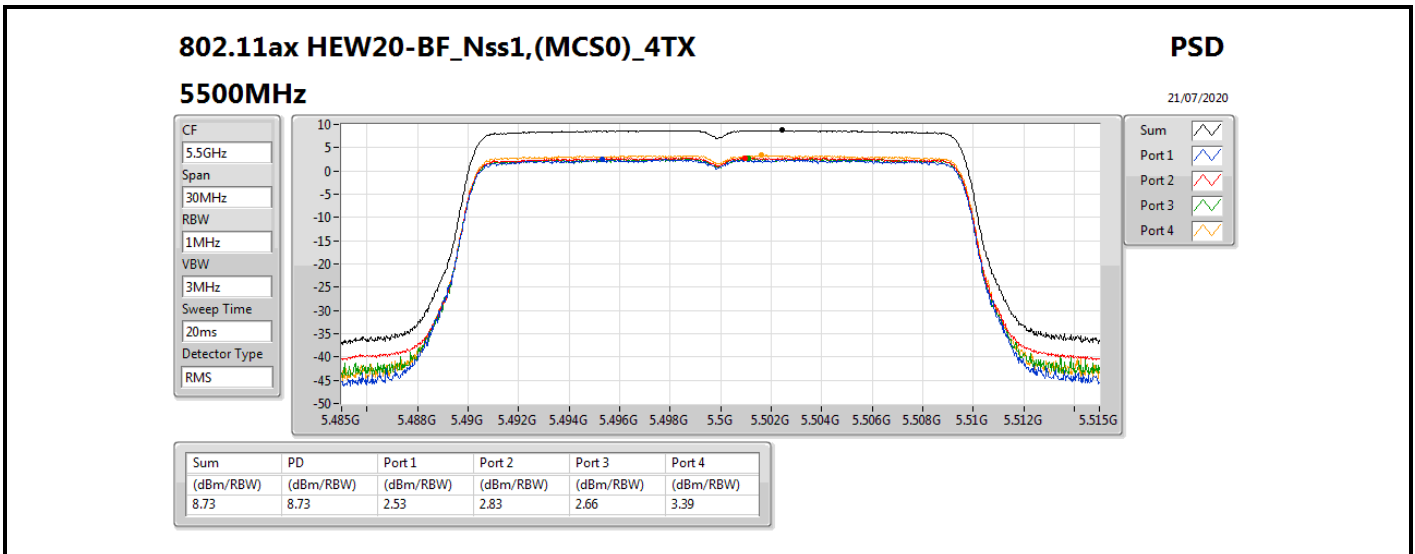
Result

Mode	Result	DG (dBi)	Port 1 (dBm/RBW)	Port 2 (dBm/RBW)	Port 3 (dBm/RBW)	Port 4 (dBm/RBW)	PD (dBm/RBW)	PD Limit (dBm/RBW)
802.11ax HEW20-BF_Nss1,(MCS0)_4TX	-	-	-	-	-	-	-	-
5260MHz	Pass	6.24	3.20	3.74	3.52	3.92	9.49	10.76
5300MHz	Pass	6.24	3.28	3.90	3.71	4.13	9.64	10.76
5320MHz	Pass	6.24	3.19	3.68	3.81	3.96	9.58	10.76
5500MHz	Pass	6.92	2.53	2.83	2.66	3.39	8.73	10.08
5580MHz	Pass	6.92	2.56	2.82	2.54	3.36	8.78	10.08
5700MHz	Pass	6.92	2.64	2.82	2.26	3.09	8.64	10.08
5720MHz Straddle 5.47-5.725GHz	Pass	6.92	3.40	3.79	3.17	4.07	9.56	10.08
5720MHz Straddle 5.725-5.85GHz	Pass	7.30	1.33	1.83	1.55	2.18	7.69	28.70
802.11ax HEW40-BF_Nss1,(MCS0)_4TX	-	-	-	-	-	-	-	-
5270MHz	Pass	6.24	0.60	1.00	0.76	1.23	6.83	10.76
5310MHz	Pass	6.24	0.67	1.20	0.90	1.15	6.89	10.76
5510MHz	Pass	6.92	-0.10	0.15	-0.19	0.43	5.96	10.08
5550MHz	Pass	6.92	0.03	0.26	-0.14	0.50	6.09	10.08
5670MHz	Pass	6.92	-0.01	0.08	-0.26	0.58	6.06	10.08
5710MHz Straddle 5.47-5.725GHz	Pass	6.92	0.68	1.10	0.53	1.41	6.89	10.08
5710MHz Straddle 5.725-5.85GHz	Pass	7.30	-1.23	-0.77	-1.14	-0.33	5.04	28.70
802.11ax HEW80-BF_Nss1,(MCS0)_4TX	-	-	-	-	-	-	-	-
5290MHz	Pass	6.24	-1.95	-1.46	-1.49	-1.36	4.39	10.76
5530MHz	Pass	6.92	-2.88	-2.37	-2.76	-2.07	3.30	10.08
5610MHz	Pass	6.92	-2.77	-2.27	-2.62	-2.04	3.51	10.08
5690MHz Straddle 5.47-5.725GHz	Pass	6.92	-2.39	-1.97	-2.36	-1.71	3.89	10.08
5690MHz Straddle 5.725-5.85GHz	Pass	7.30	-4.59	-4.27	-4.72	-3.68	1.55	28.70
802.11ax HEW160-BF_Nss1,(MCS0)_4TX	-	-	-	-	-	-	-	-
5250MHz Straddle 5.15-5.25GHz	Pass	6.63	-3.87	-4.24	-4.12	-3.69	1.84	16.37
5250MHz Straddle 5.25-5.35GHz	Pass	6.24	-3.42	-2.90	-2.87	-2.82	2.88	10.76
5570MHz	Pass	6.92	-5.20	-4.90	-5.15	-4.56	0.94	10.08

DG = Directional Gain; **RBW** = 500 kHz for 5.725-5.85GHz band / 1MHz for other band;

PD = trace bin-by-bin of each transmits port summing can be performed maximum power density; **Port X** = Port X power density;



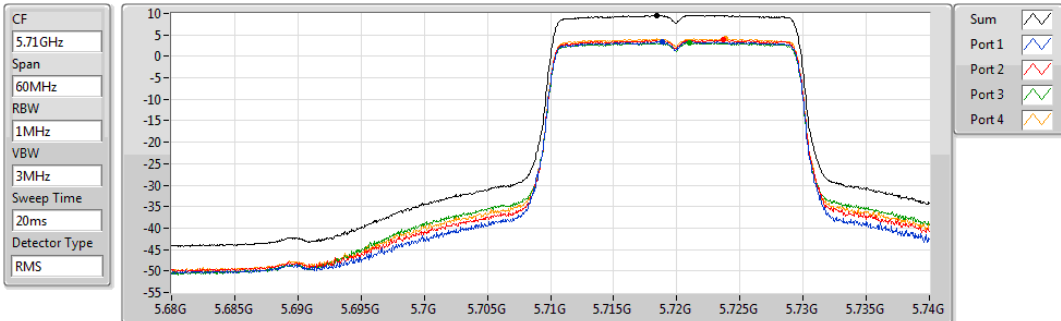


802.11ax HEW20-BF_Nss1,(MCS0)_4TX

5720MHz Straddle 5.47-5.725GHz

PSD

21/07/2020



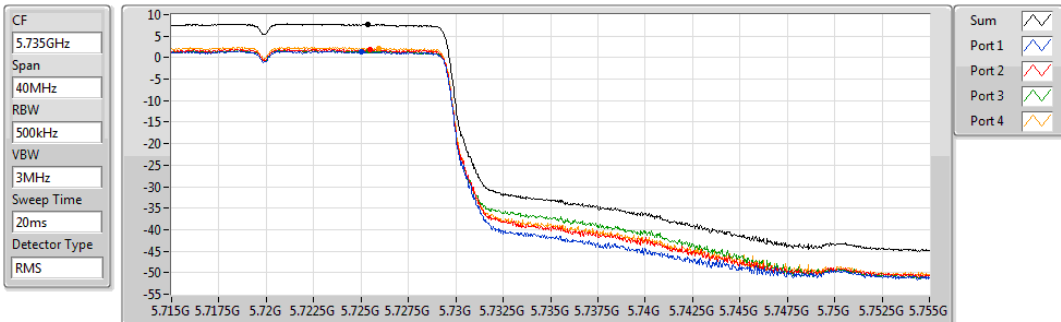
Sum	PD	Port 1	Port 2	Port 3	Port 4
(dBm/RBW)	(dBm/RBW)	(dBm/RBW)	(dBm/RBW)	(dBm/RBW)	(dBm/RBW)
9.56	9.56	3.40	3.79	3.17	4.07

802.11ax HEW20-BF_Nss1,(MCS0)_4TX

5720MHz Straddle 5.725-5.85GHz

PSD

21/07/2020



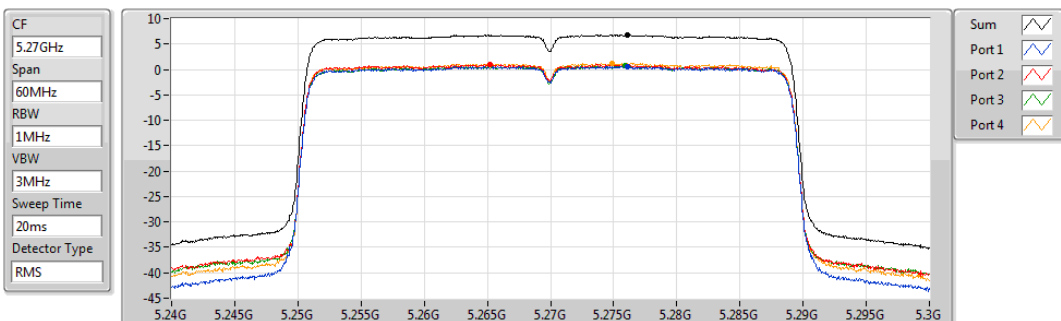
Sum	PD	Port 1	Port 2	Port 3	Port 4
(dBm/RBW)	(dBm/RBW)	(dBm/RBW)	(dBm/RBW)	(dBm/RBW)	(dBm/RBW)
7.69	7.69	1.33	1.83	1.55	2.18

802.11ax HEW40-BF_Nss1,(MCS0)_4TX

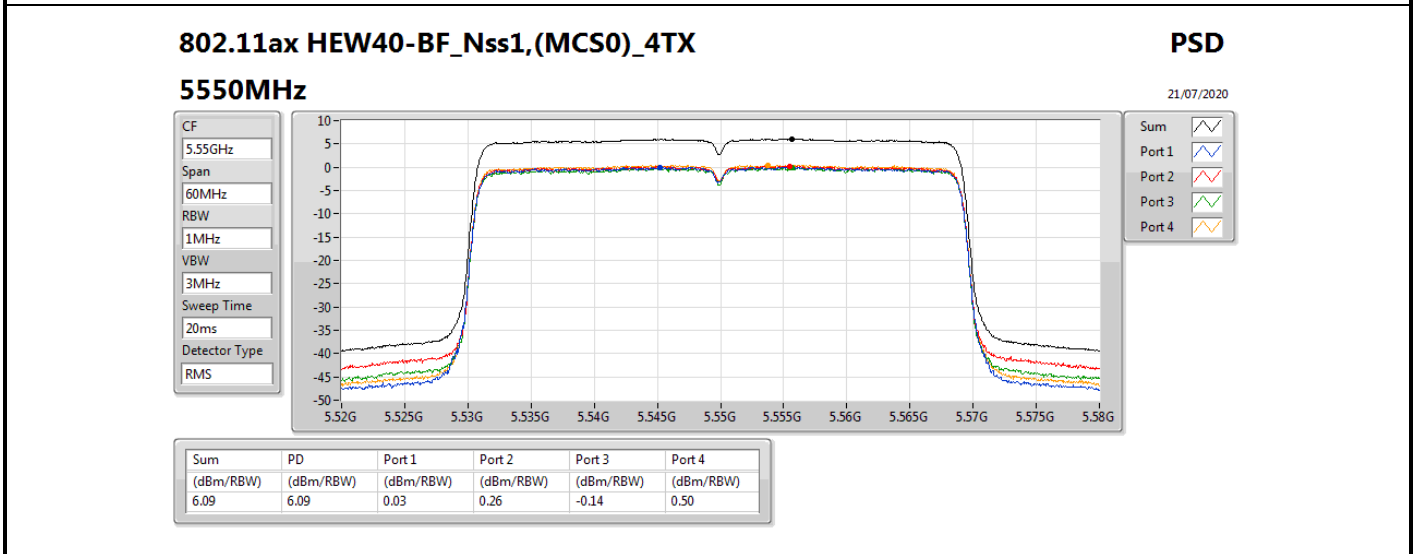
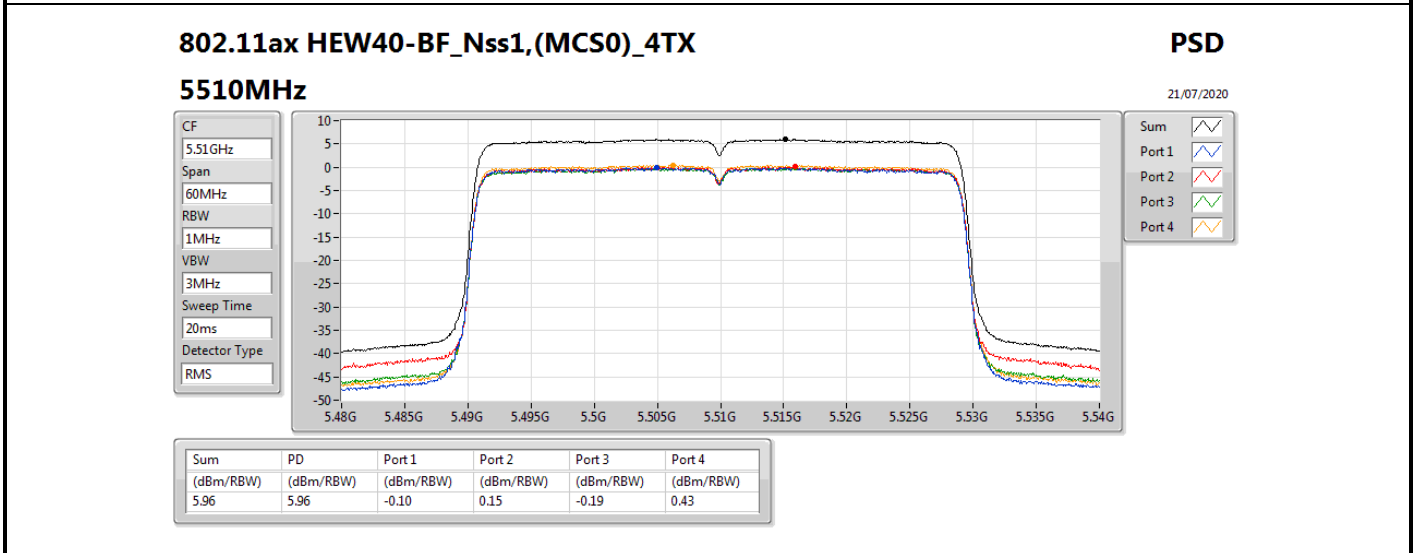
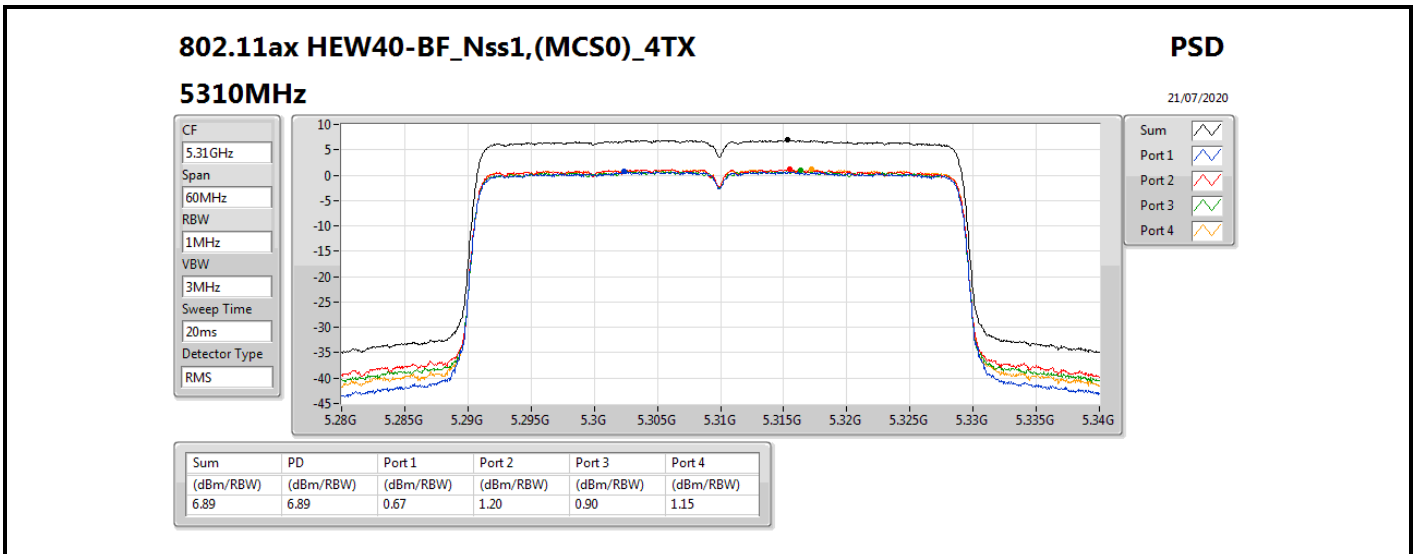
5270MHz

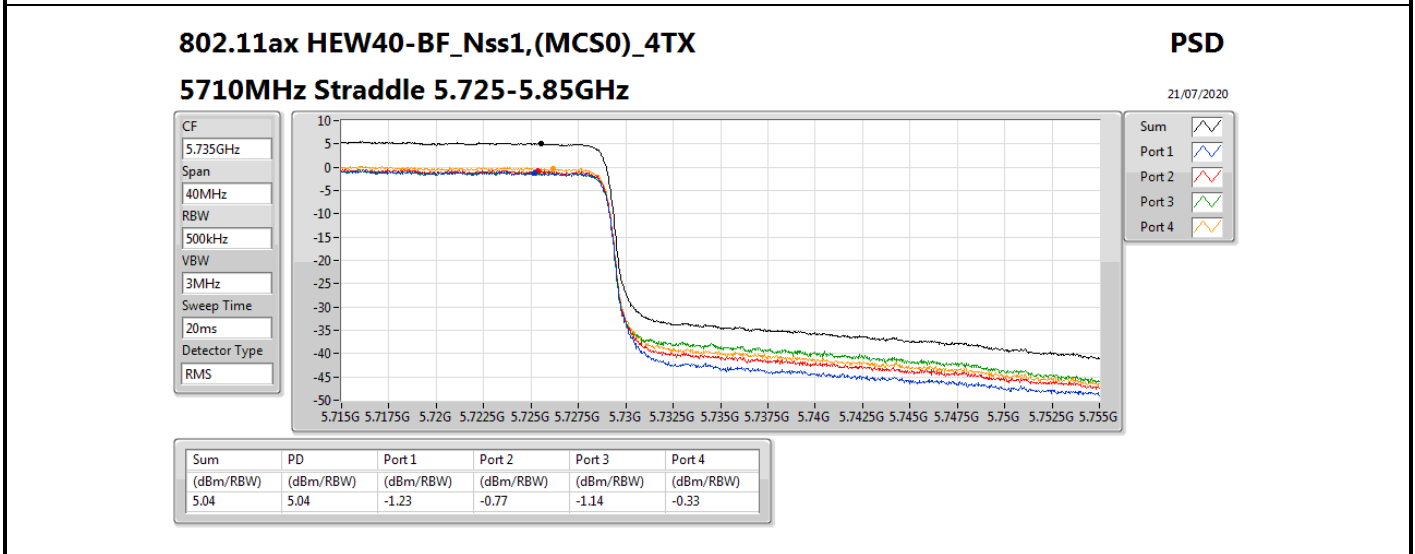
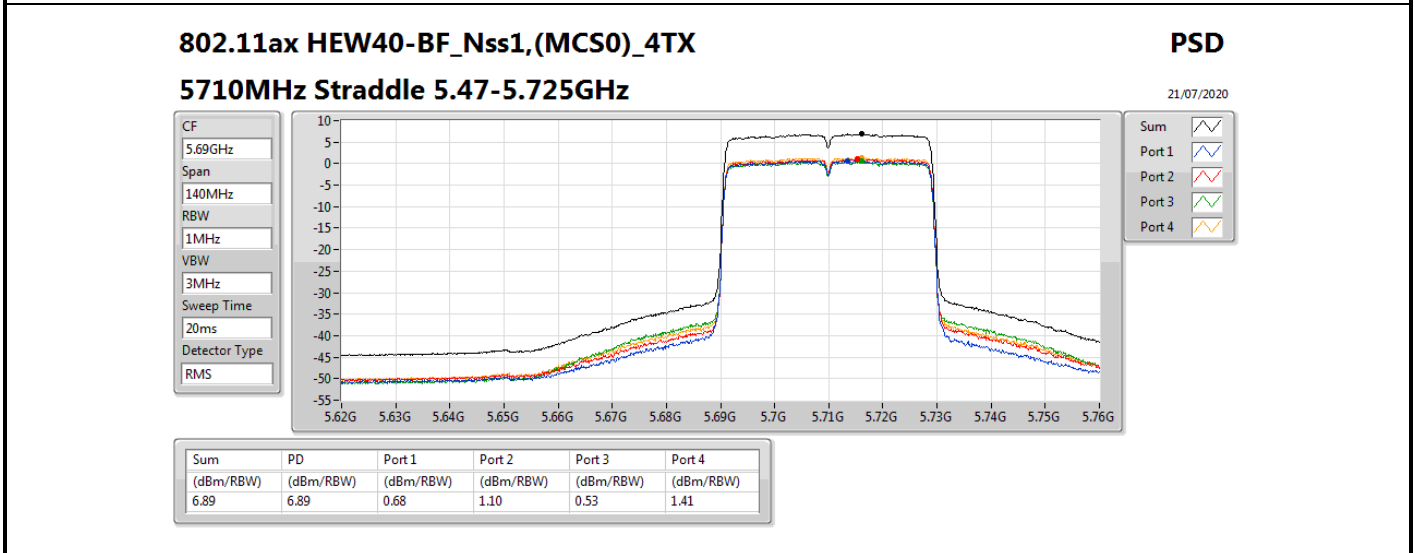
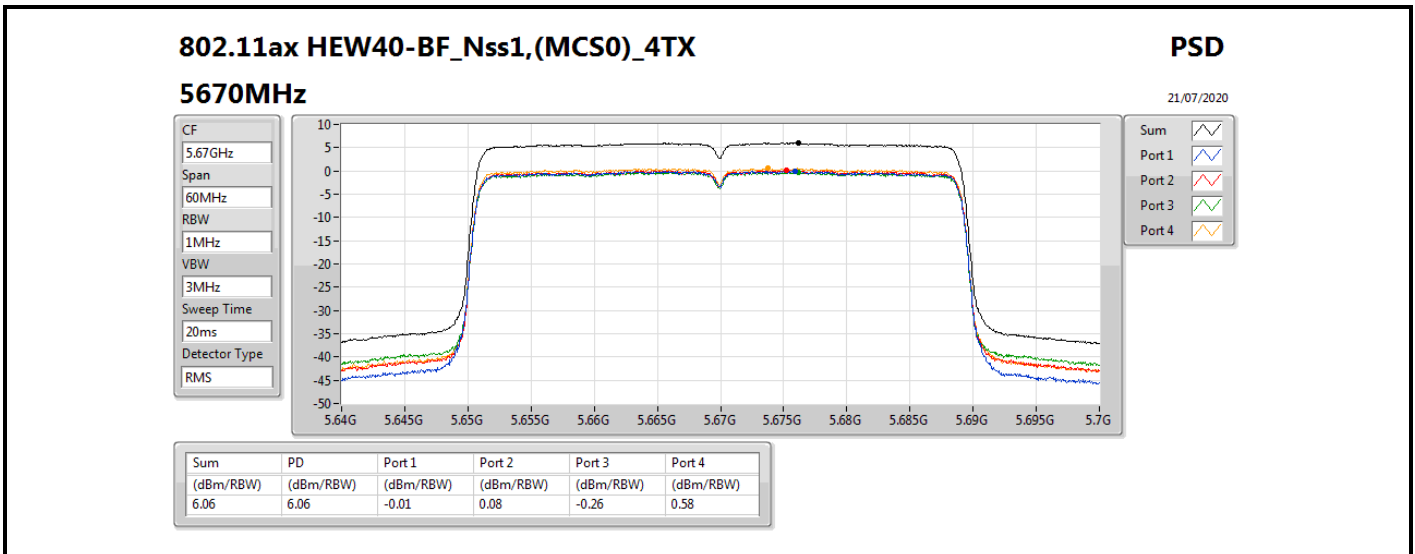
PSD

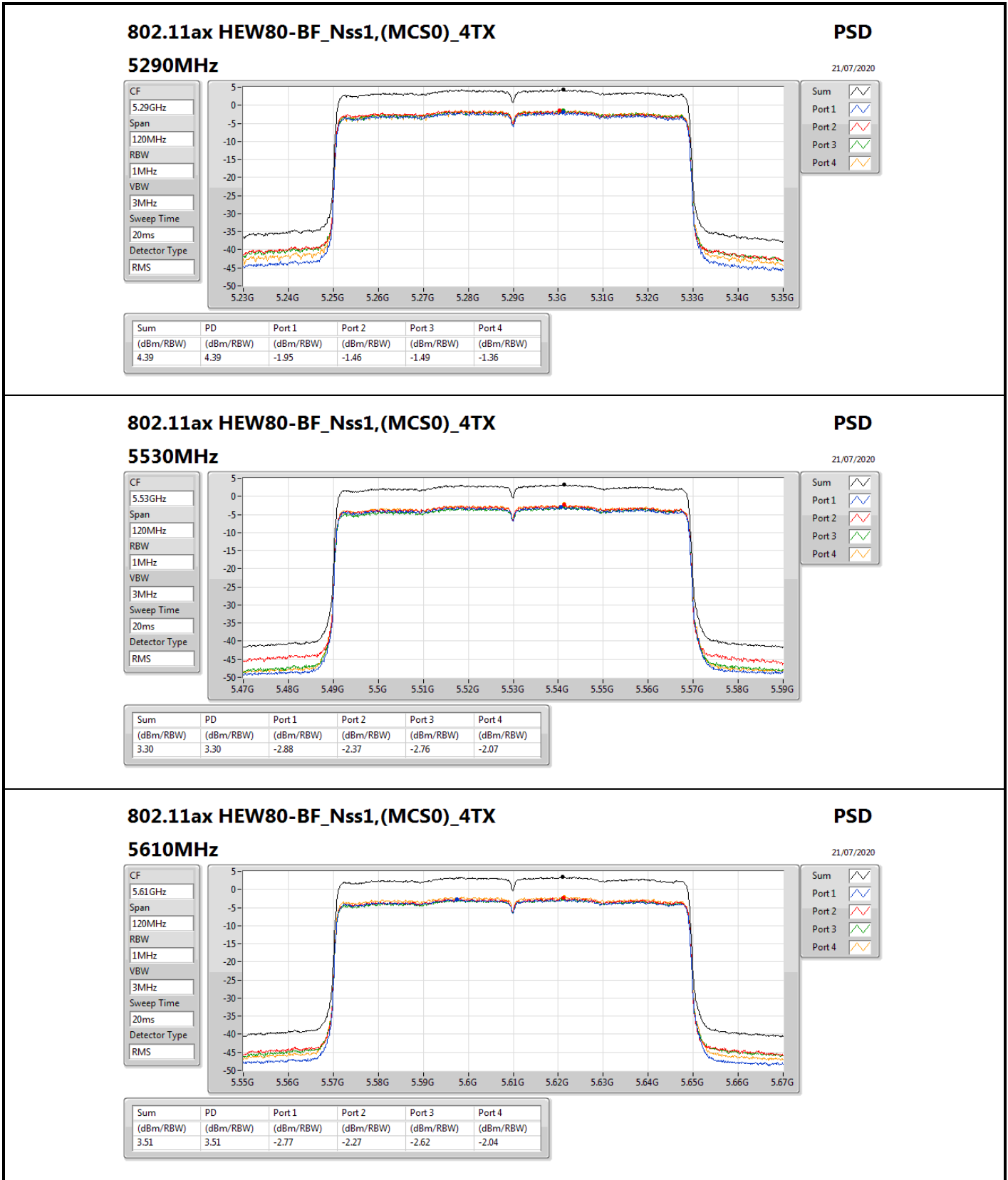
21/07/2020



Sum	PD	Port 1	Port 2	Port 3	Port 4
(dBm/RBW)	(dBm/RBW)	(dBm/RBW)	(dBm/RBW)	(dBm/RBW)	(dBm/RBW)
6.83	6.83	0.60	1.00	0.76	1.23





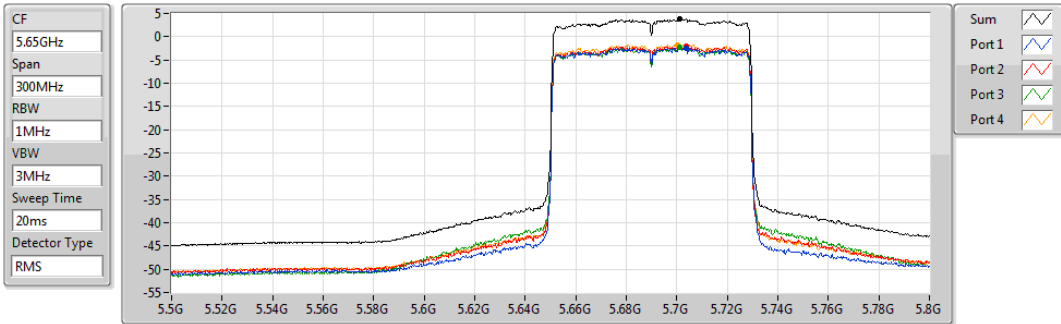


802.11ax HEW80-BF_Nss1,(MCS0)_4TX

PSD

5690MHz Straddle 5.47-5.725GHz

21/07/2020



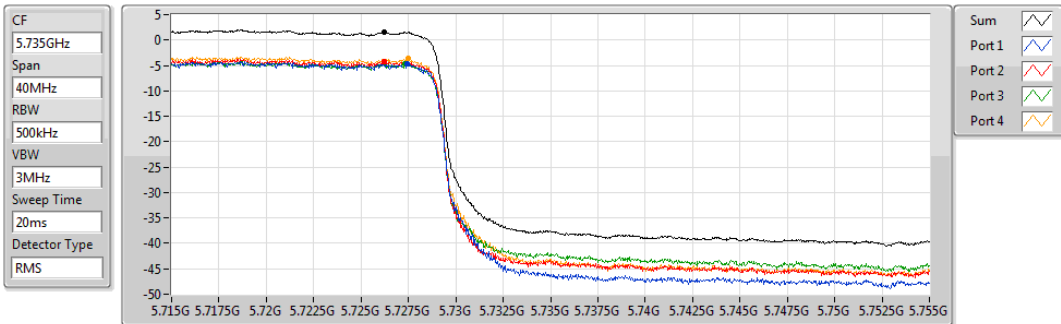
Sum	PD	Port 1	Port 2	Port 3	Port 4
(dBm/RBW)	(dBm/RBW)	(dBm/RBW)	(dBm/RBW)	(dBm/RBW)	(dBm/RBW)
3.89	3.89	-2.39	-1.97	-2.36	-1.71

802.11ax HEW80-BF_Nss1,(MCS0)_4TX

PSD

5690MHz Straddle 5.725-5.85GHz

21/07/2020



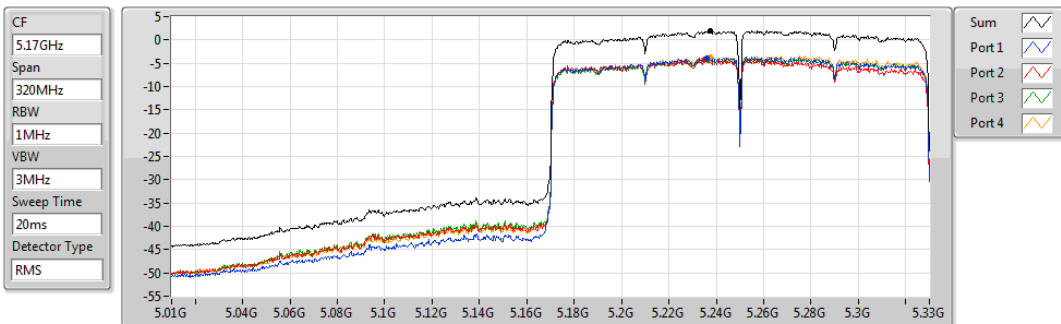
Sum	PD	Port 1	Port 2	Port 3	Port 4
(dBm/RBW)	(dBm/RBW)	(dBm/RBW)	(dBm/RBW)	(dBm/RBW)	(dBm/RBW)
1.55	1.55	-4.59	-4.27	-4.72	-3.68

802.11ax HEW160-BF_Nss1,(MCS0)_4TX

PSD

5250MHz Straddle 5.15-5.25GHz

21/07/2020



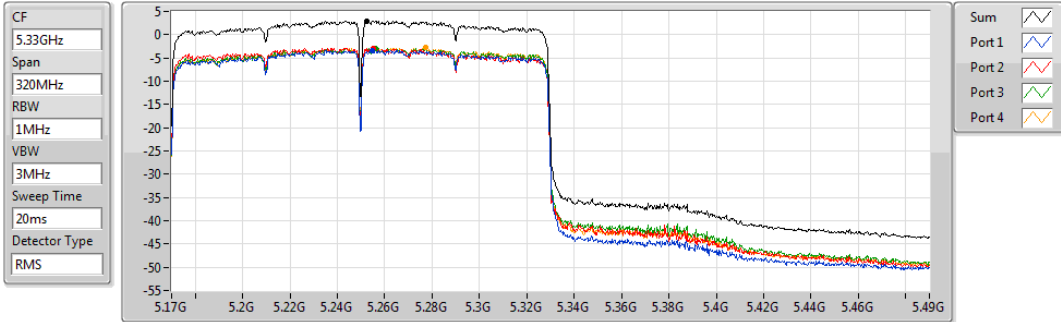
Sum	PD	Port 1	Port 2	Port 3	Port 4
(dBm/RBW)	(dBm/RBW)	(dBm/RBW)	(dBm/RBW)	(dBm/RBW)	(dBm/RBW)
1.84	1.84	-3.87	-4.24	-4.12	-3.69

802.11ax HEW160-BF_Nss1,(MCS0)_4TX

PSD

5250MHz Straddle 5.25-5.35GHz

21/07/2020



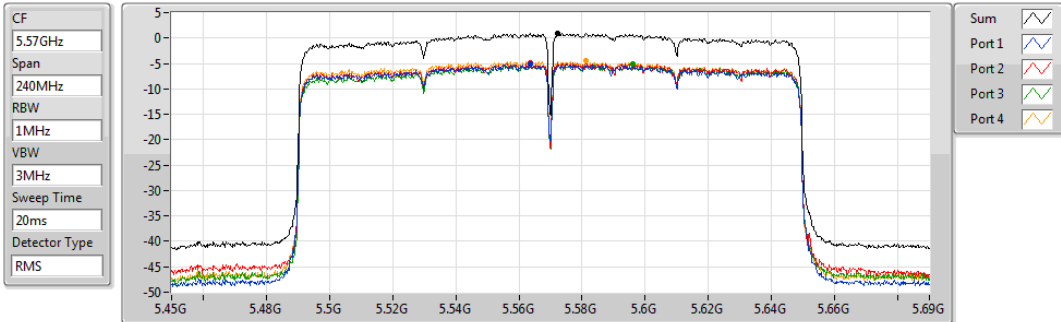
Sum	PD	Port 1	Port 2	Port 3	Port 4
(dBm/RBW)	(dBm/RBW)	(dBm/RBW)	(dBm/RBW)	(dBm/RBW)	(dBm/RBW)
2.88	2.88	-3.42	-2.90	-2.87	-2.82

802.11ax HEW160-BF_Nss1,(MCS0)_4TX

PSD

5570MHz

21/07/2020



Sum	PD	Port 1	Port 2	Port 3	Port 4
(dBm/RBW)	(dBm/RBW)	(dBm/RBW)	(dBm/RBW)	(dBm/RBW)	(dBm/RBW)
0.94	0.94	-5.20	-4.90	-5.15	-4.56



For non-beamforming function:

Summary

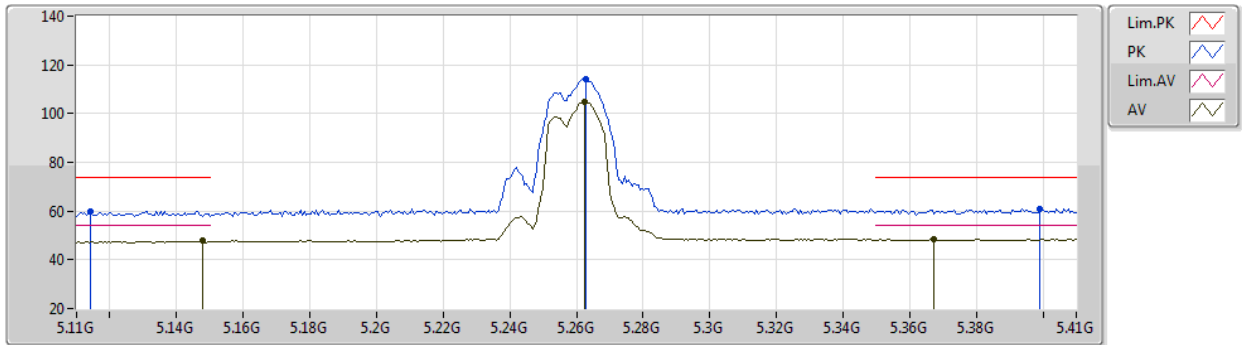
Mode	Result	Type	Freq (Hz)	Level (dBuV/m)	Limit (dBuV/m)	Margin (dB)	Dist (m)	Condition	Azimuth (°)	Height (m)	Comments
5.25-5.35GHz	-	-	-	-	-	-	-	-	-	-	-
802.11ax HEW40_Nss1,(MCS0)_4TX	Pass	AV	5.3524G	53.96	54.00	-0.04	3	Horizontal	358	1.22	-



802.11a_Nss1,(6Mbps)_4TX

08/06/2020

5260MHz_TX



EUT Y_4TX
Setting 67
03-A-L-2-10

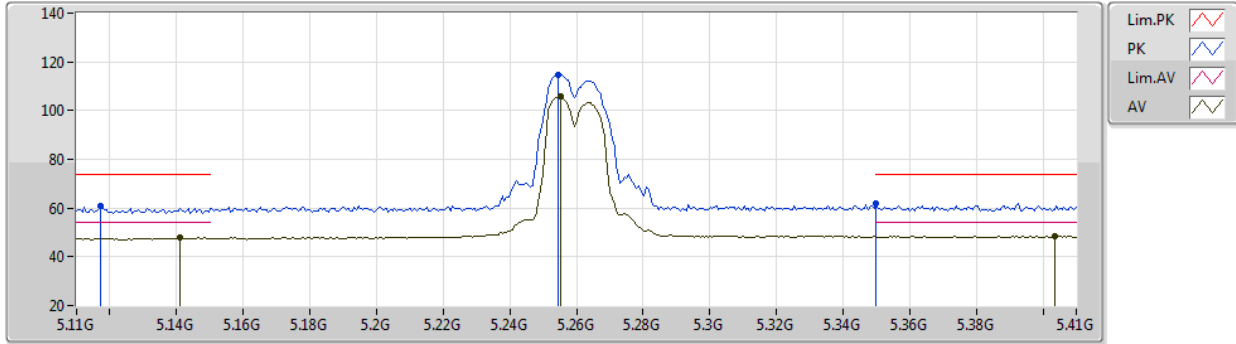
Type	Freq (Hz)	Level (dBuV/m)	Limit (dBuV/m)	Margin (dB)	Raw (dBuV)	Dist (m)	Condition	Azimuth (°)	Height (m)	Comment	AF (dB)	CL (dB)	PA (dB)
PK	5.1142G	60.00	74.00	-14.00	54.03	3	Vertical	228	1.51	-	34.01	6.71	34.75
AV	5.1478G	47.86	54.00	-6.14	41.85	3	Vertical	228	1.51	-	34.05	6.73	34.77
PK	5.263G	114.00	Inf	-Inf	107.79	3	Vertical	228	1.51	-	34.23	6.83	34.85
AV	5.2624G	104.74	Inf	-Inf	98.54	3	Vertical	228	1.51	-	34.22	6.83	34.85
PK	5.3992G	61.05	74.00	-12.95	54.67	3	Vertical	228	1.51	-	34.40	6.93	34.95
AV	5.3674G	48.41	54.00	-5.59	42.06	3	Vertical	228	1.51	-	34.37	6.91	34.93



802.11a_Nss1,(6Mbps)_4TX

08/06/2020

5260MHz_TX



EUT Y_4TX
Setting 67
03-A-L-2-10

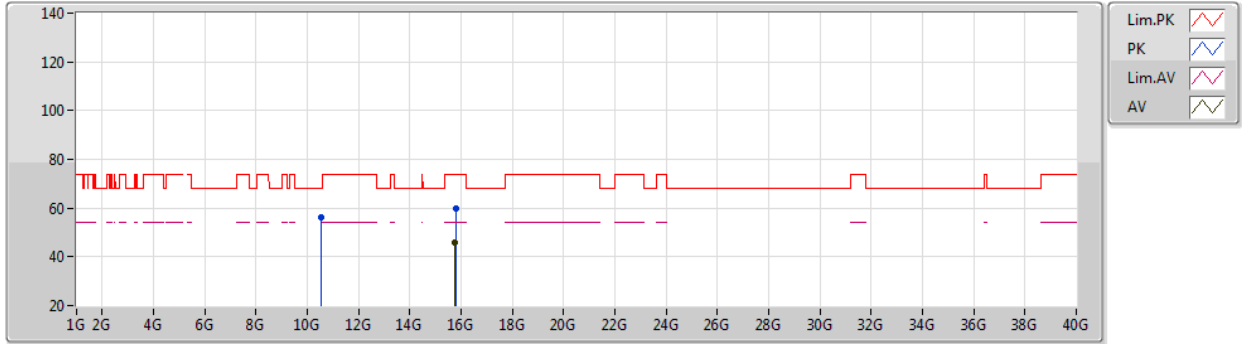
Type	Freq (Hz)	Level (dBuV/m)	Limit (dBuV/m)	Margin (dB)	Raw (dBuV)	Dist (m)	Condition	Azimuth (°)	Height (m)	Comment	AF (dB)	CL (dB)	PA (dB)
PK	5.1172G	61.12	74.00	-12.88	55.14	3	Horizontal	357	1.47	-	34.02	6.71	34.75
AV	5.1412G	47.83	54.00	-6.17	41.83	3	Horizontal	357	1.47	-	34.04	6.73	34.77
PK	5.2546G	114.75	Inf	-Inf	108.57	3	Horizontal	357	1.47	-	34.21	6.82	34.85
AV	5.2552G	105.67	Inf	-Inf	99.49	3	Horizontal	357	1.47	-	34.21	6.82	34.85
PK	5.35G	62.08	74.00	-11.92	55.75	3	Horizontal	357	1.47	-	34.35	6.90	34.92
AV	5.4034G	48.41	54.00	-5.59	42.03	3	Horizontal	357	1.47	-	34.40	6.93	34.95



802.11a_Nss1,(6Mbps)_4TX

08/06/2020

5260MHz_TX



EUT Y_4TX
Setting 67
03-A-L-2

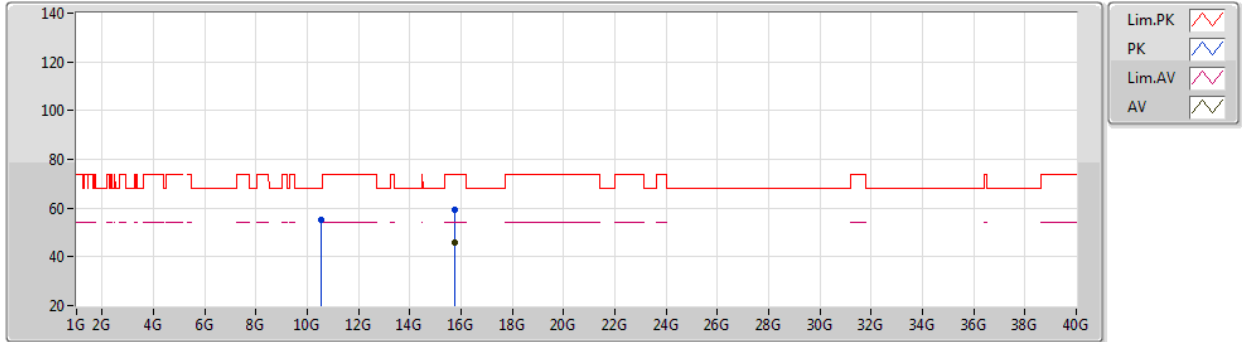
Type	Freq (Hz)	Level (dBuV/m)	Limit (dBuV/m)	Margin (dB)	Raw (dBuV)	Dist (m)	Condition	Azimuth (°)	Height (m)	Comment	AF (dB)	CL (dB)	PA (dB)
PK	10.51764G	56.06	68.20	-12.14	42.52	3	Vertical	360	1.76	-	38.40	10.02	34.88
PK	15.78086G	59.60	74.00	-14.40	44.75	3	Vertical	188	2.61	-	38.16	11.75	35.06
AV	15.7783G	45.95	54.00	-8.05	31.09	3	Vertical	188	2.61	-	38.17	11.75	35.06



802.11a_Nss1,(6Mbps)_4TX

08/06/2020

5260MHz_TX



EUT Y_4TX
Setting 67
03-A-L-2

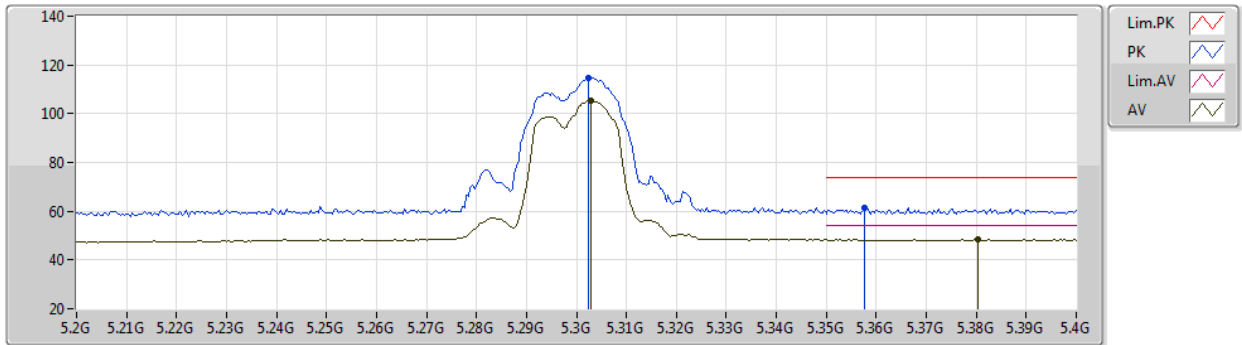
Type	Freq (Hz)	Level (dBuV/m)	Limit (dBuV/m)	Margin (dB)	Raw (dBuV)	Dist (m)	Condition	Azimuth (°)	Height (m)	Comment	AF (dB)	CL (dB)	PA (dB)
PK	10.52116G	55.35	68.20	-12.85	41.81	3	Horizontal	199	2.92	-	38.40	10.02	34.88
PK	15.77694G	59.20	74.00	-14.80	44.34	3	Horizontal	3	1.80	-	38.17	11.75	35.06
AV	15.77854G	45.81	54.00	-8.19	30.96	3	Horizontal	3	1.80	-	38.16	11.75	35.06



802.11a_Nss1,(6Mbps)_4TX

08/06/2020

5300MHz_TX



EUT Y_4TX
Setting 67
03-A-L-2-10

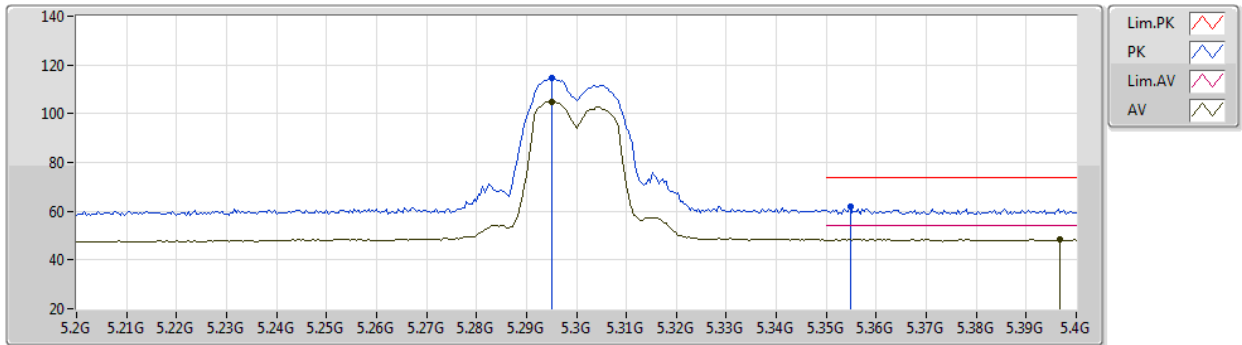
Type	Freq (Hz)	Level (dBuV/m)	Limit (dBuV/m)	Margin (dB)	Raw (dBuV)	Dist (m)	Condition	Azimuth (°)	Height (m)	Comment	AF (dB)	CL (dB)	PA (dB)
PK	5.3024G	114.75	Inf	-Inf	108.47	3	Vertical	231	1.34	-	34.30	6.86	34.88
AV	5.3028G	105.16	Inf	-Inf	98.88	3	Vertical	231	1.34	-	34.30	6.86	34.88
PK	5.3576G	61.48	74.00	-12.52	55.14	3	Vertical	231	1.34	-	34.36	6.90	34.92
AV	5.3804G	48.39	54.00	-5.61	42.03	3	Vertical	231	1.34	-	34.38	6.92	34.94



802.11a_Nss1,(6Mbps)_4TX

08/06/2020

5300MHz_TX



EUT Y_4TX
Setting 67
03-A-L-2-10

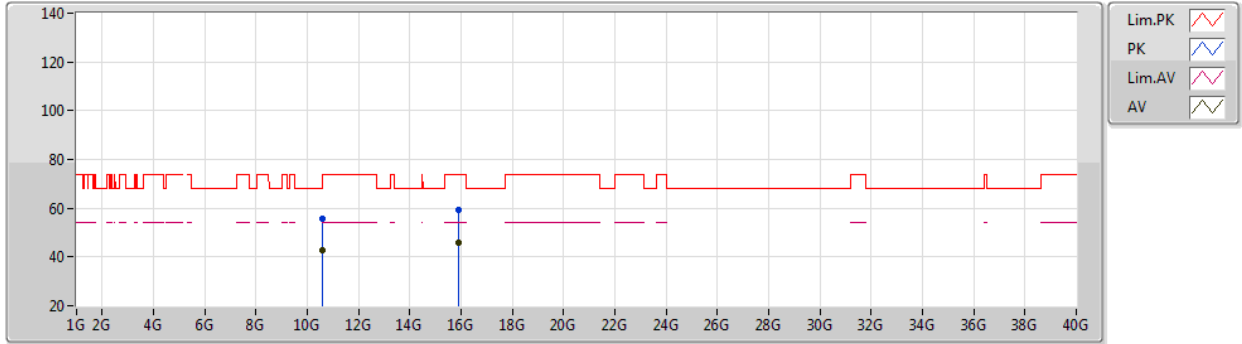
Type	Freq (Hz)	Level (dBuV/m)	Limit (dBuV/m)	Margin (dB)	Raw (dBuV)	Dist (m)	Condition	Azimuth (°)	Height (m)	Comment	AF (dB)	CL (dB)	PA (dB)
PK	5.2952G	114.72	Inf	-Inf	108.45	3	Horizontal	355	1.53	-	34.29	6.86	34.88
AV	5.2952G	105.05	Inf	-Inf	98.78	3	Horizontal	355	1.53	-	34.29	6.86	34.88
PK	5.3548G	61.74	74.00	-12.26	55.41	3	Horizontal	355	1.53	-	34.35	6.90	34.92
AV	5.3968G	48.55	54.00	-5.45	42.17	3	Horizontal	355	1.53	-	34.40	6.93	34.95



802.11a_Nss1,(6Mbps)_4TX

08/06/2020

5300MHz_TX



EUT Y_4TX
Setting 67
03-A-L-2

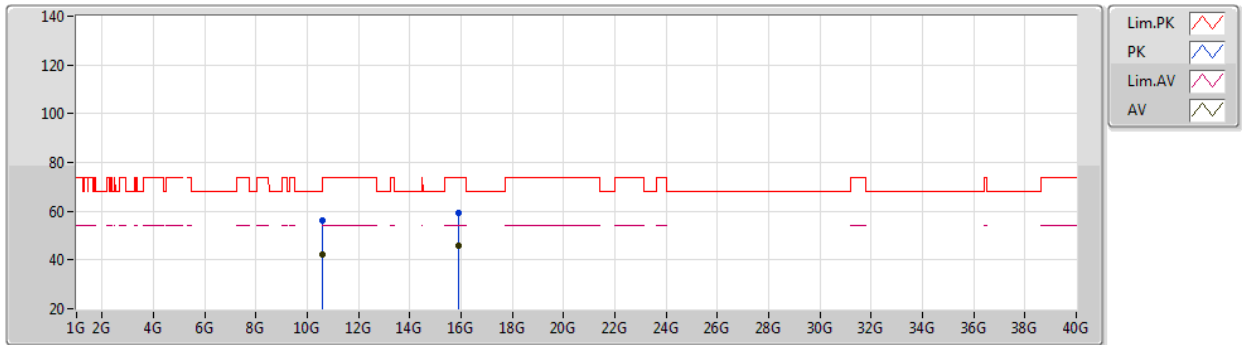
Type	Freq (Hz)	Level (dBuV/m)	Limit (dBuV/m)	Margin (dB)	Raw (dBuV)	Dist (m)	Condition	Azimuth (°)	Height (m)	Comment	AF (dB)	CL (dB)	PA (dB)
PK	10.60358G	55.92	74.00	-18.08	42.29	3	Vertical	182	2.32	-	38.42	10.04	34.83
AV	10.60476G	42.66	54.00	-11.34	29.03	3	Vertical	182	2.32	-	38.42	10.04	34.83
PK	15.90024G	59.46	74.00	-14.54	45.04	3	Vertical	18	1.80	-	37.80	11.81	35.19
AV	15.89806G	45.68	54.00	-8.32	31.25	3	Vertical	18	1.80	-	37.81	11.81	35.19



802.11a_Nss1,(6Mbps)_4TX

08/06/2020

5300MHz_TX



EUT Y_4TX
Setting 67
03-A-L-2

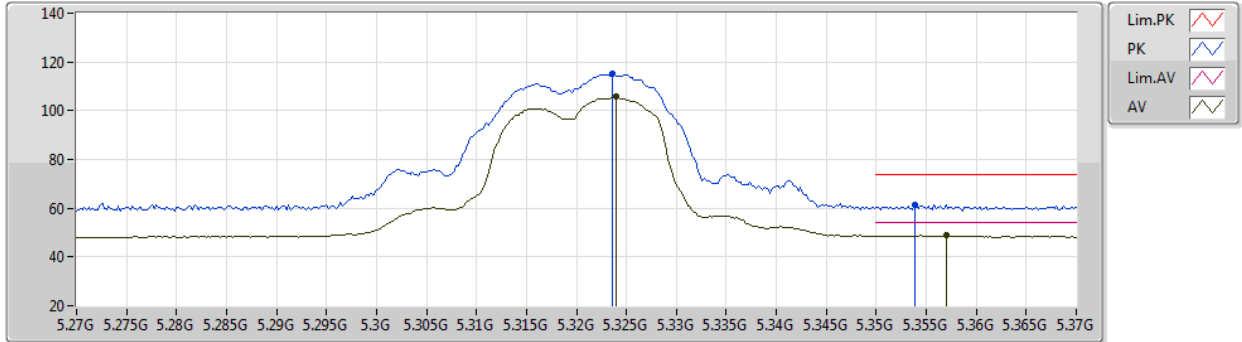
Type	Freq (Hz)	Level (dBuV/m)	Limit (dBuV/m)	Margin (dB)	Raw (dBuV)	Dist (m)	Condition	Azimuth (°)	Height (m)	Comment	AF (dB)	CL (dB)	PA (dB)
PK	10.59856G	56.18	68.20	-12.02	42.55	3	Horizontal	220	1.79	-	38.42	10.04	34.83
AV	10.60394G	42.50	54.00	-11.50	28.87	3	Horizontal	220	1.79	-	38.42	10.04	34.83
PK	15.9014G	59.24	74.00	-14.76	44.82	3	Horizontal	88	1.80	-	37.80	11.81	35.19
AV	15.89636G	45.84	54.00	-8.16	31.41	3	Horizontal	88	1.80	-	37.81	11.81	35.19



802.11a_Nss1,(6Mbps)_4TX

08/06/2020

5320MHz_TX



EUT Y_4TX
Setting 68
03-A-L-2-10

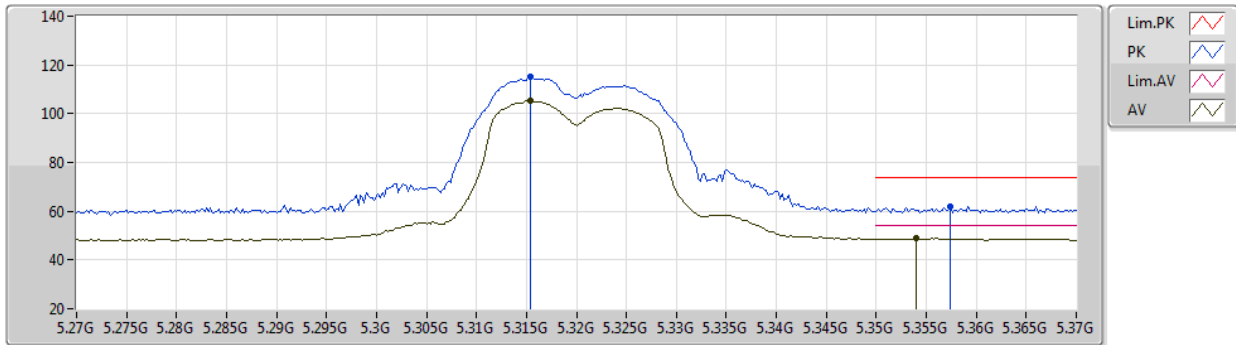
Type	Freq (Hz)	Level (dBuV/m)	Limit (dBuV/m)	Margin (dB)	Raw (dBuV)	Dist (m)	Condition	Azimuth (°)	Height (m)	Comment	AF (dB)	CL (dB)	PA (dB)
PK	5.3236G	115.00	Inf	-Inf	108.70	3	Vertical	237	1.45	-	34.32	6.88	34.90
AV	5.324G	105.74	Inf	-Inf	99.44	3	Vertical	237	1.45	-	34.32	6.88	34.90
PK	5.3538G	61.39	74.00	-12.61	55.06	3	Vertical	237	1.45	-	34.35	6.90	34.92
AV	5.357G	48.74	54.00	-5.26	42.40	3	Vertical	237	1.45	-	34.36	6.90	34.92



802.11a_Nss1,(6Mbps)_4TX

08/06/2020

5320MHz_TX



EUT Y_4TX
Setting 68
03-A-L-2-10

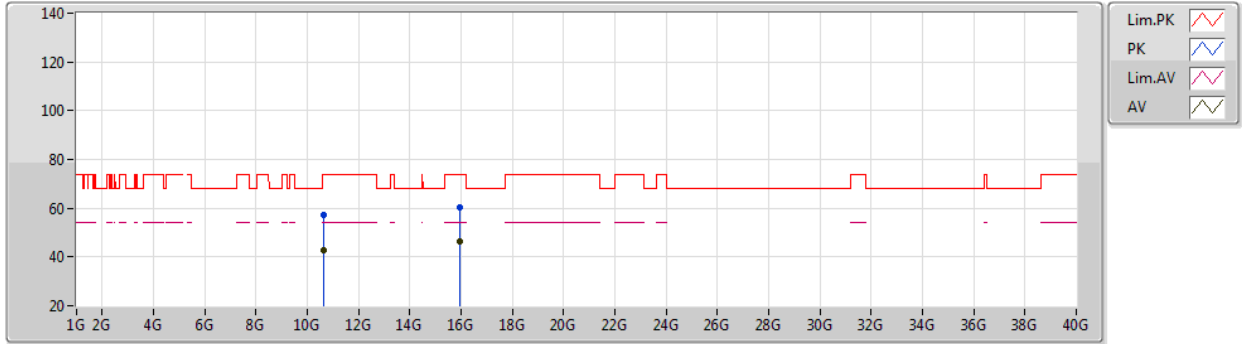
Type	Freq (Hz)	Level (dBuV/m)	Limit (dBuV/m)	Margin (dB)	Raw (dBuV)	Dist (m)	Condition	Azimuth (°)	Height (m)	Comment	AF (dB)	CL (dB)	PA (dB)
PK	5.3154G	114.92	Inf	-Inf	108.62	3	Horizontal	355	1.50	-	34.32	6.87	34.89
AV	5.3154G	105.24	Inf	-Inf	98.94	3	Horizontal	355	1.50	-	34.32	6.87	34.89
PK	5.3574G	61.92	74.00	-12.08	55.58	3	Horizontal	355	1.50	-	34.36	6.90	34.92
AV	5.354G	48.76	54.00	-5.24	42.43	3	Horizontal	355	1.50	-	34.35	6.90	34.92



802.11a_Nss1,(6Mbps)_4TX

08/06/2020

5320MHz_TX



EUT Y_4TX
Setting 68
03-A-L-2

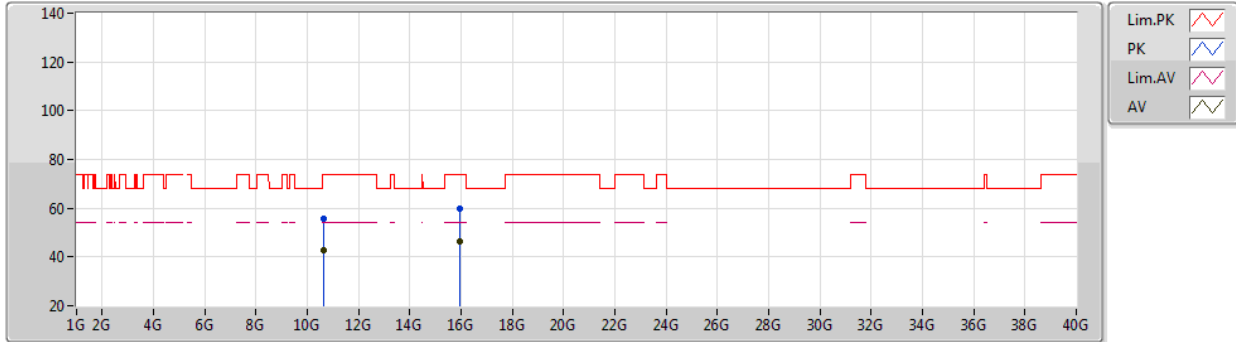
Type	Freq (Hz)	Level (dBuV/m)	Limit (dBuV/m)	Margin (dB)	Raw (dBuV)	Dist (m)	Condition	Azimuth (°)	Height (m)	Comment	AF (dB)	CL (dB)	PA (dB)
PK	10.63932G	57.00	74.00	-17.00	43.34	3	Vertical	360	2.69	-	38.43	10.04	34.81
AV	10.6447G	42.55	54.00	-11.45	28.89	3	Vertical	360	2.69	-	38.43	10.04	34.81
PK	15.9646G	60.22	74.00	-13.78	46.03	3	Vertical	20	3.00	-	37.61	11.84	35.26
AV	15.96214G	46.26	54.00	-7.74	32.07	3	Vertical	20	3.00	-	37.61	11.84	35.26



802.11a_Nss1,(6Mbps)_4TX

08/06/2020

5320MHz_TX



EUT Y_4TX
Setting 68
03-A-L-2

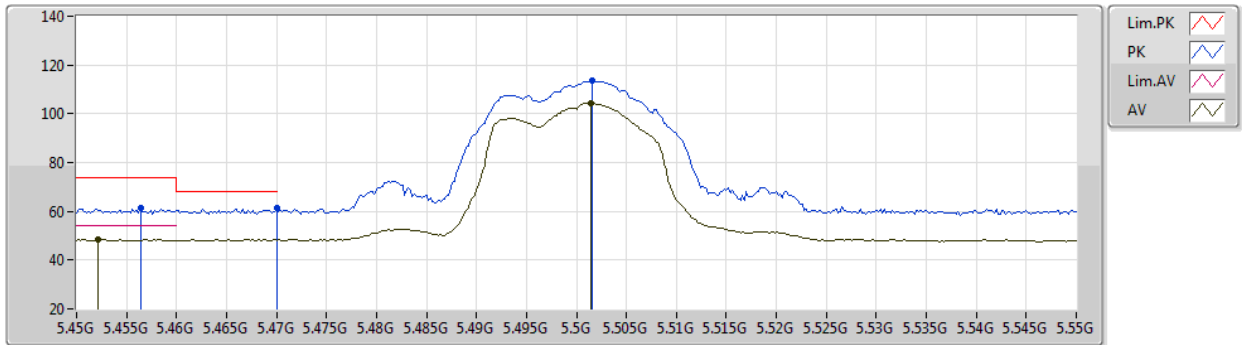
Type	Freq (Hz)	Level (dBuV/m)	Limit (dBuV/m)	Margin (dB)	Raw (dBuV)	Dist (m)	Condition	Azimuth (°)	Height (m)	Comment	AF (dB)	CL (dB)	PA (dB)
PK	10.64472G	55.73	74.00	-18.27	42.07	3	Horizontal	292	2.79	-	38.43	10.04	34.81
AV	10.64486G	42.51	54.00	-11.49	28.85	3	Horizontal	292	2.79	-	38.43	10.04	34.81
PK	15.96474G	59.91	74.00	-14.09	45.72	3	Horizontal	97	2.18	-	37.61	11.84	35.26
AV	15.95604G	46.14	54.00	-7.86	31.92	3	Horizontal	97	2.18	-	37.63	11.84	35.25



802.11a_Nss1,(6Mbps)_4TX

09/06/2020

5500MHz_TX



EUT Y_4TX
Setting 64
03-A-L-2-10

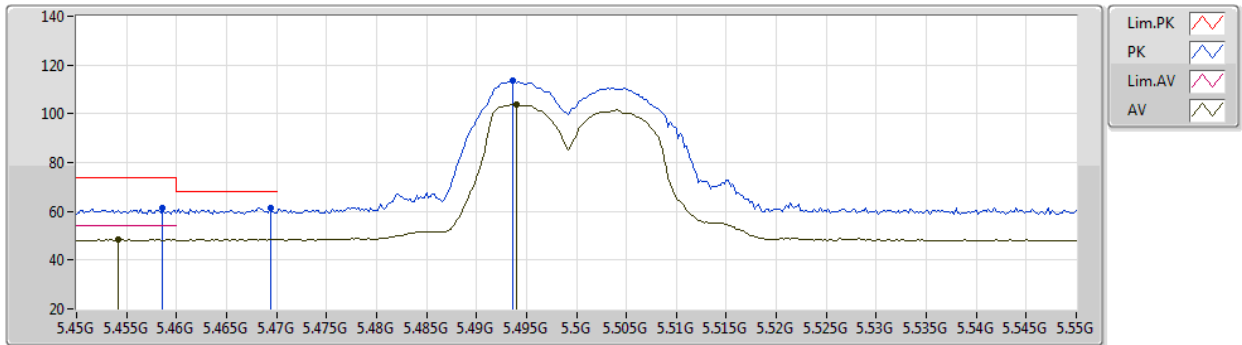
Type	Freq (Hz)	Level (dBuV/m)	Limit (dBuV/m)	Margin (dB)	Raw (dBuV)	Dist (m)	Condition	Azimuth (°)	Height (m)	Comment	AF (dB)	CL (dB)	PA (dB)
PK	5.4564G	61.53	74.00	-12.47	55.07	3	Vertical	225	1.43	-	34.46	6.98	34.98
AV	5.4522G	48.46	54.00	-5.54	42.02	3	Vertical	225	1.43	-	34.45	6.97	34.98
PK	5.47G	61.49	68.20	-6.71	55.02	3	Vertical	225	1.43	-	34.47	6.99	34.99
PK	5.5016G	113.65	Inf	-Inf	107.15	3	Vertical	225	1.43	-	34.50	7.01	35.01
AV	5.5014G	104.24	Inf	-Inf	97.74	3	Vertical	225	1.43	-	34.50	7.01	35.01



802.11a_Nss1,(6Mbps)_4TX

09/06/2020

5500MHz_TX



EUT Y_4TX
Setting 64
03-A-L-2-10

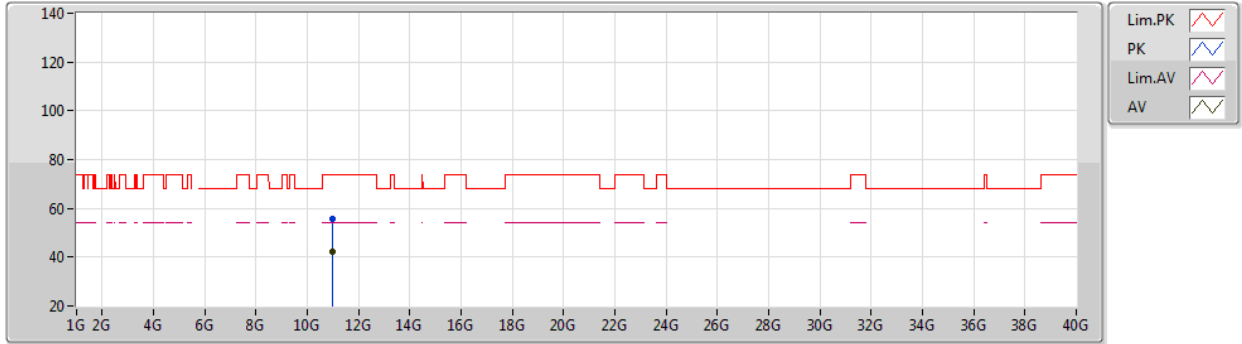
Type	Freq (Hz)	Level (dBuV/m)	Limit (dBuV/m)	Margin (dB)	Raw (dBuV)	Dist (m)	Condition	Azimuth (°)	Height (m)	Comment	AF (dB)	CL (dB)	PA (dB)
PK	5.4586G	61.50	74.00	-12.50	55.05	3	Horizontal	179	1.84	-	34.46	6.98	34.99
AV	5.4542G	48.45	54.00	-5.55	42.01	3	Horizontal	179	1.84	-	34.45	6.97	34.98
PK	5.4694G	61.29	68.20	-6.91	54.82	3	Horizontal	179	1.84	-	34.47	6.99	34.99
PK	5.4936G	113.37	Inf	-Inf	106.89	3	Horizontal	179	1.84	-	34.49	7.00	35.01
AV	5.494G	103.98	Inf	-Inf	97.49	3	Horizontal	179	1.84	-	34.49	7.01	35.01



802.11a_Nss1,(6Mbps)_4TX

09/06/2020

5500MHz_TX



EUT Y_4TX
Setting 64
03-A-L-2

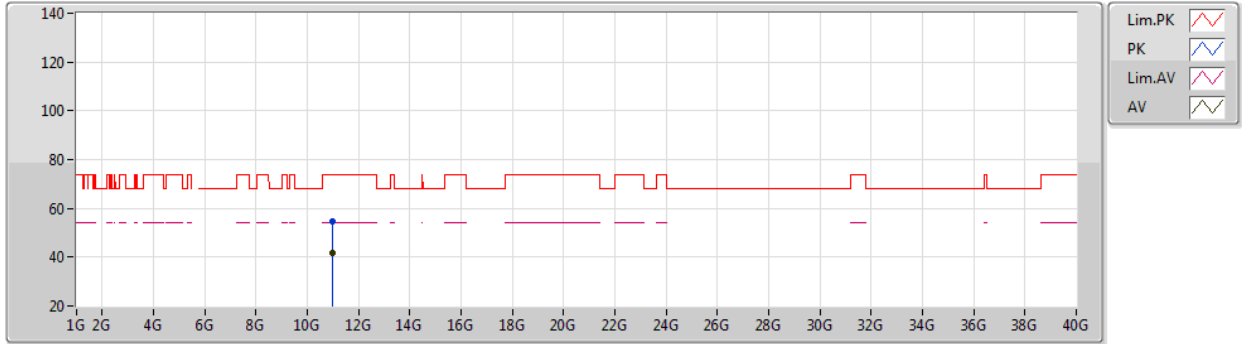
Type	Freq (Hz)	Level (dBuV/m)	Limit (dBuV/m)	Margin (dB)	Raw (dBuV)	Dist (m)	Condition	Azimuth (°)	Height (m)	Comment	AF (dB)	CL (dB)	PA (dB)
PK	11.00408G	55.48	74.00	-18.52	41.47	3	Vertical	108	2.33	-	38.50	10.10	34.59
AV	10.99996G	42.36	54.00	-11.64	28.35	3	Vertical	108	2.33	-	38.50	10.10	34.59



802.11a_Nss1,(6Mbps)_4TX

09/06/2020

5500MHz_TX



EUT Y_4TX
Setting 64
03-A-L-2

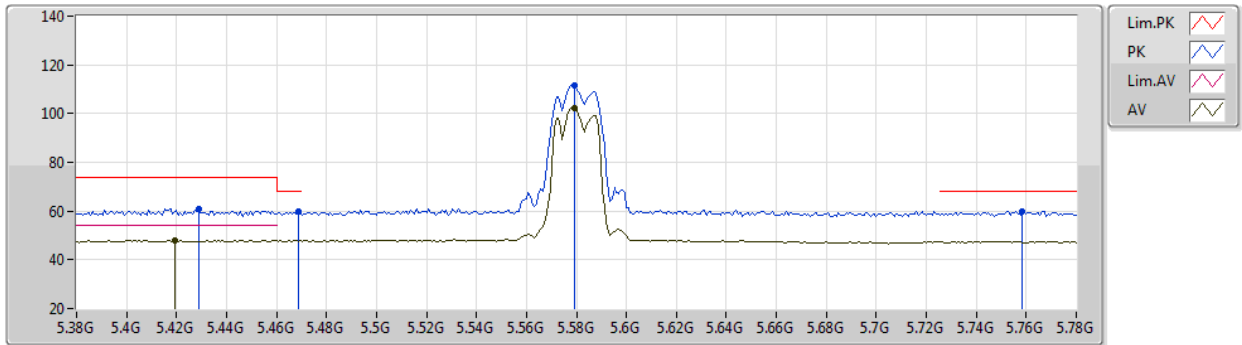
Type	Freq (Hz)	Level (dBuV/m)	Limit (dBuV/m)	Margin (dB)	Raw (dBuV)	Dist (m)	Condition	Azimuth (°)	Height (m)	Comment	AF (dB)	CL (dB)	PA (dB)
PK	11.005G	54.80	74.00	-19.20	40.79	3	Horizontal	86	1.80	-	38.50	10.10	34.59
AV	11.00138G	41.84	54.00	-12.16	27.83	3	Horizontal	86	1.80	-	38.50	10.10	34.59



802.11a_Nss1,(6Mbps)_4TX

09/06/2020

5580MHz_TX



EUT Y_4TX
Setting 64
03-A-L-2-10

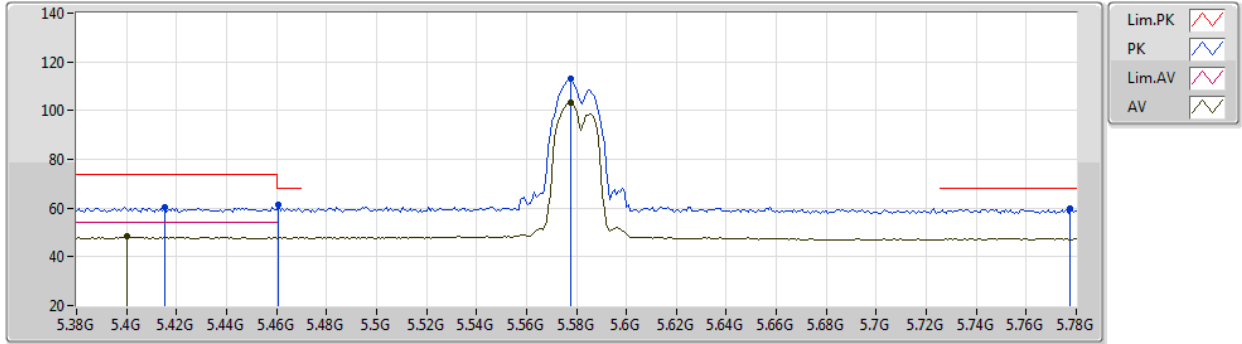
Type	Freq (Hz)	Level (dBuV/m)	Limit (dBuV/m)	Margin (dB)	Raw (dBuV)	Dist (m)	Condition	Azimuth (°)	Height (m)	Comment	AF (dB)	CL (dB)	PA (dB)
PK	5.4288G	61.05	74.00	-12.95	54.64	3	Vertical	0	1.83	-	34.43	6.95	34.97
AV	5.4192G	47.95	54.00	-6.05	41.54	3	Vertical	0	1.83	-	34.42	6.95	34.96
PK	5.4688G	59.62	68.20	-8.58	53.15	3	Vertical	0	1.83	-	34.47	6.99	34.99
PK	5.5792G	111.80	Inf	-Inf	105.35	3	Vertical	0	1.83	-	34.42	7.02	34.99
AV	5.5792G	102.41	Inf	-Inf	95.96	3	Vertical	0	1.83	-	34.42	7.02	34.99
PK	5.7584G	60.02	68.20	-8.18	53.62	3	Vertical	0	1.83	-	34.30	7.04	34.94



802.11a_Nss1,(6Mbps)_4TX

09/06/2020

5580MHz_TX



EUT Y_4TX
Setting 64
03-A-L-2-10

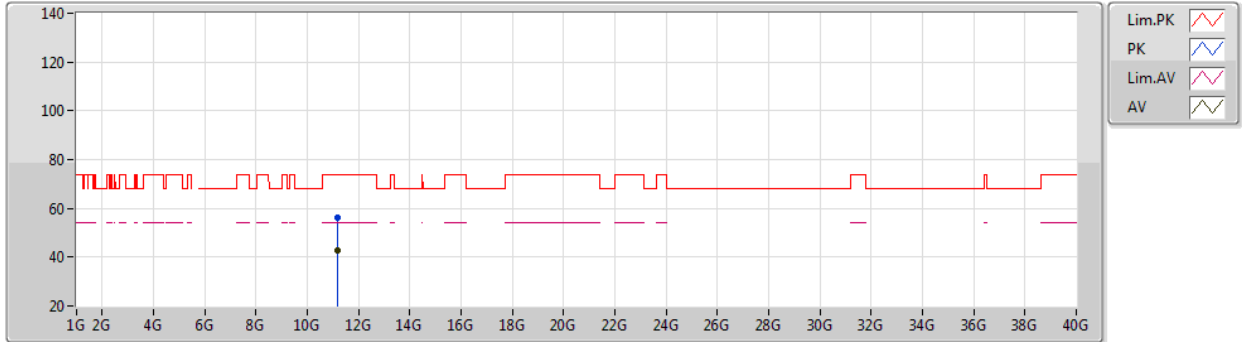
Type	Freq (Hz)	Level (dBuV/m)	Limit (dBuV/m)	Margin (dB)	Raw (dBuV)	Dist (m)	Condition	Azimuth (°)	Height (m)	Comment	AF (dB)	CL (dB)	PA (dB)
PK	5.4152G	60.39	74.00	-13.61	53.99	3	Horizontal	0	1.80	-	34.42	6.94	34.96
AV	5.4G	48.21	54.00	-5.79	41.83	3	Horizontal	0	1.80	-	34.40	6.93	34.95
PK	5.4608G	61.29	68.20	-6.91	54.84	3	Horizontal	0	1.80	-	34.46	6.98	34.99
PK	5.5776G	112.89	Inf	-Inf	106.44	3	Horizontal	0	1.80	-	34.42	7.02	34.99
AV	5.5776G	103.03	Inf	-Inf	96.58	3	Horizontal	0	1.80	-	34.42	7.02	34.99
PK	5.7776G	59.74	68.20	-8.46	53.33	3	Horizontal	0	1.80	-	34.30	7.04	34.93



802.11a_Nss1,(6Mbps)_4TX

09/06/2020

5580MHz_TX



EUT Y_4TX
Setting 64
03-A-L-2

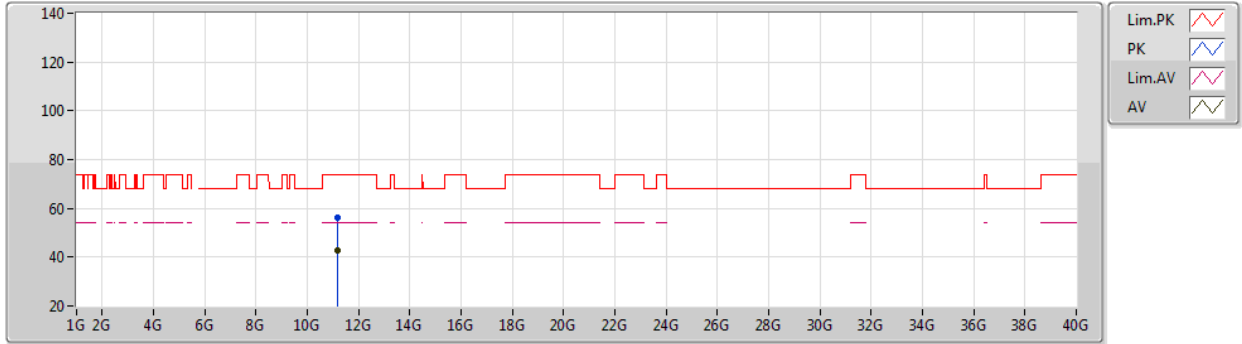
Type	Freq (Hz)	Level (dBuV/m)	Limit (dBuV/m)	Margin (dB)	Raw (dBuV)	Dist (m)	Condition	Azimuth (°)	Height (m)	Comment	AF (dB)	CL (dB)	PA (dB)
PK	11.16088G	56.11	74.00	-17.89	42.00	3	Vertical	102	1.66	-	38.61	10.12	34.62
AV	11.1598G	42.99	54.00	-11.01	28.88	3	Vertical	102	1.66	-	38.61	10.12	34.62



802.11a_Nss1,(6Mbps)_4TX

09/06/2020

5580MHz_TX



EUT Y_4TX
Setting 64
03-A-L-2

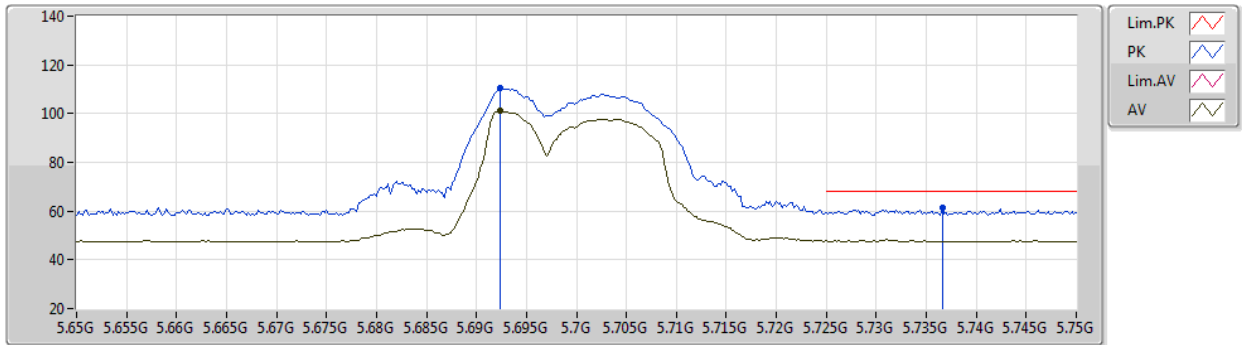
Type	Freq (Hz)	Level (dBuV/m)	Limit (dBuV/m)	Margin (dB)	Raw (dBuV)	Dist (m)	Condition	Azimuth (°)	Height (m)	Comment	AF (dB)	CL (dB)	PA (dB)
PK	11.15738G	56.32	74.00	-17.68	42.21	3	Horizontal	102	1.80	-	38.61	10.12	34.62
AV	11.15842G	42.56	54.00	-11.44	28.45	3	Horizontal	102	1.80	-	38.61	10.12	34.62



802.11a_Nss1,(6Mbps)_4TX

08/06/2020

5700MHz_TX



EUT Y_4TX
Setting 64
03-A-L-2-10

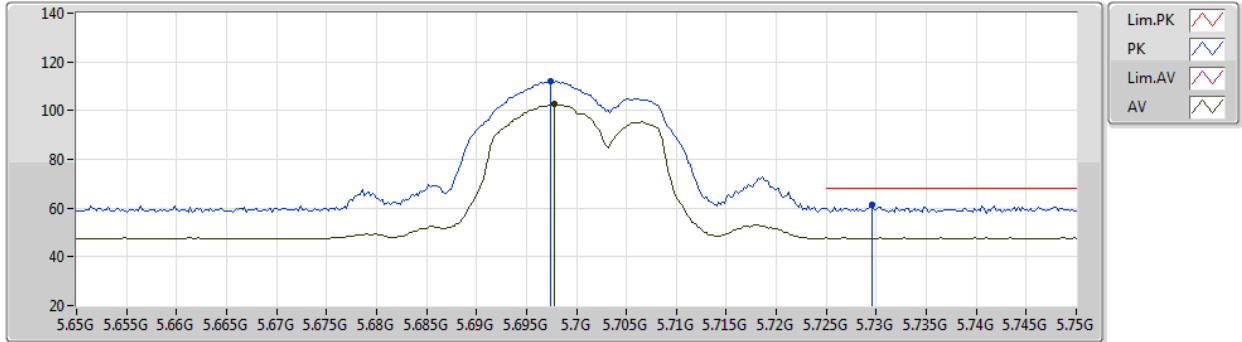
Type	Freq (Hz)	Level (dBuV/m)	Limit (dBuV/m)	Margin (dB)	Raw (dBuV)	Dist (m)	Condition	Azimuth (°)	Height (m)	Comment	AF (dB)	CL (dB)	PA (dB)
PK	5.6924G	110.66	Inf	-Inf	104.27	3	Vertical	307	1.80	-	34.31	7.03	34.95
AV	5.6924G	101.09	Inf	-Inf	94.70	3	Vertical	307	1.80	-	34.31	7.03	34.95
PK	5.7366G	61.18	68.20	-7.02	54.79	3	Vertical	307	1.80	-	34.30	7.03	34.94



802.11a_Nss1,(6Mbps)_4TX

08/06/2020

5700MHz_TX



EUT Y_4TX
Setting 64
03-A-L-2-10

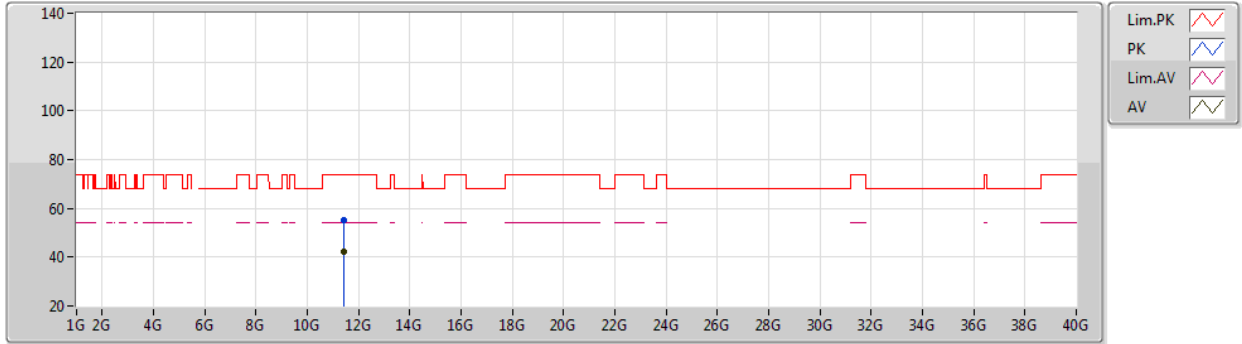
Type	Freq (Hz)	Level (dBuV/m)	Limit (dBuV/m)	Margin (dB)	Raw (dBuV)	Dist (m)	Condition	Azimuth (°)	Height (m)	Comment	AF (dB)	CL (dB)	PA (dB)
PK	5.6974G	112.12	Inf	-Inf	105.74	3	Horizontal	1	1.51	-	34.30	7.03	34.95
AV	5.6978G	102.56	Inf	-Inf	96.18	3	Horizontal	1	1.51	-	34.30	7.03	34.95
PK	5.7296G	61.16	68.20	-7.04	54.77	3	Horizontal	1	1.51	-	34.30	7.03	34.94



802.11a_Nss1,(6Mbps)_4TX

08/06/2020

5700MHz_TX



EUT Y_4TX
Setting 64
03-A-L-2

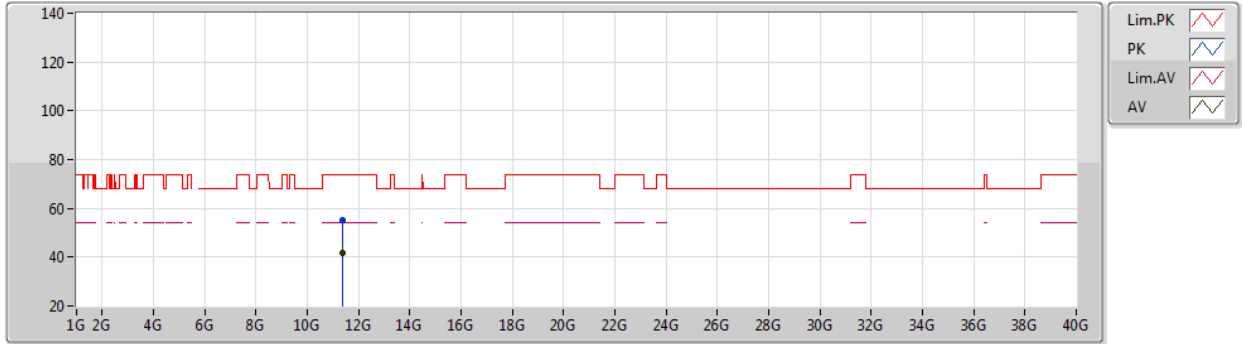
Type	Freq (Hz)	Level (dBuV/m)	Limit (dBuV/m)	Margin (dB)	Raw (dBuV)	Dist (m)	Condition	Azimuth (°)	Height (m)	Comment	AF (dB)	CL (dB)	PA (dB)
PK	11.40262G	55.10	74.00	-18.90	40.83	3	Vertical	101	1.80	-	38.78	10.15	34.66
AV	11.40322G	42.12	54.00	-11.88	27.85	3	Vertical	101	1.80	-	38.78	10.15	34.66



802.11a_Nss1,(6Mbps)_4TX

08/06/2020

5700MHz_TX



EUT Y_4TX
Setting 64
03-A-L-2

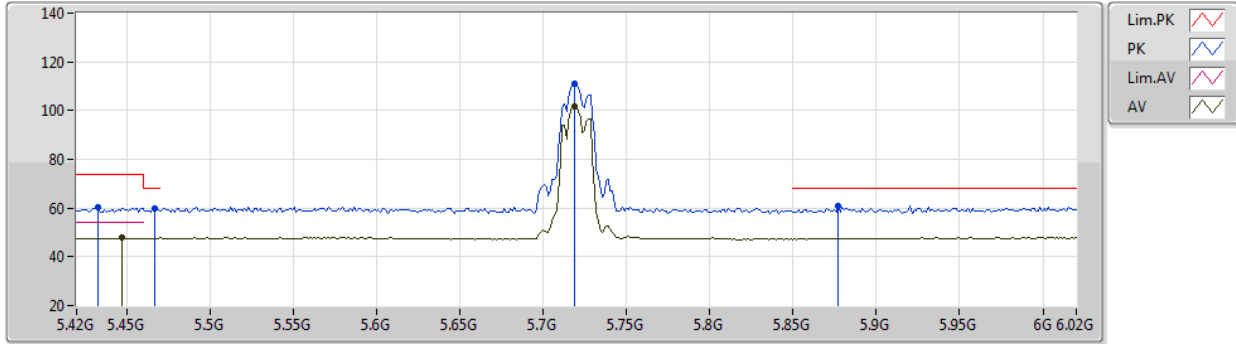
Type	Freq (Hz)	Level (dBuV/m)	Limit (dBuV/m)	Margin (dB)	Raw (dBuV)	Dist (m)	Condition	Azimuth (°)	Height (m)	Comment	AF (dB)	CL (dB)	PA (dB)
PK	11.3951G	55.14	74.00	-18.86	40.87	3	Horizontal	174	1.80	-	38.78	10.15	34.66
AV	11.39992G	41.91	54.00	-12.09	27.64	3	Horizontal	174	1.80	-	38.78	10.15	34.66



802.11a_Nss1,(6Mbps)_4TX

08/06/2020

5720MHz Straddle 5.47-5.725GHz_TX



EUT Y_4TX
Setting 64
03-A-L-2-10

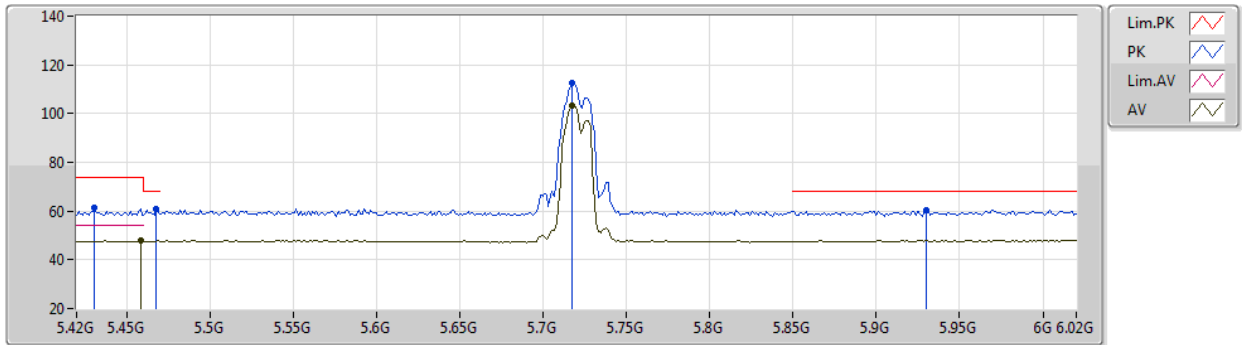
Type	Freq (Hz)	Level (dBuV/m)	Limit (dBuV/m)	Margin (dB)	Raw (dBuV)	Dist (m)	Condition	Azimuth (°)	Height (m)	Comment	AF (dB)	CL (dB)	PA (dB)
PK	5.4332G	60.16	74.00	-13.84	53.74	3	Vertical	356	1.86	-	34.43	6.96	34.97
AV	5.4476G	47.73	54.00	-6.27	41.29	3	Vertical	356	1.86	-	34.45	6.97	34.98
PK	5.4668G	59.98	68.20	-8.22	53.52	3	Vertical	356	1.86	-	34.47	6.98	34.99
PK	5.7188G	110.97	Inf	-Inf	104.59	3	Vertical	356	1.86	-	34.30	7.03	34.95
AV	5.7188G	101.77	Inf	-Inf	95.39	3	Vertical	356	1.86	-	34.30	7.03	34.95
PK	5.8772G	61.09	68.20	-7.11	54.50	3	Vertical	356	1.86	-	34.45	7.05	34.91



802.11a_Nss1,(6Mbps)_4TX

08/06/2020

5720MHz Straddle 5.47-5.725GHz_TX



EUT Y_4TX
Setting 64
03-A-L-2-10

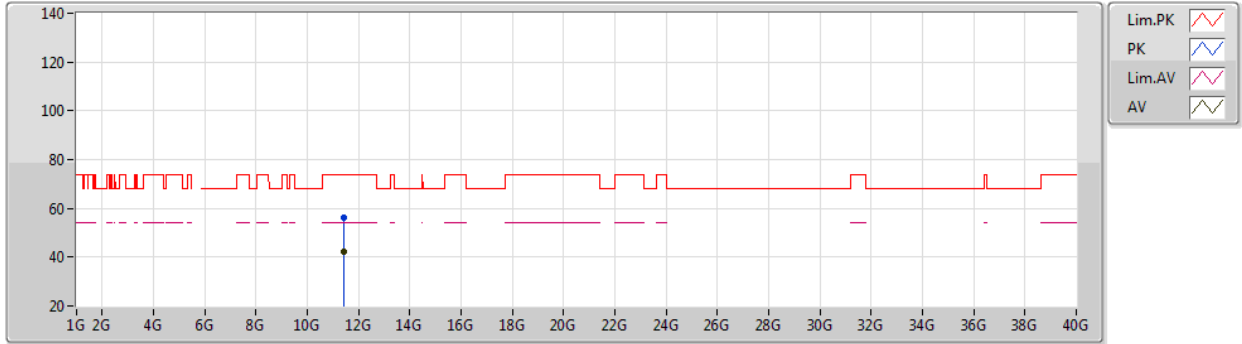
Type	Freq (Hz)	Level (dBuV/m)	Limit (dBuV/m)	Margin (dB)	Raw (dBuV)	Dist (m)	Condition	Azimuth (°)	Height (m)	Comment	AF (dB)	CL (dB)	PA (dB)
PK	5.4308G	61.13	74.00	-12.87	54.72	3	Horizontal	360	1.61	-	34.43	6.95	34.97
PK	5.468G	60.75	68.20	-7.45	54.29	3	Horizontal	360	1.61	-	34.47	6.98	34.99
AV	5.4584G	47.69	54.00	-6.31	41.24	3	Horizontal	360	1.61	-	34.46	6.98	34.99
PK	5.7176G	112.50	Inf	-Inf	106.12	3	Horizontal	360	1.61	-	34.30	7.03	34.95
AV	5.7176G	103.11	Inf	-Inf	96.73	3	Horizontal	360	1.61	-	34.30	7.03	34.95
PK	5.93G	60.14	68.20	-8.06	53.39	3	Horizontal	360	1.61	-	34.59	7.05	34.89



802.11a_Nss1,(6Mbps)_4TX

08/06/2020

5720MHz Straddle 5.47-5.725GHz_TX



EUT Y_4TX
Setting 64
03-A-L-2

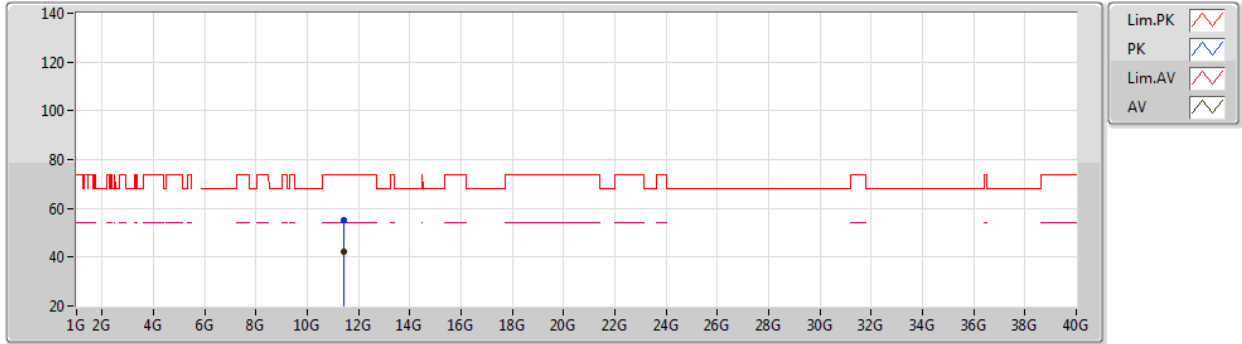
Type	Freq (Hz)	Level (dBuV/m)	Limit (dBuV/m)	Margin (dB)	Raw (dBuV)	Dist (m)	Condition	Azimuth (°)	Height (m)	Comment	AF (dB)	CL (dB)	PA (dB)
PK	11.43988G	56.21	74.00	-17.79	41.91	3	Vertical	103	2.96	-	38.81	10.16	34.67
AV	11.43964G	42.18	54.00	-11.82	27.88	3	Vertical	103	2.96	-	38.81	10.16	34.67



802.11a_Nss1,(6Mbps)_4TX

08/06/2020

5720MHz Straddle 5.47-5.725GHz_TX



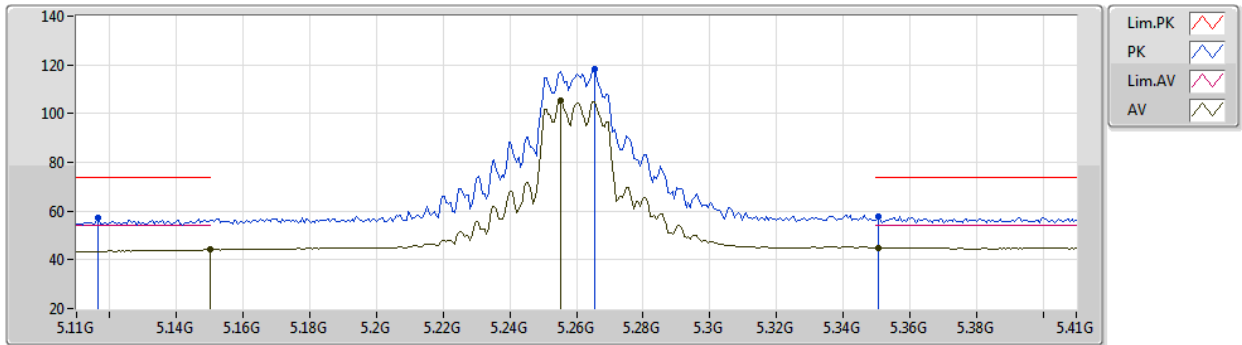
EUT Y_4TX
Setting 64
03-A-L-2

Type	Freq (Hz)	Level (dBuV/m)	Limit (dBuV/m)	Margin (dB)	Raw (dBuV)	Dist (m)	Condition	Azimuth (°)	Height (m)	Comment	AF (dB)	CL (dB)	PA (dB)
PK	11.4389G	55.29	74.00	-18.71	40.99	3	Horizontal	159	1.80	-	38.81	10.16	34.67
AV	11.43574G	42.07	54.00	-11.93	27.77	3	Horizontal	159	1.80	-	38.81	10.16	34.67

802.11ax HEW20_Nss1,(MCS0)_4TX

05/05/2020

5260MHz_TX



EUT Y_4TX
Setting 96
04-F-K-3-10

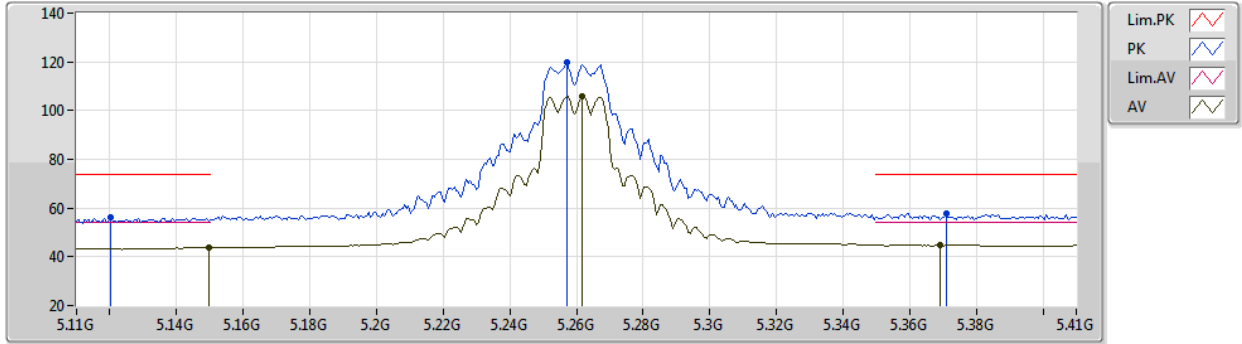
Type	Freq (Hz)	Level (dBuV/m)	Limit (dBuV/m)	Margin (dB)	Raw (dBuV)	Dist (m)	Condition	Azimuth (°)	Height (m)	Comment	AF (dB)	CL (dB)	PA (dB)
PK	5.1166G	57.10	74.00	-16.90	52.36	3	Vertical	224	1.82	-	33.02	5.09	33.37
AV	5.15G	44.15	54.00	-9.85	39.37	3	Vertical	224	1.82	-	33.05	5.10	33.37
PK	5.2654G	118.09	Inf	-Inf	113.14	3	Vertical	224	1.82	-	33.17	5.16	33.38
AV	5.2552G	105.54	Inf	-Inf	100.60	3	Vertical	224	1.82	-	33.16	5.16	33.38
PK	5.3506G	57.81	74.00	-16.19	52.64	3	Vertical	224	1.82	-	33.35	5.21	33.39
AV	5.3506G	44.91	54.00	-9.09	39.74	3	Vertical	224	1.82	-	33.35	5.21	33.39



802.11ax HEW20_Nss1,(MCS0)_4TX

05/05/2020

5260MHz_TX



EUT Y_4TX
Setting 96
04-F-K-3-10

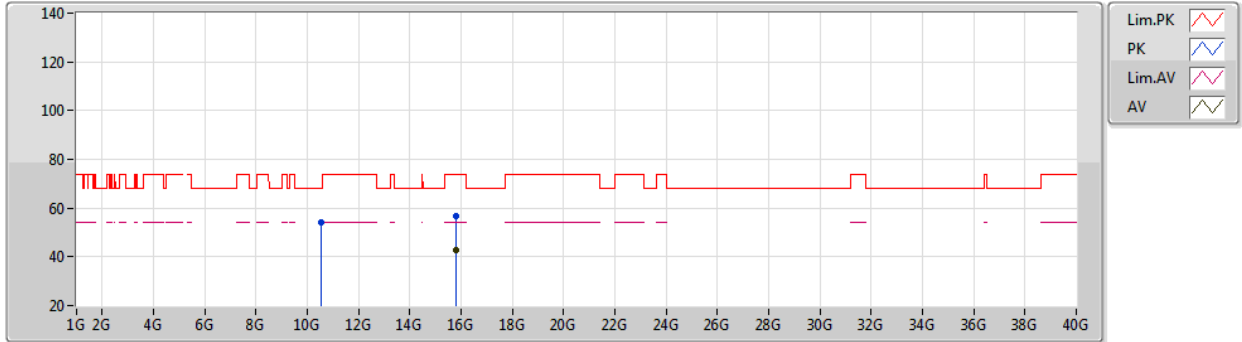
Type	Freq (Hz)	Level (dBuV/m)	Limit (dBuV/m)	Margin (dB)	Raw (dBuV)	Dist (m)	Condition	Azimuth (°)	Height (m)	Comment	AF (dB)	CL (dB)	PA (dB)
PK	5.1202G	56.06	74.00	-17.94	51.32	3	Horizontal	360	1.62	-	33.02	5.09	33.37
AV	5.1496G	43.98	54.00	-10.02	39.20	3	Horizontal	360	1.62	-	33.05	5.10	33.37
PK	5.257G	120.07	Inf	-Inf	115.13	3	Horizontal	360	1.62	-	33.16	5.16	33.38
AV	5.2618G	106.00	Inf	-Inf	101.06	3	Horizontal	360	1.62	-	33.16	5.16	33.38
PK	5.371G	57.54	74.00	-16.46	52.30	3	Horizontal	360	1.62	-	33.41	5.22	33.39
AV	5.3692G	44.76	54.00	-9.24	39.53	3	Horizontal	360	1.62	-	33.41	5.21	33.39



802.11ax HEW20_Nss1,(MCS0)_4TX

05/05/2020

5260MHz_TX



EUT Y_4TX
Setting 96
04-F-K-3

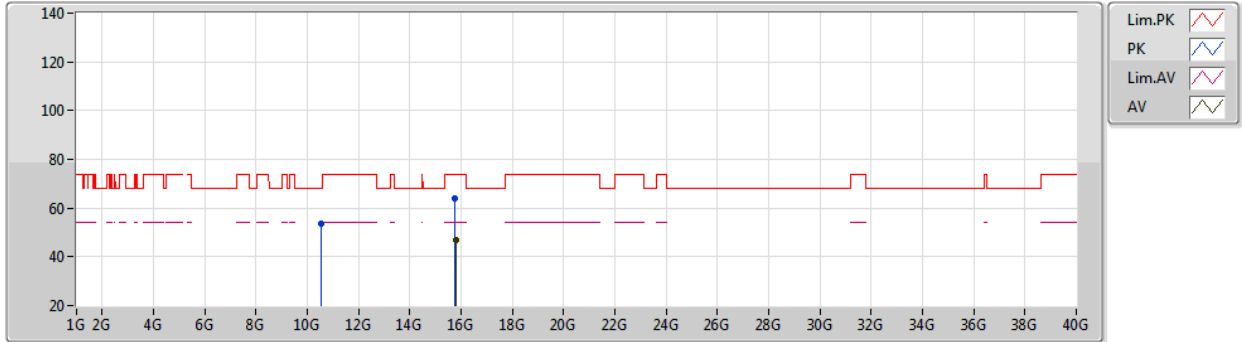
Type	Freq (Hz)	Level (dBuV/m)	Limit (dBuV/m)	Margin (dB)	Raw (dBuV)	Dist (m)	Condition	Azimuth (°)	Height (m)	Comment	AF (dB)	CL (dB)	PA (dB)
PK	10.52308G	54.11	68.20	-14.09	41.86	3	Vertical	357	1.81	-	39.02	7.63	34.40
PK	15.7863G	56.93	74.00	-17.07	44.10	3	Vertical	31	2.99	-	38.84	9.39	35.40
AV	15.78588G	42.95	54.00	-11.05	30.12	3	Vertical	31	2.99	-	38.84	9.39	35.40



802.11ax HEW20_Nss1,(MCS0)_4TX

05/05/2020

5260MHz_TX



EUT Y_4TX
Setting 96
04-F-K-3

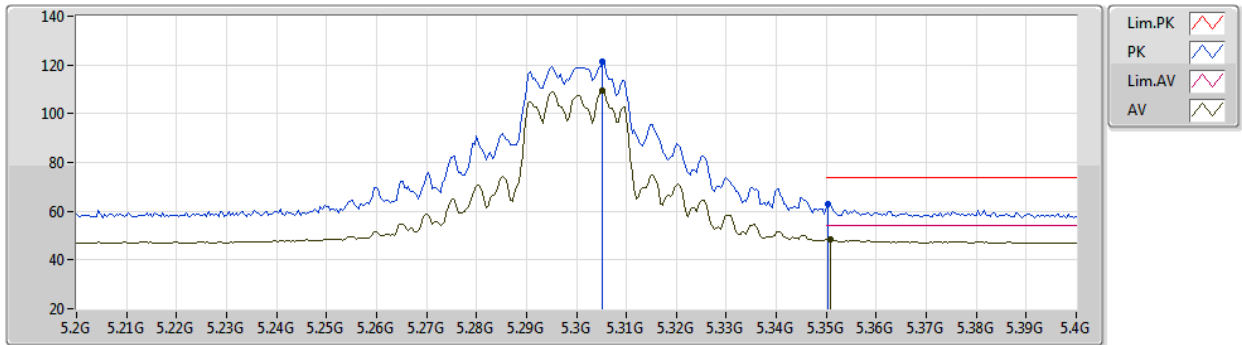
Type	Freq (Hz)	Level (dBuV/m)	Limit (dBuV/m)	Margin (dB)	Raw (dBuV)	Dist (m)	Condition	Azimuth (°)	Height (m)	Comment	AF (dB)	CL (dB)	PA (dB)
PK	10.52064G	53.63	68.20	-14.57	41.38	3	Horizontal	226	1.70	-	39.02	7.63	34.40
PK	15.771G	64.03	74.00	-9.97	51.19	3	Horizontal	100	1.98	-	38.85	9.39	35.40
AV	15.77916G	47.02	54.00	-6.98	34.19	3	Horizontal	100	1.98	-	38.84	9.39	35.40



802.11ax HEW20_Nss1,(MCS0)_4TX

05/05/2020

5300MHz_TX



EUT Y_4TX
Setting 96
04-F-K-3-10

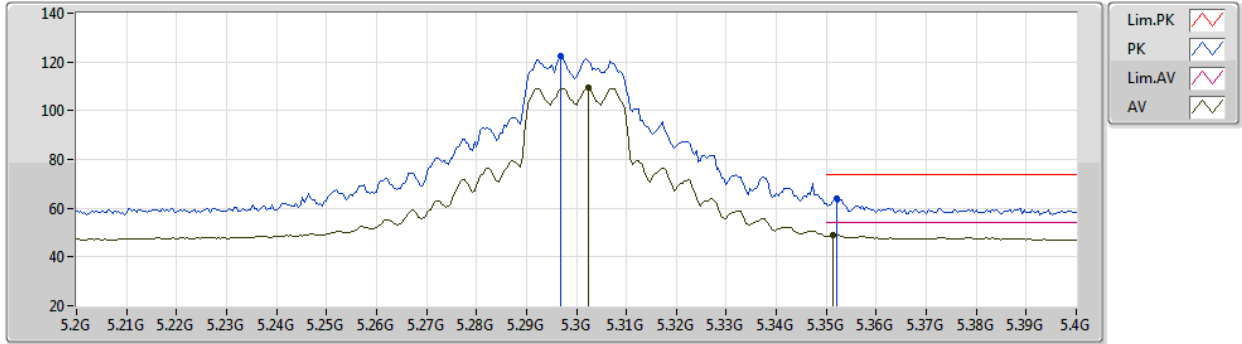
Type	Freq (Hz)	Level (dBuV/m)	Limit (dBuV/m)	Margin (dB)	Raw (dBuV)	Dist (m)	Condition	Azimuth (°)	Height (m)	Comment	AF (dB)	CL (dB)	PA (dB)
PK	5.3052G	121.16	Inf	-Inf	116.14	3	Vertical	223	1.67	-	33.22	5.18	33.38
AV	5.3052G	109.32	Inf	-Inf	104.30	3	Vertical	223	1.67	-	33.22	5.18	33.38
PK	5.3504G	62.98	74.00	-11.02	57.81	3	Vertical	223	1.67	-	33.35	5.21	33.39
AV	5.3508G	48.57	54.00	-5.43	43.40	3	Vertical	223	1.67	-	33.35	5.21	33.39



802.11ax HEW20_Nss1,(MCS0)_4TX

05/05/2020

5300MHz_TX



EUT Y_4TX
Setting 96
04-F-K-3-10

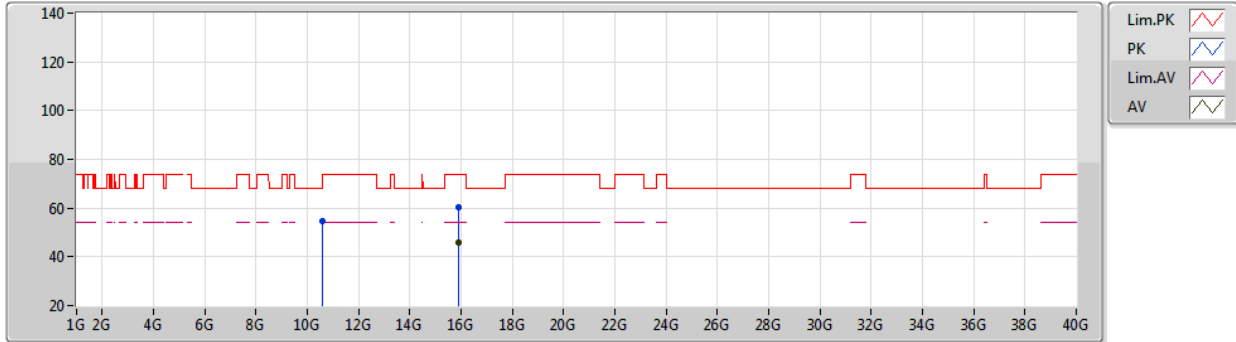
Type	Freq (Hz)	Level (dBuV/m)	Limit (dBuV/m)	Margin (dB)	Raw (dBuV)	Dist (m)	Condition	Azimuth (°)	Height (m)	Comment	AF (dB)	CL (dB)	PA (dB)
PK	5.2968G	122.33	Inf	-Inf	117.33	3	Horizontal	360	1.54	-	33.20	5.18	33.38
AV	5.3024G	109.28	Inf	-Inf	104.27	3	Horizontal	360	1.54	-	33.21	5.18	33.38
PK	5.352G	64.05	74.00	-9.95	58.87	3	Horizontal	360	1.54	-	33.36	5.21	33.39
AV	5.3512G	48.72	54.00	-5.28	43.55	3	Horizontal	360	1.54	-	33.35	5.21	33.39



802.11ax HEW20_Nss1,(MCS0)_4TX

05/05/2020

5300MHz_TX



EUT Y_4TX
Setting 96
04-F-K-3

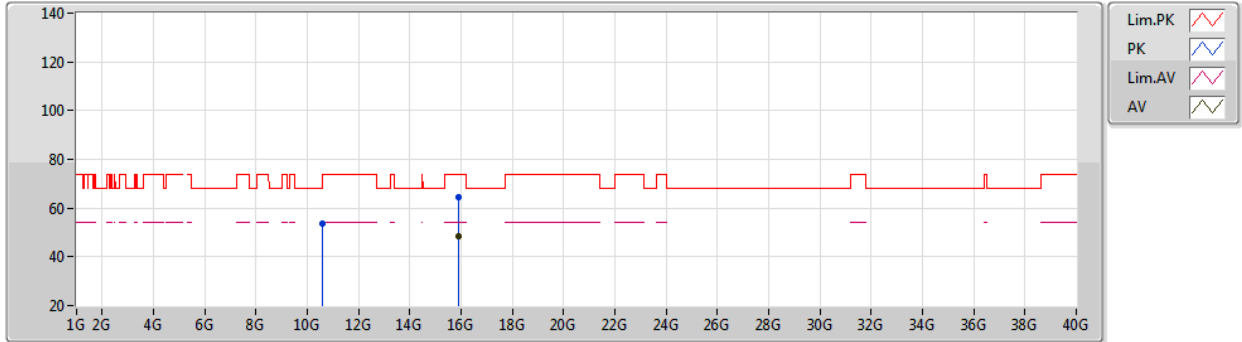
Type	Freq (Hz)	Level (dBuV/m)	Limit (dBuV/m)	Margin (dB)	Raw (dBuV)	Dist (m)	Condition	Azimuth (°)	Height (m)	Comment	AF (dB)	CL (dB)	PA (dB)
PK	10.59912G	54.40	68.20	-13.80	42.12	3	Vertical	113	2.01	-	39.08	7.67	34.47
PK	15.9036G	60.30	74.00	-13.70	47.62	3	Vertical	92	1.01	-	38.71	9.40	35.43
AV	15.90408G	45.67	54.00	-8.33	32.99	3	Vertical	92	1.01	-	38.71	9.40	35.43



802.11ax HEW20_Nss1,(MCS0)_4TX

05/05/2020

5300MHz_TX



EUT Y_4TX
Setting 96
04-F-K-3

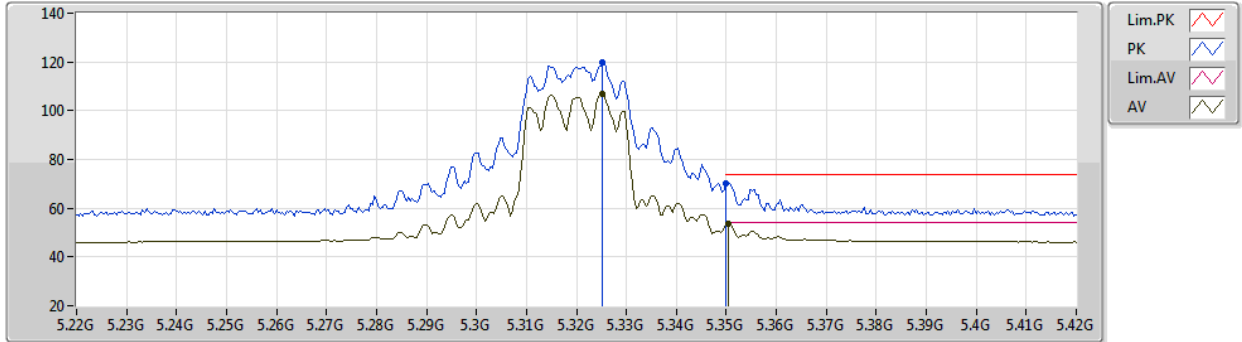
Type	Freq (Hz)	Level (dBuV/m)	Limit (dBuV/m)	Margin (dB)	Raw (dBuV)	Dist (m)	Condition	Azimuth (°)	Height (m)	Comment	AF (dB)	CL (dB)	PA (dB)
PK	10.59336G	53.86	68.20	-14.34	41.60	3	Horizontal	225	2.91	-	39.07	7.66	34.47
PK	15.90036G	64.73	74.00	-9.27	52.05	3	Horizontal	104	2.01	-	38.71	9.40	35.43
AV	15.8994G	48.47	54.00	-5.53	35.79	3	Horizontal	104	2.01	-	38.71	9.40	35.43



802.11ax HEW20_Nss1,(MCS0)_4TX

05/05/2020

5320MHz_TX



EUT Y_4TX
Setting 89
04-F-K-3-10

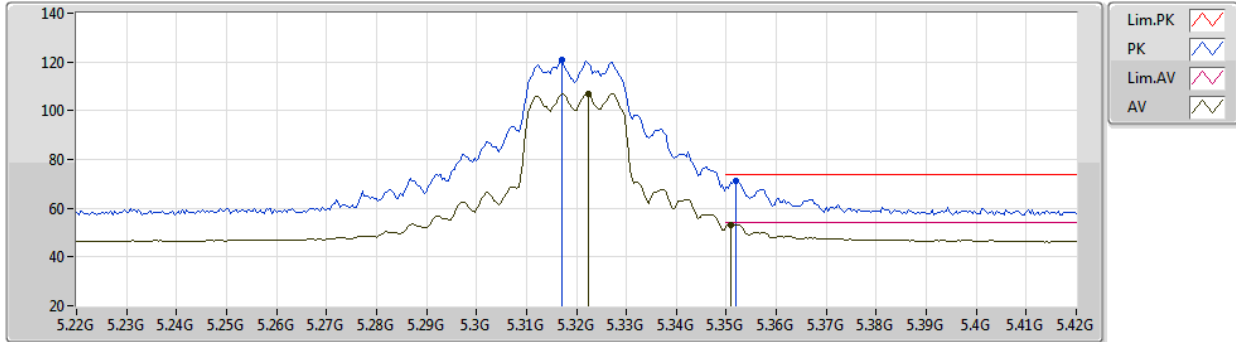
Type	Freq (Hz)	Level (dBuV/m)	Limit (dBuV/m)	Margin (dB)	Raw (dBuV)	Dist (m)	Condition	Azimuth (°)	Height (m)	Comment	AF (dB)	CL (dB)	PA (dB)
PK	5.3252G	119.93	Inf	-Inf	114.84	3	Vertical	219	1.78	-	33.28	5.19	33.38
AV	5.3252G	106.73	Inf	-Inf	101.64	3	Vertical	219	1.78	-	33.28	5.19	33.38
PK	5.35G	70.06	74.00	-3.94	64.89	3	Vertical	219	1.78	-	33.35	5.21	33.39
AV	5.3504G	53.79	54.00	-0.21	48.62	3	Vertical	219	1.78	-	33.35	5.21	33.39



802.11ax HEW20_Nss1,(MCS0)_4TX

05/05/2020

5320MHz_TX



EUT Y_4TX
Setting 89
04-F-K-3-10

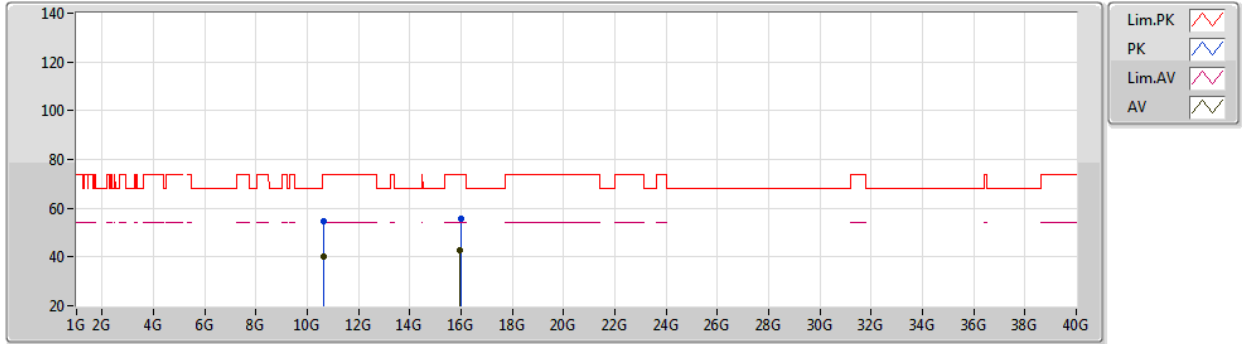
Type	Freq (Hz)	Level (dBuV/m)	Limit (dBuV/m)	Margin (dB)	Raw (dBuV)	Dist (m)	Condition	Azimuth (°)	Height (m)	Comment	AF (dB)	CL (dB)	PA (dB)
PK	5.3172G	120.68	Inf	-Inf	115.62	3	Horizontal	0	1.42	-	33.25	5.19	33.38
AV	5.3224G	107.15	Inf	-Inf	102.07	3	Horizontal	0	1.42	-	33.27	5.19	33.38
PK	5.352G	71.42	74.00	-2.58	66.24	3	Horizontal	0	1.42	-	33.36	5.21	33.39
AV	5.3508G	53.33	54.00	-0.67	48.16	3	Horizontal	0	1.42	-	33.35	5.21	33.39



802.11ax HEW20_Nss1,(MCS0)_4TX

05/05/2020

5320MHz_TX



EUT Y_4TX
Setting 89
04-F-K-3

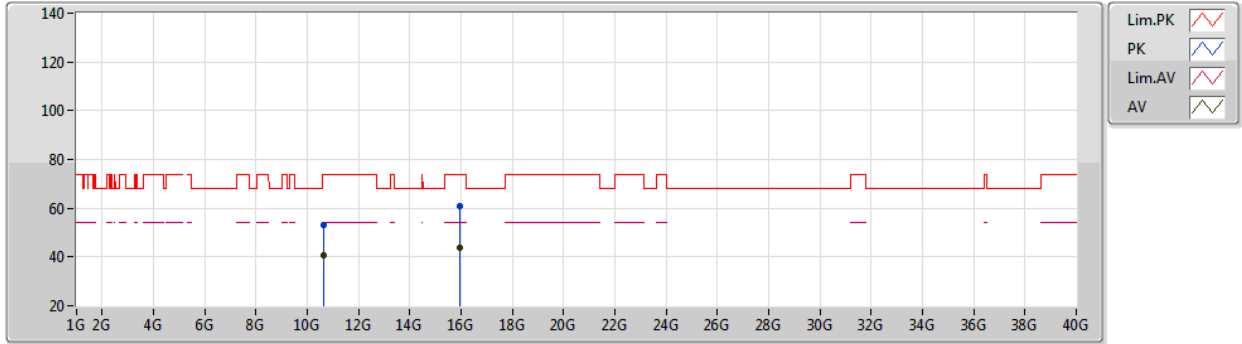
Type	Freq (Hz)	Level (dBuV/m)	Limit (dBuV/m)	Margin (dB)	Raw (dBuV)	Dist (m)	Condition	Azimuth (°)	Height (m)	Comment	AF (dB)	CL (dB)	PA (dB)
PK	10.64144G	54.61	74.00	-19.39	42.32	3	Vertical	237	2.06	-	39.11	7.69	34.51
AV	10.64228G	40.26	54.00	-13.74	27.97	3	Vertical	237	2.06	-	39.11	7.69	34.51
PK	15.9846G	55.59	74.00	-18.41	43.01	3	Vertical	42	1.00	-	38.62	9.41	35.45
AV	15.93132G	42.62	54.00	-11.38	29.97	3	Vertical	42	1.00	-	38.68	9.40	35.43



802.11ax HEW20_Nss1,(MCS0)_4TX

05/05/2020

5320MHz_TX



EUT Y_4TX
Setting 89
04-F-K-3

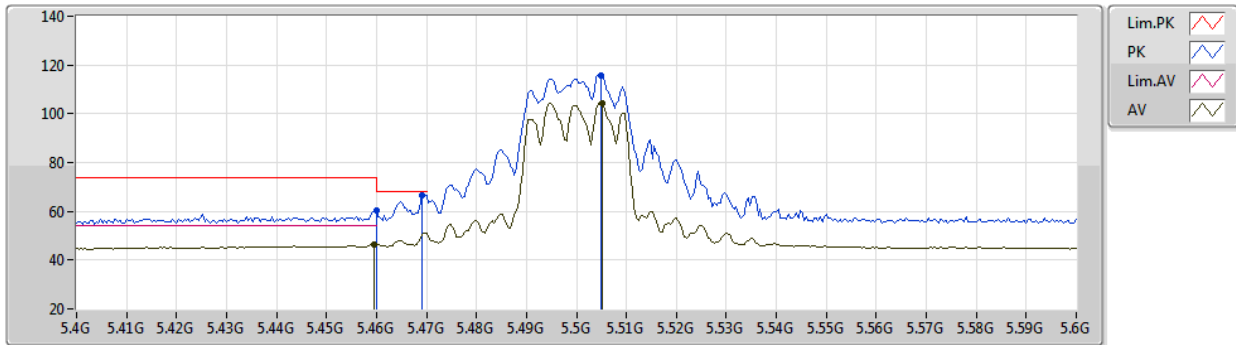
Type	Freq (Hz)	Level (dBuV/m)	Limit (dBuV/m)	Margin (dB)	Raw (dBuV)	Dist (m)	Condition	Azimuth (°)	Height (m)	Comment	AF (dB)	CL (dB)	PA (dB)
PK	10.65164G	53.27	74.00	-20.73	40.98	3	Horizontal	132	1.03	-	39.12	7.69	34.52
AV	10.6424G	40.49	54.00	-13.51	28.20	3	Horizontal	132	1.03	-	39.11	7.69	34.51
PK	15.96108G	60.80	74.00	-13.20	48.19	3	Horizontal	102	1.78	-	38.64	9.41	35.44
AV	15.95952G	43.95	54.00	-10.05	31.34	3	Horizontal	102	1.78	-	38.64	9.41	35.44



802.11ax HEW20_Nss1,(MCS0)_4TX

05/05/2020

5500MHz_TX



EUT Y_4TX
Setting 88
04-F-K-3-10

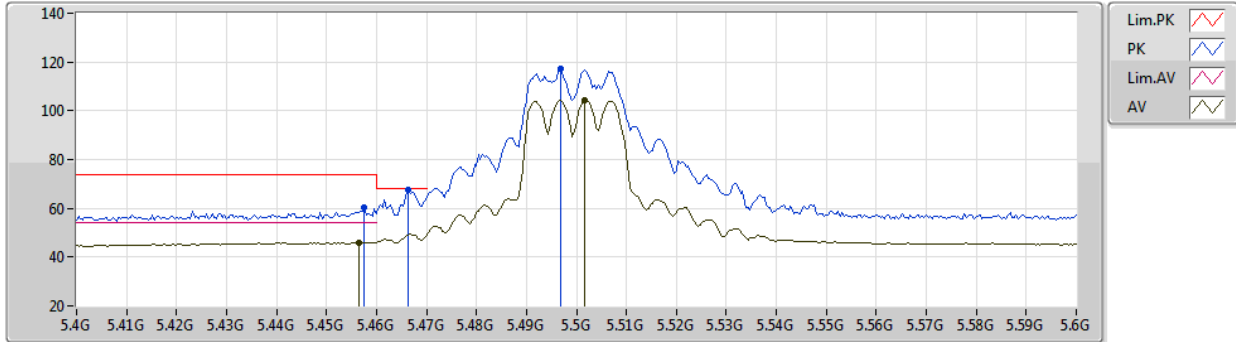
Type	Freq (Hz)	Level (dBuV/m)	Limit (dBuV/m)	Margin (dB)	Raw (dBuV)	Dist (m)	Condition	Azimuth (°)	Height (m)	Comment	AF (dB)	CL (dB)	PA (dB)
PK	5.46G	60.49	74.00	-13.51	54.93	3	Vertical	216	1.68	-	33.68	5.27	33.39
AV	5.4596G	46.53	54.00	-7.47	40.97	3	Vertical	216	1.68	-	33.68	5.27	33.39
PK	5.4692G	66.41	68.20	-1.79	60.82	3	Vertical	216	1.68	-	33.71	5.27	33.39
PK	5.5048G	115.63	Inf	-Inf	109.92	3	Vertical	216	1.68	-	33.81	5.29	33.39
AV	5.5052G	104.56	Inf	-Inf	98.85	3	Vertical	216	1.68	-	33.81	5.29	33.39



802.11ax HEW20_Nss1,(MCS0)_4TX

05/05/2020

5500MHz_TX



EUT Y_4TX
Setting 88
04-F-K-3-10

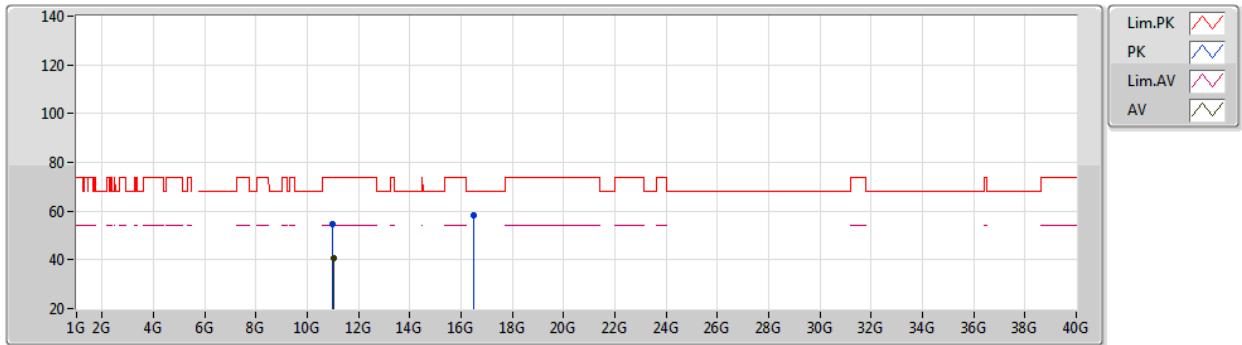
Type	Freq (Hz)	Level (dBuV/m)	Limit (dBuV/m)	Margin (dB)	Raw (dBuV)	Dist (m)	Condition	Azimuth (°)	Height (m)	Comment	AF (dB)	CL (dB)	PA (dB)
PK	5.4576G	60.47	74.00	-13.53	54.93	3	Horizontal	181	1.70	-	33.67	5.26	33.39
AV	5.4564G	46.00	54.00	-8.00	40.46	3	Horizontal	181	1.70	-	33.67	5.26	33.39
PK	5.4664G	67.69	68.20	-0.51	62.11	3	Horizontal	181	1.70	-	33.70	5.27	33.39
PK	5.4968G	117.49	Inf	-Inf	111.80	3	Horizontal	181	1.70	-	33.79	5.29	33.39
AV	5.5016G	104.41	Inf	-Inf	98.71	3	Horizontal	181	1.70	-	33.80	5.29	33.39



802.11ax HEW20_Nss1,(MCS0)_4TX

05/05/2020

5500MHz_TX



EUT Y_4TX
Setting 88
04-F-K-3

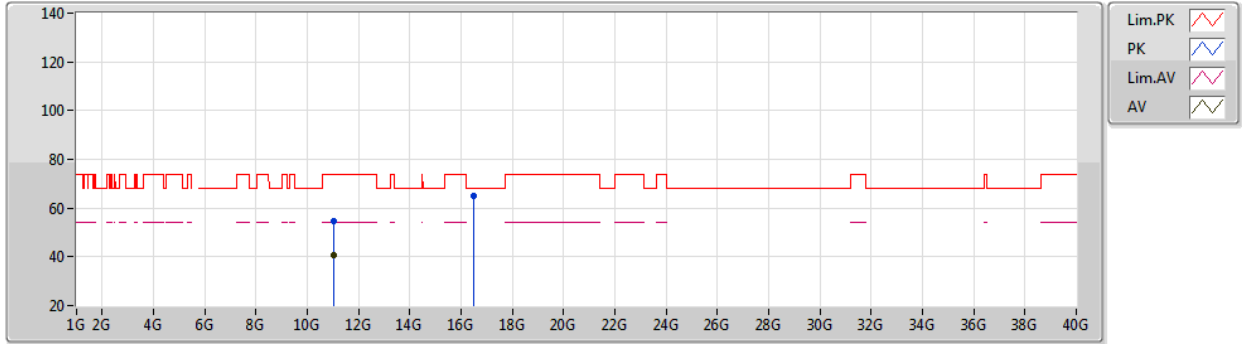
Type	Freq (Hz)	Level (dBuV/m)	Limit (dBuV/m)	Margin (dB)	Raw (dBuV)	Dist (m)	Condition	Azimuth (°)	Height (m)	Comment	AF (dB)	CL (dB)	PA (dB)
PK	11.00588G	54.66	74.00	-19.34	42.25	3	Vertical	360	1.80	-	39.40	7.86	34.85
AV	11.02508G	40.88	54.00	-13.12	28.47	3	Vertical	360	1.80	-	39.39	7.88	34.86
PK	16.50516G	58.12	68.20	-10.08	44.10	3	Vertical	203	1.34	-	39.71	9.80	35.49



802.11ax HEW20_Nss1,(MCS0)_4TX

05/05/2020

5500MHz_TX



EUT Y_4TX
Setting 88
04-F-K-3

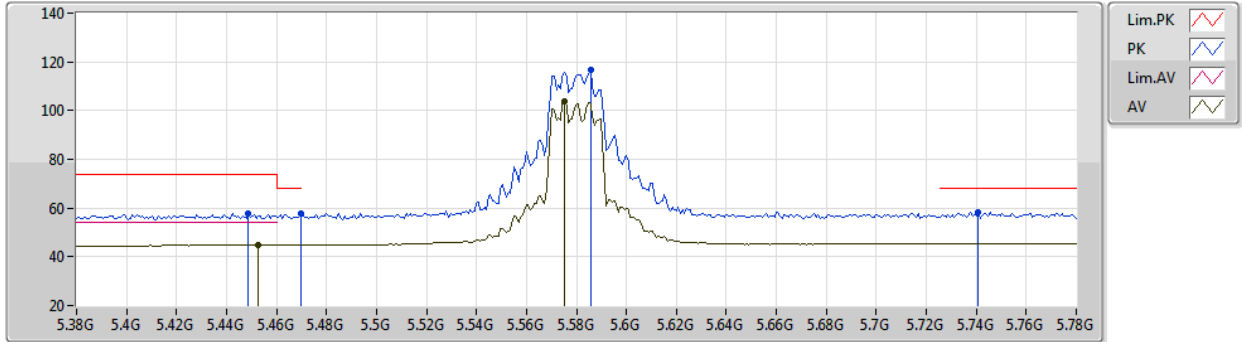
Type	Freq (Hz)	Level (dBuV/m)	Limit (dBuV/m)	Margin (dB)	Raw (dBuV)	Dist (m)	Condition	Azimuth (°)	Height (m)	Comment	AF (dB)	CL (dB)	PA (dB)
PK	11.02736G	54.85	74.00	-19.15	42.44	3	Horizontal	98	2.97	-	39.39	7.88	34.86
AV	11.02724G	40.81	54.00	-13.19	28.40	3	Horizontal	98	2.97	-	39.39	7.88	34.86
PK	16.50456G	64.90	68.20	-3.30	50.88	3	Horizontal	110	1.80	-	39.71	9.80	35.49



802.11ax HEW20_Nss1,(MCS0)_4TX

05/05/2020

5580MHz_TX



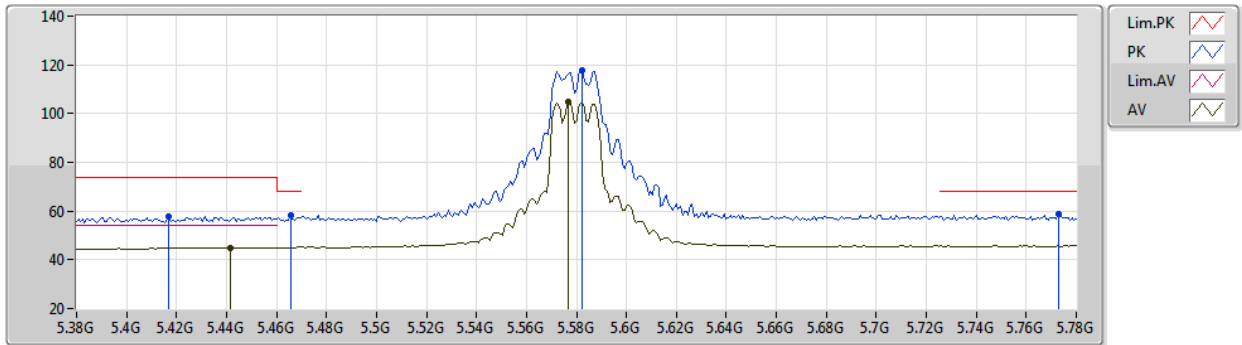
EUT Y_4TX
Setting 89
04-F-K-3-10

Type	Freq (Hz)	Level (dBuV/m)	Limit (dBuV/m)	Margin (dB)	Raw (dBuV)	Dist (m)	Condition	Azimuth (°)	Height (m)	Comment	AF (dB)	CL (dB)	PA (dB)
PK	5.4488G	57.84	74.00	-16.16	52.32	3	Vertical	54	1.89	-	33.65	5.26	33.39
AV	5.4528G	44.96	54.00	-9.04	39.43	3	Vertical	54	1.89	-	33.66	5.26	33.39
PK	5.4696G	57.63	68.20	-10.57	52.04	3	Vertical	54	1.89	-	33.71	5.27	33.39
PK	5.5856G	116.52	Inf	-Inf	110.57	3	Vertical	54	1.89	-	33.97	5.35	33.37
AV	5.5752G	103.91	Inf	-Inf	97.99	3	Vertical	54	1.89	-	33.95	5.34	33.37
PK	5.7408G	58.18	68.20	-10.02	51.88	3	Vertical	54	1.89	-	34.18	5.47	33.35

802.11ax HEW20_Nss1,(MCS0)_4TX

05/05/2020

5580MHz_TX



EUT Y_4TX
Setting 89
04-F-K-3-10

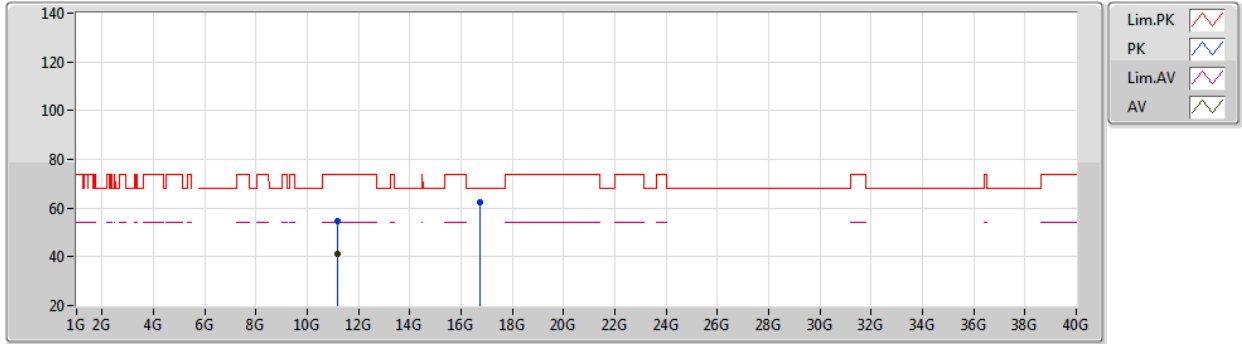
Type	Freq (Hz)	Level (dBuV/m)	Limit (dBuV/m)	Margin (dB)	Raw (dBuV)	Dist (m)	Condition	Azimuth (°)	Height (m)	Comment	AF (dB)	CL (dB)	PA (dB)
PK	5.4168G	57.53	74.00	-16.47	52.13	3	Horizontal	177	1.53	-	33.55	5.24	33.39
PK	5.4656G	58.07	68.20	-10.13	52.49	3	Horizontal	177	1.53	-	33.70	5.27	33.39
AV	5.4416G	45.08	54.00	-8.92	39.60	3	Horizontal	177	1.53	-	33.62	5.25	33.39
PK	5.5824G	117.82	Inf	-Inf	111.88	3	Horizontal	177	1.53	-	33.96	5.35	33.37
AV	5.5768G	104.74	Inf	-Inf	98.82	3	Horizontal	177	1.53	-	33.95	5.34	33.37
PK	5.7728G	58.84	68.20	-9.36	52.45	3	Horizontal	177	1.53	-	34.25	5.49	33.35



802.11ax HEW20_Nss1,(MCS0)_4TX

05/05/2020

5580MHz_TX



EUT Y_4TX
Setting 89
04-F-K-3

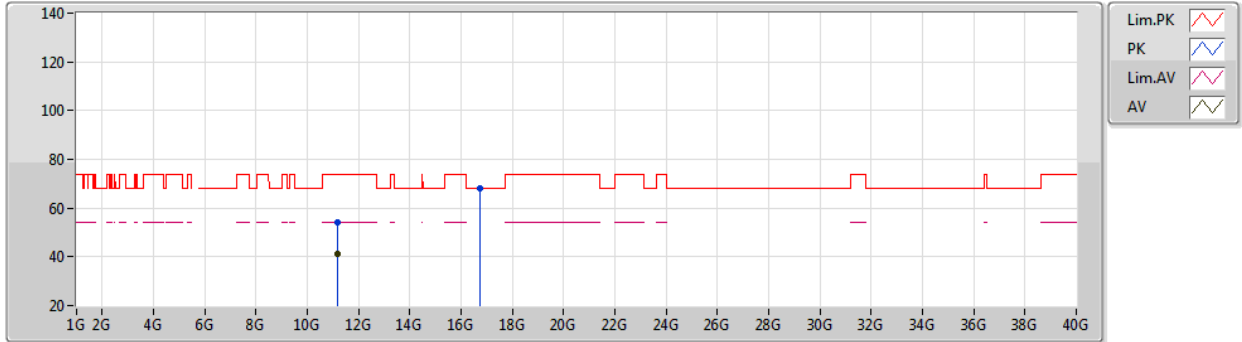
Type	Freq (Hz)	Level (dBuV/m)	Limit (dBuV/m)	Margin (dB)	Raw (dBuV)	Dist (m)	Condition	Azimuth (°)	Height (m)	Comment	AF (dB)	CL (dB)	PA (dB)
PK	11.16016G	54.67	74.00	-19.33	42.29	3	Vertical	264	1.10	-	39.32	7.96	34.90
AV	11.16752G	41.17	54.00	-12.83	28.78	3	Vertical	264	1.10	-	39.32	7.97	34.90
PK	16.74456G	62.55	68.20	-5.65	47.82	3	Vertical	60	1.53	-	40.24	9.99	35.50



802.11ax HEW20_Nss1,(MCS0)_4TX

05/05/2020

5580MHz_TX



EUT Y_4TX
Setting 89
04-F-K-3

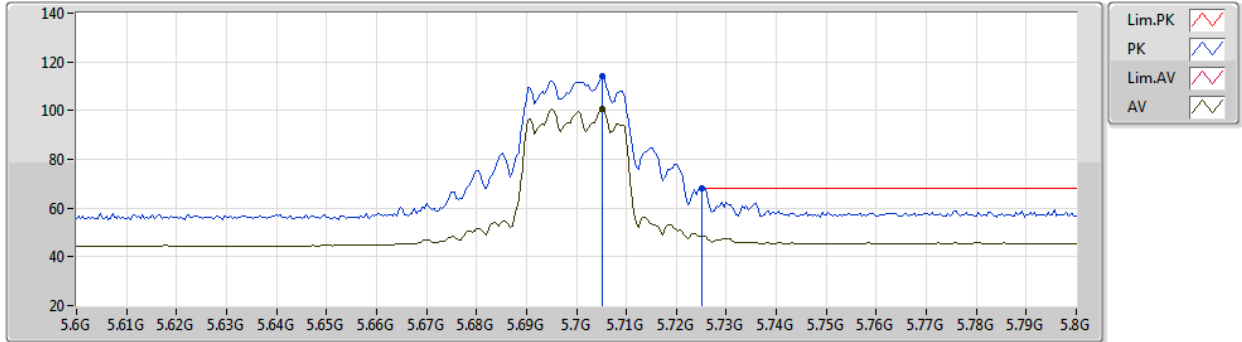
Type	Freq (Hz)	Level (dBuV/m)	Limit (dBuV/m)	Margin (dB)	Raw (dBuV)	Dist (m)	Condition	Azimuth (°)	Height (m)	Comment	AF (dB)	CL (dB)	PA (dB)
PK	11.16136G	53.91	74.00	-20.09	41.53	3	Horizontal	70	1.50	-	39.32	7.96	34.90
AV	11.1664G	41.19	54.00	-12.81	28.80	3	Horizontal	70	1.50	-	39.32	7.97	34.90
PK	16.743G	68.10	68.20	-0.10	53.38	3	Horizontal	139	2.19	-	40.23	9.99	35.50



802.11ax HEW20_Nss1,(MCS0)_4TX

05/05/2020

5700MHz_TX



EUT Y_4TX
Setting 79
04-F-K-3-10

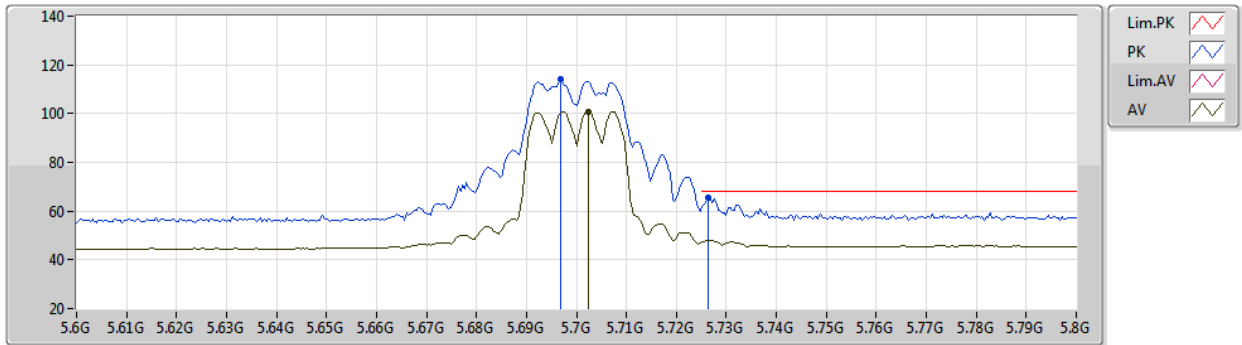
Type	Freq (Hz)	Level (dBuV/m)	Limit (dBuV/m)	Margin (dB)	Raw (dBuV)	Dist (m)	Condition	Azimuth (°)	Height (m)	Comment	AF (dB)	CL (dB)	PA (dB)
PK	5.7052G	114.02	Inf	-Inf	107.83	3	Vertical	54	1.55	-	34.11	5.44	33.36
AV	5.7052G	100.49	Inf	-Inf	94.30	3	Vertical	54	1.55	-	34.11	5.44	33.36
PK	5.7252G	68.16	68.20	-0.04	61.90	3	Vertical	54	1.55	-	34.15	5.46	33.35



802.11ax HEW20_Nss1,(MCS0)_4TX

05/05/2020

5700MHz_TX



EUT Y_4TX
Setting 79
04-F-K-3-10

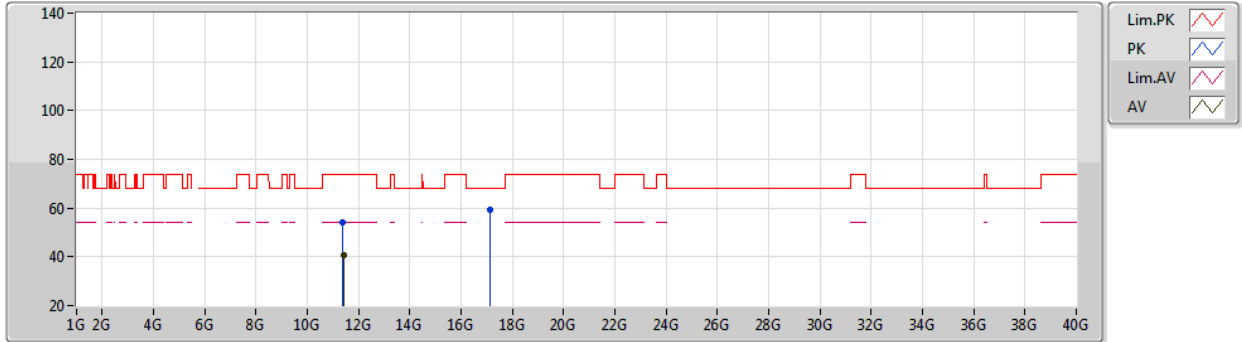
Type	Freq (Hz)	Level (dBuV/m)	Limit (dBuV/m)	Margin (dB)	Raw (dBuV)	Dist (m)	Condition	Azimuth (°)	Height (m)	Comment	AF (dB)	CL (dB)	PA (dB)
PK	5.6968G	114.33	Inf	-Inf	108.15	3	Horizontal	178	1.46	-	34.10	5.44	33.36
AV	5.7024G	100.82	Inf	-Inf	94.64	3	Horizontal	178	1.46	-	34.10	5.44	33.36
PK	5.7264G	65.58	68.20	-2.62	59.32	3	Horizontal	178	1.46	-	34.15	5.46	33.35



802.11ax HEW20_Nss1,(MCS0)_4TX

05/05/2020

5700MHz_TX



EUT Y_4TX
Setting 79
04-F-K-3

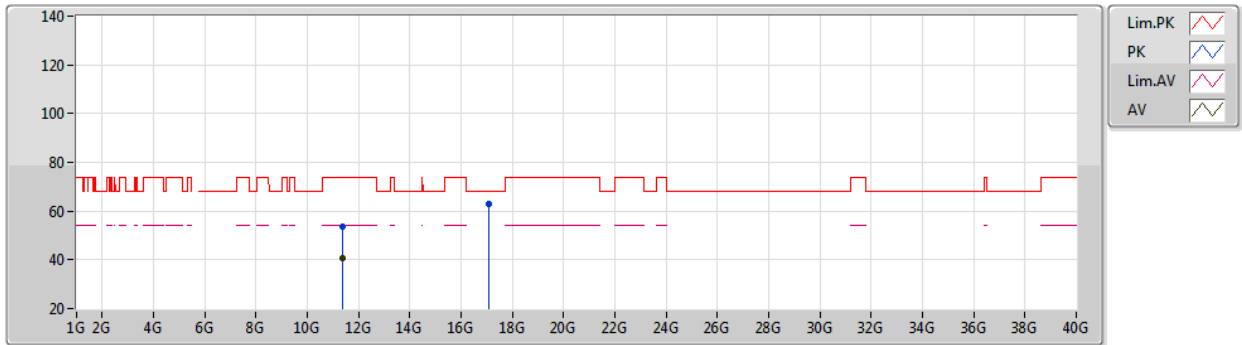
Type	Freq (Hz)	Level (dBuV/m)	Limit (dBuV/m)	Margin (dB)	Raw (dBuV)	Dist (m)	Condition	Azimuth (°)	Height (m)	Comment	AF (dB)	CL (dB)	PA (dB)
PK	11.4012G	54.07	74.00	-19.93	41.72	3	Vertical	355	2.82	-	39.20	8.12	34.97
AV	11.42916G	40.58	54.00	-13.42	28.22	3	Vertical	355	2.82	-	39.19	8.14	34.97
PK	17.1198G	59.34	68.20	-8.86	43.75	3	Vertical	321	1.68	-	40.91	10.16	35.48



802.11ax HEW20_Nss1,(MCS0)_4TX

05/05/2020

5700MHz_TX



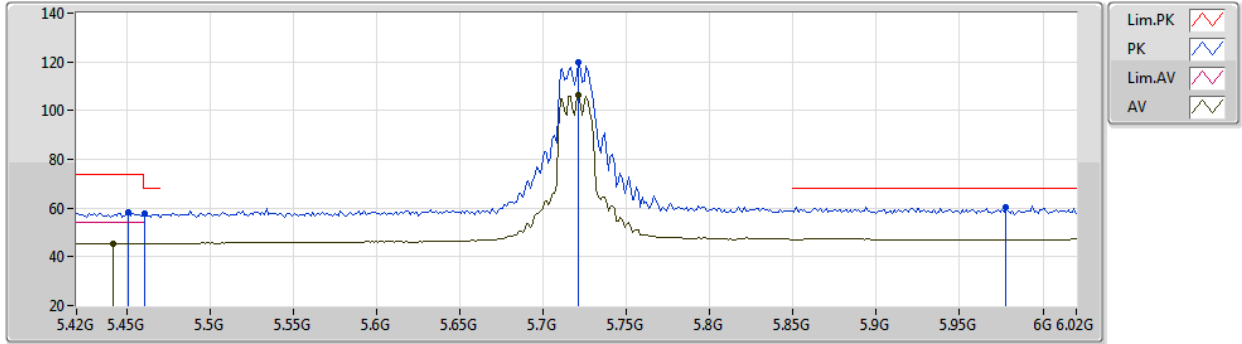
EUT Y_4TX
Setting 79
04-F-K-3

Type	Freq (Hz)	Level (dBuV/m)	Limit (dBuV/m)	Margin (dB)	Raw (dBuV)	Dist (m)	Condition	Azimuth (°)	Height (m)	Comment	AF (dB)	CL (dB)	PA (dB)
PK	11.37672G	53.86	74.00	-20.14	41.51	3	Horizontal	229	1.31	-	39.21	8.10	34.96
AV	11.39916G	40.81	54.00	-13.19	28.46	3	Horizontal	229	1.31	-	39.20	8.12	34.97
PK	17.10648G	62.86	68.20	-5.34	47.29	3	Horizontal	119	1.80	-	40.90	10.16	35.49



802.11ax HEW20_Nss1,(MCS0)_4TX
5720MHz Straddle 5.47-5.725GHz_TX

05/05/2020



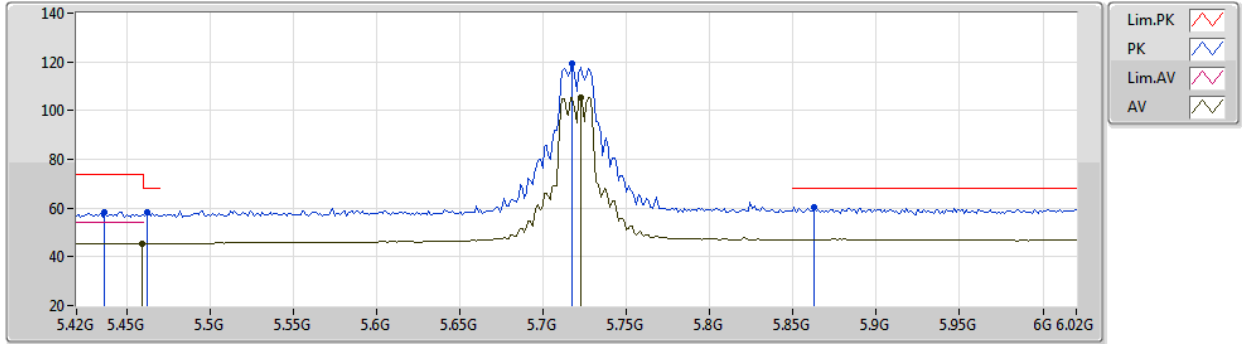
EUT Y_4TX
Setting 88
04-F-K-3-10

Type	Freq (Hz)	Level (dBuV/m)	Limit (dBuV/m)	Margin (dB)	Raw (dBuV)	Dist (m)	Condition	Azimuth (°)	Height (m)	Comment	AF (dB)	CL (dB)	PA (dB)
PK	5.4512G	58.22	74.00	-15.78	52.70	3	Vertical	266	1.53	-	33.65	5.26	33.39
AV	5.4416G	45.50	54.00	-8.50	40.02	3	Vertical	266	1.53	-	33.62	5.25	33.39
PK	5.4608G	57.91	68.20	-10.29	52.35	3	Vertical	266	1.53	-	33.68	5.27	33.39
PK	5.7212G	119.83	Inf	-Inf	113.60	3	Vertical	266	1.53	-	34.14	5.45	33.36
AV	5.7212G	106.32	Inf	-Inf	100.09	3	Vertical	266	1.53	-	34.14	5.45	33.36
PK	5.978G	60.47	68.20	-7.73	52.93	3	Vertical	266	1.53	-	35.21	5.64	33.31



802.11ax HEW20_Nss1,(MCS0)_4TX
5720MHz Straddle 5.47-5.725GHz_TX

05/05/2020



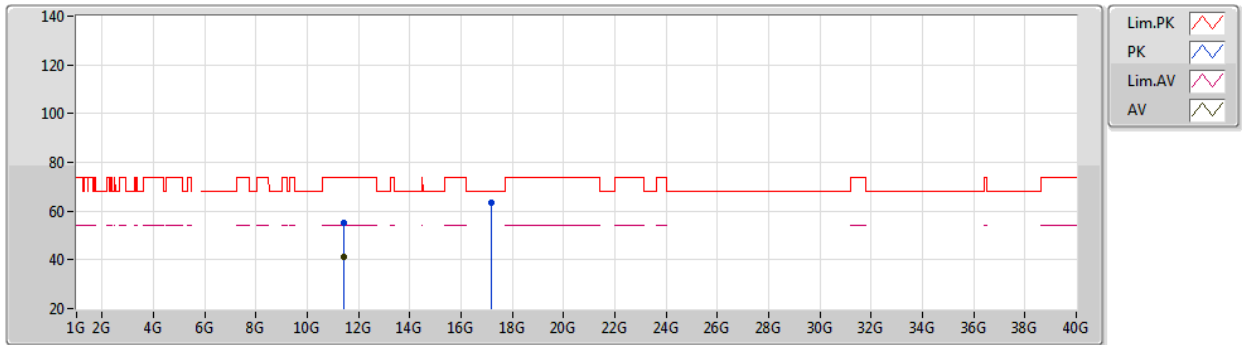
EUT Y_4TX
Setting 88
04-F-K-3-10

Type	Freq (Hz)	Level (dBuV/m)	Limit (dBuV/m)	Margin (dB)	Raw (dBuV)	Dist (m)	Condition	Azimuth (°)	Height (m)	Comment	AF (dB)	CL (dB)	PA (dB)
PK	5.4368G	58.51	74.00	-15.49	53.04	3	Horizontal	181	1.59	-	33.61	5.25	33.39
PK	5.462G	58.25	68.20	-9.95	52.68	3	Horizontal	181	1.59	-	33.69	5.27	33.39
AV	5.4596G	45.44	54.00	-8.56	39.88	3	Horizontal	181	1.59	-	33.68	5.27	33.39
PK	5.7176G	119.37	Inf	-Inf	113.14	3	Horizontal	181	1.59	-	34.14	5.45	33.36
AV	5.7224G	105.36	Inf	-Inf	99.12	3	Horizontal	181	1.59	-	34.14	5.46	33.36
PK	5.8628G	60.22	68.20	-7.98	53.31	3	Horizontal	181	1.59	-	34.68	5.56	33.33



802.11ax HEW20_Nss1,(MCS0)_4TX
5720MHz Straddle 5.47-5.725GHz_TX

05/05/2020



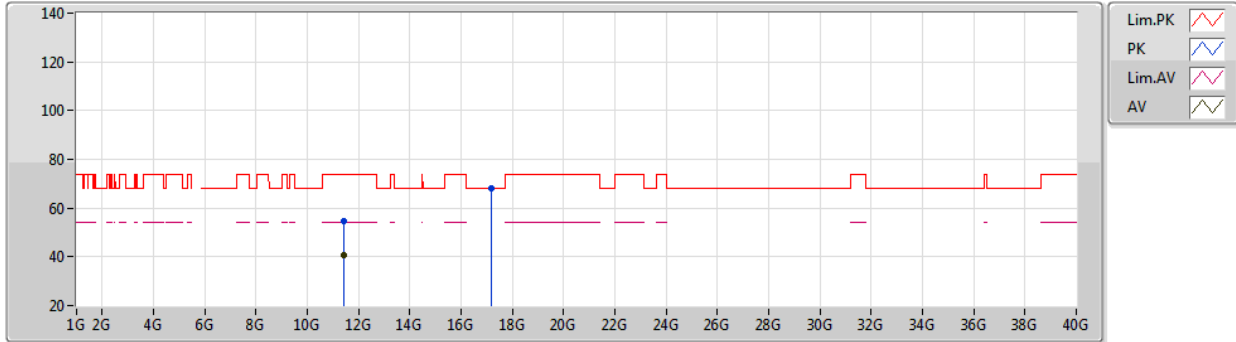
EUT Y_4TX
Setting 88
04-F-K-3

Type	Freq (Hz)	Level (dBuV/m)	Limit (dBuV/m)	Margin (dB)	Raw (dBuV)	Dist (m)	Condition	Azimuth (°)	Height (m)	Comment	AF (dB)	CL (dB)	PA (dB)
PK	11.44552G	55.09	74.00	-18.91	42.74	3	Vertical	246	3.00	-	39.18	8.15	34.98
AV	11.43772G	41.34	54.00	-12.66	29.00	3	Vertical	246	3.00	-	39.18	8.14	34.98
PK	17.16336G	63.24	68.20	-4.96	47.61	3	Vertical	86	1.22	-	40.95	10.15	35.47



802.11ax HEW20_Nss1,(MCS0)_4TX
5720MHz Straddle 5.47-5.725GHz_TX

05/05/2020



EUT Y_4TX
Setting 88
04-F-K-3

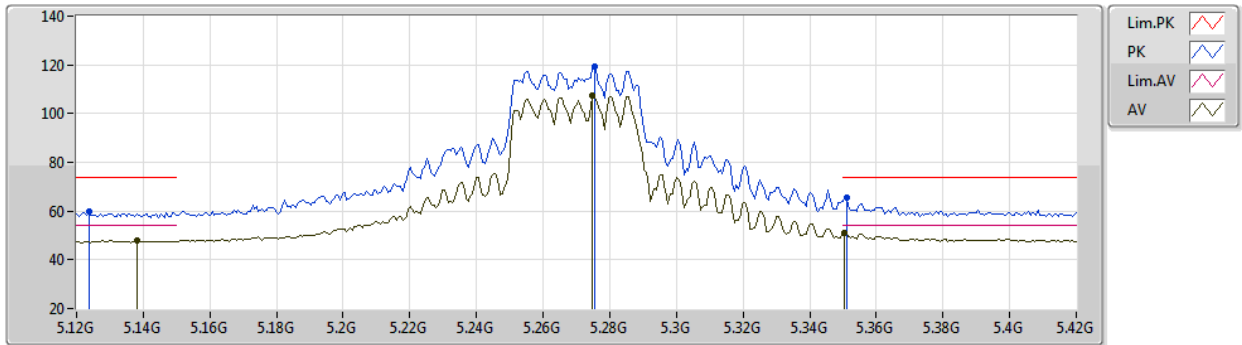
Type	Freq (Hz)	Level (dBuV/m)	Limit (dBuV/m)	Margin (dB)	Raw (dBuV)	Dist (m)	Condition	Azimuth (°)	Height (m)	Comment	AF (dB)	CL (dB)	PA (dB)
PK	11.44732G	54.42	74.00	-19.58	42.07	3	Horizontal	343	2.46	-	39.19	8.13	34.97
AV	11.44108G	40.83	54.00	-13.17	28.48	3	Horizontal	343	2.46	-	39.18	8.15	34.98
PK	17.16312G	67.85	68.20	-0.35	52.22	3	Horizontal	121	1.77	-	40.95	10.15	35.47



802.11ax HEW40_Nss1,(MCS0)_4TX

05/05/2020

5270MHz_TX



EUT Y_4TX
Setting 96
04-F-K-3-10

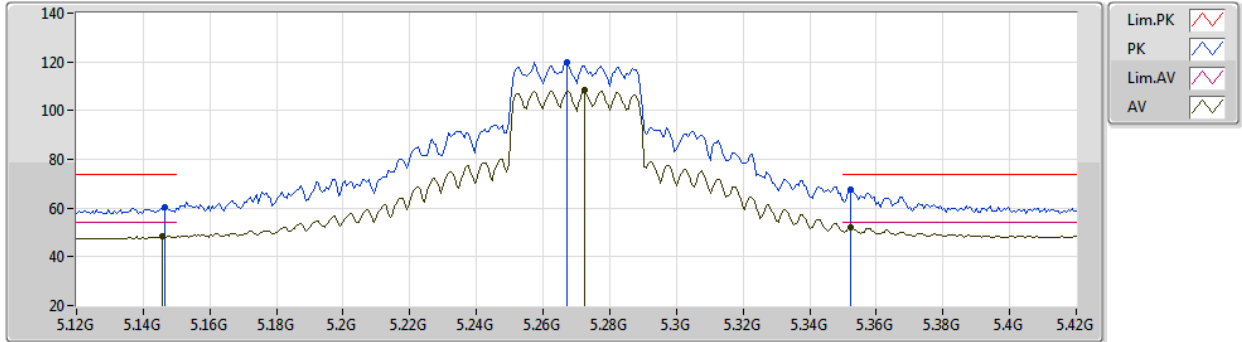
Type	Freq (Hz)	Level (dBuV/m)	Limit (dBuV/m)	Margin (dB)	Raw (dBuV)	Dist (m)	Condition	Azimuth (°)	Height (m)	Comment	AF (dB)	CL (dB)	PA (dB)
PK	5.1236G	59.59	74.00	-14.41	54.85	3	Vertical	223	1.71	-	33.02	5.09	33.37
AV	5.138G	47.77	54.00	-6.23	43.00	3	Vertical	223	1.71	-	33.04	5.10	33.37
PK	5.2754G	119.31	Inf	-Inf	114.34	3	Vertical	223	1.71	-	33.18	5.17	33.38
AV	5.2748G	107.40	Inf	-Inf	102.44	3	Vertical	223	1.71	-	33.17	5.17	33.38
PK	5.351G	65.37	74.00	-8.63	60.20	3	Vertical	223	1.71	-	33.35	5.21	33.39
AV	5.3504G	51.22	54.00	-2.78	46.05	3	Vertical	223	1.71	-	33.35	5.21	33.39



802.11ax HEW40_Nss1,(MCS0)_4TX

05/05/2020

5270MHz_TX



EUT Y_4TX
Setting 96
04-F-K-3-10

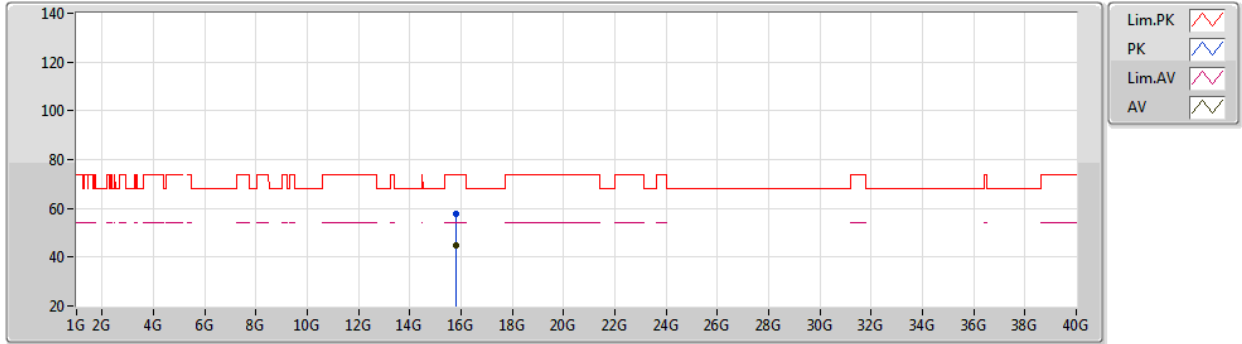
Type	Freq (Hz)	Level (dBuV/m)	Limit (dBuV/m)	Margin (dB)	Raw (dBuV)	Dist (m)	Condition	Azimuth (°)	Height (m)	Comment	AF (dB)	CL (dB)	PA (dB)
PK	5.1464G	60.20	74.00	-13.80	55.42	3	Horizontal	360	1.63	-	33.05	5.10	33.37
AV	5.1458G	48.39	54.00	-5.61	43.61	3	Horizontal	360	1.63	-	33.05	5.10	33.37
PK	5.267G	119.99	Inf	-Inf	115.04	3	Horizontal	360	1.63	-	33.17	5.16	33.38
AV	5.2724G	108.27	Inf	-Inf	103.31	3	Horizontal	360	1.63	-	33.17	5.17	33.38
PK	5.3522G	67.78	74.00	-6.22	62.60	3	Horizontal	360	1.63	-	33.36	5.21	33.39
AV	5.3522G	52.24	54.00	-1.76	47.06	3	Horizontal	360	1.63	-	33.36	5.21	33.39



802.11ax HEW40_Nss1,(MCS0)_4TX

05/05/2020

5270MHz_TX



EUT Y_4TX
Setting 96
04-F-K-3

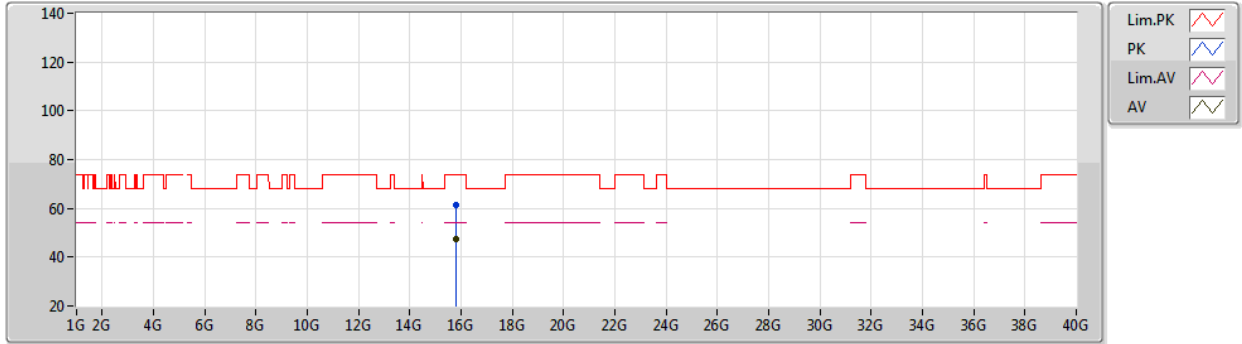
Type	Freq (Hz)	Level (dBuV/m)	Limit (dBuV/m)	Margin (dB)	Raw (dBuV)	Dist (m)	Condition	Azimuth (°)	Height (m)	Comment	AF (dB)	CL (dB)	PA (dB)
PK	15.80914G	57.55	74.00	-16.45	44.76	3	Vertical	17	1.80	-	38.81	9.39	35.41
AV	15.81446G	44.58	54.00	-9.42	31.79	3	Vertical	17	1.80	-	38.80	9.40	35.41



802.11ax HEW40_Nss1,(MCS0)_4TX

05/05/2020

5270MHz_TX



EUT Y_4TX
Setting 96
04-F-K-3

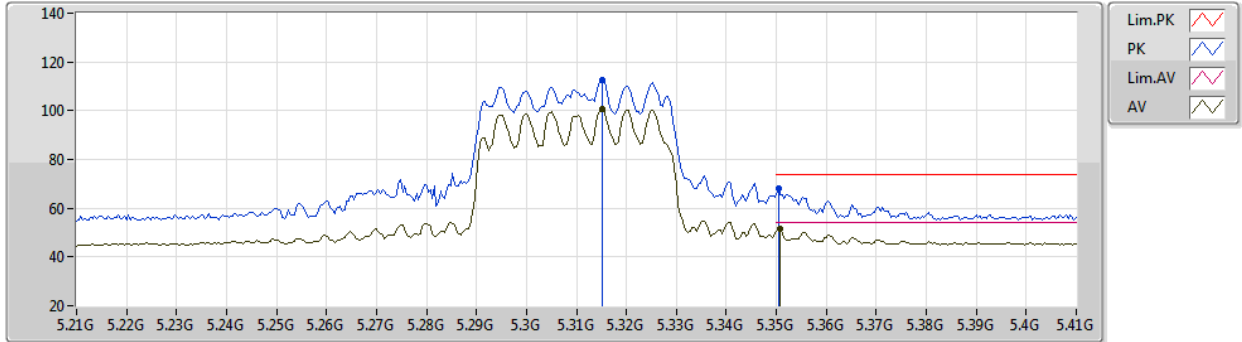
Type	Freq (Hz)	Level (dBuV/m)	Limit (dBuV/m)	Margin (dB)	Raw (dBuV)	Dist (m)	Condition	Azimuth (°)	Height (m)	Comment	AF (dB)	CL (dB)	PA (dB)
PK	15.822G	61.52	74.00	-12.48	48.73	3	Horizontal	101	1.77	-	38.80	9.40	35.41
AV	15.8202G	47.57	54.00	-6.43	34.78	3	Horizontal	101	1.77	-	38.80	9.40	35.41



802.11ax HEW40_Nss1,(MCS0)_4TX

05/05/2020

5310MHz_TX



EUT Y_4TX
Setting 82
04-F-K-3-10

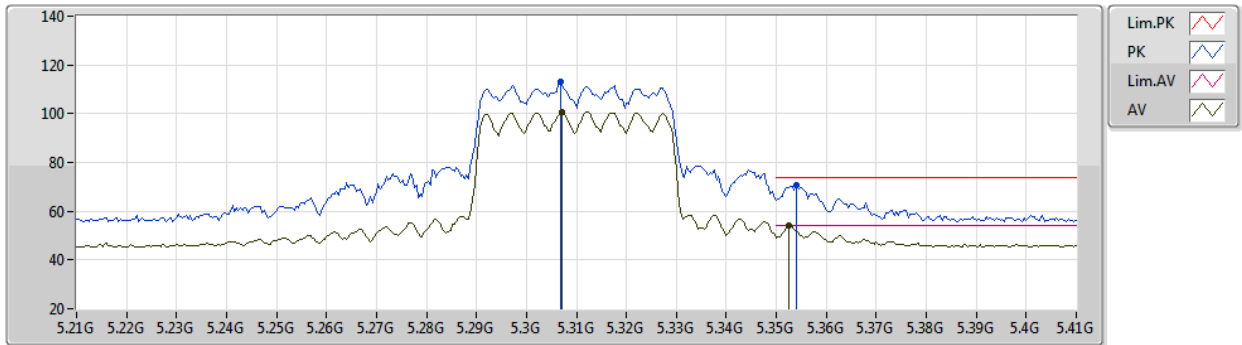
Type	Freq (Hz)	Level (dBuV/m)	Limit (dBuV/m)	Margin (dB)	Raw (dBuV)	Dist (m)	Condition	Azimuth (°)	Height (m)	Comment	AF (dB)	CL (dB)	PA (dB)
PK	5.3152G	112.53	Inf	-Inf	107.47	3	Vertical	216	1.62	-	33.25	5.19	33.38
AV	5.3152G	100.68	Inf	-Inf	95.62	3	Vertical	216	1.62	-	33.25	5.19	33.38
PK	5.3504G	67.86	74.00	-6.14	62.69	3	Vertical	216	1.62	-	33.35	5.21	33.39
AV	5.3508G	51.41	54.00	-2.59	46.24	3	Vertical	216	1.62	-	33.35	5.21	33.39



802.11ax HEW40_Nss1,(MCS0)_4TX

05/05/2020

5310MHz_TX



EUT Y_4TX
Setting 82
04-F-K-3-10

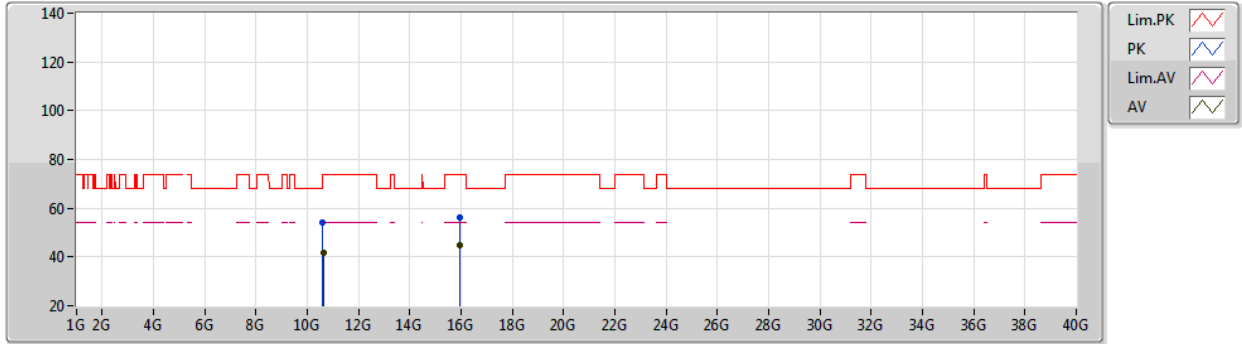
Type	Freq (Hz)	Level (dBuV/m)	Limit (dBuV/m)	Margin (dB)	Raw (dBuV)	Dist (m)	Condition	Azimuth (°)	Height (m)	Comment	AF (dB)	CL (dB)	PA (dB)
PK	5.3068G	113.13	Inf	-Inf	108.11	3	Horizontal	358	1.22	-	33.22	5.18	33.38
AV	5.3072G	100.88	Inf	-Inf	95.86	3	Horizontal	358	1.22	-	33.22	5.18	33.38
PK	5.354G	70.64	74.00	-3.36	65.46	3	Horizontal	358	1.22	-	33.36	5.21	33.39
AV	5.3524G	53.96	54.00	-0.04	48.78	3	Horizontal	358	1.22	-	33.36	5.21	33.39



802.11ax HEW40_Nss1,(MCS0)_4TX

05/05/2020

5310MHz_TX



EUT Y_4TX
Setting 82
04-F-K-3

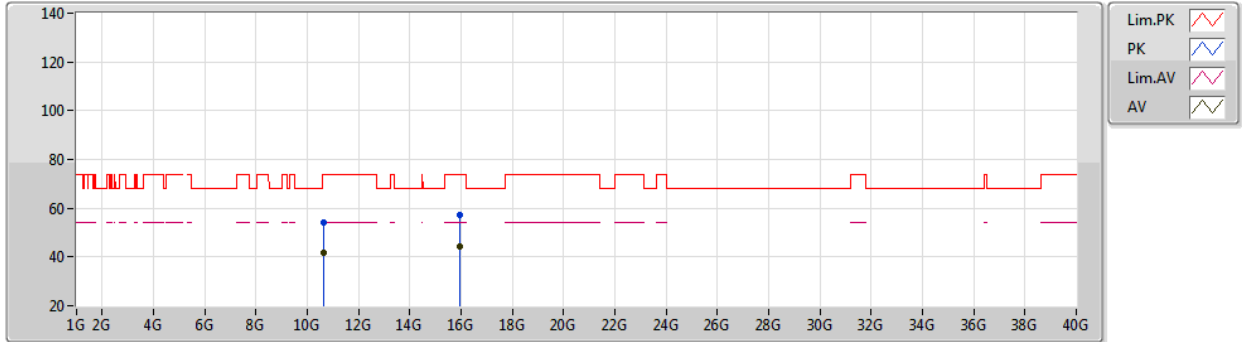
Type	Freq (Hz)	Level (dBuV/m)	Limit (dBuV/m)	Margin (dB)	Raw (dBuV)	Dist (m)	Condition	Azimuth (°)	Height (m)	Comment	AF (dB)	CL (dB)	PA (dB)
PK	10.61004G	54.30	74.00	-19.70	42.02	3	Vertical	69	2.37	-	39.09	7.67	34.48
AV	10.63608G	41.62	54.00	-12.38	29.33	3	Vertical	69	2.37	-	39.11	7.69	34.51
PK	15.93044G	56.29	74.00	-17.71	43.64	3	Vertical	136	2.11	-	38.68	9.40	35.43
AV	15.93264G	44.80	54.00	-9.20	32.17	3	Vertical	136	2.11	-	38.67	9.40	35.44



802.11ax HEW40_Nss1,(MCS0)_4TX

05/05/2020

5310MHz_TX



EUT Y_4TX
Setting 82
04-F-K-3

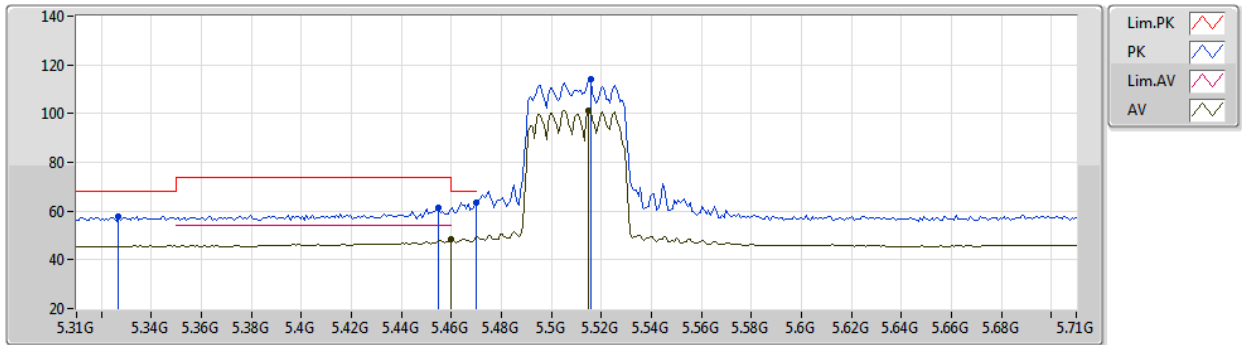
Type	Freq (Hz)	Level (dBuV/m)	Limit (dBuV/m)	Margin (dB)	Raw (dBuV)	Dist (m)	Condition	Azimuth (°)	Height (m)	Comment	AF (dB)	CL (dB)	PA (dB)
PK	10.62256G	54.19	74.00	-19.81	41.91	3	Horizontal	30	1.45	-	39.10	7.68	34.50
AV	10.6194G	41.49	54.00	-12.51	29.20	3	Horizontal	30	1.45	-	39.10	7.68	34.49
PK	15.93568G	57.35	74.00	-16.65	44.72	3	Horizontal	2	1.80	-	38.67	9.40	35.44
AV	15.93168G	44.47	54.00	-9.53	31.82	3	Horizontal	2	1.80	-	38.68	9.40	35.43



802.11ax HEW40_Nss1,(MCS0)_4TX

05/05/2020

5510MHz_TX



EUT Y_4TX
Setting 79
04-F-P-2-10

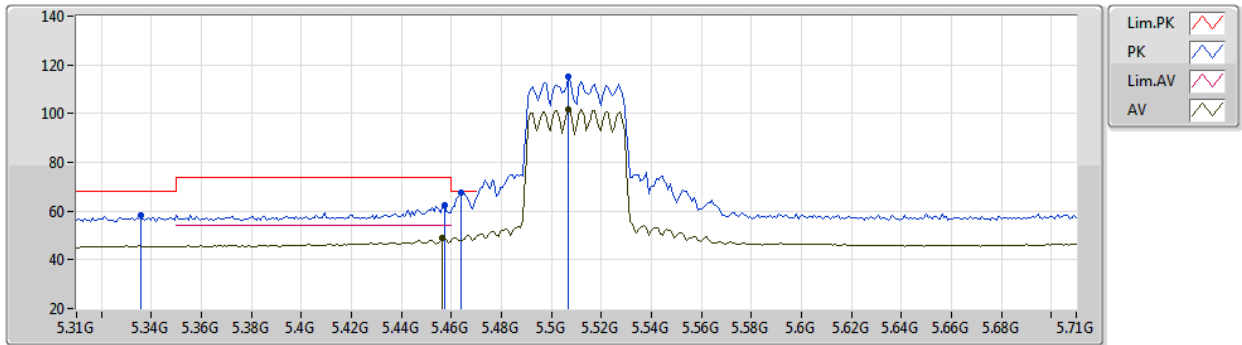
Type	Freq (Hz)	Level (dBuV/m)	Limit (dBuV/m)	Margin (dB)	Raw (dBuV)	Dist (m)	Condition	Azimuth (°)	Height (m)	Comment	AF (dB)	CL (dB)	PA (dB)
PK	5.3268G	57.63	68.20	-10.57	52.54	3	Vertical	223	1.75	-	33.28	5.19	33.38
PK	5.4548G	61.41	74.00	-12.59	55.88	3	Vertical	223	1.75	-	33.66	5.26	33.39
AV	5.4596G	48.23	54.00	-5.77	42.67	3	Vertical	223	1.75	-	33.68	5.27	33.39
PK	5.47G	63.38	68.20	-4.82	57.79	3	Vertical	223	1.75	-	33.71	5.27	33.39
PK	5.5156G	114.26	Inf	-Inf	108.52	3	Vertical	223	1.75	-	33.83	5.30	33.39
AV	5.5148G	101.36	Inf	-Inf	95.62	3	Vertical	223	1.75	-	33.83	5.30	33.39



802.11ax HEW40_Nss1,(MCS0)_4TX

05/05/2020

5510MHz_TX



EUT Y_4TX
Setting 79
04-F-P-2-10

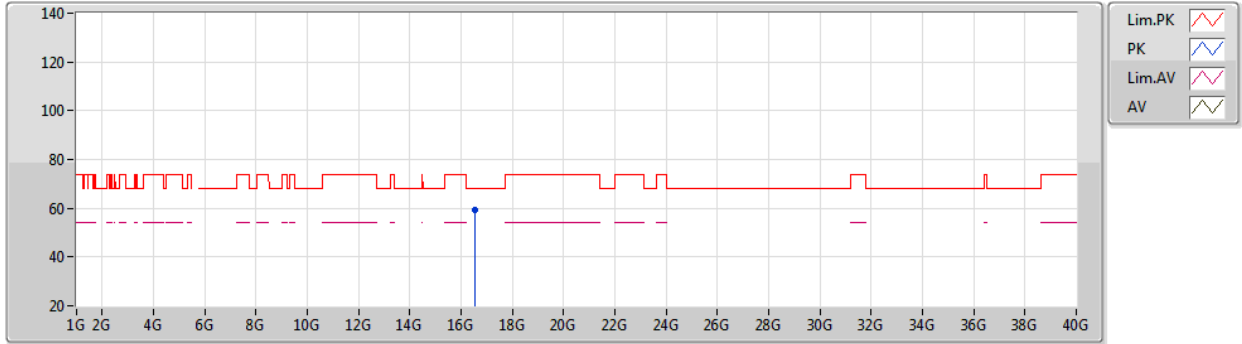
Type	Freq (Hz)	Level (dBuV/m)	Limit (dBuV/m)	Margin (dB)	Raw (dBuV)	Dist (m)	Condition	Azimuth (°)	Height (m)	Comment	AF (dB)	CL (dB)	PA (dB)
PK	5.3356G	58.09	68.20	-10.11	52.96	3	Horizontal	174	1.91	-	33.31	5.20	33.38
PK	5.4572G	62.42	74.00	-11.58	56.88	3	Horizontal	174	1.91	-	33.67	5.26	33.39
AV	5.4564G	48.88	54.00	-5.12	43.34	3	Horizontal	174	1.91	-	33.67	5.26	33.39
PK	5.4636G	67.78	68.20	-0.42	62.21	3	Horizontal	174	1.91	-	33.69	5.27	33.39
PK	5.5068G	114.98	Inf	-Inf	109.27	3	Horizontal	174	1.91	-	33.81	5.29	33.39
AV	5.5068G	101.56	Inf	-Inf	95.85	3	Horizontal	174	1.91	-	33.81	5.29	33.39



802.11ax HEW40_Nss1,(MCS0)_4TX

05/05/2020

5510MHz_TX



EUT Y_4TX
Setting 79
04-F-P-2

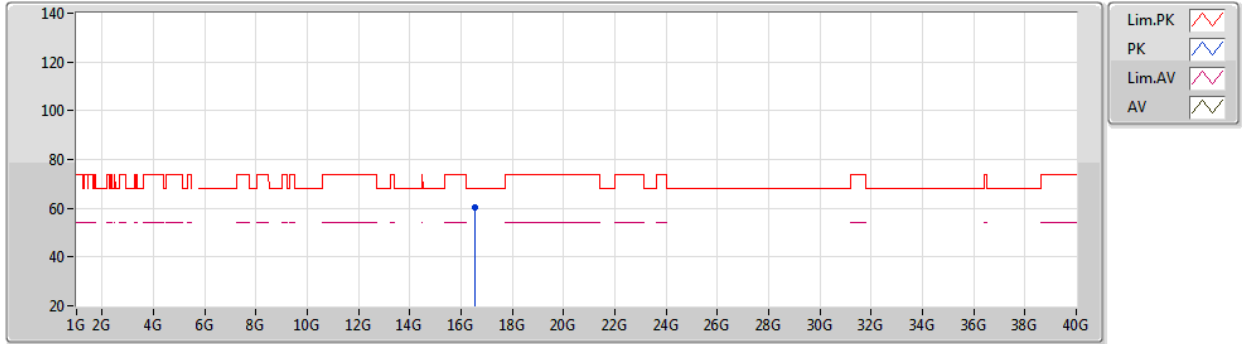
Type	Freq (Hz)	Level (dBuV/m)	Limit (dBuV/m)	Margin (dB)	Raw (dBuV)	Dist (m)	Condition	Azimuth (°)	Height (m)	Comment	AF (dB)	CL (dB)	PA (dB)
PK	16.5452G	59.20	68.20	-9.00	45.05	3	Vertical	103	1.02	-	39.80	9.84	35.49



802.11ax HEW40_Nss1,(MCS0)_4TX

05/05/2020

5510MHz_TX



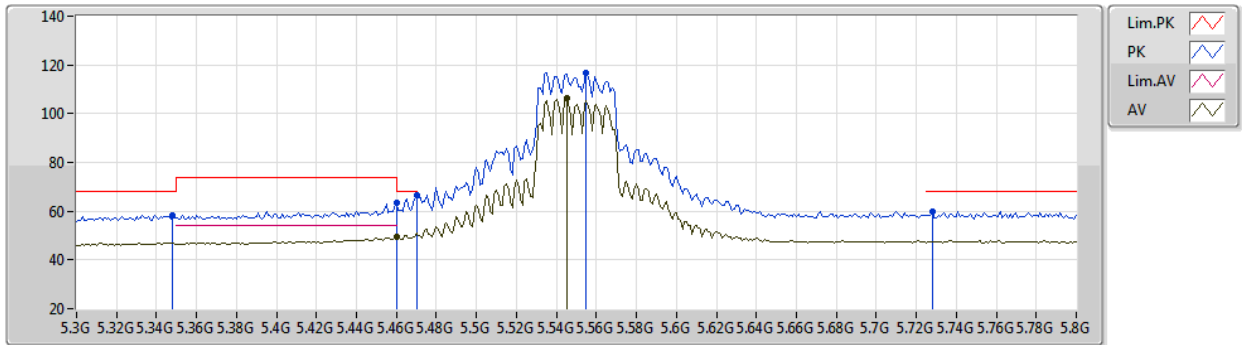
EUT Y_4TX
Setting 79
04-F-P-2

Type	Freq (Hz)	Level (dBuV/m)	Limit (dBuV/m)	Margin (dB)	Raw (dBuV)	Dist (m)	Condition	Azimuth (°)	Height (m)	Comment	AF (dB)	CL (dB)	PA (dB)
PK	16.52368G	60.38	68.20	-7.82	46.30	3	Horizontal	105	1.80	-	39.75	9.82	35.49

802.11ax HEW40_Nss1,(MCS0)_4TX

05/05/2020

5550MHz_TX



EUT Y_4TX
Setting 96
04-F-P-2-10

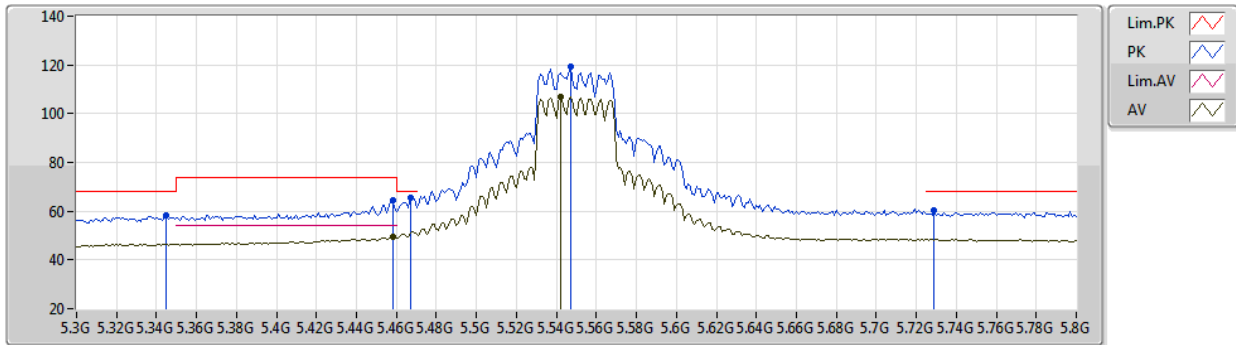
Type	Freq (Hz)	Level (dBuV/m)	Limit (dBuV/m)	Margin (dB)	Raw (dBuV)	Dist (m)	Condition	Azimuth (°)	Height (m)	Comment	AF (dB)	CL (dB)	PA (dB)
PK	5.348G	58.33	68.20	-9.87	53.17	3	Vertical	218	1.67	-	33.34	5.20	33.38
PK	5.46G	63.30	74.00	-10.70	57.74	3	Vertical	218	1.67	-	33.68	5.27	33.39
AV	5.46G	49.59	54.00	-4.41	44.03	3	Vertical	218	1.67	-	33.68	5.27	33.39
PK	5.47G	66.51	68.20	-1.69	60.92	3	Vertical	218	1.67	-	33.71	5.27	33.39
PK	5.555G	116.60	Inf	-Inf	110.74	3	Vertical	218	1.67	-	33.91	5.33	33.38
AV	5.545G	106.37	Inf	-Inf	100.54	3	Vertical	218	1.67	-	33.89	5.32	33.38
PK	5.728G	59.88	68.20	-8.32	53.61	3	Vertical	218	1.67	-	34.16	5.46	33.35



802.11ax HEW40_Nss1,(MCS0)_4TX

05/05/2020

5550MHz_TX



EUT Y_4TX
Setting 96
04-F-P-2-10

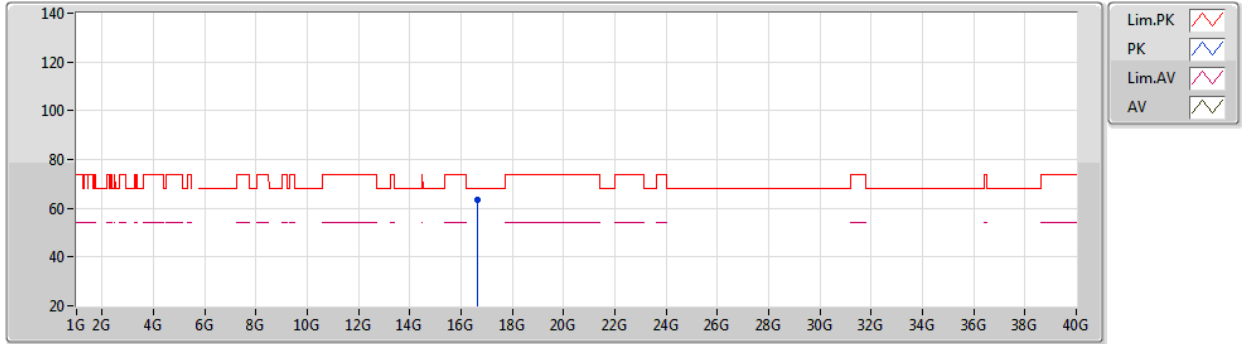
Type	Freq (Hz)	Level (dBuV/m)	Limit (dBuV/m)	Margin (dB)	Raw (dBuV)	Dist (m)	Condition	Azimuth (°)	Height (m)	Comment	AF (dB)	CL (dB)	PA (dB)
PK	5.345G	58.37	68.20	-9.83	53.21	3	Horizontal	179	1.69	-	33.34	5.20	33.38
PK	5.458G	64.24	74.00	-9.76	58.70	3	Horizontal	179	1.69	-	33.67	5.26	33.39
AV	5.458G	49.50	54.00	-4.50	43.96	3	Horizontal	179	1.69	-	33.67	5.26	33.39
PK	5.467G	65.70	68.20	-2.50	60.12	3	Horizontal	179	1.69	-	33.70	5.27	33.39
PK	5.547G	119.49	Inf	-Inf	113.66	3	Horizontal	179	1.69	-	33.89	5.32	33.38
AV	5.542G	106.78	Inf	-Inf	100.96	3	Horizontal	179	1.69	-	33.88	5.32	33.38
PK	5.729G	60.17	68.20	-8.03	53.90	3	Horizontal	179	1.69	-	34.16	5.46	33.35



802.11ax HEW40_Nss1,(MCS0)_4TX

05/05/2020

5550MHz_TX



EUT Y_4TX
Setting 96
04-F-P-2

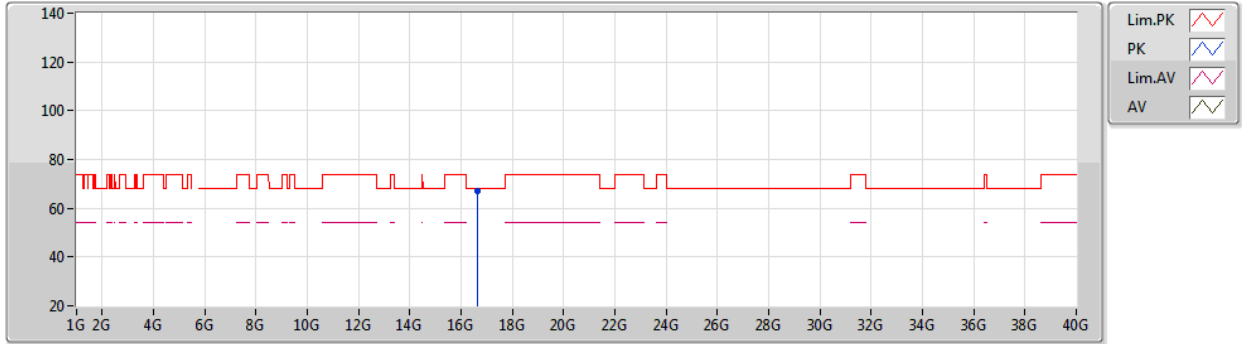
Type	Freq (Hz)	Level (dBuV/m)	Limit (dBuV/m)	Margin (dB)	Raw (dBuV)	Dist (m)	Condition	Azimuth (°)	Height (m)	Comment	AF (dB)	CL (dB)	PA (dB)
PK	16.6568G	63.50	68.20	-4.70	49.04	3	Vertical	62	1.29	-	40.04	9.92	35.50



802.11ax HEW40_Nss1,(MCS0)_4TX

05/05/2020

5550MHz_TX



EUT Y_4TX
Setting 96
04-F-P-2

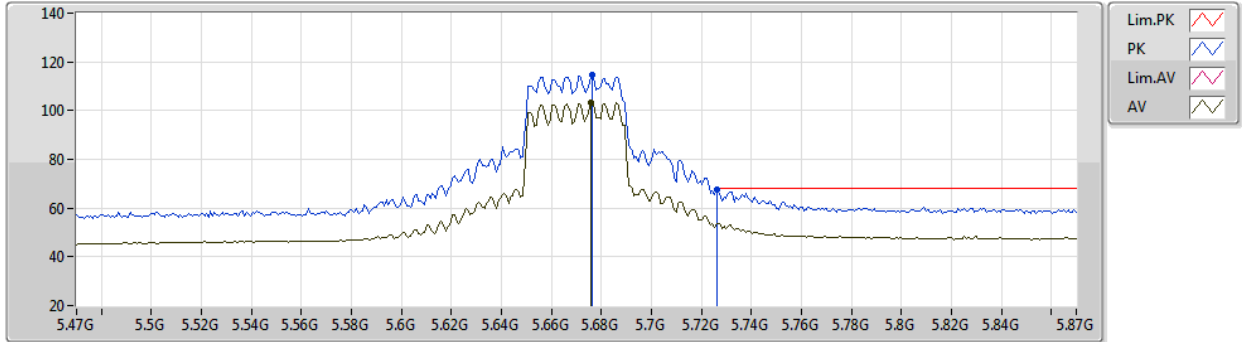
Type	Freq (Hz)	Level (dBuV/m)	Limit (dBuV/m)	Margin (dB)	Raw (dBuV)	Dist (m)	Condition	Azimuth (°)	Height (m)	Comment	AF (dB)	CL (dB)	PA (dB)
PK	16.6604G	67.07	68.20	-1.13	52.59	3	Horizontal	107	1.98	-	40.05	9.93	35.50



802.11ax HEW40_Nss1,(MCS0)_4TX

05/05/2020

5670MHz_TX



EUT Y_4TX
Setting 91
04-F-P-2-10

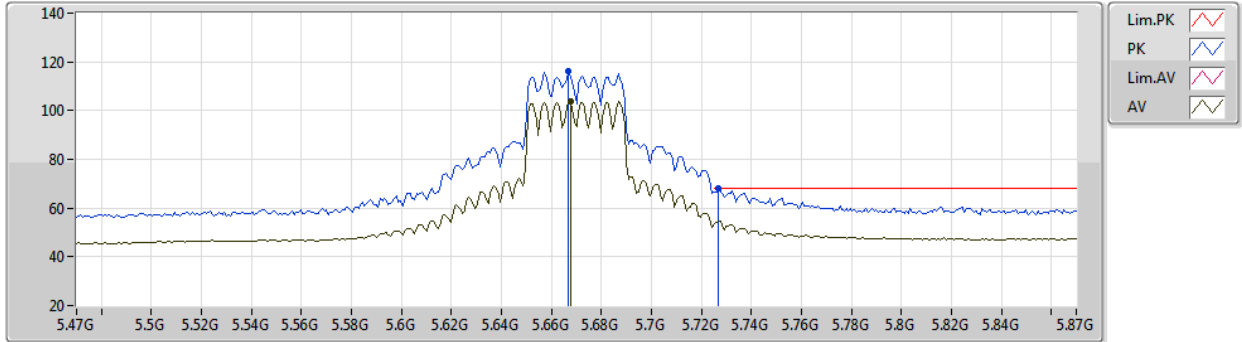
Type	Freq (Hz)	Level (dBuV/m)	Limit (dBuV/m)	Margin (dB)	Raw (dBuV)	Dist (m)	Condition	Azimuth (°)	Height (m)	Comment	AF (dB)	CL (dB)	PA (dB)
PK	5.6764G	114.60	Inf	-Inf	108.46	3	Vertical	267	1.45	-	34.08	5.42	33.36
AV	5.6756G	103.15	Inf	-Inf	97.01	3	Vertical	267	1.45	-	34.08	5.42	33.36
PK	5.726G	67.76	68.20	-0.44	61.50	3	Vertical	267	1.45	-	34.15	5.46	33.35



802.11ax HEW40_Nss1,(MCS0)_4TX

05/05/2020

5670MHz_TX



EUT Y_4TX
Setting 91
04-F-P-2-10

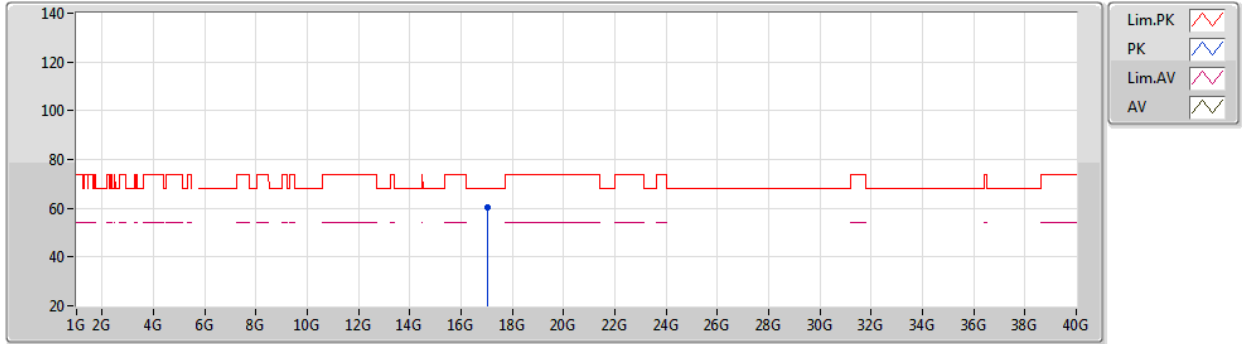
Type	Freq (Hz)	Level (dBuV/m)	Limit (dBuV/m)	Margin (dB)	Raw (dBuV)	Dist (m)	Condition	Azimuth (°)	Height (m)	Comment	AF (dB)	CL (dB)	PA (dB)
PK	5.6668G	116.28	Inf	-Inf	110.16	3	Horizontal	178	1.64	-	34.07	5.41	33.36
AV	5.6676G	103.62	Inf	-Inf	97.50	3	Horizontal	178	1.64	-	34.07	5.41	33.36
PK	5.7268G	67.87	68.20	-0.33	61.61	3	Horizontal	178	1.64	-	34.15	5.46	33.35



802.11ax HEW40_Nss1,(MCS0)_4TX

05/05/2020

5670MHz_TX



EUT Y_4TX
Setting 91
04-F-P-2

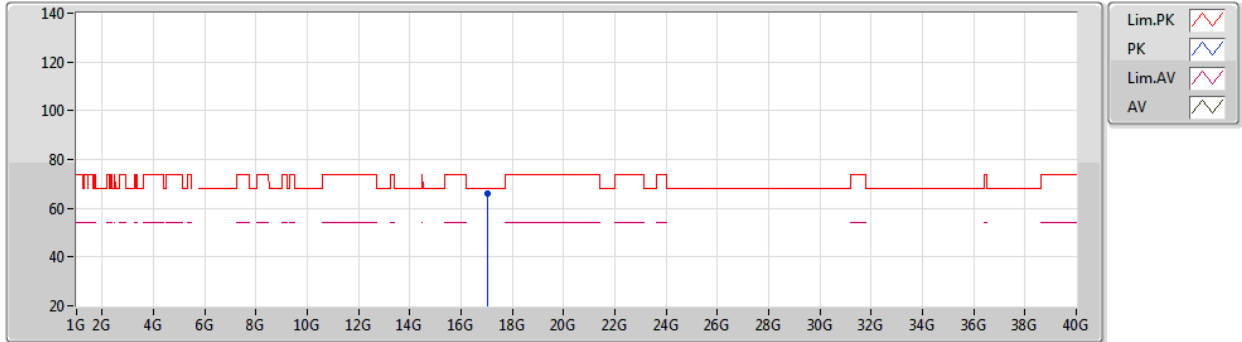
Type	Freq (Hz)	Level (dBuV/m)	Limit (dBuV/m)	Margin (dB)	Raw (dBuV)	Dist (m)	Condition	Azimuth (°)	Height (m)	Comment	AF (dB)	CL (dB)	PA (dB)
PK	17.0164G	60.43	68.20	-7.77	44.95	3	Vertical	68	1.78	-	40.81	10.19	35.52



802.11ax HEW40_Nss1,(MCS0)_4TX

05/05/2020

5670MHz_TX



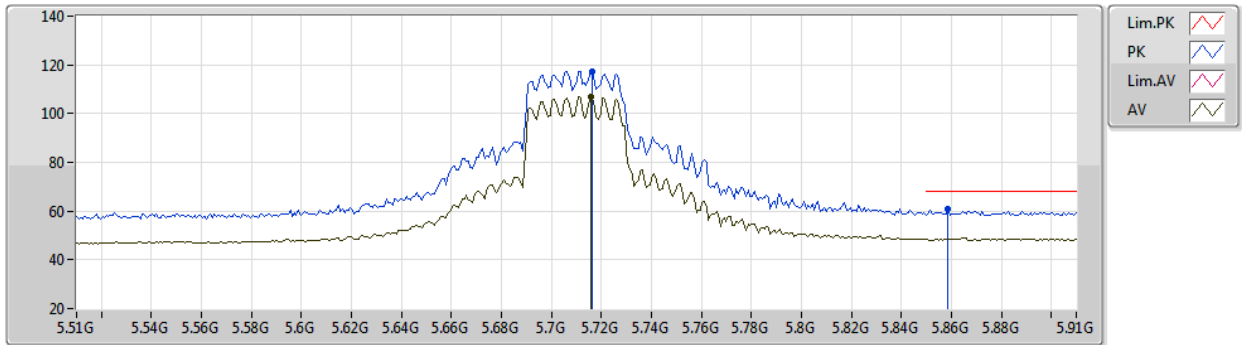
EUT Y_4TX
Setting 91
04-F-P-2

Type	Freq (Hz)	Level (dBuV/m)	Limit (dBuV/m)	Margin (dB)	Raw (dBuV)	Dist (m)	Condition	Azimuth (°)	Height (m)	Comment	AF (dB)	CL (dB)	PA (dB)
PK	17.0136G	65.99	68.20	-2.21	50.51	3	Horizontal	120	1.80	-	40.81	10.19	35.52



802.11ax HEW40_Nss1,(MCS0)_4TX
5710MHz Straddle 5.47-5.725GHz_TX

05/05/2020



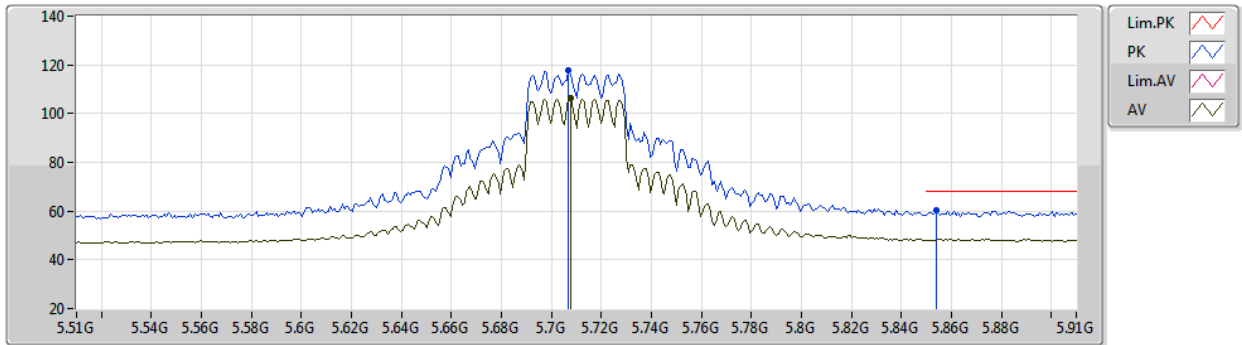
EUT Y_4TX
Setting 96
04-F-P-2-10

Type	Freq (Hz)	Level (dBuV/m)	Limit (dBuV/m)	Margin (dB)	Raw (dBuV)	Dist (m)	Condition	Azimuth (°)	Height (m)	Comment	AF (dB)	CL (dB)	PA (dB)
PK	5.7164G	117.50	Inf	-Inf	111.28	3	Vertical	267	1.35	-	34.13	5.45	33.36
AV	5.7156G	106.89	Inf	-Inf	100.67	3	Vertical	267	1.35	-	34.13	5.45	33.36
PK	5.8588G	60.88	68.20	-7.32	54.00	3	Vertical	267	1.35	-	34.65	5.56	33.33



802.11ax HEW40_Nss1,(MCS0)_4TX
5710MHz Straddle 5.47-5.725GHz_TX

05/05/2020



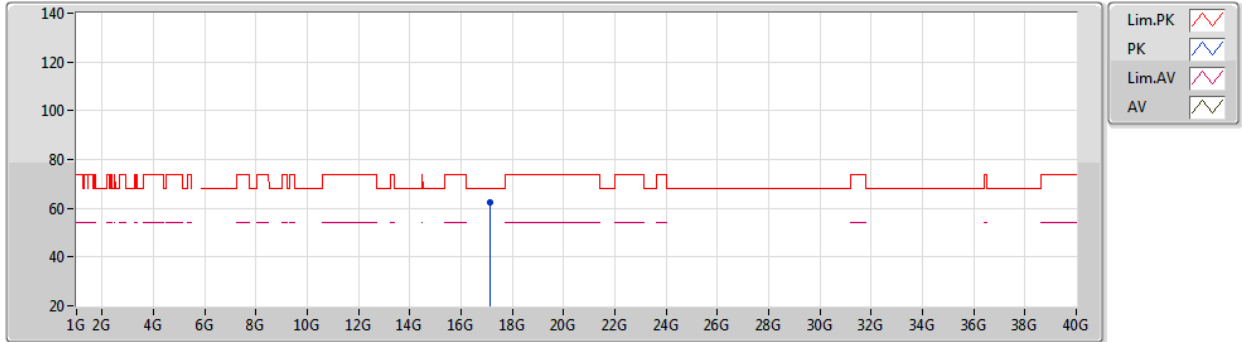
EUT Y_4TX
Setting 96
04-F-P-2-10

Type	Freq (Hz)	Level (dBuV/m)	Limit (dBuV/m)	Margin (dB)	Raw (dBuV)	Dist (m)	Condition	Azimuth (°)	Height (m)	Comment	AF (dB)	CL (dB)	PA (dB)
PK	5.7068G	117.84	Inf	-Inf	111.65	3	Horizontal	180	1.47	-	34.11	5.44	33.36
AV	5.7076G	106.14	Inf	-Inf	99.93	3	Horizontal	180	1.47	-	34.12	5.45	33.36
PK	5.854G	60.45	68.20	-7.75	53.61	3	Horizontal	180	1.47	-	34.62	5.55	33.33



802.11ax HEW40_Nss1,(MCS0)_4TX
5710MHz Straddle 5.47-5.725GHz_TX

05/05/2020



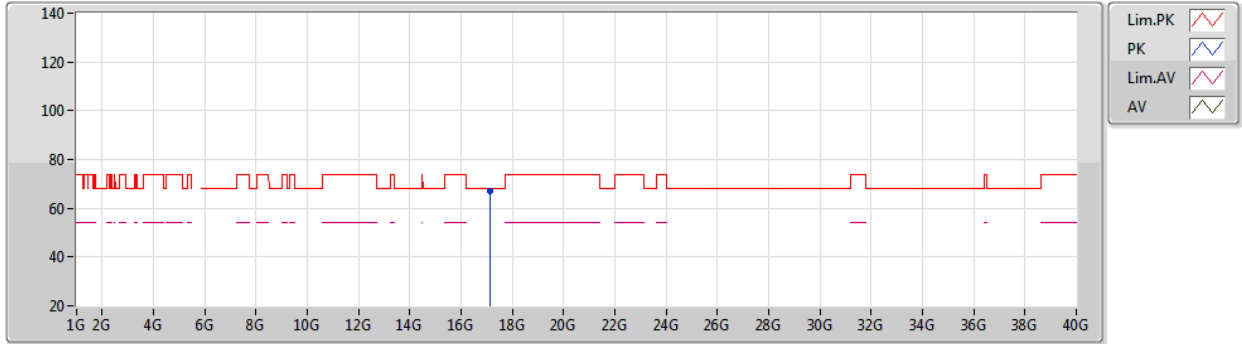
EUT Y_4TX
Setting 96
04-F-P-2

Type	Freq (Hz)	Level (dBuV/m)	Limit (dBuV/m)	Margin (dB)	Raw (dBuV)	Dist (m)	Condition	Azimuth (°)	Height (m)	Comment	AF (dB)	CL (dB)	PA (dB)
PK	17.1284G	62.25	68.20	-5.95	46.65	3	Vertical	218	1.78	-	40.92	10.16	35.48



802.11ax HEW40_Nss1,(MCS0)_4TX
5710MHz Straddle 5.47-5.725GHz_TX

05/05/2020



EUT Y_4TX
Setting 96
04-F-P-2

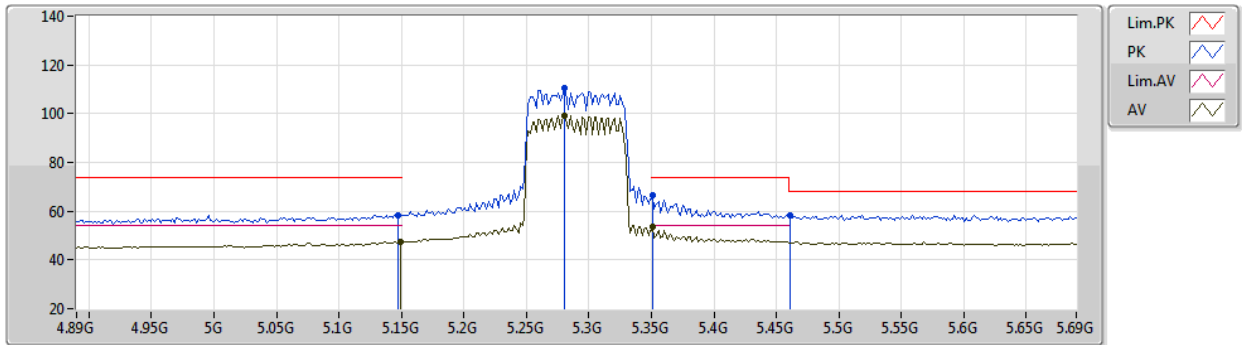
Type	Freq (Hz)	Level (dBuV/m)	Limit (dBuV/m)	Margin (dB)	Raw (dBuV)	Dist (m)	Condition	Azimuth (°)	Height (m)	Comment	AF (dB)	CL (dB)	PA (dB)
PK	17.1436G	67.29	68.20	-0.91	51.68	3	Horizontal	119	1.80	-	40.93	10.16	35.48



802.11ax HEW80_Nss1,(MCS0)_4TX

05/05/2020

5290MHz_TX



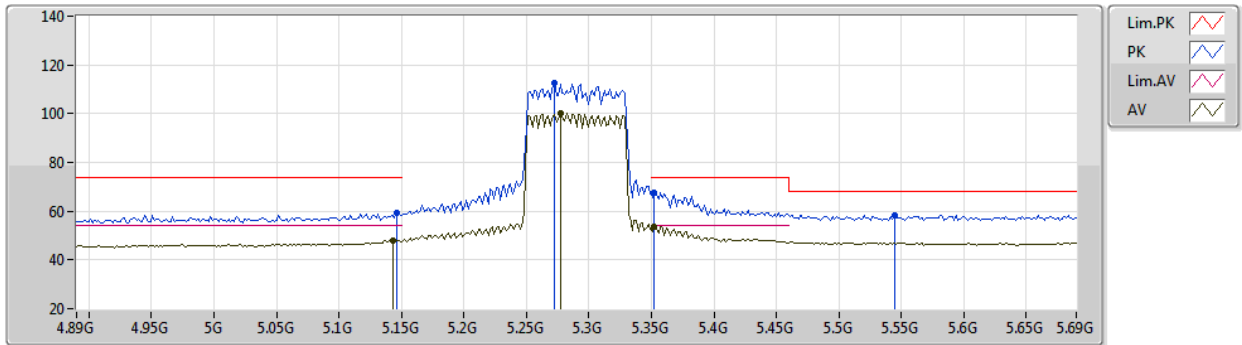
EUT Y_4TX
Setting 79
04-F-P-2-10

Type	Freq (Hz)	Level (dBuV/m)	Limit (dBuV/m)	Margin (dB)	Raw (dBuV)	Dist (m)	Condition	Azimuth (°)	Height (m)	Comment	AF (dB)	CL (dB)	PA (dB)
PK	5.1476G	58.41	74.00	-15.59	53.63	3	Vertical	222	1.73	-	33.05	5.10	33.37
AV	5.1492G	47.47	54.00	-6.53	42.69	3	Vertical	222	1.73	-	33.05	5.10	33.37
PK	5.2804G	110.37	Inf	-Inf	105.40	3	Vertical	222	1.73	-	33.18	5.17	33.38
AV	5.2804G	99.37	Inf	-Inf	94.40	3	Vertical	222	1.73	-	33.18	5.17	33.38
PK	5.3508G	66.50	74.00	-7.50	61.33	3	Vertical	222	1.73	-	33.35	5.21	33.39
AV	5.3508G	53.84	54.00	-0.16	48.67	3	Vertical	222	1.73	-	33.35	5.21	33.39
PK	5.4612G	58.44	68.20	-9.76	52.88	3	Vertical	222	1.73	-	33.68	5.27	33.39

802.11ax HEW80_Nss1,(MCS0)_4TX

05/05/2020

5290MHz_TX



EUT Y_4TX
Setting 79
04-F-P-2-10

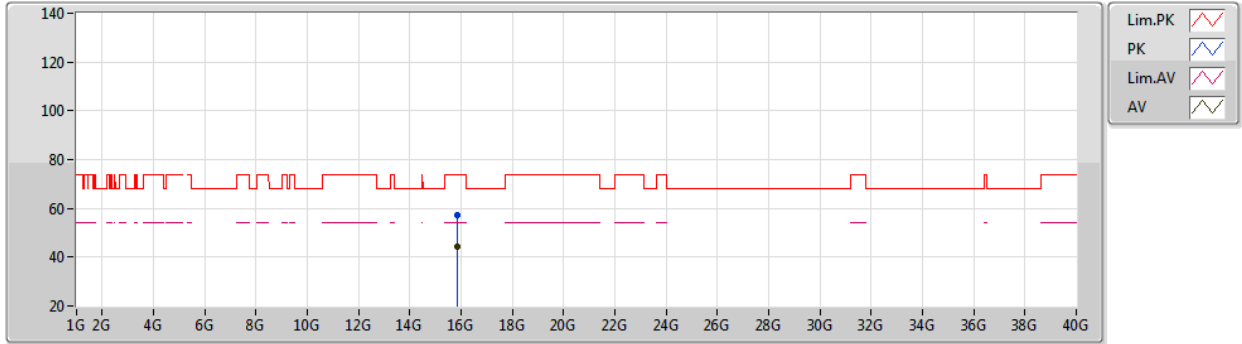
Type	Freq (Hz)	Level (dBuV/m)	Limit (dBuV/m)	Margin (dB)	Raw (dBuV)	Dist (m)	Condition	Azimuth (°)	Height (m)	Comment	AF (dB)	CL (dB)	PA (dB)
PK	5.146G	59.25	74.00	-14.75	54.47	3	Horizontal	360	1.42	-	33.05	5.10	33.37
AV	5.1428G	47.91	54.00	-6.09	43.14	3	Horizontal	360	1.42	-	33.04	5.10	33.37
PK	5.2724G	112.71	Inf	-Inf	107.75	3	Horizontal	360	1.42	-	33.17	5.17	33.38
AV	5.2772G	100.14	Inf	-Inf	95.17	3	Horizontal	360	1.42	-	33.18	5.17	33.38
PK	5.3524G	67.82	74.00	-6.18	62.64	3	Horizontal	360	1.42	-	33.36	5.21	33.39
AV	5.3524G	53.83	54.00	-0.17	48.65	3	Horizontal	360	1.42	-	33.36	5.21	33.39
PK	5.5444G	58.52	68.20	-9.68	52.69	3	Horizontal	360	1.42	-	33.89	5.32	33.38



802.11ax HEW80_Nss1,(MCS0)_4TX

05/05/2020

5290MHz_TX



EUT Y_4TX
Setting 79
04-F-P-2

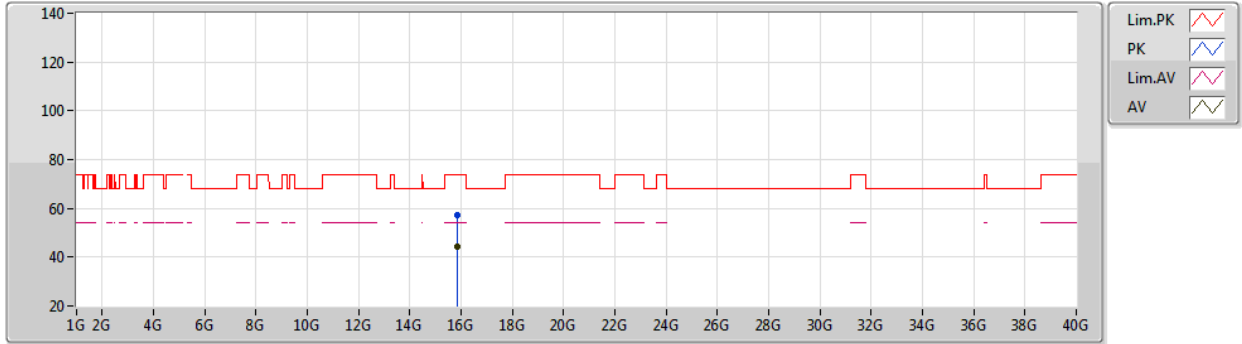
Type	Freq (Hz)	Level (dBuV/m)	Limit (dBuV/m)	Margin (dB)	Raw (dBuV)	Dist (m)	Condition	Azimuth (°)	Height (m)	Comment	AF (dB)	CL (dB)	PA (dB)
PK	15.87476G	57.16	74.00	-16.84	44.44	3	Vertical	34	2.48	-	38.74	9.40	35.42
AV	15.87144G	44.30	54.00	-9.70	31.58	3	Vertical	34	2.48	-	38.74	9.40	35.42



802.11ax HEW80_Nss1,(MCS0)_4TX

05/05/2020

5290MHz_TX



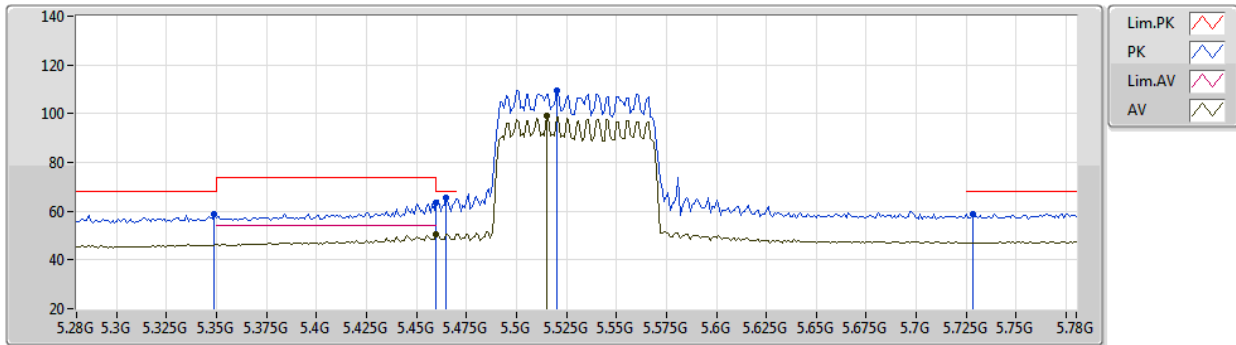
EUT Y_4TX
Setting 79
04-F-P-2

Type	Freq (Hz)	Level (dBuV/m)	Limit (dBuV/m)	Margin (dB)	Raw (dBuV)	Dist (m)	Condition	Azimuth (°)	Height (m)	Comment	AF (dB)	CL (dB)	PA (dB)
PK	15.8693G	57.31	74.00	-16.69	44.59	3	Horizontal	263	1.47	-	38.74	9.40	35.42
AV	15.8682G	44.51	54.00	-9.49	31.79	3	Horizontal	263	1.47	-	38.74	9.40	35.42

802.11ax HEW80_Nss1,(MCS0)_4TX

05/05/2020

5530MHz_TX



EUT Y_4TX
Setting 79
04-F-P-2-10

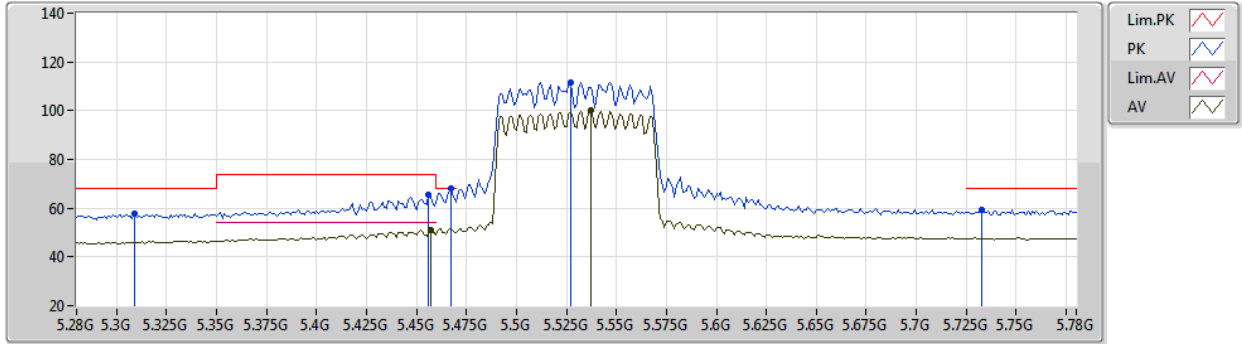
Type	Freq (Hz)	Level (dBuV/m)	Limit (dBuV/m)	Margin (dB)	Raw (dBuV)	Dist (m)	Condition	Azimuth (°)	Height (m)	Comment	AF (dB)	CL (dB)	PA (dB)
PK	5.349G	58.97	68.20	-9.23	53.80	3	Vertical	53	2.71	-	33.35	5.20	33.38
PK	5.46G	63.21	74.00	-10.79	57.65	3	Vertical	53	2.71	-	33.68	5.27	33.39
AV	5.46G	50.33	54.00	-3.67	44.77	3	Vertical	53	2.71	-	33.68	5.27	33.39
PK	5.465G	65.27	68.20	-2.93	59.69	3	Vertical	53	2.71	-	33.70	5.27	33.39
PK	5.52G	109.62	Inf	-Inf	103.87	3	Vertical	53	2.71	-	33.84	5.30	33.39
AV	5.515G	99.02	Inf	-Inf	93.28	3	Vertical	53	2.71	-	33.83	5.30	33.39
PK	5.728G	59.04	68.20	-9.16	52.77	3	Vertical	53	2.71	-	34.16	5.46	33.35



802.11ax HEW80_Nss1,(MCS0)_4TX

05/05/2020

5530MHz_TX



EUT Y_4TX
Setting 79
04-F-P-2-10

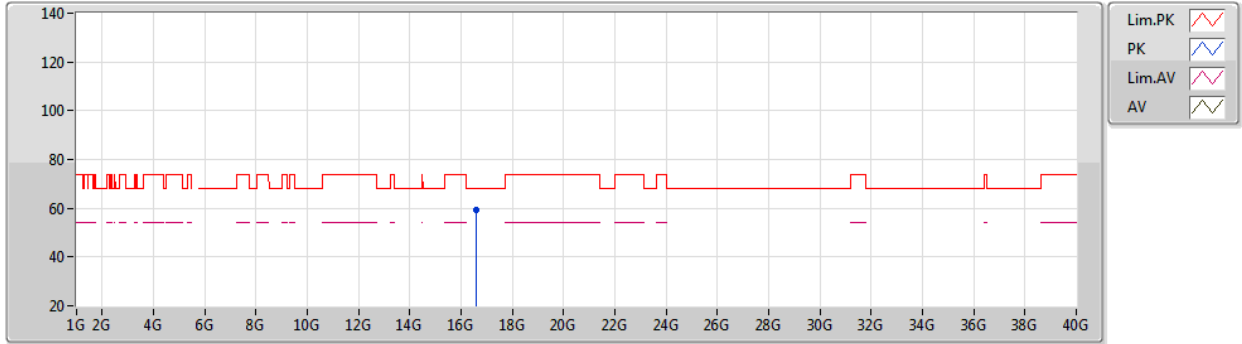
Type	Freq (Hz)	Level (dBuV/m)	Limit (dBuV/m)	Margin (dB)	Raw (dBuV)	Dist (m)	Condition	Azimuth (°)	Height (m)	Comment	AF (dB)	CL (dB)	PA (dB)
PK	5.309G	57.88	68.20	-10.32	52.85	3	Horizontal	177	1.80	-	33.23	5.18	33.38
PK	5.456G	65.36	74.00	-8.64	59.82	3	Horizontal	177	1.80	-	33.67	5.26	33.39
AV	5.457G	50.84	54.00	-3.16	45.30	3	Horizontal	177	1.80	-	33.67	5.26	33.39
PK	5.467G	67.96	68.20	-0.24	62.38	3	Horizontal	177	1.80	-	33.70	5.27	33.39
PK	5.527G	111.79	Inf	-Inf	106.01	3	Horizontal	177	1.80	-	33.85	5.31	33.38
AV	5.537G	100.03	Inf	-Inf	94.22	3	Horizontal	177	1.80	-	33.87	5.32	33.38
PK	5.733G	59.36	68.20	-8.84	53.08	3	Horizontal	177	1.80	-	34.17	5.46	33.35



802.11ax HEW80_Nss1,(MCS0)_4TX

05/05/2020

5530MHz_TX



EUT Y_4TX
Setting 79
04-F-P-2

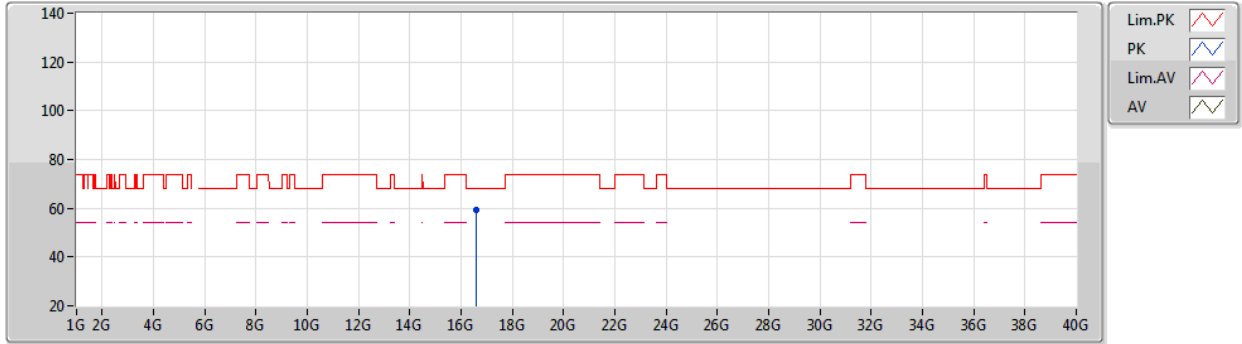
Type	Freq (Hz)	Level (dBuV/m)	Limit (dBuV/m)	Margin (dB)	Raw (dBuV)	Dist (m)	Condition	Azimuth (°)	Height (m)	Comment	AF (dB)	CL (dB)	PA (dB)
PK	16.59504G	59.31	68.20	-8.89	45.02	3	Vertical	333	2.14	-	39.91	9.87	35.49



802.11ax HEW80_Nss1,(MCS0)_4TX

05/05/2020

5530MHz_TX



EUT Y_4TX
Setting 79
04-F-P-2

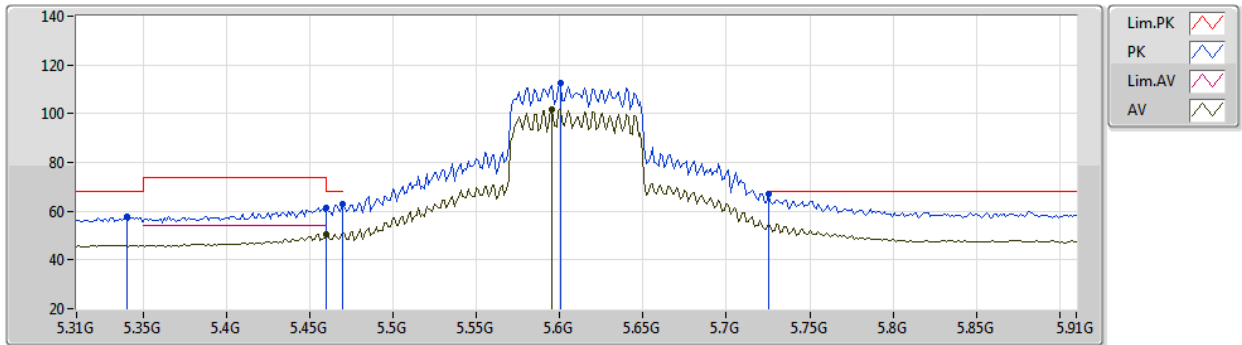
Type	Freq (Hz)	Level (dBuV/m)	Limit (dBuV/m)	Margin (dB)	Raw (dBuV)	Dist (m)	Condition	Azimuth (°)	Height (m)	Comment	AF (dB)	CL (dB)	PA (dB)
PK	16.58392G	59.22	68.20	-8.98	44.96	3	Horizontal	126	1.80	-	39.88	9.87	35.49



802.11ax HEW80_Nss1,(MCS0)_4TX

05/05/2020

5610MHz_TX



EUT Y_4TX
Setting 96
04-F-P-2-10

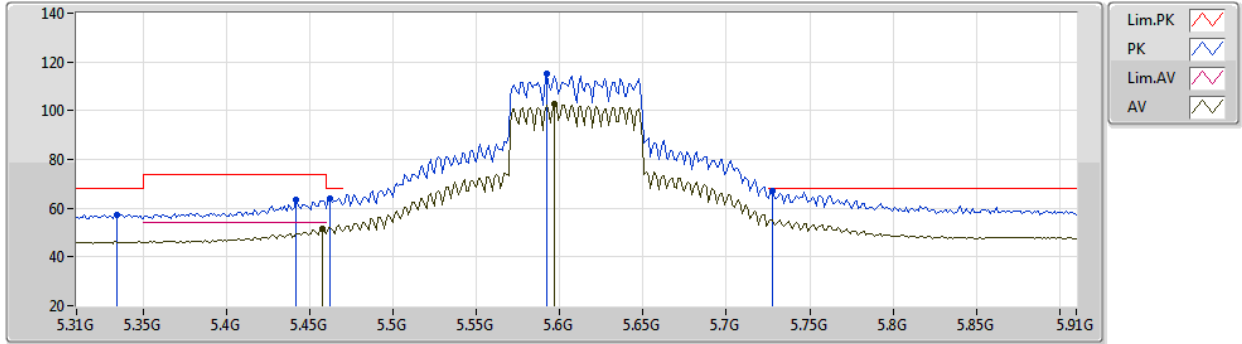
Type	Freq (Hz)	Level (dBuV/m)	Limit (dBuV/m)	Margin (dB)	Raw (dBuV)	Dist (m)	Condition	Azimuth (°)	Height (m)	Comment	AF (dB)	CL (dB)	PA (dB)
PK	5.34G	57.75	68.20	-10.45	52.61	3	Vertical	59	1.98	-	33.32	5.20	33.38
PK	5.46G	61.47	74.00	-12.53	55.91	3	Vertical	59	1.98	-	33.68	5.27	33.39
AV	5.46G	50.60	54.00	-3.40	45.04	3	Vertical	59	1.98	-	33.68	5.27	33.39
PK	5.4696G	63.01	68.20	-5.19	57.42	3	Vertical	59	1.98	-	33.71	5.27	33.39
PK	5.6004G	112.44	Inf	-Inf	106.45	3	Vertical	59	1.98	-	34.00	5.36	33.37
AV	5.5956G	101.94	Inf	-Inf	95.96	3	Vertical	59	1.98	-	33.99	5.36	33.37
PK	5.7252G	67.16	68.20	-1.04	60.90	3	Vertical	59	1.98	-	34.15	5.46	33.35



802.11ax HEW80_Nss1,(MCS0)_4TX

05/05/2020

5610MHz_TX



EUT Y_4TX
Setting 96
04-F-P-2-10

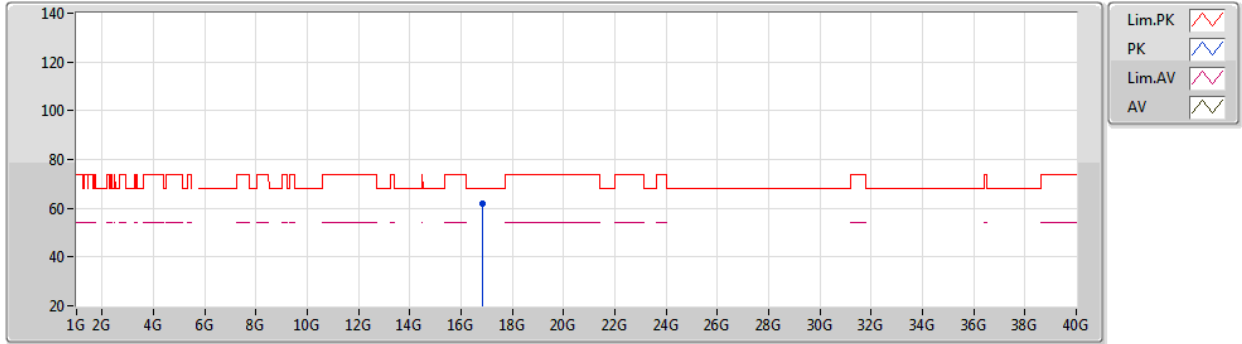
Type	Freq (Hz)	Level (dBuV/m)	Limit (dBuV/m)	Margin (dB)	Raw (dBuV)	Dist (m)	Condition	Azimuth (°)	Height (m)	Comment	AF (dB)	CL (dB)	PA (dB)
PK	5.334G	57.35	68.20	-10.85	52.23	3	Horizontal	176	1.66	-	33.30	5.20	33.38
PK	5.442G	63.20	74.00	-10.80	57.70	3	Horizontal	176	1.66	-	33.63	5.26	33.39
PK	5.4624G	64.21	68.20	-3.99	58.64	3	Horizontal	176	1.66	-	33.69	5.27	33.39
AV	5.4576G	51.62	54.00	-2.38	46.08	3	Horizontal	176	1.66	-	33.67	5.26	33.39
PK	5.592G	115.01	Inf	-Inf	109.05	3	Horizontal	176	1.66	-	33.98	5.35	33.37
AV	5.5968G	102.56	Inf	-Inf	96.58	3	Horizontal	176	1.66	-	33.99	5.36	33.37
PK	5.7276G	67.17	68.20	-1.03	60.90	3	Horizontal	176	1.66	-	34.16	5.46	33.35



802.11ax HEW80_Nss1,(MCS0)_4TX

05/05/2020

5610MHz_TX



EUT Y_4TX
Setting 96
04-F-P-2

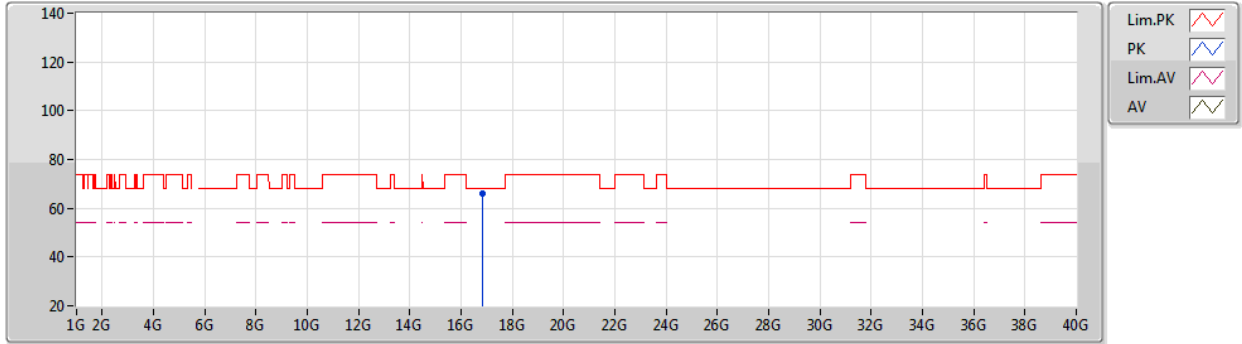
Type	Freq (Hz)	Level (dBuV/m)	Limit (dBuV/m)	Margin (dB)	Raw (dBuV)	Dist (m)	Condition	Azimuth (°)	Height (m)	Comment	AF (dB)	CL (dB)	PA (dB)
PK	16.852G	61.93	68.20	-6.27	46.90	3	Vertical	62	1.30	-	40.47	10.07	35.51



802.11ax HEW80_Nss1,(MCS0)_4TX

05/05/2020

5610MHz_TX

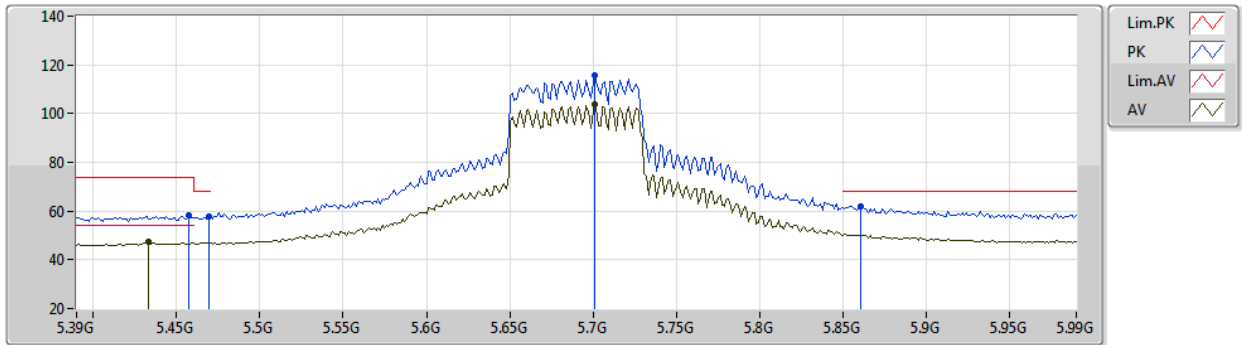


EUT Y_4TX
Setting 96
04-F-P-2

Type	Freq (Hz)	Level (dBuV/m)	Limit (dBuV/m)	Margin (dB)	Raw (dBuV)	Dist (m)	Condition	Azimuth (°)	Height (m)	Comment	AF (dB)	CL (dB)	PA (dB)
PK	16.8328G	66.03	68.20	-2.17	51.05	3	Horizontal	138	1.98	-	40.43	10.06	35.51

802.11ax HEW80_Nss1,(MCS0)_4TX
5690MHz Straddle 5.47-5.725GHz_TX

05/05/2020



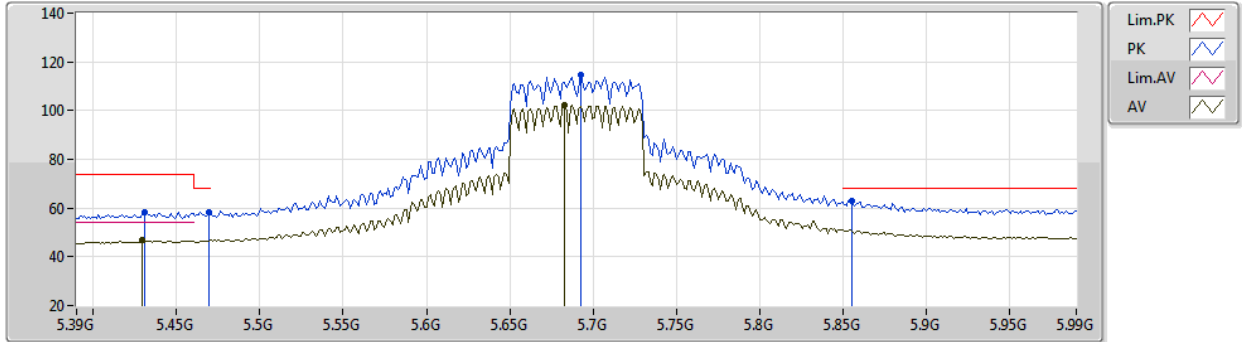
EUT Y_4TX
Setting 96
04-F-P-2-10

Type	Freq (Hz)	Level (dBuV/m)	Limit (dBuV/m)	Margin (dB)	Raw (dBuV)	Dist (m)	Condition	Azimuth (°)	Height (m)	Comment	AF (dB)	CL (dB)	PA (dB)
PK	5.4572G	58.31	74.00	-15.69	52.77	3	Vertical	266	1.48	-	33.67	5.26	33.39
AV	5.4332G	47.16	54.00	-6.84	41.70	3	Vertical	266	1.48	-	33.60	5.25	33.39
PK	5.4692G	57.76	68.20	-10.44	52.17	3	Vertical	266	1.48	-	33.71	5.27	33.39
PK	5.7008G	115.91	Inf	-Inf	109.73	3	Vertical	266	1.48	-	34.10	5.44	33.36
AV	5.7008G	103.59	Inf	-Inf	97.41	3	Vertical	266	1.48	-	34.10	5.44	33.36
PK	5.8604G	62.11	68.20	-6.09	55.22	3	Vertical	266	1.48	-	34.66	5.56	33.33



802.11ax HEW80_Nss1,(MCS0)_4TX
5690MHz Straddle 5.47-5.725GHz_TX

05/05/2020



EUT Y_4TX
Setting 96
04-F-P-2-10

Type	Freq (Hz)	Level (dBuV/m)	Limit (dBuV/m)	Margin (dB)	Raw (dBuV)	Dist (m)	Condition	Azimuth (°)	Height (m)	Comment	AF (dB)	CL (dB)	PA (dB)
PK	5.4308G	58.16	74.00	-15.84	52.71	3	Horizontal	176	1.48	-	33.59	5.25	33.39
AV	5.4296G	46.66	54.00	-7.34	41.21	3	Horizontal	176	1.48	-	33.59	5.25	33.39
PK	5.4692G	58.28	68.20	-9.92	52.69	3	Horizontal	176	1.48	-	33.71	5.27	33.39
PK	5.6924G	114.82	Inf	-Inf	108.66	3	Horizontal	176	1.48	-	34.09	5.43	33.36
AV	5.6828G	102.14	Inf	-Inf	95.99	3	Horizontal	176	1.48	-	34.08	5.43	33.36
PK	5.8556G	62.97	68.20	-5.23	56.12	3	Horizontal	176	1.48	-	34.63	5.55	33.33