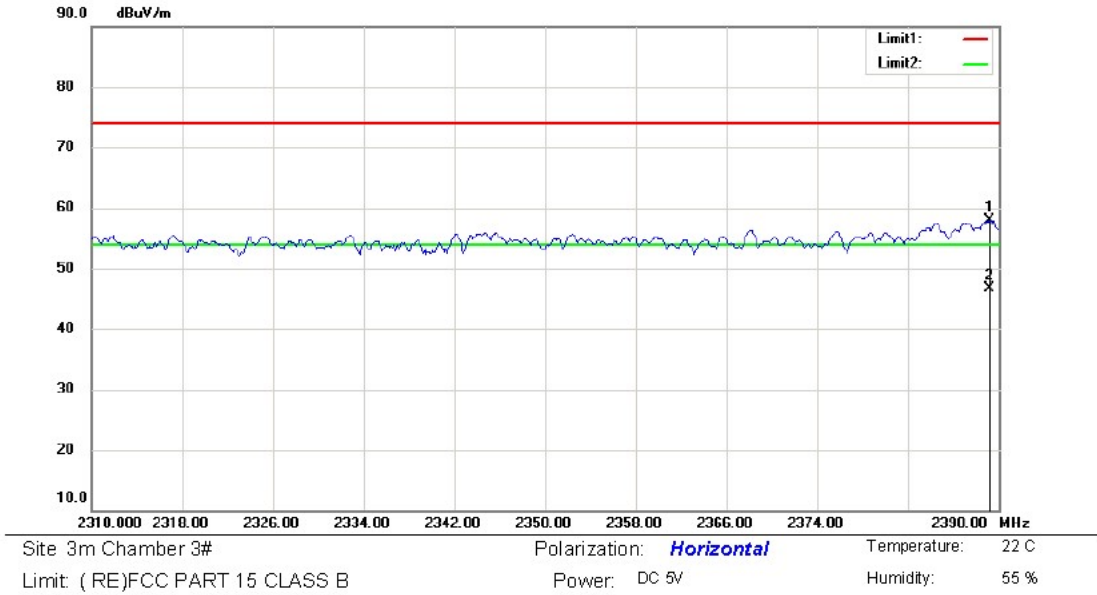


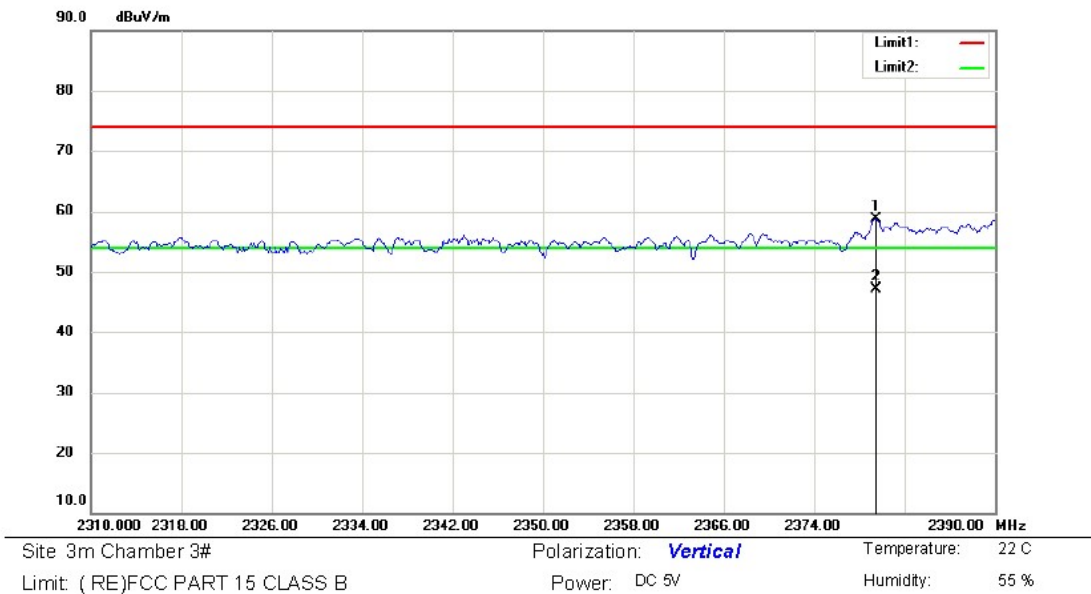
Spurious Emission in Restricted Band 2310-2390MHz

Test Model 802.11b 802.11g 802.11n(HT20) 802.11n(HT40)
 Channel 1: 2412MHz Channel 3: 2422MHz Polarity: H
 VBW=3MHz



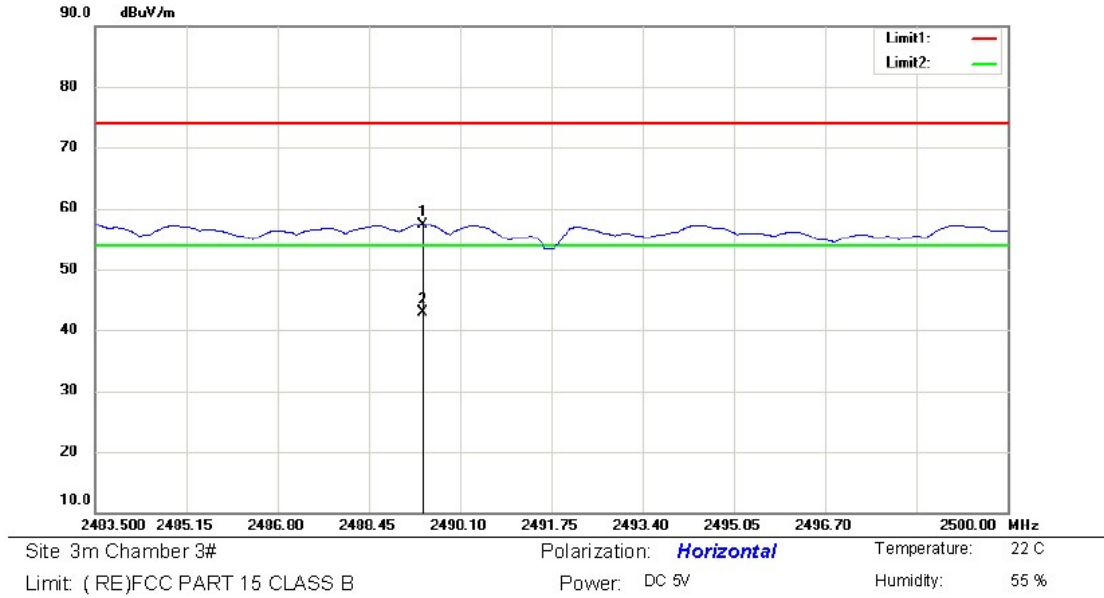
Spurious Emission in Restricted Band 2310-2390MHz

Test Model 802.11b 802.11g 802.11n(HT20) 802.11n(HT40)
 Channel 1: 2412MHz Channel 3: 2422MHz Polarity: V
 VBW=3MHz



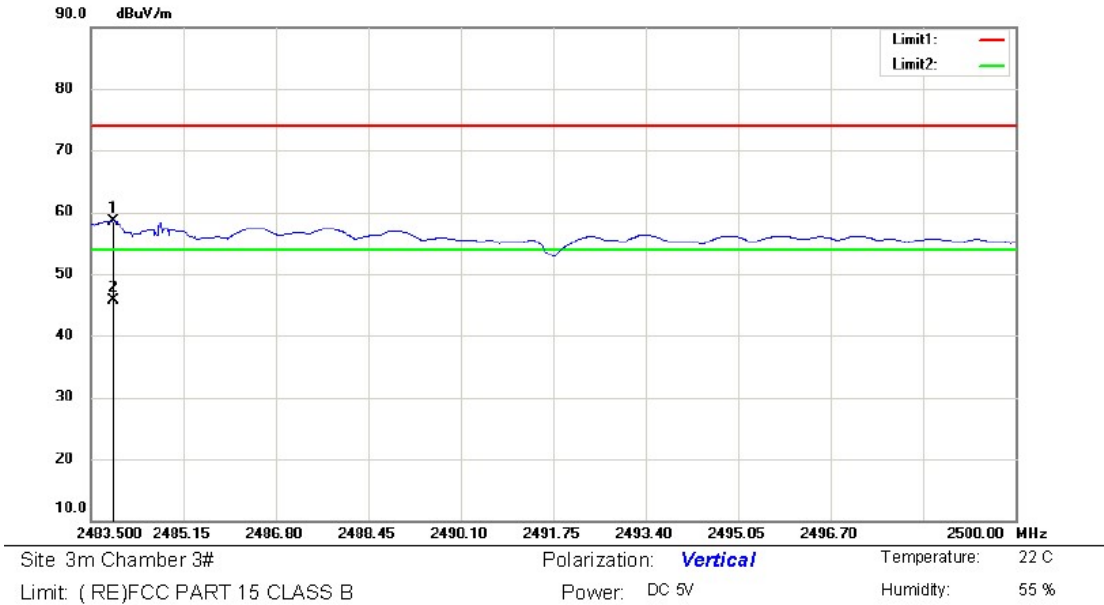
Spurious Emission in Restricted Band 2483.5-2500MHz

Test Model 802.11b 802.11g 802.11n(HT20) 802.11n(HT40)
 Channel 11: 2462MHz Channel 9: 2452MHz Polarity: H
 VBW=3MHz

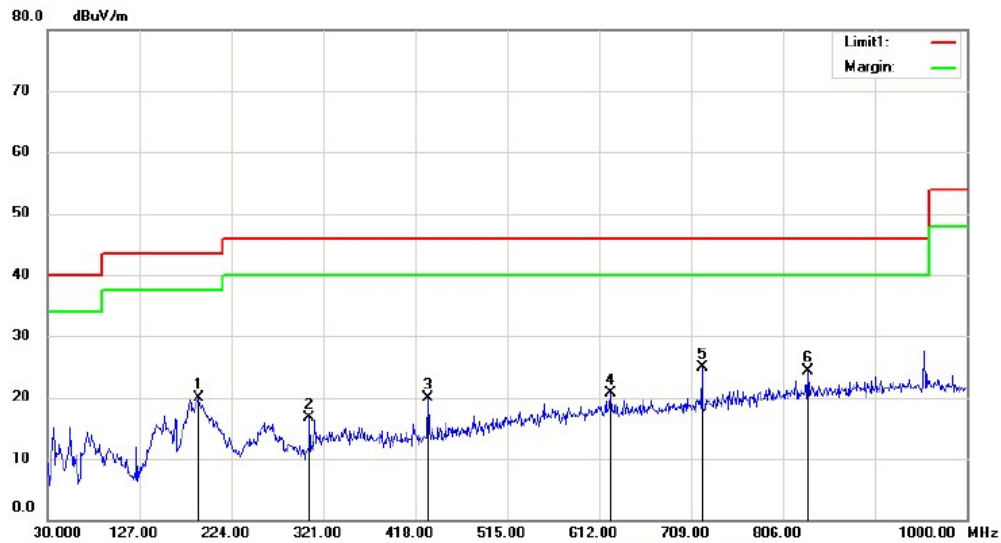


Spurious Emission in Restricted Band 2483.5-2500MHz

Test Model 802.11b 802.11g 802.11n(HT20) 802.11n(HT40)
 Channel 11: 2462MHz Channel 9: 2452MHz Polarity: V
 VBW=3MHz



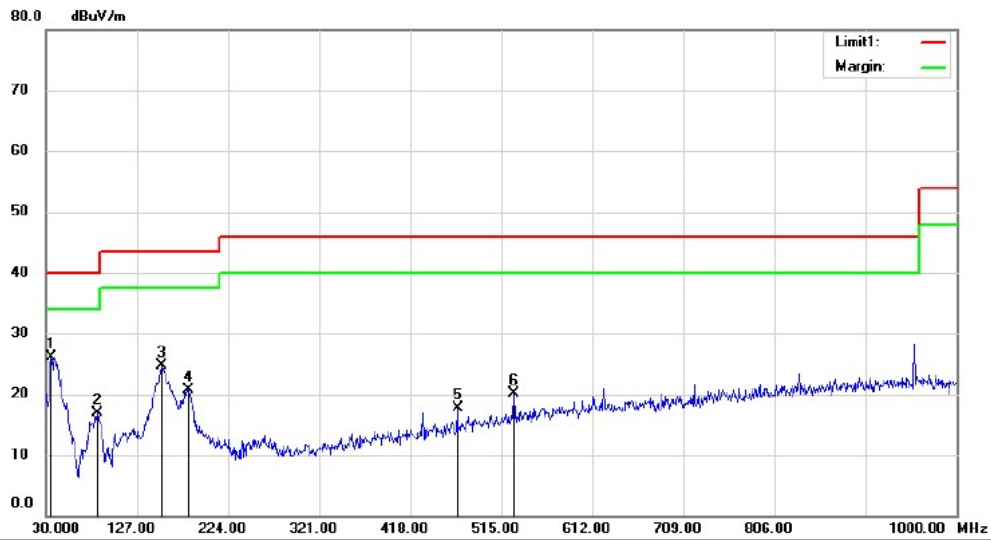
■ Spurious Emission below 1GHz (30MHz to 1GHz)
All modes 2.4G 802.11b/g/n have been tested,



Site 3m Chamber 3# Polarization: *Horizontal* Temperature: 21 C
Limit: (RE)FCC PART 15 CLASS B Power: DC 5V Humidity: 53 %

M/N: AirPresence Key
Mode: 802.11b(2412MHz)
Note:

No.	Mk.	Freq. MHz	Reading Level dBuV	Correct Factor dB	Measure- ment dBuV/m	Limit dBuV/m	Over dB	Antenna Height cm	Table Degree	Detector	Comment
1		189.0800	52.43	-32.55	19.88	43.50	-23.62			QP	
2		306.4500	46.02	-29.31	16.71	46.00	-29.29			QP	
3		431.5800	46.14	-26.15	19.99	46.00	-26.01			QP	
4		623.6400	42.01	-21.32	20.69	46.00	-25.31			QP	
5	*	720.6400	44.98	-19.98	25.00	46.00	-21.00			QP	
6		832.1900	42.09	-17.69	24.40	46.00	-21.60			QP	



Site 3m Chamber 3# Polarization: **Vertical** Temperature: 21 C
 Limit: (RE)FCC PART 15 CLASS B Power: DC 5V Humidity: 53 %

M/N: AirPresence Key
 Mode:802.11b(2412MHz)
 Note:

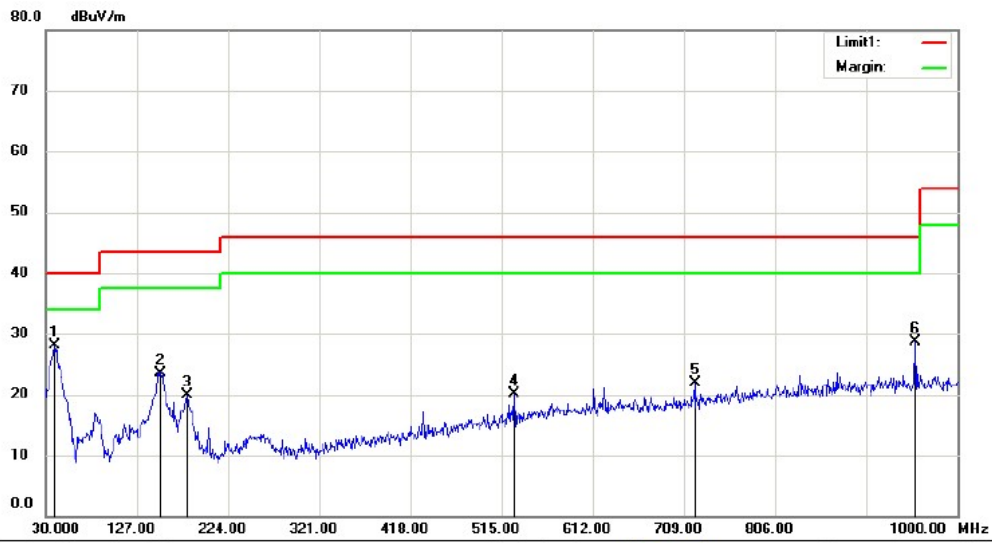
No.	Mk.	Freq.	Reading Level	Correct Factor	Measurement	Limit	Over	Antenna Height	Table Degree	
		MHz	dBuV	dB	dBuV/m	dBuV/m	dB	cm	degree	Comment
1	*	35.8200	57.82	-31.77	26.05	40.00	-13.95	QP		
2		84.3200	50.73	-33.92	16.81	40.00	-23.19	QP		
3		153.1900	59.72	-34.94	24.78	43.50	-18.72	QP		
4		181.3200	53.90	-33.20	20.70	43.50	-22.80	QP		
5		468.4400	42.81	-25.12	17.69	46.00	-28.31	QP		
6		528.5800	43.53	-23.40	20.13	46.00	-25.87	QP		



Site 3m Chamber 3# Polarization: **Horizontal** Temperature: 21 C
 Limit: (RE)FCC PART 15 CLASS B Power: DC 5V Humidity: 53 %

M/N: AirPresence Key
 Mode:802.11b(2437MHz)
 Note:

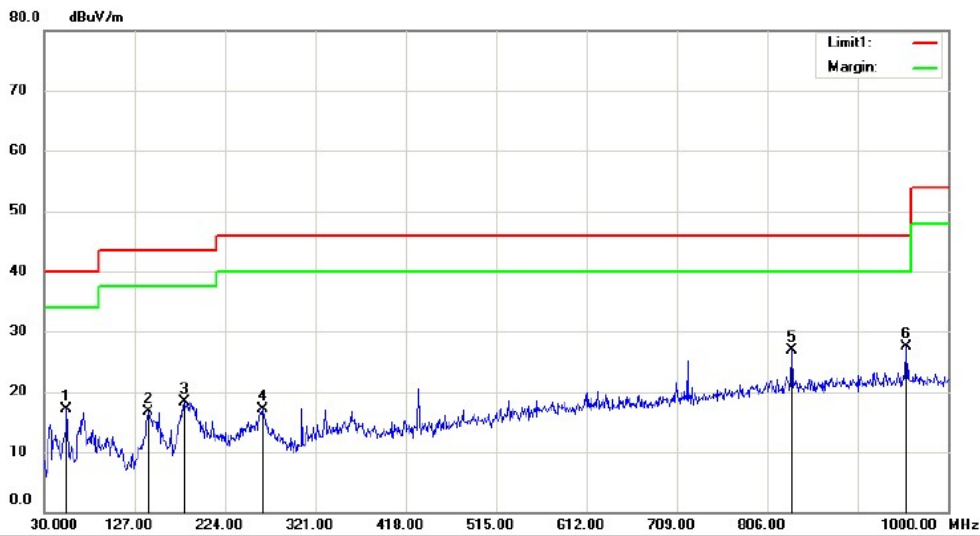
No.	Mk.	Freq.	Reading Level	Correct Factor	Measurement	Limit	Over	Antenna Height	Table Degree	Detector	Comment
		MHz	dBuV	dB	dBuV/m	dBuV/m	dB	cm	degree		
1		54.2500	47.30	-31.09	16.21	40.00	-23.79	QP			
2		71.7100	51.71	-35.89	15.82	40.00	-24.18	QP			
3		183.2600	52.32	-33.05	19.27	43.50	-24.23	QP			
4		253.1000	47.82	-30.63	17.19	46.00	-28.81	QP			
5		431.5800	46.05	-26.15	19.90	46.00	-26.10	QP			
6	*	955.3800	43.68	-15.69	27.99	46.00	-18.01	QP			



Site 3m Chamber 3# Polarization: *Vertical* Temperature: 21 C
 Limit: (RE)FCC PART 15 CLASS B Power: DC 5V Humidity: 53 %

M/N: AirPresence Key
 Mode: 802.11b(2437MHz)
 Note:

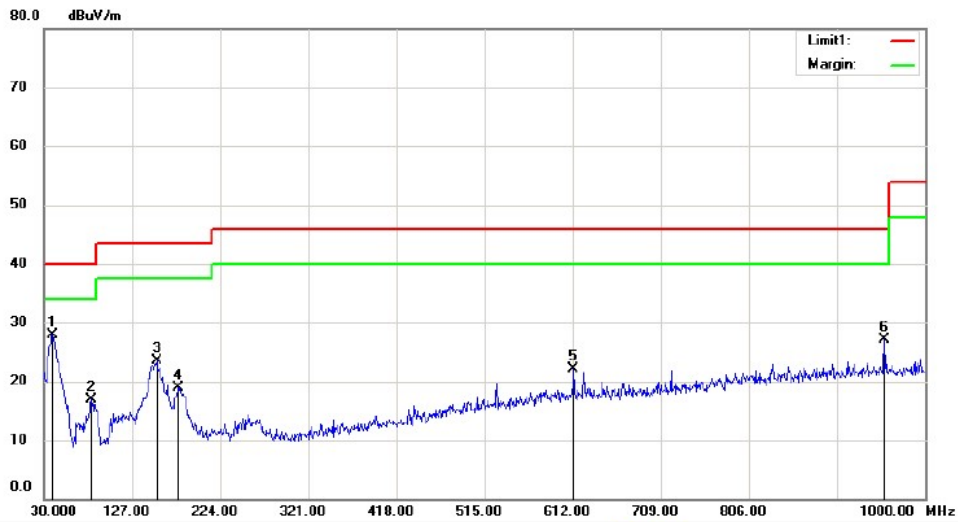
No.	Mk.	Freq. MHz	Reading Level dBuV	Correct Factor dB	Measure- ment dBuV/m	Limit dBuV/m	Over dB	Antenna Height cm	Table Degree degree	Detector	Comment
1	*	39.7000	58.82	-30.65	28.17	40.00	-11.83	QP			
2		152.2200	58.58	-34.98	23.60	43.50	-19.90	QP			
3		180.3500	53.11	-33.29	19.82	43.50	-23.68	QP			
4		528.5800	43.58	-23.40	20.18	46.00	-25.82	QP			
5		720.6400	41.95	-19.98	21.97	46.00	-24.03	QP			
6		955.3800	44.30	-15.69	28.61	46.00	-17.39	QP			



Site 3m Chamber 3# Polarization: *Horizontal* Temperature: 21 C
 Limit: (RE)FCC PART 15 CLASS B Power: DC 5V Humidity: 53 %

M/N: AirPresence Key
 Mode:802.11b(2482MHz)
 Note:

No.	Mk.	Freq.	Reading Level	Correct Factor	Measurement	Limit	Over	Antenna Height	Table Degree	
		MHz	dBuV	dB	dBuV/m	dBuV/m	dB	cm	degree	Comment
1		54.2500	48.15	-31.09	17.06	40.00	-22.94	QP		
2		141.5500	52.30	-35.60	16.70	43.50	-26.80	QP		
3		180.3500	51.67	-33.29	18.38	43.50	-25.12	QP		
4		264.7400	47.65	-30.56	17.09	46.00	-28.91	QP		
5		832.1900	44.64	-17.69	26.95	46.00	-19.05	QP		
6	*	955.3800	43.27	-15.69	27.58	46.00	-18.42	QP		



Site 3m Chamber 3# Polarization: **Vertical** Temperature: 21 C
 Limit: (RE)FCC PART 15 CLASS B Power: DC 5V Humidity: 53 %

M/N: AirPresence Key
 Mode: 802.11b(2462MHz)
 Note:

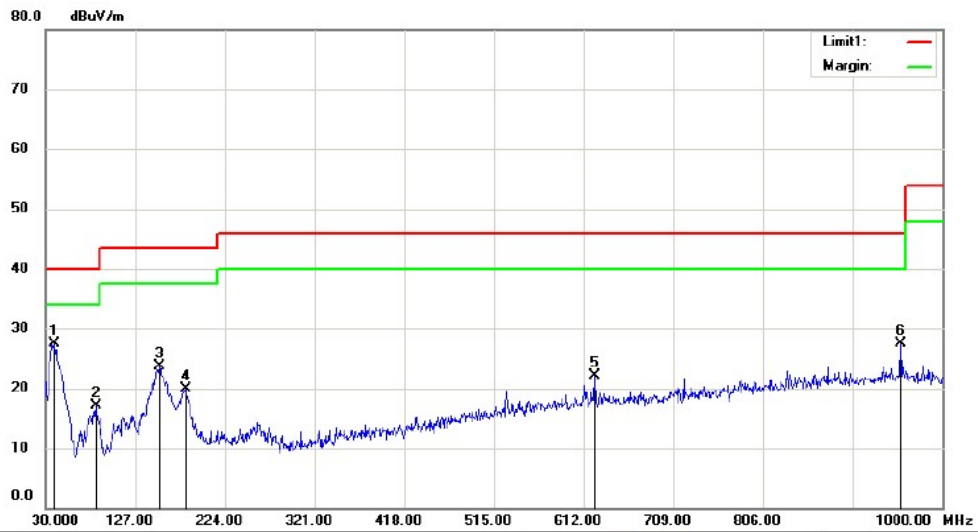
No.	Mk.	Freq.	Reading Level	Correct Factor	Measurement	Limit	Over	Antenna Height	Table Degree	
		MHz	dBuV	dB	dBuV/m	dBuV/m	dB	cm	degree	Comment
1	*	39.7000	58.60	-30.65	27.95	40.00	-12.05	QP		
2		82.3800	51.76	-34.83	16.93	40.00	-23.07	QP		
3		154.1600	58.37	-34.92	23.45	43.50	-20.05	QP		
4		177.4400	52.48	-33.53	18.95	43.50	-24.55	QP		
5		612.9700	43.44	-21.43	22.01	46.00	-23.99	QP		
6		955.3800	42.72	-15.69	27.03	46.00	-18.97	QP		



Site 3m Chamber 3# Polarization: *Horizontal* Temperature: 21 C
 Limit: (RE)FCC PART 15 CLASS B Power: DC 5V Humidity: 53 %

M/N: AirPresence Key
 Mode: 802.11g(2412MHz)
 Note:

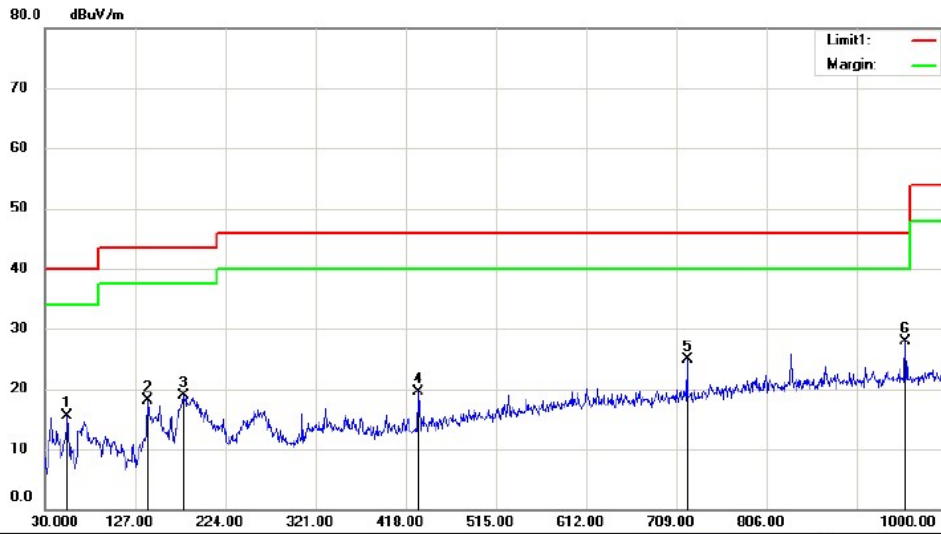
No.	Mk.	Freq.	Reading Level	Correct Factor	Measurement	Limit	Over	Antenna Height	Table Degree	
		MHz	dBuV	dB	dBuV/m	dBuV/m	dB	cm	degree	Comment
1		71.7100	51.59	-35.89	15.70	40.00	-24.30	QP		
2		149.3100	51.31	-35.10	16.21	43.50	-27.29	QP		
3		190.0500	51.70	-32.47	19.23	43.50	-24.27	QP		
4		260.8600	47.23	-30.64	16.59	46.00	-29.41	QP		
5		431.5800	46.56	-26.15	20.41	46.00	-25.59	QP		
6	*	720.6400	45.29	-19.98	25.31	46.00	-20.69	QP		



Site 3m Chamber 3# Polarization: **Vertical** Temperature: 21 C
 Limit: (RE)FCC PART 15 CLASS B Power: DC 5V Humidity: 53 %

M/N: AirPresence Key
 Mode:802.11g(2412MHz)
 Note:

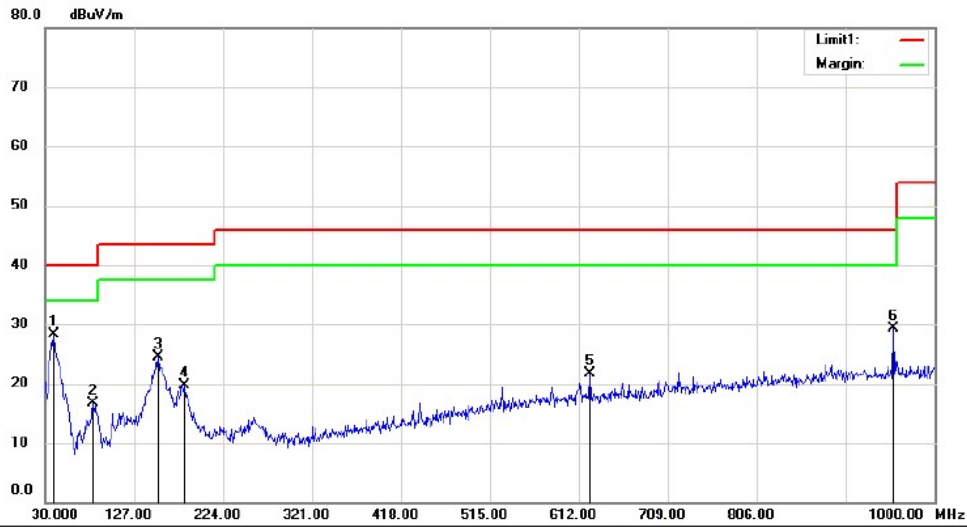
No.	Mk.	Freq. MHz	Reading Level dBuV	Correct Factor dB	Measure- ment dBuV/m	Limit dBuV/m	Over dB	Detector	Antenna Height cm	Table Degree	Comment
1	*	39.7000	58.23	-30.65	27.58	40.00	-12.42	QP			
2		84.3200	51.03	-33.92	17.11	40.00	-22.89	QP			
3		153.1900	58.71	-34.94	23.77	43.50	-19.73	QP			
4		181.3200	53.02	-33.20	19.82	43.50	-23.68	QP			
5		623.6400	43.36	-21.32	22.04	46.00	-23.96	QP			
6		955.3800	43.12	-15.69	27.43	46.00	-18.57	QP			



Site 3m Chamber 3# Polarization: *Horizontal* Temperature: 21 C
 Limit: (RE)FCC PART 15 CLASS B Power: DC 5V Humidity: 53 %

M/N: AirPresence Key
 Mode: 802.11g(2437MHz)
 Note:

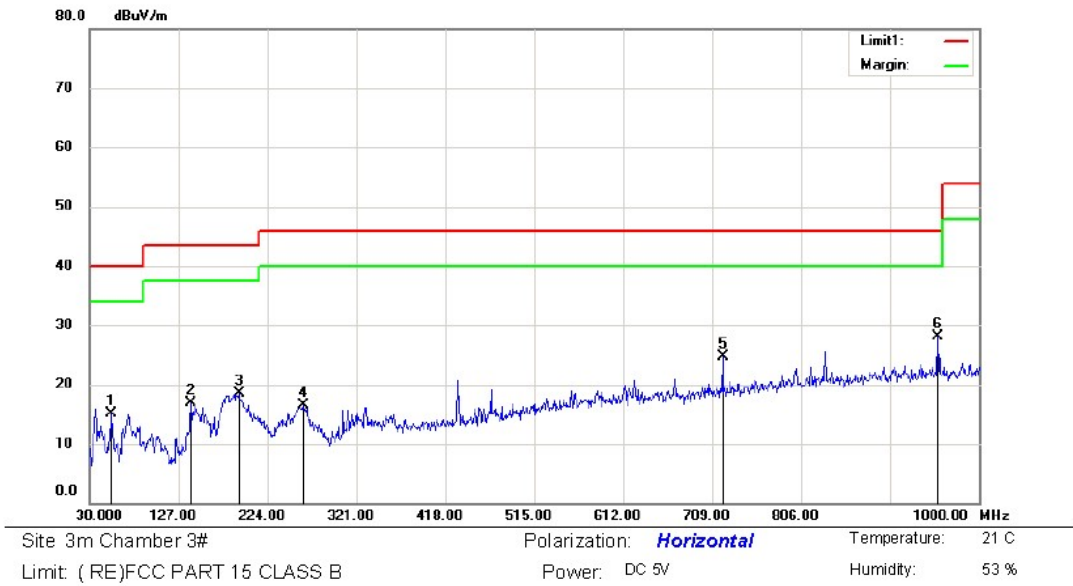
No.	Mk.	Freq.	Reading Level	Correct Factor	Measurement	Limit	Over	Antenna Height	Table Degree	
		MHz	dBuV	dB	dBuV/m	dBuV/m	dB	cm	degree	Comment
1		54.2500	46.57	-31.09	15.48	40.00	-24.52	QP		
2		140.5800	53.79	-35.67	18.12	43.50	-25.38	QP		
3		179.3800	52.37	-33.37	19.00	43.50	-24.50	QP		
4		431.5800	45.72	-26.15	19.57	46.00	-26.43	QP		
5		720.6400	44.97	-19.98	24.99	46.00	-21.01	QP		
6	*	955.3800	43.53	-15.69	27.84	46.00	-18.16	QP		



Site 3m Chamber 3# Polarization: **Vertical** Temperature: 21 C
 Limit: (RE)FCC PART 15 CLASS B Power: DC 5V Humidity: 53 %

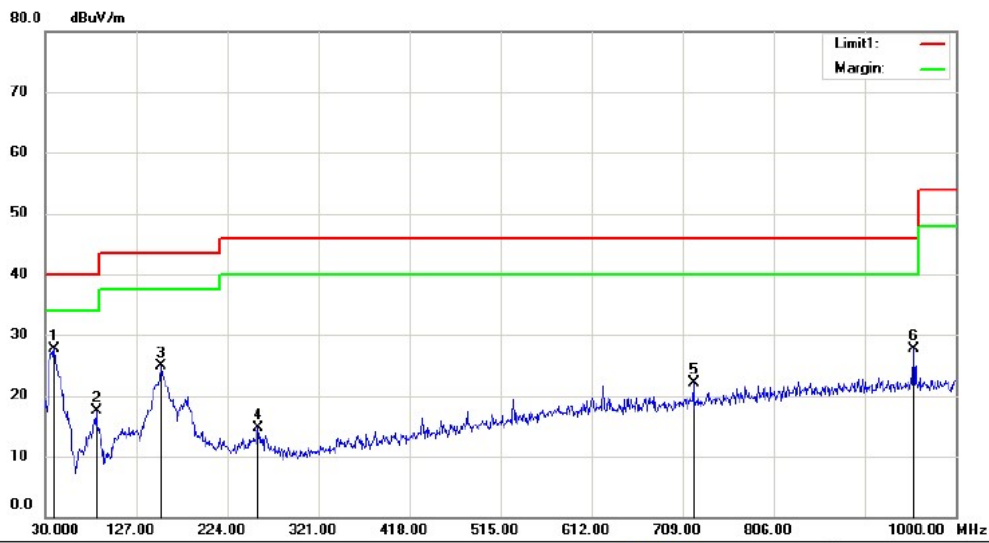
M/N: AirPresence Key
 Mode: 802.11g(2437MHz)
 Note:

No.	Mk.	Freq.	Reading Level	Correct Factor	Measurement	Limit	Over	Antenna Height	Table Degree	
		MHz	dBuV	dB	dBuV/m	dBuV/m	dB	cm	degree	Comment
1	*	39.7000	58.89	-30.65	28.24	40.00	-11.76	QP		
2		82.3800	51.52	-34.83	16.69	40.00	-23.31	QP		
3		153.1900	59.47	-34.94	24.53	43.50	-18.97	QP		
4		181.3200	52.92	-33.20	19.72	43.50	-23.78	QP		
5		624.6100	43.05	-21.29	21.76	46.00	-24.24	QP		
6		955.3800	45.05	-15.69	29.36	46.00	-16.64	QP		



M/N: AirPresence Key
 Mode: 802.11g(2462MHz)
 Note:

No.	Mk.	Freq.	Reading Level	Correct Factor	Measurement	Limit	Over	Antenna Height	Table Degree	
		MHz	dBuV	dB	dBuV/m	dBuV/m	dB	cm	degree	Comment
1		54.2500	46.18	-31.09	15.09	40.00	-24.91	QP		
2		140.5800	52.58	-35.67	16.91	43.50	-26.59	QP		
3		192.9600	50.99	-32.46	18.53	43.50	-24.97	QP		
4		262.8000	47.08	-30.59	16.49	46.00	-29.51	QP		
5		720.6400	44.75	-19.98	24.77	46.00	-21.23	QP		
6	*	955.3800	43.88	-15.69	28.19	46.00	-17.81	QP		



Site 3m Chamber 3# Polarization: *Vertical* Temperature: 21 C
 Limit: (RE)FCC PART 15 CLASS B Power: DC 5V Humidity: 53 %

M/N: AirPresence Key
 Mode: 802.11g(2462MHz)
 Note:

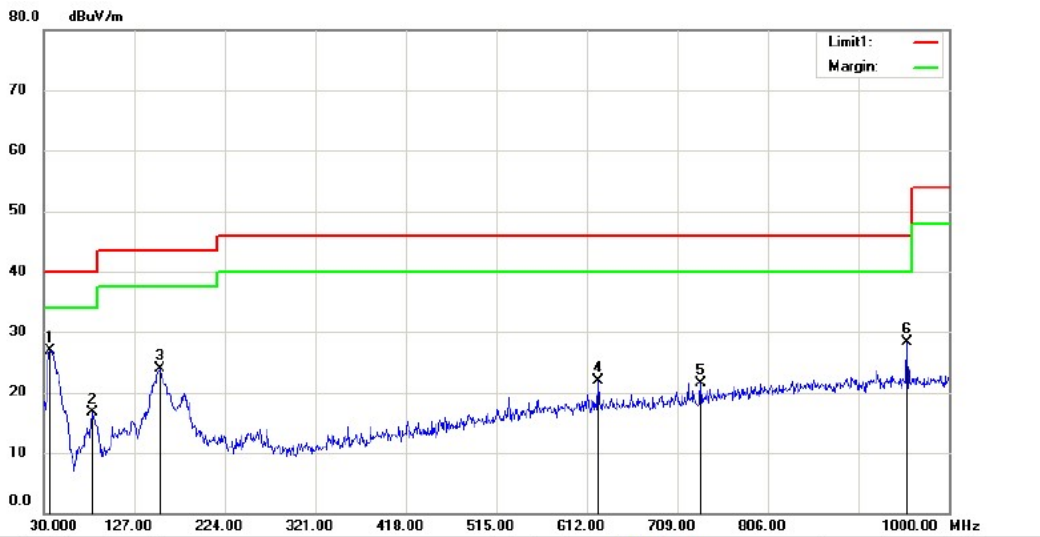
No.	Mk.	Freq.	Reading Level	Correct Factor	Measurement	Limit	Over	Antenna Height	Table Degree	
		MHz	dBuV	dB	dBuV/m	dBuV/m	dB	cm	degree	Comment
1	*	39.7000	58.44	-30.65	27.79	40.00	-12.21	QP		
2		84.3200	51.33	-33.92	17.41	40.00	-22.59	QP		
3		153.1900	59.81	-34.94	24.87	43.50	-18.63	QP		
4		256.9800	45.28	-30.65	14.63	46.00	-31.37	QP		
5		720.6400	42.14	-19.98	22.16	46.00	-23.84	QP		
6		955.3800	43.45	-15.69	27.76	46.00	-18.24	QP		



Site 3m Chamber 3# Polarization: *Horizontal* Temperature: 21 C
 Limit: (RE)FCC PART 15 CLASS B Power: DC 5V Humidity: 53 %

M/N: AirPresence Key
 Mode:802.11n20(2412MHz)
 Note:

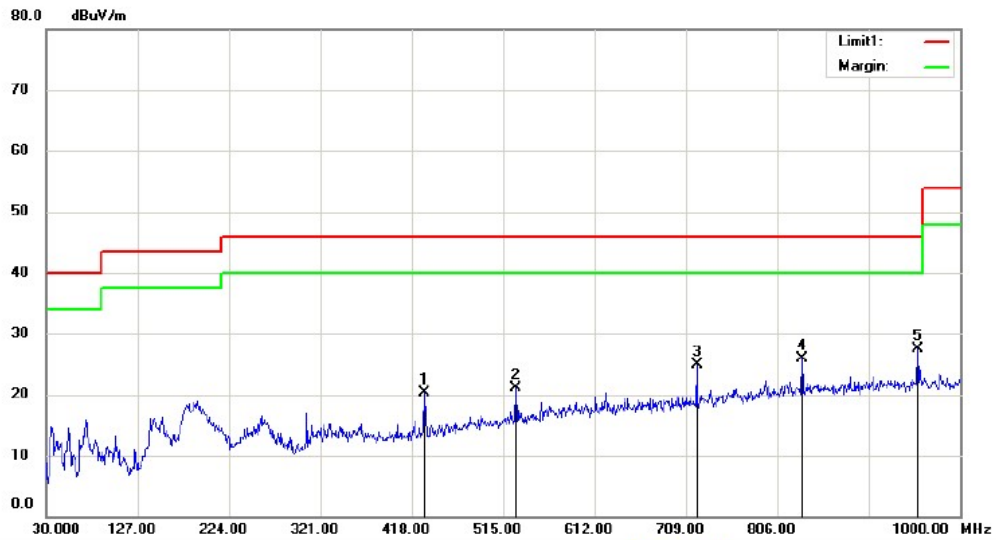
No.	Mk.	Freq.	Reading Level	Correct Factor	Measurement	Limit	Over	Antenna Height	Table Degree	
		MHz	dBuV	dB	dBuV/m	dBuV/m	dB	cm	degree	Comment
1		71.7100	50.80	-35.89	14.91	40.00	-25.09	QP		
2		153.1900	52.26	-34.94	17.32	43.50	-26.18	QP		
3		179.3800	52.15	-33.37	18.78	43.50	-24.72	QP		
4		262.8000	46.93	-30.59	16.34	46.00	-29.66	QP		
5		431.5800	46.76	-26.15	20.61	46.00	-25.39	QP		
6	*	720.6400	45.59	-19.98	25.61	46.00	-20.39	QP		



Site 3m Chamber 3# Polarization: **Vertical** Temperature: 21 C
 Limit: (RE)FCC PART 15 CLASS B Power: DC 5V Humidity: 53 %

M/N: AirPresence Key
 Mode:802.11n20(2412MHz)
 Note:

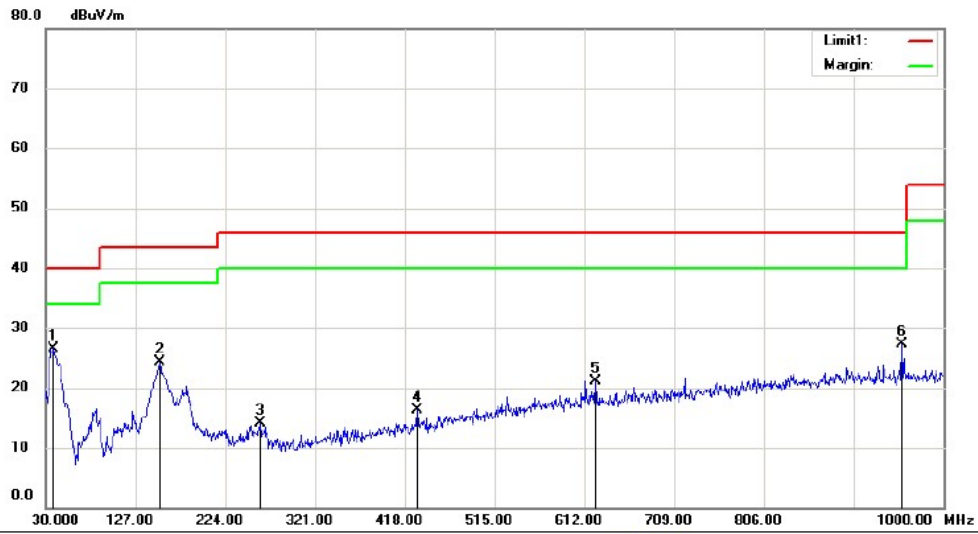
No.	Mk.	Freq. MHz	Reading Level dBuV	Correct Factor dB	Measure- ment dBuV/m	Limit dBuV/m	Over dB	Antenna Height cm	Table Degree	Detector	Comment
1	*	36.7900	58.36	-31.44	26.92	40.00	-13.08			QP	
2		82.3800	51.50	-34.83	16.67	40.00	-23.33			QP	
3		155.1300	58.82	-34.88	23.94	43.50	-19.56			QP	
4		624.6100	43.27	-21.29	21.98	46.00	-24.02			QP	
5		734.2200	41.22	-19.69	21.53	46.00	-24.47			QP	
6		955.3800	43.99	-15.69	28.30	46.00	-17.70			QP	



Site: 3m Chamber 3# Polarization: **Horizontal** Temperature: 21 C
 Limit: (RE)FCC PART 15 CLASS B Power: DC 5V Humidity: 53 %

M/N: AirPresence Key
 Mode: 802.11n20(2437MHz)
 Note:

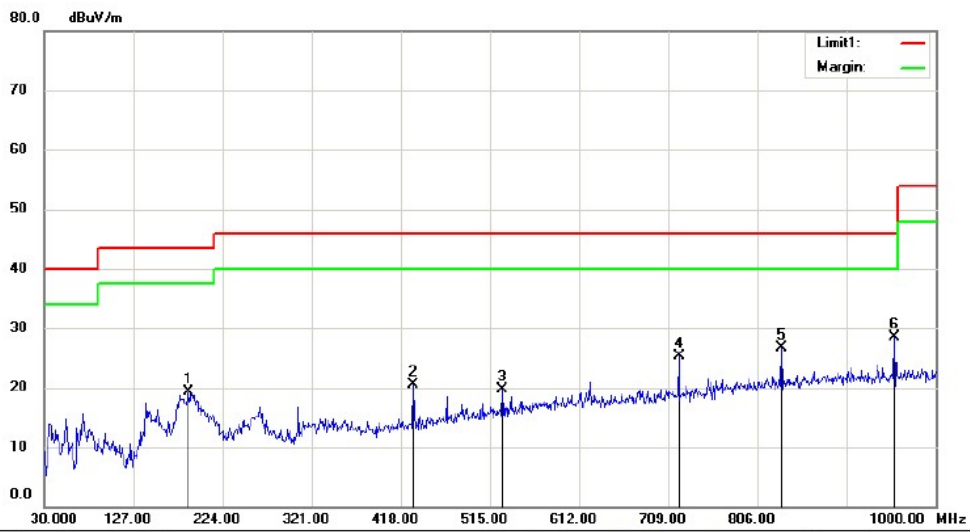
No.	Mk.	Freq. MHz	Reading Level dBuV	Correct Factor dB	Measure- ment dBuV/m	Limit dBuV/m	Over dB	Antenna Height cm	Table Degree	Comment
1		431.5800	46.40	-26.15	20.25	46.00	-25.75	QP		
2		528.5800	44.41	-23.40	21.01	46.00	-24.99	QP		
3		720.6400	44.97	-19.98	24.99	46.00	-21.01	QP		
4		832.1900	43.62	-17.69	25.93	46.00	-20.07	QP		
5	*	955.3800	43.28	-15.69	27.59	46.00	-18.41	QP		



Site: 3m Chamber 3# Polarization: *Vertical* Temperature: 21 C
 Limit: (RE)FCC PART 15 CLASS B Power: DC 5V Humidity: 53 %

M/N: AirPresence Key
 Mode: 802.11n20(2437MHz)
 Note:

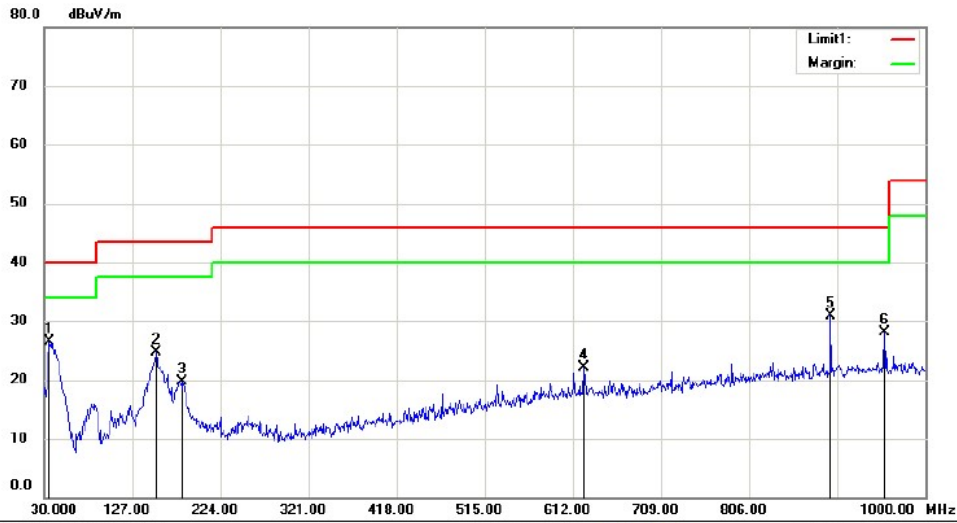
No.	Mk.	Freq. MHz	Reading Level dBuV	Correct Factor dB	Measure- ment dBuV/m	Limit dBuV/m	Over dB	Detector	Antenna Height cm	Table Degree	Comment
1	*	38.7300	57.45	-30.85	26.60	40.00	-13.40	QP			
2		153.1900	59.18	-34.94	24.24	43.50	-19.26	QP			
3		261.8300	44.82	-30.62	14.20	46.00	-31.80	QP			
4		431.5800	42.46	-26.15	16.31	46.00	-29.69	QP			
5		624.6100	42.48	-21.29	21.19	46.00	-24.81	QP			
6		955.3800	42.95	-15.69	27.26	46.00	-18.74	QP			



Site 3m Chamber 3# Polarization: *Horizontal* Temperature: 21 C
 Limit: (RE)FCC PART 15 CLASS B Power: DC 5V Humidity: 53 %

M/N: AirPresence Key
 Mode:802.11n20(2462MHz)
 Note:

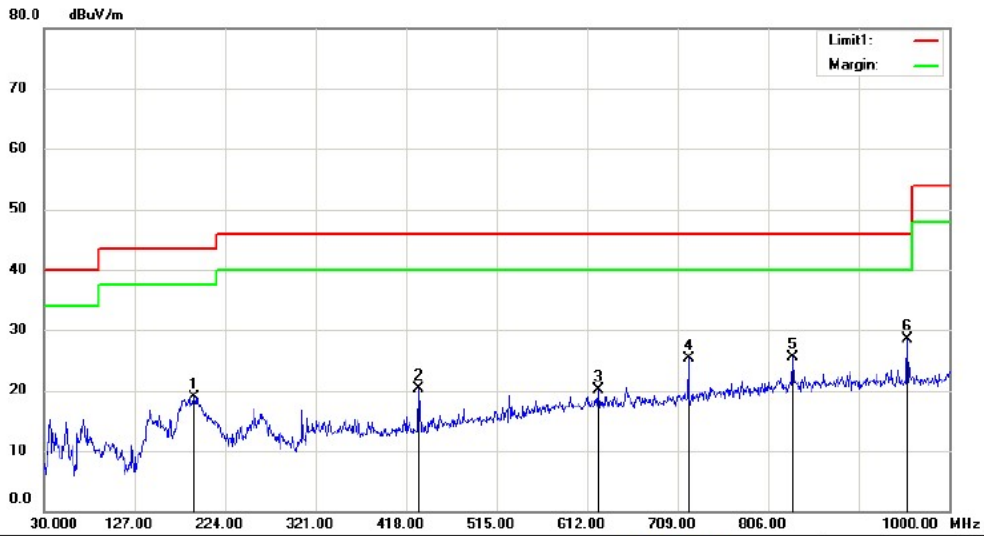
No.	Mk.	Freq.	Reading Level	Correct Factor	Measurement	Limit	Over	Antenna Height	Table Degree	
		MHz	dBuV	dB	dBuV/m	dBuV/m	dB	cm	degree	Comment
1		187.1400	51.97	-32.72	19.25	43.50	-24.25	QP		
2		431.5800	46.67	-26.15	20.52	46.00	-25.48	QP		
3		528.5800	43.03	-23.40	19.63	46.00	-26.37	QP		
4		720.6400	45.19	-19.98	25.21	46.00	-20.79	QP		
5		832.1900	44.30	-17.89	26.61	46.00	-19.39	QP		
6	*	955.3800	44.24	-15.89	28.55	46.00	-17.45	QP		



Site 3m Chamber 3# Polarization: **Vertical** Temperature: 21 C
 Limit: (RE)FCC PART 15 CLASS B Power: DC 5V Humidity: 53 %

M/N: AirPresence Key
 Mode: 802.11n20(2462MHz)
 Note:

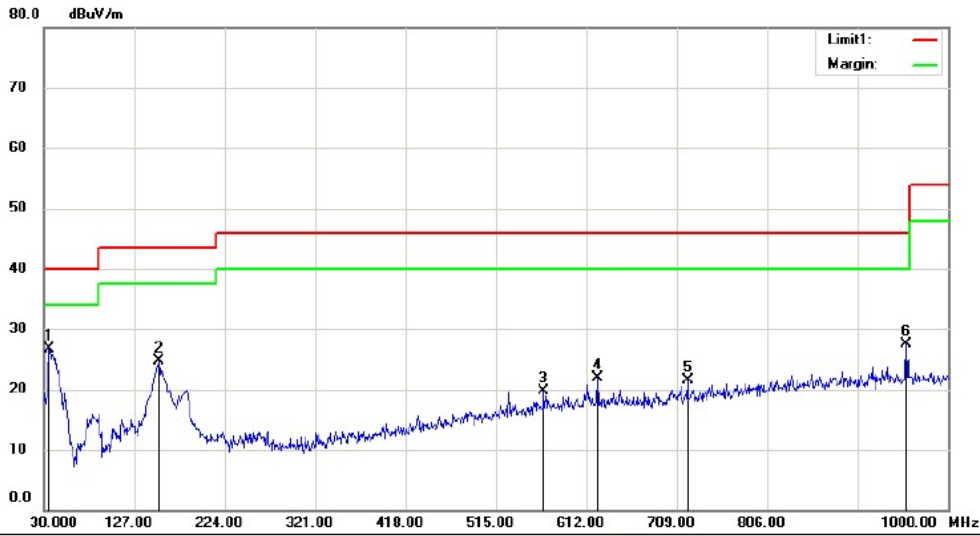
No.	Mk.	Freq. MHz	Reading Level dBuV	Correct Factor dB	Measure- ment dBuV/m	Limit dBuV/m	Over dB	Detector	Antenna Height cm	Table Degree	Comment
1	*	35.8200	58.33	-31.77	26.56	40.00	-13.44	QP			
2		153.1900	59.56	-34.94	24.62	43.50	-18.88	QP			
3		181.3200	52.94	-33.20	19.74	43.50	-23.76	QP			
4		623.6400	43.43	-21.32	22.11	46.00	-23.89	QP			
5		896.2100	47.54	-16.57	30.97	46.00	-15.03	QP			
6		955.3800	43.84	-15.69	28.15	46.00	-17.85	QP			



Site 3m Chamber 3# Polarization: *Horizontal* Temperature: 21 C
 Limit: (RE)FCC PART 15 CLASS B Power: DC 5V Humidity: 53 %

M/N: AirPresence Key
 Mode: 802.11n40(2422MHz)
 Note:

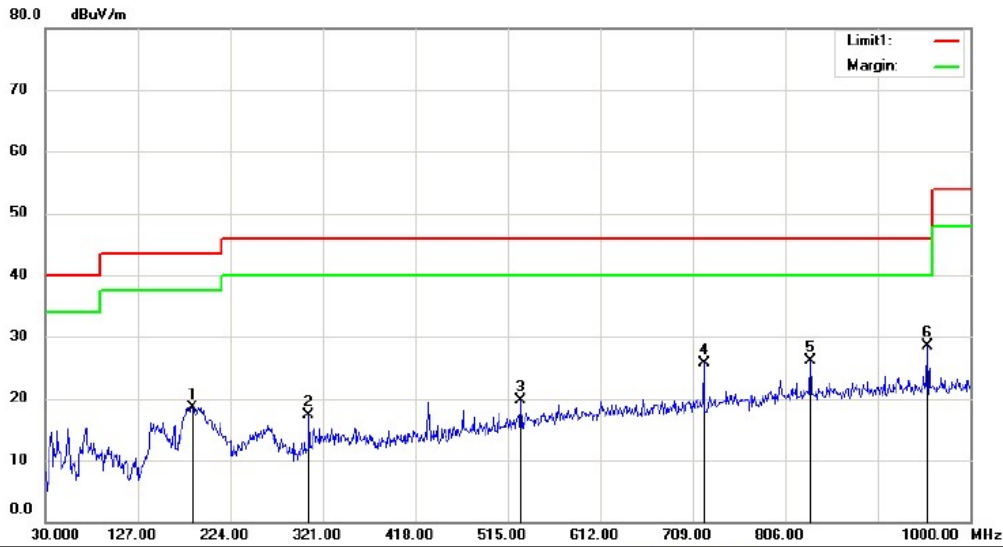
No.	Mk.	Freq. MHz	Reading Level dBuV	Correct Factor dB	Measure- ment dBuV/m	Limit dBuV/m	Over dB	Antenna Height cm	Table Degree	Comment
1		191.0200	51.37	-32.47	18.90	43.50	-24.60	QP		
2		431.5800	46.37	-26.15	20.22	46.00	-25.78	QP		
3		623.6400	41.35	-21.32	20.03	46.00	-25.97	QP		
4		720.6400	45.32	-19.98	25.34	46.00	-20.66	QP		
5		832.1900	43.27	-17.69	25.58	46.00	-20.42	QP		
6	*	955.3800	44.20	-15.69	28.51	46.00	-17.49	QP		



Site 3m Chamber 3# Polarization: **Vertical** Temperature: 21 C
 Limit: (RE)FCC PART 15 CLASS B Power: DC 5V Humidity: 53 %

M/N: AirPresence Key
 Mode: 802.11n40(2422MHz)
 Note:

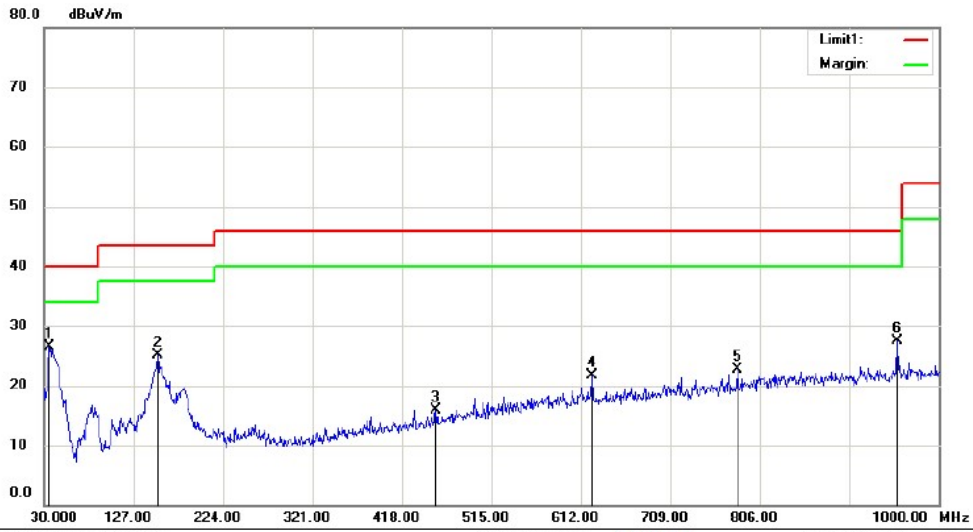
No.	Mk.	Freq. MHz	Reading Level dBuV	Correct Factor dB	Measurement dBuV/m	Limit dBuV/m	Over dB	Detector	Antenna Height cm	Table Degree degree	Comment
1	*	35.8200	58.42	-31.77	26.65	40.00	-13.35	QP			
2		153.1900	59.59	-34.94	24.65	43.50	-18.85	QP			
3		566.4100	42.07	-22.44	19.63	46.00	-26.37	QP			
4		624.6100	43.24	-21.29	21.95	46.00	-24.05	QP			
5		720.6400	41.44	-19.98	21.46	46.00	-24.54	QP			
6		955.3800	43.10	-15.69	27.41	46.00	-18.59	QP			



Site: 3m Chamber 3# Polarization: **Horizontal** Temperature: 21 C
 Limit: (RE)FCC PART 15 CLASS B Power: DC 5V Humidity: 53 %

M/N: AirPresence Key
 Mode: 802.11n40(2437MHz)
 Note:

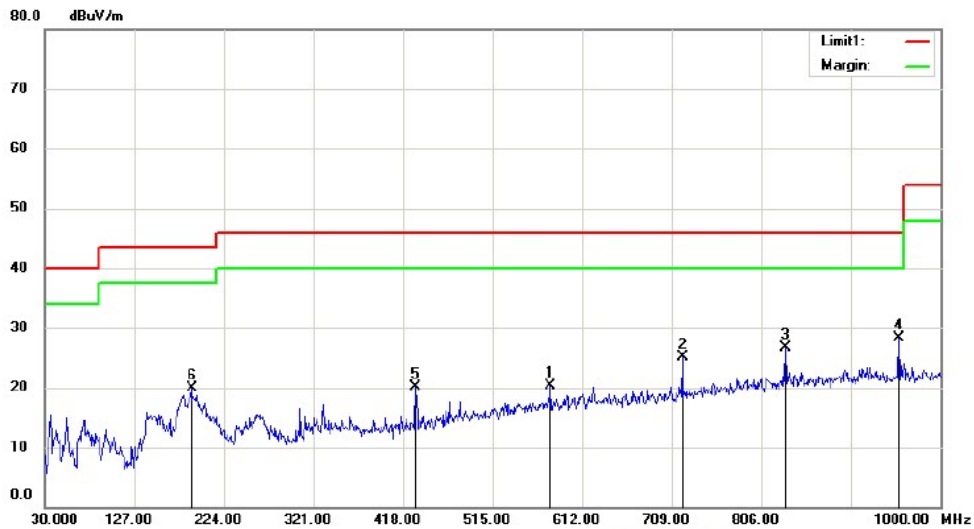
No.	Mk.	Freq. MHz	Reading Level dBuV	Correct Factor dB	Measure- ment dBuV/m	Limit dBuV/m	Over dB	Antenna Height cm	Table Degree	Comment
1		184.2300	51.45	-32.96	18.49	43.50	-25.01	QP		
2		306.4500	46.52	-29.31	17.21	46.00	-28.79	QP		
3		528.5800	43.19	-23.40	19.79	46.00	-26.21	QP		
4		720.6400	45.70	-19.98	25.72	46.00	-20.28	QP		
5		832.1900	43.70	-17.69	26.01	46.00	-19.99	QP		
6	*	955.3800	44.10	-15.69	28.41	46.00	-17.59	QP		



Site 3m Chamber 3# Polarization: **Vertical** Temperature: 21 C
 Limit: (RE)FCC PART 15 CLASS B Power: DC 5V Humidity: 53 %

M/N: AirPresence Key
 Mode: 802.11n40(2437MHz)
 Note:

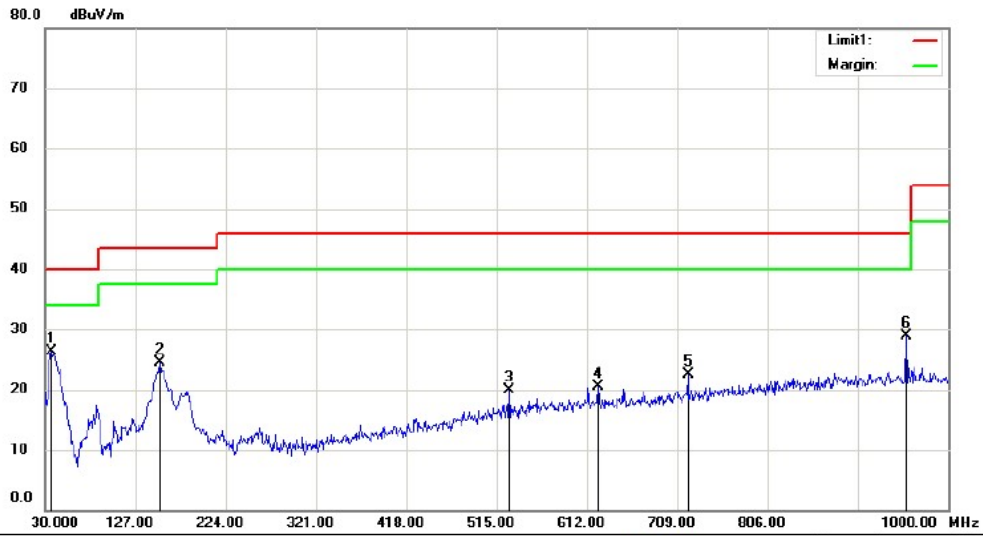
No.	Mk.	Freq.	Reading Level	Correct Factor	Measurement	Limit	Over	Antenna Height	Table Degree	
		MHz	dBuV	dB	dBuV/m	dBuV/m	dB	cm	degree	Comment
1	*	35.8200	58.34	-31.77	26.57	40.00	-13.43	QP		
2		153.1900	60.08	-34.94	25.14	43.50	-18.36	QP		
3		454.8600	41.48	-25.55	15.93	46.00	-30.07	QP		
4		624.6100	42.96	-21.29	21.67	46.00	-24.33	QP		
5		781.7500	41.36	-18.65	22.71	46.00	-23.29	QP		
6		955.3800	43.25	-15.69	27.56	46.00	-18.44	QP		



Site 3m Chamber 3# Polarization: **Horizontal** Temperature: 21 C
 Limit: (RE)FCC PART 15 CLASS B Power: DC 5V Humidity: 53 %

M/N: AirPresence Key
 Mode:802.11n40(2452MHz)
 Note:

No.	Mk.	Freq.	Reading Level	Correct Factor	Measurement	Limit	Over	Antenna Height	Table Degree	
		MHz	dBuV	dB	dBuV/m	dBuV/m	dB	cm	degree	Comment
1		578.0500	42.42	-22.13	20.29	46.00	-25.71	QP		
2		720.6400	45.06	-19.98	25.08	46.00	-20.92	QP		
3		832.1900	44.40	-17.69	26.71	46.00	-19.29	QP		
4	*	955.3800	43.97	-15.69	28.28	46.00	-17.72	QP		
5		431.5800	46.22	-26.15	20.07	46.00	-25.93	QP		
6		189.0800	52.41	-32.55	19.86	43.50	-23.64	QP		



Site 3m Chamber 3#

Polarization: *Vertical*

Temperature: 21 C

Limit: (RE)FCC PART 15 CLASS B

Power: DC 5V

Humidity: 53 %

M/N: AirPresence Key

Mode:802.11n40(2452MHz)

Note:

No.	Mk.	Freq. MHz	Reading Level dBuV	Correct Factor dB	Measure- ment dBuV/m	Limit dBuV/m	Over dB	Detector	Antenna Height cm	Table Degree degree	Comment
1	*	36.7900	57.89	-31.44	26.25	40.00	-13.75	QP			
2		153.1900	59.51	-34.94	24.57	43.50	-18.93	QP			
3		528.5800	43.31	-23.40	19.91	46.00	-26.09	QP			
4		623.6400	41.89	-21.32	20.57	46.00	-25.43	QP			
5		720.6400	42.50	-19.98	22.52	46.00	-23.48	QP			
6		955.3800	44.51	-15.69	28.82	46.00	-17.18	QP			

8.6 CONDUCTED EMISSIONS TEST

8.6.1 Applicable Standard

According to FCC Part 15.207(a)

8.6.2 Conformance Limit

Frequency(MHz)	Conducted Emission Limit	
	Quasi-peak	Average
0.15-0.5	66-56	56-46
0.5-5.0	56	46
5.0-30.0	60	50

Note: 1. The lower limit shall apply at the transition frequencies
 2. The limit decreases in line with the logarithm of the frequency in the range of 0.15 to 0.50MHz.

8.6.3 Test Configuration

Test according to clause 7.3 conducted emission test setup

8.6.4 Test Procedure

The EUT was placed on a table which is 0.8m above ground plane.
 Maximum procedure was performed on the highest emissions to ensure EUT compliance.
 Repeat above procedures until all frequency measured were complete.

8.6.5 Test Results

Pass

The 120V & 240V voltage have been tested, and the worst result recorded was report as below:

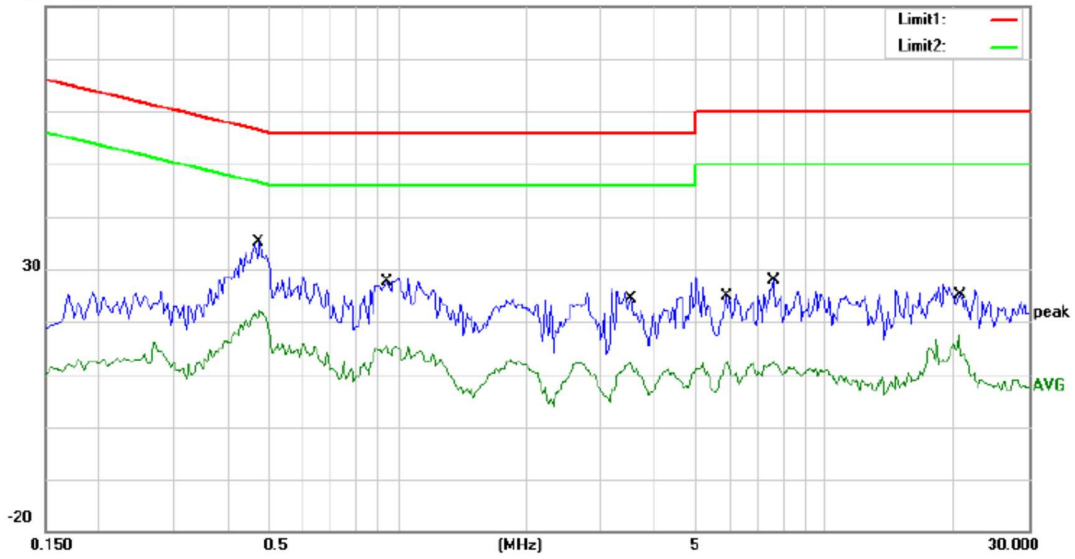
File :Huawei

Data :#1413

Date:

Time:

80.0 dBuV



Site Conduction #1

Phase: **N**

Temperature: 22

Limit: (CE)FCC PART 15 class B_QP

Power: AC120V/60Hz

Humidity: 55 %

Mode: TX

Note:

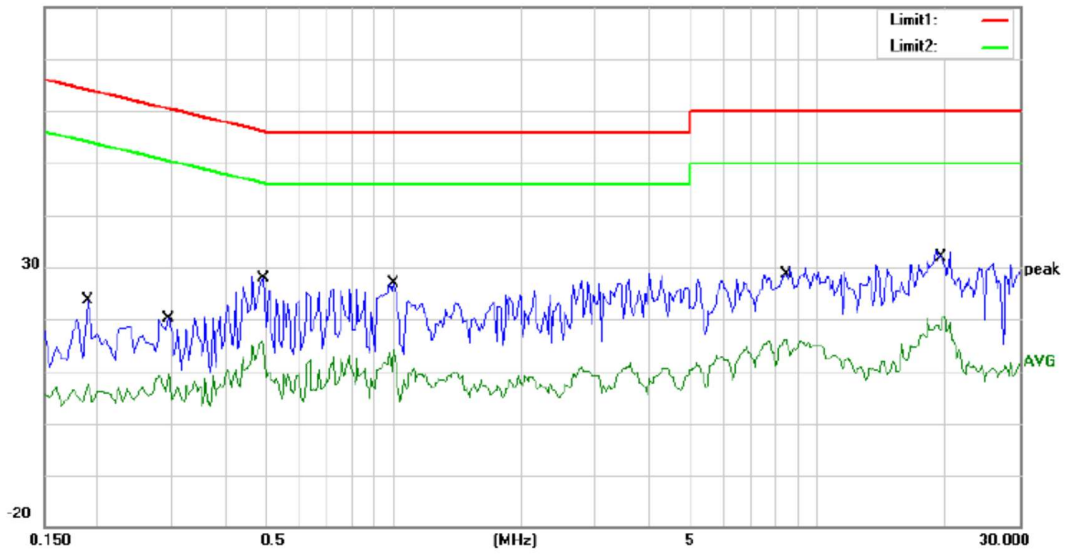
No.	Mk.	Freq. MHz	Reading Level dBuV	Correct Factor dB	Measure- ment dBuV	Limit dBuV	Over dB	Detector	Comment
1	*	0.4750	35.10	0.00	35.10	56.43	-21.33	QP	
2		0.4750	22.04	0.00	22.04	46.43	-24.39	AVG	
3		0.9450	28.17	0.00	28.17	56.00	-27.83	QP	
4		0.9450	15.81	0.00	15.81	46.00	-30.39	AVG	
5		3.5100	26.28	0.00	26.28	56.00	-29.72	QP	
6		3.5100	12.20	0.00	12.20	46.00	-33.80	AVG	
7		5.9600	28.45	0.00	28.45	60.00	-31.55	QP	
8		5.9600	12.29	0.00	12.29	50.00	-37.71	AVG	
9		7.5800	27.83	0.00	27.83	60.00	-32.17	QP	
10		7.5800	12.26	0.00	12.26	50.00	-37.74	AVG	
11		20.5300	27.19	0.00	27.19	60.00	-32.81	QP	
12		20.5300	17.44	0.00	17.44	50.00	-32.56	AVG	

File :Huawei
80.0 dBuV

Data :#1414

Date:

Time:



Site Conduction #1

Phase: **L1**

Temperature: 22

Limit: (CE)FCC PART 15 class B_QP

Power: AC120V/60Hz

Humidity: 55 %

Mode: TX

Note:

No.	Mk.	Freq.	Reading Level	Correct Factor	Measurement	Limit	Over	Detector	Comment
		MHz	dBuV	dB	dBuV	dBuV	dB		
1		0.1900	23.58	0.00	23.58	64.04	-40.46	QP	
2		0.1900	7.69	0.00	7.69	54.04	-46.35	AVG	
3		0.2950	20.04	0.00	20.04	60.38	-40.34	QP	
4		0.2950	9.27	0.00	9.27	50.38	-41.11	AVG	
5		0.4900	28.10	0.00	28.10	56.17	-28.07	QP	
6		0.4900	15.91	0.00	15.91	46.17	-30.26	AVG	
7		1.0000	26.93	0.00	26.93	56.00	-29.07	QP	
8		1.0000	14.13	0.00	14.13	46.00	-31.87	AVG	
9		8.4700	29.76	0.00	29.76	60.00	-30.24	QP	
10		8.4700	16.12	0.00	16.12	50.00	-33.88	AVG	
11	*	19.9400	33.20	0.00	33.20	60.00	-26.80	QP	
12		19.9400	20.62	0.00	20.62	50.00	-29.38	AVG	

8.7 ANTENNA APPLICATION

8.7.1 Antenna Requirement

Standard	Requirement
FCC CRF Part 15.203	An intentional radiator shall be designed to ensure that no antenna other than that furnished by the responsible party shall be used with the device. The use of a permanently attached antenna or of an antenna that uses a unique coupling to the intentional radiator shall be considered sufficient to comply with the provisions of this section. The manufacturer may design the unit so that a broken antenna can be replaced by the user, but the use of a standard antenna jack or electrical connector is prohibited. This requirement does not apply to carrier current devices or to devices operated under the provisions of §15.211, §15.213, §15.217, §15.219, or §15.221. Further, this requirement does not apply to intentional radiators that must be professionally installed, such as perimeter protection systems and some field disturbance sensors, or to other intentional radiators which, in accordance with §15.31(d), must be measured at the installation site. However, the installer shall be responsible for ensuring that the proper antenna is employed so that the limits in this part are not exceeded.

For intentional device, according to FCC 47 CFR Section 15.203, an intentional radiator shall be designed to ensure that no antenna other than that furnished by the responsible party shall be used with the device. And according to FCC 47 CFR Section 15.247 (b), if transmitting antennas of directional gain greater than 6dBi are used, the power shall be reduced by the amount in dB that the directional gain of the antenna exceeds 6dBi.

8.7.2 Result

PASS.

The EUT has 1 antenna: a Ceramic antenna for WIFI 2.4G, the gain is 2 dBi;

- Note:
- Antenna use a permanently attached antenna which is not replaceable.
 - Not using a standard antenna jack or electrical connector for antenna replacement
 - The antenna has to be professionally installed (please provide method of installation)

which in accordance to section 15.203, please refer to the internal photos.

Detail of factor for radiated emission

Frequency(MHz)	Ant_F(dB)	Cab_L(dB)	Preamp(dB)	Correct Factor(dB)
0.009	20.6	0.03	\	20.63
0.15	20.7	0.1	\	20.8
1	20.9	0.15	\	21.05
10	20.1	0.28	\	20.38
30	18.8	0.45	\	19.25
30	11.7	0.62	27.9	-15.58
100	12.5	1.02	27.8	-14.28
300	12.9	1.91	27.5	-12.69
600	19.2	2.92	27	-4.88
800	21.1	3.54	26.6	-1.96
1000	22.3	4.17	26.2	0.27
1000	25.6	1.76	41.4	-14.04
3000	28.9	3.27	43.2	-11.03
5000	31.1	4.2	44.6	-9.3
8000	36.2	5.95	44.7	-2.55
10000	38.4	6.3	43.9	0.8
12000	38.5	7.14	42.3	3.34
15000	40.2	8.15	41.4	6.95
18000	45.4	9.02	41.3	13.12
18000	37.9	1.81	47.9	-8.19
21000	37.9	1.95	48.7	-8.85
25000	39.3	2.01	42.8	-1.49
28000	39.6	2.16	46.0	-4.24
31000	41.2	2.24	44.5	-1.06
34000	41.5	2.29	46.6	-2.81
37000	43.8	2.30	46.4	-0.3
40000	43.2	2.50	42.2	3.5