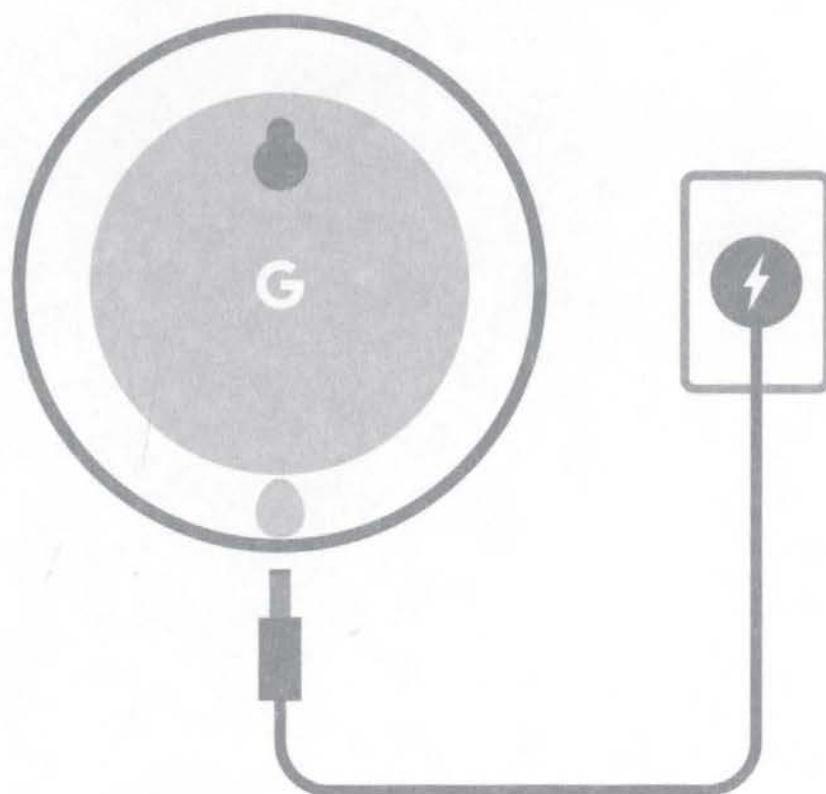


Let's get started

Google

1

Connect the power adapter to your Google Nest Mini



2

Download the Google Home app from the Google Play Store or Apple App Store. Then follow the on-screen steps to finish setup.



Google Nest Mini, Google Play, and Google Home are trademarks of Google LLC.  
App Store is a service mark of Apple Inc., registered in the U.S. and other countries.

After setup is complete in the Google Home app,  
just start with “Hey Google”

#### **Listen to music**

“Play some music”\*

“Next song”

“Turn up the volume”

“Play relaxing sounds”

“Play my party playlist  
on all speakers”\*

#### **Command your day**

“What’s the weather this  
weekend?”

“Will I need an umbrella today?”

“What time is it?”

“When is the sunset?”

“What’s the latest news?”

### Get things done

"Wake me up at 6 AM tomorrow"

"Set a timer for 10 minutes"

"Remind me to call Mom"

"Add eggs to my shopping list"

"Call Grandpa"\*

### Control your home

"Turn on the TV"\*

"Turn on the fan"\*

"Turn up the thermostat"\*

"Broadcast 'dinner is ready'"

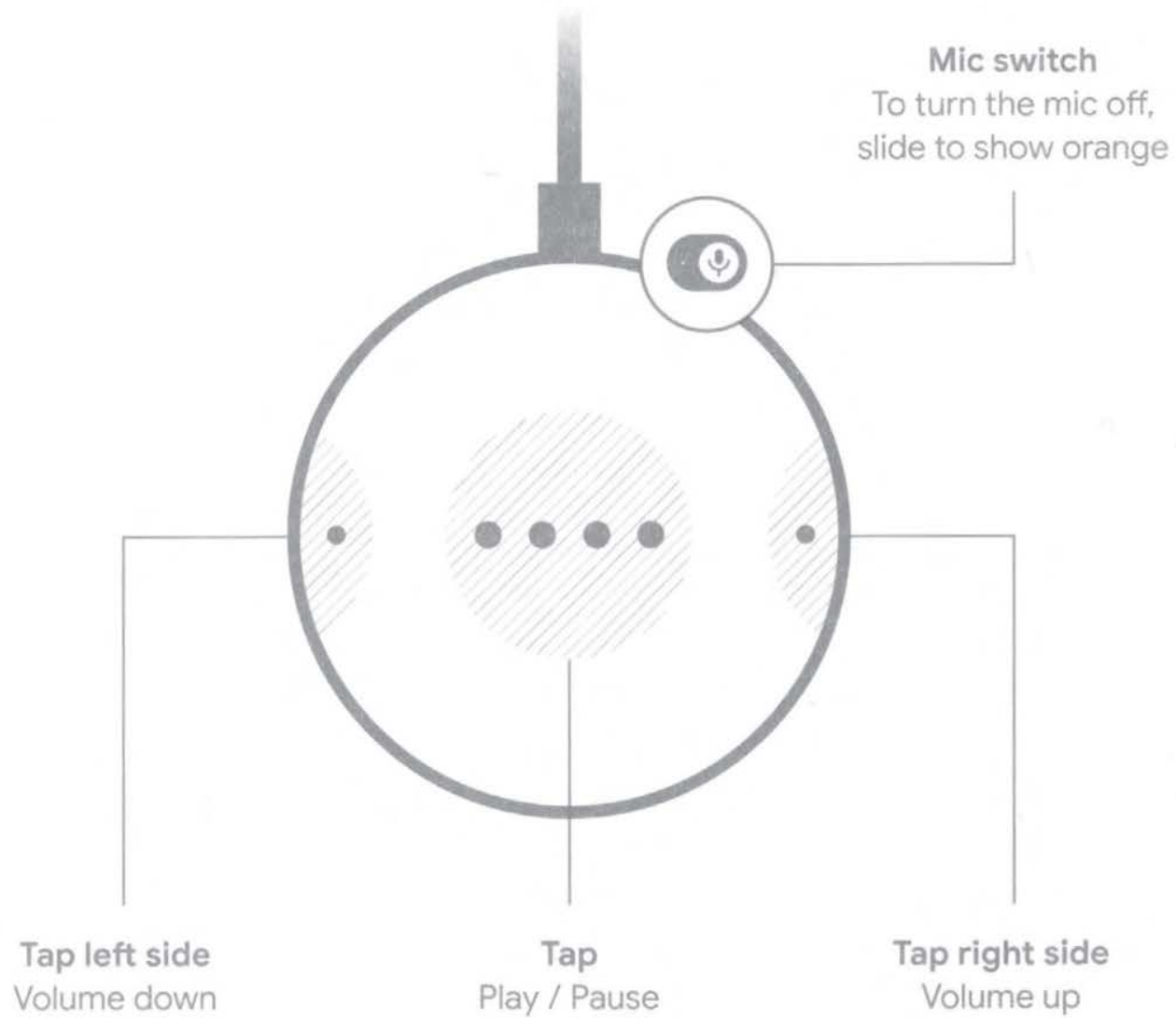
"Play cooking videos on my TV"\*

For more suggestions, say "Hey Google, what can you do?"

To discover more about Nest Mini, visit [g.co/mini/explore](https://g.co/mini/explore)


\* Controlling certain devices and features in your home require compatible smart devices and/or a Google Chromecast or TV with Chromecast built-in. Subscriptions are required to access some content. To make calls, a Google Duo account is required for you and the call recipient.

# Nest Mini touch controls



## Wall mount (optional)

1. Hang your Nest Mini near a wall outlet
2. To learn about volume control positions and how to mount your device, visit [g.co/mini/wallmount](https://g.co/mini/wallmount)



# Support

To learn more about your Nest Mini, visit [\*\*g.co/nest/help\*\*](https://g.co/nest/help)

For online help and support, visit [\*\*g.co/nest/help\*\*](https://g.co/nest/help)

To reach an expert, visit [\*\*g.co/nest/contact\*\*](https://g.co/nest/contact)



Being part of your home  
means respecting your privacy.

Here's how to control your privacy on Google Nest Mini.

Google

## Safety, Warranty, & Regulatory Manual for Google Nest Mini

This booklet provides important safety, regulatory, and warranty information that you should read before using your Nest Mini. You can find an online version of this document at [g.co/nest/legal](https://g.co/nest/legal)

**Nest Mini and your Family and Friends:** If you make your Nest Mini available for others to use, please be sure to let them know that their interactions may be stored by Google. More information about this is available at [g.co/nest/guests](https://g.co/nest/guests). In the link, you can also find information and tips about others being able to access information you make available to Nest Mini.



### WARNING: HEALTH AND SAFETY INFORMATION

**Basic Safety:** To avoid damaging your device, accessories, or any connected devices, and to reduce the risk of personal injury, discomfort, property damage, or other potential hazards, follow the precautions below and those found in the Nest Mini Safety Information Safety, Warranty, & Regulatory Manual at [g.co/nest/legal](https://g.co/nest/legal)

- Handle your Nest Mini with care. You may damage the device if you disassemble, drop, bend, burn, crush, or puncture your device. Don't expose your Nest Mini and its power adapter to liquids, which can cause a short circuit and overheating. If the device gets wet, do not attempt to dry it using an external heat source. Do not use Nest Mini in the bathroom or near a sink. Nest Mini and its power adapter are designed to work best in ambient temperatures between 32° and 95° F (0° and 35° C), and should be stored between ambient temperatures of -4° and 140° F (-20° and 60° C). Do not expose Nest Mini to temperatures above 140° F (60° C) as this may damage the product or pose a risk of fire.
- Be sure the power adapter and device are well ventilated when in use. Using a damaged power adapter or using it when moisture is present can cause fire, electric shock, injury, or damage to the device or other property. Make sure the power adapter is plugged into a socket near your Nest Mini and is easily accessible. This product is intended for use with a certified Limited Power Source (LPS) per IEC 60950-1, rated: 14 volts DC, maximum 1.1 Amp. Only power your Nest Mini with the included power adapter. Failure to use the adapter included can cause fire, electric shock, injury, or damage to the device and its power adapter.
- When using the device next to your body, maintain a distance of 8 inches (20 cm) from your body to be consistent with how the device is tested for compliance with RF exposure requirements.

- Your device can be wall-mounted. See [g.co/mini/wallmount](https://g.co/mini/wallmount) for additional wall-mount instructions.
- **Strangulation hazard.** This device is not a toy. Children have strangled on cords. Keep the device cord out of the reach of children (more than 3 feet / 1 meter away).

## Service & support

For online help and support, visit [g.co/nest/help](https://g.co/nest/help)  
To reach an expert, visit [g.co/nest/contact](https://g.co/nest/contact)

## Regulatory information

Regulatory information, certification, and compliance marks specific to Nest Mini can be found on your device. Additional regulatory and environmental information can be found at [g.co/nest/legal](https://g.co/nest/legal)

Manufacturer's address:  
Google LLC, 1600 Amphitheatre Parkway, Mountain View, CA, 94043

## EMC Compliance

Important: This device, power adapter, and accessories have demonstrated Electromagnetic Compatibility (EMC) compliance under conditions that included the use of compliant peripheral devices and shielded cables between system components. It is important that you use compliant peripheral devices and shielded cables between system components to reduce the possibility of causing interference to radios, televisions, and other electronic devices.

## FCC & IC regulatory compliance

This device complies with Part 15 of the FCC Rules. This device complies with Innovation, Science and Economic Development Canada (IC or ISSED) license-exempt RSS standard(s). Operation is subject to the following 2 conditions:

- 1 This device may not cause harmful interference.
- 2 This device must accept any interference received, including interference that may cause undesired operation.

© Google LLC. Google and Google Nest Mini are trademarks of Google LLC.

## Google Consumer Hardware Limited Warranty — USA/Canada

This Limited Warranty applies only if you are a consumer and purchased your Google product ("Google Product") in the United States or Canada.

**What does this warranty cover and how long does it last?** Google warrants that a new Google Product (including any ancillary parts that may be packaged with it) will be free from defects in materials and workmanship under normal use in accordance with Google's published user documentation for one year from the date of original retail purchase in its original packaging by you. If a Google Product has been refurbished, Google warrants that the Google Product (including any ancillary parts that may be packaged with it) will be free from defects in materials and workmanship under normal use in accordance with Google's published user documentation for ninety days from the original date of retail purchase by you (these warranties are collectively referred to as our "Limited Warranty").

**What will Google do? (THIS IS YOUR EXCLUSIVE REMEDY)** If a defect covered by this Limited Warranty arises and you return your Google Product during the Limited Warranty period (which is one year for new Google Products and ninety days for refurbished Google products), Google will in its sole discretion and to the extent permitted by law repair your Google Product using new or refurbished parts, replace your Google Product with a new or refurbished Google Product functionally at least equivalent to yours, or accept the return of your Google Product in exchange for a refund of the purchase price you paid for your Google Product. If Google repairs or replaces your Google Product, the repaired or replaced Google Product will continue to be warranted for the remaining time of the original warranty period. All returned parts for which you have received a replacement will become the property of Google. Repair or replacement may result in loss of data. Nothing in this Limited Warranty will reduce or otherwise affect your statutory rights in relation to your Google Product.

THE LIMITED WARRANTY WRITTEN ABOVE IS THE ONLY EXPRESS WARRANTY GOOGLE PROVIDES FOR YOUR GOOGLE PRODUCT, AND THE ABOVE REMEDY IS YOUR SOLE REMEDY. TO THE MAXIMUM EXTENT PERMITTED BY APPLICABLE LAW, GOOGLE EXPRESSLY DISCLAIMS ALL OTHER WARRANTIES AND CONDITIONS OF ANY KIND, WHETHER STATUTORY OR IMPLIED, ARISING FROM COURSE OF CONDUCT OR OTHERWISE, REGARDING YOUR GOOGLE PRODUCT, EXCEPT THAT ANY IMPLIED WARRANTIES OF MERCHANTABILITY, FITNESS FOR A PARTICULAR PURPOSE, AND NON-INFRINGEMENT ARE LIMITED IN DURATION TO THE PERIOD OF THE EXPRESS WARRANTY ABOVE (EITHER ONE YEAR OR NINETY DAYS, DEPENDING ON WHETHER YOUR GOOGLE PRODUCT IS NEW OR REFURBISHED).

Some states, provinces or territories do not allow limitations on how long an implied warranty lasts, so the above limitation may not apply to you.

**What does this warranty not cover?** This Limited Warranty is only valid and enforceable in locations where the Google Product is sold and will apply only if you purchased your Google Product from Google or its authorized resellers. This Limited Warranty only applies to hardware components (and not any software elements) of Google Product, and this Limited Warranty does not apply to damage caused by: (1) normal wear and tear; (2) accidents; (3) misuse (including failure to follow product documentation); (4) neglect; (5) disassembly; (6) alterations; (7) servicing other than by Google-authorized technicians; and (8) external causes such as, but not limited to: water damage, exposure to sharp objects, exposure to excessive force, anomalies in the electrical current supplied to the Google product, and extreme thermal or environmental conditions. This Limited Warranty does not guarantee that use of the Google Product will be uninterrupted or error-free.

YOU EXPRESSLY UNDERSTAND AND AGREE THAT, TO THE MAXIMUM EXTENT PERMITTED BY APPLICABLE LAW, GOOGLE AND ITS SUBSIDIARIES AND AFFILIATES (COLLECTIVELY, "GOOGLE PARTIES") SHALL NOT BE LIABLE TO YOU UNDER ANY THEORY OF LIABILITY (WHETHER CONTRACT, TORT (INCLUDING NEGLIGENCE), BREACH OR FAILURE OF ANY WARRANTY OR OTHERWISE) FOR ANY INDIRECT, INCIDENTAL, SPECIAL, CONSEQUENTIAL OR EXEMPLARY DAMAGES THAT MAY BE INCURRED BY YOU IN CONNECTION WITH YOUR GOOGLE PRODUCT OR THESE TERMS, INCLUDING ANY LOSS OF DATA, WHETHER OR NOT A GOOGLE PARTY OR ITS REPRESENTATIVES HAVE BEEN ADVISED OF OR SHOULD HAVE BEEN AWARE OF THE POSSIBILITY OF ANY SUCH LOSSES ARISING. YOU EXPRESSLY UNDERSTAND AND AGREE THAT, TO THE MAXIMUM EXTENT PERMITTED BY APPLICABLE LAW, THE GOOGLE PARTIES' TOTAL LIABILITY IN CONNECTION WITH YOUR GOOGLE PRODUCT OR THIS LIMITED WARRANTY WILL NOT EXCEED THE AMOUNT YOU ACTUALLY PAID GOOGLE FOR YOUR GOOGLE PRODUCT.

Some states, provinces or territories do not allow the exclusion or limitation of incidental or consequential damages, so the above limitation or exclusion may not apply to you.

**How do you make a claim?** To make a claim under the Limited Warranty, please contact Google Product Support at [g.co/nest/contact](http://g.co/nest/contact). You must provide your name, contact information, and the serial number of your Google Product to receive support. You may also be required to provide a purchase receipt.



**Other limitations:** No vendor, seller, authorized reseller, employee, or representative of Google or its affiliates or any third party is authorized to make any modification, extension, or addition to this Limited Warranty. If any term of this Limited Warranty is held to be illegal or unenforceable, the remaining terms of this Limited Warranty will remain in full force and effect.

**How state, province, territory, and other laws apply to you:** This warranty gives you specific legal rights, and you may also have other rights that vary from jurisdiction to jurisdiction.

This Limited Warranty is given by Google LLC, organized in the state of Delaware, whose principal place of business is at 1600 Amphitheatre Parkway, Mountain View, CA, 94043, United States.

G953-00932-01 REV C

Microphones are built into Nest Mini so you can use your voice to ask the Google Assistant for help, make calls, and more. Audio is only sent to Google when Nest Mini detects you're interacting with the Assistant, such as when you say, "Hey Google," or if you're using a feature that relies on audio (for example, audio calling). Whenever Nest Mini sends your audio to Google, you'll see lights pulsing on the top of the device. You can review and delete your query data at any time at **[myactivity.google.com](https://myactivity.google.com)**

### **How to turn off the microphones**

To physically turn off the microphones, slide the mic switch on the side of Nest Mini. This switch, which can't be accessed remotely, makes the microphones completely inoperable. When the mics are turned off, you'll see four orange lights on top of Nest Mini. To turn the microphones back on, you'll need to slide the switch back.

For more on how Google respects the privacy of your home, visit **[g.co/mini/privacy](https://g.co/mini/privacy)**