



## Test Setup Photo

Description: Front View of Conducted Emission Test Setup for Power Port




Description: Back View of Conducted Emission Test Setup for Power Port




Test Mode: Mode 1

Description: Radiated Spurious Emission Test Setup for 30MHz ~ 1GHz



Test Mode: Mode 1


Description: Radiated Spurious Emission Test Setup for 1GHz ~ 18GHz





Test Mode: Mode 1

Description: Radiated Spurious Emission Test Setup for 18GHz ~ 40GHz



Test Mode: Mode 1

Description: Radiated Spurious Emission Test Setup for 40GHz ~ 50GHz



Test Mode: Mode 1

Description: Radiated Spurious Emission Test Setup for 50GHz ~ 75GHz



Test Mode: Mode 1

Description: Radiated Spurious Emission Test Setup for 75GHz ~ 100GHz

