



# BEVERAGE-AIR


Project: _____	AIA#
Item: _____	
Location: _____	SIS#
Approved: _____	

**DD94HC DIRECT DRAW DISPENSER**

## DRAFT BEER EQUIPMENT-DIRECT DRAW DISPENSER

**MODEL:  
DD94HC-1-S-12T**

DD94HC Solid Door Twelve Tap Tower  
Hydrocarbon Series



**3 Year Parts/Labor Warranty  
Additional 4 Year Compressor Warranty**

### CABINET CONSTRUCTION

- Exterior stainless steel with galvanized steel back
- Top is made from heavy-duty stainless steel including drip tray
- Interior is galvanized steel on walls and ceiling, reinforced floor is heavy-duty stainless steel
- Full electronic control
- Twelve tap tower
- 3-in-1 Draft solution uses a single stainless-steel tap to serve different beverages, such as wine, beer, and coffee (or other non-alcoholic beverages) through silver-lined, anti-microbial tubing that is 100% effective against the top 4 beverage spoiling bacteria
- Drain tube located at bottom front of cooler for connection to floor drain
- 4" Insulated dispensing tower
- Door locks
- Self-closing doors with 120° stay-open feature
- Magnetic gaskets provide positive door seal
- Field reversible doors (hinge kit not included)
- Compressor available on left or right, specify at time of unit order

### OPTIONS & ACCESSORIES

- Stainless steel interior lining
- Stainless steel back
- Glass door
- Shelves
- Shelf clips
- Wine models
- Faucet locks
- Glass rinser
- Right or left hinged door
- 2"- 3" Casters or 6" black legs
- No draft/hole cover option
- Remote option\* (see note on back on page)

### REFRIGERATION SYSTEM

- Refrigeration system uses R290 refrigerant to comply with all environmental concerns
- Automatic, non-electric defrost
- Epoxy coated evaporator coil
- Maintains product temperatures between 36°F and 38°F



  
 Please verify qualifying units by visiting:  
[www.energystar.gov/cfs](http://www.energystar.gov/cfs)

3779 Champion Blvd., Winston-Salem, NC 27105  
 1-888-845-9800 Fax: 1-336-245-6453  
 Beverage-Air.com Sales@bevair.com



# BEVERAGE-AIR®

## Bar Equipment-Direct Draw Beer Dispenser Model: DD94HC-1-S-12T

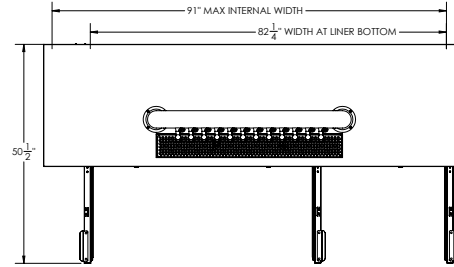
MODEL	DD94HC-1-S-12T
<b>EXTERNAL DIMENSIONAL DATA</b>	
Width Overall	95"
Depth Overall	29"
Height Overall with Tap	53 1/8"
Number of Doors	3
Depth with Door Open 90°	50 1/2"
Door Openings (in)	21" x 30"
<b>INTERNAL DIMENSIONAL DATA</b>	
NET Capacity (cubic ft.)	37.82
Internal Width Overall (in)	82 1/4"
Internal Depth Overall (in)	23 1/8"
Internal Height Overall (in)	27 1/4"
Number of 1/2 Kegs	5
<b>ELECTRICAL DATA</b>	
Full Load Amperes	5.5
<b>REFRIGERATION DATA</b>	
Horsepower	1/3
Capacity (BTU/Hr)	2392
Heat Rejection (BTU/Hr)	3588
Charge (lbs/grams)	0.2535/115
<b>SHIPPING DATA</b>	
Gross Weight - Crated	532 lbs
Height - Crated	58"
Width - Crated	97"
Depth - Crated	32"

\*NOTE: Remote units are field wired and come with 6" legs.  
Refrigerant must be specified at time of order.

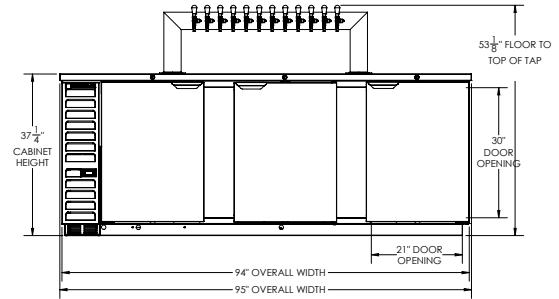
### KEG CAPACITIES: DD78

	4 x 1/2 std. keg
	4 x 1/2 std. keg, 2 x 1/6 keg
	4 x 1/2 std. keg, 1 x 1/4 slim, 2 x 1/6 keg

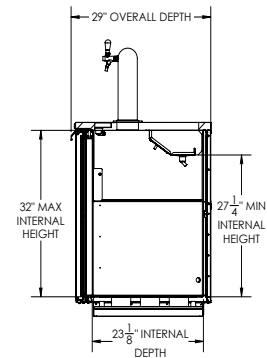
### Model Views



### PLAN VIEW



### ELEVATION VIEW



### SIDE VIEW

### ELECTRICAL CONNECTION



115/60/1  
NEMA 5-15P

Unit pre-wired at factory and include 8' long cord and plug set.



3779 Champion Blvd., Winston-Salem, NC 27105 1-888-845-9800 Fax: 1-336-245-6453 Beverage-Air.com Sales@bevoir.com

an Ali Group Company



The Spirit of Excellence