

DREMEL®



DREMEL®



DREMEL.COM

Visit our website and sign up for our newsletter for new product updates, tips, project inspiration, and more!

TALK, DISCOVER, SHARE



Customer Support

A well-prepared staff of Dremel Experts is available to answer questions about our tools. With over 650 total years of combined work experience, the Dremel Experts are ready to serve you.

*Phone support is available 8AM–5PM CST,
Monday–Friday*

USA 1-800-4-DREMEL or 1-800-437-3635

CANADA 1-888-285-3476

DIGILAB 1-844-4DRML3D or 1-844-437-6533

Have a Question?



Scan & Chat

SIMPLE SOLUTIONS, ENDLESS POSSIBILITIES



INDEX

ROTARY TOOLS

Versatility Meters	4
Corded	6-16
Cordless	17-25
Attachment Compatibility.....	26-27
Attachments	28-32
Accessories	33-51

CLEANING

Versa™	54-55
Accessories	56-59

HOME SOLUTIONS

Electric Screwdriver	62-63
Glue Pen.....	64-65
Laser Measurer.....	66
Flashlight	67
Electric Scissors.....	68-69

OSCILLATING TOOLS

Multi-Max™	72-77
Accessories	78-81

MULTI-SAWS

Compact Multi-Saws.....	82-86
Accessories	87

SPECIALTY TOOLS

Moto-Saw™	90-91
Butane Tools	92
Engraver and Accessories.....	93



ROTARY TOOLS

DREMEL®

THE MAKERS OF VERSATILE
TOOL SYSTEMS



WHAT IS A ROTARY TOOL?

Rotary tools are hand held power tools that use high-speed and low torque to undertake a variety of useful tasks with control and precision. Since AJ Dremel invented the first rotary tool over 90 years ago, no other brand has worked harder to bring users a more complete and innovative system of rotary tools, accessories, and attachments. Over the years Dremel® rotary tools have become the gold standard in versatility, performance, and quality by which all other rotary tools are judged.

ROTARY TOOL OVERVIEW CORDED



Model	9100 FORTI-FLEX™	4300	4000	3000	2050 STYLO+	200	100
Amps	2.5	1.8	1.6	1.2	0.5	0.9	0.9
Replacement Motor Brushes	No	Yes	Yes	Yes	No	Yes	Yes
Electronic Feedback Control	No	Yes	Yes	No	No	No	No
Speeds	Variable	Variable	Variable	Variable	Variable	2 Speeds	1 Speed
Speed Range [RPM]	0 to 23,000	5,000 to 35,000	5,000 to 35,000	5,000 to 35,000	5,000 to 22,000	15,000 & 35,000	35,000
Separate On/Off Speed Control	Yes, with separate foot pedal	Yes	Yes	No	Yes	No	No
Bluetooth® Connected	No	No	No	No	No	No	No
Attachment Compatibility	None	All	All	All	490 & 4486	All except AT01-PGA	All except AT01-PGA & 568
Accessory Change System	Wrench	EZ Twist™ Nose Cap	EZ Twist™ Nose Cap	EZ Twist™ Nose Cap	Wrench	Wrench	Wrench
Soft Grip	No	Yes	Yes	Yes	Yes	No	No
Weight / Width / Length	Motor Unit: 53.92 oz. / 3.875 in. / 8 in.*	25 oz. / 1.5 in. / 9 in.	22.5 oz. / 1.5 in. / 9 in.	20 oz. / 2.5 in. / 7.5 in.	6.8 oz. / 1.25 in. / 6 in.	18 oz. / 1.5 in. / 7.5 in.	18 oz. / 1.5 in. / 7.5 in.
LED Worklight	No	Yes	No	No	No	No	No
Warranty	2 year	2 year	2 year	2 year	2 year	2 year	2 year

* Flexshaft: 18.56 oz, 5.25 in. L, 1 in. D Footpedal: 18.08 oz.

ROTARY TOOL OVERVIEW CORDLESS



Model	8260	8250	8240	7760 LITE/ PAWCONTROL	7350	7350-PET
Battery Voltage (V)	12 Volt Max	12 Volt Max	12 Volt Max	4 Volt Max	4 Volt Max	4 Volt Max
Battery Amp Hours (AH)	3	3	2	2	2	2
Battery Chemistry	Removable Lithium-Ion Pack	Removable Lithium-Ion Pack	Removable Lithium-Ion Pack	Integrated Lithium-Ion Cells	Integrated Lithium-Ion Cells	Integrated Lithium-Ion Cells
Charge Time	95 minutes	95 minutes	65 minutes	165 minutes	165 minutes	165 minutes
Brushless Motor	Yes	Yes	No	No	No	No
Electronic Feedback Control	Yes	Yes	No	No	No	No
Speeds	Variable	Variable	Variable	Variable	1 Speed	1 Speed
Speed Range [RPM]	5,000 to 30,000	5,000 to 30,000	5,000 to 35,000	8,000 to 25,000	12,000	12,000
Separate On/Off Speed Control	Yes	Yes	Yes	No	No	No
Digital Display Screen	Yes	Yes	No	No	No	No
Bluetooth® Connected	Yes	No	No	No	No	No
Attachment Compatibility	All	All	All	A576, A577, A679, 2500, 490, A550, AT01-PGA, EZ495, 4486	490 & 4486	490 & 4486
Accessory Change System	EZ Twist™ Nose Cap	EZ Twist™ Nose Cap	EZ Twist™ Nose Cap	EZ Twist™ Nose Cap	Wrench	Wrench
Soft Grip	Yes	Yes	Yes	Yes	No	No
Weight with Battery / Width / Length	20.8 oz. / 2.05 in. / 9.6 in.	20.5 oz. / 2.05 in. / 9.6 in.	23.3 oz. / 2 in. / 10 in.	9.6 oz. / 1.5 in. / 7.5 in	8.8 oz. / 1.5 in. / 7.5 in	8.8 oz. / 1.5 in. / 7.5 in
LED Indicator	Battery	Battery	Battery	Battery & Charging	Charging	Charging
Warranty	Limited Lifetime Warranty	Limited Lifetime Warranty	2 year	2 year	2 year	2 year



Basic

BASIC

HIGH

Entry Level Rotary Tools ideal for precision applications.

Models: 100 Series, 200 Series, 2050, 7350, 7760

Intermediate

BASIC

HIGH

High Performance Rotary Tools, able to perform a wide range of applications.

Models: 3000, 9100

High

BASIC

HIGH

Premium High Performance Rotary Tools, able to perform the widest range of applications.

Models: 4000, 4300, 8240, 8250, 8260





DREMEL® 4300



Limited
Warranty

Versatility

BASIC		HIGH
-------	--	------



Pivot Light
Rotates to illuminate your project.

EZ Twist™ 
Nose Cap Wrench for fast accessory changes.

Electronic Feedback
Auto adjusts power and speed as needed.

Increased Power And Air Flow
For cooler operation.

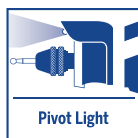
Separate On/Off Switch
Retains speed setting for ease of use.

High-Performance Motor
For maximum performance at all speeds.

Universal Keyless Chuck
Eliminate the collet, collet nut, and wrench when changing Dremel accessories. Fits shanks ranging from 1/32" to 1/8".

Variable Speed
For maximum accessory versatility and precise tool control.

Compatible with all Dremel Rotary Tool accessories & attachments.



Integrated nose cap wrench for fast accessory changes.





4300 KIT 4300-5/40

- 4300 High Performance Rotary Tool, Pivot Light, Garden Tool Sharpener, Shield, Multi-Purpose Cutting Guide, Sanding/Grinding Guide
- Plastic Storage Case, Accessory Case, Wrench, Keyless Chuck



40 ASSORTED ACCESSORIES

- Carving/Engraving - 107, 191
- Grinding/Sharpening - 8193, 84922, 932
- Cutting - EZ456 (x3), 561
- Cleaning/Polishing - 403, 428, 414 (x2), 421, 429 (x2)
- Sanding - 407, 408 (x3), 432 (x4), 445 (x4), EZ411SA (x3), EZ412SA (x3), EZ413SA (x3)
- Drilling - 150
- Miscellaneous - 401, EZ402

4300 KIT 4300-9/64

- 4300 High Performance Rotary Tool, Pivot Light, Flex-Shaft, Shield, Multi-Purpose Cutting Guide, Right Angle Attachment, Sanding/Grinding Guide, Detailer's Grip, Circle Cutter & Straight Edge Guide, Garden Tool Sharpener
- Deluxe Aluminum Storage Case, 2 Accessory Cases, Wrench, Keyless Chuck



64 ASSORTED ACCESSORIES

- Carving/Engraving - 107, 191, 7103
- Grinding/Sharpening - 453, 454, 455, 84922, 8193, 932, EZ541GR
- Cutting - EZ409, EZ456, EZ544, 560, 561
- Cleaning/Polishing - 421, 423E (x3), 403, 428
- Sanding - 408 (x10), 432 (x10), 445 (x10), EZ411SA (x3), EZ412SA (x3), EZ413SA (x3)
- Drilling - 150
- Miscellaneous - EZ402, EZ407, 490



DREMEL® 4000

2
YEAR

Limited
Warranty

Versatility

BASIC HIGH

Electronic Feedback

Auto adjusts power and speed as needed.

EZ Twist™

Nose Cap Wrench for fast accessory changes.

Separate On/Off Switch

Retains speed setting for ease of use.

High-Performance Motor

For maximum performance at all speeds.

Variable Speed

For maximum accessory versatility and precise tool control.

360° Grip Zone

With soft grip for comfort and control.

Compatible with **all** Dremel Rotary Tool accessories & attachments.



EZ TWIST™

Integrated nose cap wrench for fast accessory changes.



4000 KIT 4000-2/30

- 4000 High Performance Rotary Tool, Sanding/Grinding Guide, Circle Cutter & Straight Edge Guide
- Plastic Storage Case, Accessory Case, Wrench, 1/8" Collet



30 ASSORTED ACCESSORIES

- Carving/Engraving - 191
- Grinding/Sharpening - 541, 84922, 932
- Cutting - 420 (x2), 426 (x2), 561
- Cleaning/Polishing - 414, 421, 428, 429
- Sanding - 407, 408 (x2), 411 (x3), 412 (x3), 413 (x2), 432 (x2), 445 (x2)
- Miscellaneous - 401, 402



4000 KIT 4000-3/34

- 4000 High Performance Rotary Tool, Sanding/Grinding Guide, Detailer's Grip, Multi-Purpose Cutting Guide
- Plastic Storage Case, Accessory Case, Wrench, 1/8" Collet



34 ASSORTED ACCESSORIES

- Carving/Engraving - 107, 191
- Grinding/Sharpening - 8193, 84922, 85602, 932
- Cutting - 420 (x2), EZ456, 540, 561
- Cleaning/Polishing - 403, 414 (x3), 421, 428, 429 (x2)
- Sanding - 407, 408, 411 (x2), 412, 413, 432 (x3), 445 (x2)
- Miscellaneous - 401, 402, EZ402, 481



4000 KIT 4000-4/34

- 4000 High Performance Rotary Tool, Detailer's Grip, Sanding/Grinding Guide, Multi-Purpose Cutting Guide, Circle Cutter & Straight Edge Guide
- Plastic Storage Case, Accessory Case, Wrench, 1/8" Collet



34 ASSORTED ACCESSORIES

- Carving/Engraving - 107, 191
- Grinding/Sharpening - 8193, 84922, 85602, 932
- Cutting - 420 (x2), EZ456, 540, 561
- Cleaning/Polishing - 403, 414 (x3), 421, 428, 429 (x2)
- Sanding - 407, 408, 411 (x2), 412, 413, 432 (x3), 445 (x3)
- Miscellaneous - 401, 402, EZ402



4000 KIT 4000-6/50

- 4000 High Performance Rotary Tool, Flex Shaft, Circle Cutter & Straight Edge Guide, Multi-Purpose Cutting Guide, Shield, and Lawn Mower & Garden Tool Sharpener
- Plastic Storage Case, Accessory Case, Detail Nose Piece, Wrench, 1/8" Collet



50 ASSORTED ACCESSORIES

- Carving/Engraving - 107, 191, 194
- Grinding/Sharpening - 541 (x2), 8193, 84922, 932
- Cutting - EZ409 (x2), 420 (x4), EZ456 (x2), EZ476 (x2), 540, 561
- Cleaning/Polishing - 405, 414 (x3), 421, 428, 429, 442, 423E
- Sanding - 407, 408 (x2), 411 (x2), 412 (x2), 413 (x2), 432 (x2), 445 (x2), 511E, 512E
- Drilling - 150
- Miscellaneous - 401, 402, EZ402, 481





DREMEL® 3000

2
YEAR

Limited
Warranty

Versatility

BASIC HIGH



EZ Twist™ 
Nose Cap Wrench for fast
accessory changes.

Variable Speed
For maximum accessory
versatility and precise
tool control.

Separate On/Off Switch
Retains speed setting
for ease of use.

Sealed Ball Bearing Motor
Runs cool for comfort
and longer tool life.

Double Hull Construction
Eliminates direct heat
transfer to hand.

**Compatible with all Dremel
Rotary Tool accessories &
attachments.**

 **EZ TWIST™**

Integrated nose cap
wrench for fast
accessory changes.





3000 KIT 3000-1/24

- 3000 Variable Speed Rotary Tool, Sanding/Grinding Guide
- Plastic Storage Case, Accessory Case, Wrench, 1/8" Collet

24 ASSORTED ACCESSORIES

- Carving/Engraving - 191
- Grinding/Sharpening - 85422, 932, 952
- Cutting - 426 (x2)
- Cleaning/Polishing - 403, 414 (x2), 421, 428, 429
- Sanding - 407, 408, 430, 432 (x2), 438, 445 (x2), 446
- Miscellaneous - 401, 402, 415



3000 KIT 3000-1/25

- 3000 Variable Speed Rotary Tool, Multi-Purpose Cutting Guide
- Plastic Storage Case, Accessory Case, Wrench, 1/8" Collet

25 ASSORTED ACCESSORIES

- Carving/Engraving - 191
- Grinding/Sharpening - 84922, 932, 953
- Cutting - 426 (x2), 561
- Cleaning/Polishing - 414 (x2), 421, 428, 429 (x2)
- Sanding - 407, 408, 430, 431, 432 (x2), 438, 445, 446
- Miscellaneous - 401, 402, 415



3000 KIT 3000-2/28

- 3000 Variable Speed Rotary Tool, Sanding/Grinding Guide, Multi-Purpose Cutting Guide
- Plastic Storage Case, Accessory Case, Wrench, 1/8" Collet

28 ASSORTED ACCESSORIES

- Carving/Engraving - 107, 191, 7144
- Grinding/Sharpening - 84922, 932, 953, 952
- Cutting - 426 (x2), 561
- Cleaning/Polishing - 403, 414 (x3), 421, 428, 429 (x2)
- Sanding - 407, 408 (x2), 432 (x2), 445 (x2),
- Miscellaneous - 401, 402, 415



CORDED ROTARY TOOLS



DREMEL® 200 SERIES

2
YEAR

Limited
Warranty

Versatility

BASIC

HIGH



Two Speed Control

Allows you to set your speed at 15,000 or 35,000 RPM with a flip of a switch.

Lightweight Design

For comfort during prolonged use.

Sealed Ball Bearing Motor

Cool-running ball bearing construction for smooth and quiet operation.

Replaceable Motor Brushes

Replaceable motor brushes extend tool life.

200 SERIES KIT 200-1/15

- 200 Series Two-Speed Rotary Tool, Garden Tool Sharpener
- Accessory Case, Wrench, 1/8" Collet



15 ASSORTED ACCESSORIES

- Carving/Engraving - 194
- Grinding/Sharpening - 8193, 83322, 932
- Cutting - 420, 426
- Cleaning/Polishing - 421, 422, 425, 429
- Sanding - 407, 408, 432
- Miscellaneous - 401, 402

200 SERIES KIT 200-1/21

- 200 Series Two-Speed Rotary Tool, Multi-Purpose Cutting Guide
- Accessory Case, Wrench, 1/8" Collet

21 ASSORTED ACCESSORIES

- Carving/Engraving - 194
- Grinding/Sharpening - 8193, 83142, 84922, 932
- Cutting - 420, 426, 561
- Cleaning/Polishing - 414 (x2), 421, 425 (x2), 429 (x2)
- Sanding - 407, 432, 445
- Miscellaneous - 401, 402, 415





DREMEL® 100 SERIES

2
YEAR

Limited
Warranty

Versatility

BASIC

HIGH

Single Speed control

For full-time 35,000 RPM operation.

Lightweight Design

For comfort during prolonged use.

Sealed Ball Bearing Motor

For cool running and longer tool life.

Replaceable Motor Brushes

Replaceable motor brushes extend tool life.



100 SERIES KIT 100-N/7

Ideal for grinding, sharpening,
and cutting.

- 100 Single Speed Rotary Tool
- Wrench, 1/8" Collet

7 ASSORTED ACCESSORIES

- Grinding/Sharpening - 84922, 932
- Cutting - 420
- Sanding - 407, 432
- Miscellaneous - 402, 415





DREMEL® 2050 STYLO+

2
YEAR

Limited
Warranty

Versatility

BASIC		HIGH
--------------	--	-------------

Versatile Tool For Craft Projects

Glass etching, leather burnishing, jewelry making, polishing, woodworking, and more.

Comfort Grip

Allows for maximum control in precision applications.

Quiet

Compact motor perfect for home use.

Slim Size

Slim size allows you to get closer to your work piece and provides maximum control in precision etching, polishing, and sanding.

Variable Speed

From 5,000–22,000 RPM for optimal speed control in a variety of light-duty hobby and craft projects.

**Compatible with most
Dremel Rotary Tool
accessories.**



**Carving | Sanding
Polishing | Engraving**



STYLO+ KIT 2050-11

- 2050 Stylo+ Versatile Craft Tool, Quick Start Guide
- Wrench, 1/8" Collet

11 ASSORTED ACCESSORIES

- Carving/Engraving - 105, 191
- Cleaning/Polishing - 414 (x2), 429 (x2), 421
- Sanding - 430, 431, 438
- Miscellaneous - 401



STYLO+ KIT 2050-15

- 2050 Stylo+ Versatile Craft Tool, Quick Start Guide
- Wrench, 1/8" Collet

15 ASSORTED ACCESSORIES

- Carving/Engraving - 105, 125, 191, 7103
- Cleaning/Polishing - 414 (x3), 429 (x2), 421, 428
- Sanding - 430, 431, 438
- Miscellaneous - 401



STYLO+ KIT 2050-30

- 2050 Stylo+ Versatile Craft Tool, Quick Start Guide
- Wrench, 1/8" Collet

30 ASSORTED ACCESSORIES

- Carving/Engraving - 105 (x2), 125 (x2), 191 (x2), 7103 (x2)
- Cleaning/Polishing - 414 (x6), 429 (x4), 421 (x2), 428 (x2)
- Sanding - 430 (x2), 431 (x2), 438 (x2)
- Miscellaneous - 401 (x2)





DREMEL® 9100 FORTIFLEX™



Limited
Warranty



Versatility



**Powerful 2.5 AMP
(1/5 HP) Motor**
Provides high torque at
low speeds.

Variable Speed Foot Pedal
Allows you to match the
speed with the application,
hands-free.

Precision Hand Piece
Engineered for control
and comfort even with
extended use.

Integrated Chuck
Enhances versatility by
accepting accessories
from 0" to 5/32".



Heavy Duty Flexible Shaft
Features a bearing
system for durability
and cool operation.

**Compatible with all
Dremel Rotary Tool
accessories.**

FORTIFLEX™ KIT 9100-21

- Dremel Fortiflex™ motor unit
- Variable speed foot pedal
- Heavy duty flex shaft
- Hand-piece with three-jaw chuck
- Wall hook
- Chuck wrench

21 ASSORTED ACCESSORIES

- Carving/Engraving - 7103, 117, 9910
- Grinding/Sharpening - 84922, 953
- Cleaning/Polishing - 403
- Sanding - 407, 408, 430, 431, 432 (x2), 438 (x2)
- Drilling - 628 (7 Piece Set)



CORDLESS ROTARY TOOLS



DREMEL® 7350

Simple to use. Easy to love.

2
YEAR

Limited
Warranty

Versatility

BASIC **HIGH**

30% More Runtime*

Ready to go wherever you need it.

Single-Speed Control

Smooth 12,000 RPM operation for precise control.

Compact, Lightweight 4V Max Lithium-Ion Battery

Always ready & no memory effect.

Micro-USB Charger

LED charging indicator light, turns off once it's fully charged.

Slim Ergonomic Design

Makes it light & easy to handle detailed projects in tight spaces.



NEW!

30% More Runtime*



Single-Speed



*30% more runtime versus 7300

7350 KIT | 7350-5

- 4-Volt Cordless Rotary Tool
- USB Cable, Wrench

5 ASSORTED ACCESSORIES

- Grinding/Sharpening - 84922
- Cleaning/Polishing - 414
- Sanding - 407, 432
- Miscellaneous - 401





DREMEL® 7350-PET

Love your pet. Love this tool.



Limited
Warranty

Versatility



30% More Runtime*

Ideal for extended grooming sessions.

Easy to Handle

Smooth 12,000 RPM single-speed control for ease-of-use & precision.

7% Quieter**

Low noise for stress-free grooming.

Cordless & Portable

Freedom for you to groom anywhere.


Micro USB Charger

LED charging indicator light, turns off once it's fully charged.

Ergonomic & Lightweight

For added comfort and maneuverability.

NEW!



Single-Speed

30% More Runtime*



7% Quieter**

*30% more runtime versus 7300-PT **7% quieter than the 7300-PT.





7350-PET

- 4-Volt Cordless Rotary Tool
- USB Cable
- Wrench

5 ASSORTED ACCESSORIES

- Sanding - 407, 408 (x4)





DREMEL[®] LITE 7760

Get Started With Dremel



Limited
Warranty

Versatility

BASIC		HIGH
--------------	--	-------------

Four Speeds

For accessory versatility and precise tool control.

USB Chargeable with LED Indicator Light

Quick battery charge with LED light so you always know when it's ready to use.

Compact, Lightweight 4V Max Lithium-Ion Battery

More power in a small size, always ready & no memory effect.

EZ Twist™

Nose Cap wrench for fast accessory changes.

Slim Ergonomic Design

Makes it light & easy to handle detailed projects & tight spaces.

360° Grip Zone

With soft grip for comfort & control.



EZ TWIST™

Integrated nose cap wrench for fast accessory changes.





DREMEL PAWCONTROL 7760-PGK

- Dremel Pet Nail Grooming Rotary Tool
- Pet Grooming Attachment
- USB Cable & Power Adaptor
- Accessory Case, Wrench, 1/8" Collet

7 ASSORTED ACCESSORIES

- Sanding - 407, 408, SD60-PGK (x4)
- Miscellaneous - EZ402



7760 KIT 7760-N/10

- Dremel Lite Multi-Purpose Rotary Tool
- USB Cable & Power Adaptor
- Accessory Case, Wrench, 1/8" Collet

10 ASSORTED ACCESSORIES

- Carving/Engraving - 106
- Grinding/Sharpening - 952
- Cleaning/Polishing - 403, 414 (x2), 421, 429 (x2)
- Sanding - 407
- Miscellaneous - 401



CORDLESS ROTARY TOOLS



DREMEL® 8240

Keep the power. Lose the cord.



Limited
Warranty

Versatility



High Power

Maximum performance, ideal for the most demanding applications.

Innovative Design

Maximizes comfort & control for extended working sessions.

Variable Speed

For maximum accessory versatility and precise tool control.

Optimized Battery

12-Volt, 2.0 Ah battery provides optimal battery life, runtime and power.

EZ Twist™

Nose Cap Wrench for fast accessory changes.

Compatible with **all** Dremel Rotary Tool accessories and attachments.

NEW!



Integrated nose cap wrench for fast accessory changes.



8240 KIT 8240-5

- 8240 12V MAX™ Cordless Rotary Tool
- B815-01 Battery (x1), GAL12V-20 Charger, Wrench
- Fabric Storage Case, Accessory Case

5 ASSORTED ACCESSORIES

- Cutting - 426,
- Sanding - 407, 408, 432,
- Miscellaneous - 402



CORDLESS ROTARY TOOLS



DREMEL® 8250

Brushless power to perform, runtime to last.

LIMITED
LIFETIME
WARRANTY



Versatility

BASIC HIGH

Advanced Brushless Motor

Delivers exceptional performance with more power, more runtime, and durability.

Corded Power in Cordless Form

Delivers 20% higher power vs Dremel's most powerful corded tool the 4300.

100% More Runtime

High-performance 12V, 3.0 Ah battery delivers 2X more battery life vs 8220.

20% Faster Cutting Speed vs 8220

Maximum Versatility

Compatible with all Dremel rotary accessories and attachments.

EZ Twist™

Nose Cap Wrench for fast accessory changes.

NEW!

 **BRUSHLESS**

 **EZ TWIST™**



Integrated nose cap wrench for fast accessory changes.



8250 KIT 8250-5

- 8250 12V MAX™ Cordless Brushless Rotary Tool
- B816-01 Battery (x1), GAL12V-20 Charger, Wrench
- Fabric Storage Case, Accessory Case

5 ASSORTED ACCESSORIES

-  Cutting - EZ456 (x3), EZ476
-  Miscellaneous - EZ402





DREMEL® 8260

Power To Perform. Uncompromised Runtime. Smarter Than Ever.

LIMITED LIFETIME WARRANTY

Versatility



Smart Rotary Tool

Connect to the Dremel App to easily control, monitor & manage your rotary tool.

Corded Power In Cordless Form

Dremel's most powerful cordless rotary tool. Delivers 20% higher power vs the 4300. 100% more runtime and 20% faster cutting speed vs. the 8220.

Advanced Brushless Motor

Delivers exceptional performance with more power, more runtime, and durability.

High-Performance Battery

Enhanced 12V, 3.0Ah battery technology delivers 2X more battery

life vs the 8220.

Ergonomic & Innovative Design

Engineered to exceed endurance tests for consistent & powerful performance every time.

Reinforced Digital Display Screen

Durable display screen features Bluetooth® connectivity, speed, battery life, & warning LED indicators for tool overload or excessive temperatures.

Compatible with all Dremel Rotary Tool accessories and attachments.

NEW!



WORLD'S 1ST
BRUSHLESS SMART ROTARY TOOL



To download the Dremel App or for more information, scan the QR code.



8260 KIT 8260-5

- 8260 12 MAX™ Cordless Brushless Smart Rotary Tool
- B816-01 Battery (x1), GAL12V-20 Charger
- Fabric Storage Case, Accessory Case

5 ASSORTED ACCESSORIES

- Cutting - EZ456 (x3), EZ476
- Miscellaneous - EZ402



BATTERY/CHARGER COMPATIBILITY

Tool	Compatible Battery	Charger
8260	B816 3.0Ah Battery, B815 2.0Ah Battery	GAL12V-20
8250	B816 3.0Ah Battery, B815 2.0Ah Battery	GAL12V-20
8240	B816 3.0Ah Battery, B815 2.0Ah Battery	GAL12V-20

ROTARY TOOL ATTACHMENTS



ROTARY TOOL ATTACHMENT COMPATIBILITY KEY

		ATTACHMENT MODEL NUMBER AND NAME								
		220	225	231	335	335	575	565	566	568
TOOL MODEL NUMBER		Work Station	Flex Shaft	Shaper/Router Table	Plunge Router	Dust Blower	Right Angle Attachment	Multi-Purpose Cutting Kit	Tile Cutting Kit	Grout Removal Kit
Corded	9100 Fortiflex™									
	4300	•	•	Use with collet & collet nut	Use with collet & collet nut	Use with collet	•	Use with collet & collet nut	Use with collet & collet nut	Use with collet & collet nut
	4000	•	•	•	•	•	•	•	•	•
	3000	•	•	•	•	•	•	•	•	•
	2050 Stylo+					•				
	200 Series	•	•	•	•	•	•	•	•	•
	100 Series	•	•	•	•	•	•	•	•	
Cordless	8240	•	•	•	•	•	•	•	•	•
	8250	•	•	•	•	•	•	•	•	•
	8260	•	•	•	•	•	•	•	•	•
	7760 LITE / PAWCONTROL					•				Not Advised
	7350 / 7350-PET					•				

Use this chart to find out which attachments work with your tool.



670	678	A576	A577	A679	2500-01	A550	AT01-PGA	EZ495	4486
Mini-Saw	Circle Cutter & Straight Edge Guide	Sanding/Grinding Guide	Detailer's Grip	Sharpening Kit	Multi-Vise	Shield Kit	Pet Grooming Nail Guard	EZ Twist™ Nose Cap	Keyless Chuck
•	Use with collet & collet nut	Use with collet & collet nut	•	Use with collet & collet nut	•	•	•	•	•
•	•	•	•	•	•	•	•	•	•
•	•	•	•	•	•	•	•	•	•
•	•	•	•	•	•	•	•	•	•
•	•	•	•	•	•	•	•	•	•
•	•	•	•	•	•	•	•	•	•
•	•	•	•	•	•	•	•	•	•
•	•	•	•	•	•	•	•	•	•
•	•	•	•	•	•	•	•	•	•
•	•	•	•	•	•	•	•	•	•
		•	•	•	•	•	•	•	•
									•



WORK STATION 220

Functions as an articulating drill press that rotates 90°, rotary tool holder, and Flex Shaft tool stand.

- Drill press enables drilling depths up to 2" (5cm) with full control.
- Tool holder rotates to sand, polish, drill and more at any angle.
- Flex Shaft holder adjusts to any height between 16" (41cm) and 29" (74cm).



FLEX SHAFT ATTACHMENT 225

Ideal for hard-to-reach places and fine detail work.

- Quick connect system attaches to your rotary tool in seconds.
- 36" long cable with new 6" bend radius provides more flexibility.
- Comfort grip hand piece.
- Integrated shaft lock button.
- Works with collet system and Dremel chuck.



SHAPER/ROUTER TABLE 231

Converts your corded Rotary Tool into a bench mounted wood shaper.

- Features an adjustable fence and large 8" x 6" worktable.
- Slot, groove, sand and trim edges.
- Easily attaches directly to workbench.



TOOLS NOT INCLUDED WITH ATTACHMENTS

PLUNGE ROUTER ATTACHMENT 335

Converts your corded Rotary Tool into a plunge router.

- Clear base provides visibility to your workpiece.
- Two depth stops.
- Includes edge guide and circle guide.
- Rout circles, parallel to edge, signs and inlay work, and decorative edges.



DUST BLOWER 490

Blows dust away for greater visibility of the work piece.

- Small air blower is great for detailed projects, sanding, engraving, and carving.
- Fits on all rotary tools with a standard collet nut.
- Also fits the 225 Flex Shaft Attachment.



RIGHT ANGLE ATTACHMENT 575

Enhances the versatility of your Dremel Rotary Tool by allowing you to get into hard-to-reach areas.

- Operate your rotary tool in 12 adjustable directions.
- 90° angled head keeps the tool sturdy while providing visibility to your project.



MULTI-PURPOSE CUTTING KIT 565

Allows for sturdy controlled cuts with maximum visibility.

- Adjustable cutting depth up to 3/4".
- Includes cutting guide, 560 Drywall Cutting Bits (x2) for cutting drywall for electrical boxes & air vents.
- Includes 561 Multipurpose Cutting Bit for making cuts in ceiling tile, wood, plastic, fiberglass, drywall, laminate and vinyl siding.



TILE CUTTING KIT 566

Allows for sturdy controlled cuts in wall tile with maximum visibility.

- Adjustable cutting depth up to 3/4".
- Includes cutting guide and 562 Tile Cutting Bit.
- Shape ceramic wall tile around fixtures or plumbing pipes.



TOOLS NOT INCLUDED WITH ATTACHMENTS



GROUT REMOVAL ATTACHMENT 568

For use on wall and floor grout.

- Depth adjustment up to 1/2".
- 30° angle for controlled cutting.
- Guides 180° apart to keep bit centered between tiles.
- Easy screw-on mounting.
- Excellent cutting visibility.
- Includes 569 1/16" Grout Removal bit. Made of solid carbide, the bit will remove both wall and floor grout.



569

570 

- Also available: 570 1/8" Grout Removal Bit (Not included with 568).

MINI SAW ATTACHMENT 670

Works great on wood and all wood-like materials.

- Make clean, straight perpendicular cuts up to 1/4" thick.
- Angled neckline provides accuracy to do straight, perpendicular cuts.
- Includes 546 Rip/Crosscut Blade.



546



CIRCLE CUTTER AND STRAIGHT EDGE GUIDE 678

The simple way to cut circular holes in many types of materials. Convenient measurement guides in both inches and centimeters, so you can cut out the right-sized circle every time.

- Cut or rout .75"-12" diameter circles.
- Depth adjustment allows easy setting of the correct cutting depth.
- Straight Edge Guide allows you to cut or rout 0.4" - 4.33" wide straight lines.
- Includes 1/8" 561 Multipurpose Cutting Bit



561

TOOLS NOT INCLUDED WITH ATTACHMENTS



SANDING/GRINDING GUIDE A576

Stabilizes a handheld tool for use on both flat and angled surfaces.

- Increased control during sanding & grinding applications.
- Platform provides greater stability during edge sanding and sharpening.
- Adjustable depth up to 3/4" for a precise finish.
- Sharpen, grind, and sand at accurate 45° or 90° angles.
- Includes 407 1/2" 60 grit sanding drum, 932 aluminum oxide grinding stone and instructions.



DETAILER'S GRIP A577

Transfers the weight of the tool to the palm of your hand for improved tool balance and control.

- Offers enhanced grip and comfort for detailed applications.
- Provides optimal tool control when precision is required.
- Attaches onto a rotary tool in place of its nose piece for quick and easy installation.
- Includes 107 Engraving Cutter and tracing stencil.



SHARPENING KIT A679

Set of attachments can sharpen chainsaws, lawn mower blades, and garden tools.

- Guide provides optimum sharpening angle.
- Sharpens all rotary lawn mower blades.
- Easily sharpen the dulllest of chains.



- Garden Tool Sharpening Attachment, Lawn Mower Sharpening Attachment, Chain Saw Sharpening Attachment
- Wrench, Gauge
- 2 Spacers
- Instruction Manual
- 4 Sharpening Stones 453, 454, 455, and 932



TOOLS NOT INCLUDED WITH ATTACHMENTS

MULTI-VISE 2500

Gets a Grip on Anything, Anywhere!

- Portable vise holds work piece for projects such as woodworking, home projects, crafts and hobbies.
- Clamps to any work surface up to 2-1/2" thick.
- Rotates 360° and tilts 50° allowing the workpiece to be secured to any position.
- Tool holder turns Dremel® Rotary Tools into a stationary sander, grinder or polisher.
- Removable clamping jaws creates a stand-alone bar clamp.



SHIELD KIT A550

Redirects sparks and debris during cutting, grinding, sanding, and polishing applications.

- Spring friction design allows for quick adjustment and accessibility to accessory.
- Compact for greater maneuverability.
- Includes 8193 Aluminum Oxide Grinding Stone, EZ456 EZ Lock Fiberglass Reinforced Cut-Off Wheel, 428 Carbon Steel Brush, and EZ402 Mandrel.



PET GROOMING NAIL GUARD AT02-PGK

Allows you to quickly, easily, and gently trim your pet's nails by positioning pet nails at a 45° angle to sand.

- World's first 45° paw guide assures the correct angle for success.
- Nail dust and fur guard.
- Clear cap for easy viewing.
- Simple hinge for easy cleaning and assembly.
- AT02-PGK includes:
 - AT01-PGA (Attachment)
 - EZ402 EZ Lock Mandrel
 - (4x) SD60-PGA Pet Nail Grooming Disc



EZ TWIST CAP EZ495

Loosen or tighten the collet and replace an accessory quickly and easily without the need for a wrench.



TOOLS NOT INCLUDED WITH ATTACHMENTS

ROTARY TOOL ACCESSORIES



UNIVERSAL SHANK STANDARD

NO MORE HUNTING FOR THE RIGHT COLLET*

All Dremel® rotary accessories feature a 1/8" standard shank.

*Except for the 461, 462, 463 rubber polishing points which come in 3/32" shank diameters



DREMEL® MAX LIFE ACCESSORIES



PROVIDES LONG-LASTING PERFORMANCE AND IMPRESSIVE DURABILITY

Dremel's line of Max Life accessories are built to give you longer lasting, stronger performing, versatile accessories.

115HP – MAX LIFE CARVING BIT Coated in Titanium Nitride (TiN), this high-performance accessory is engineered to last 2X longer than the standard, non-coated 115 bit.

117HP – MAX LIFE CARVING BIT Coated in Titanium Nitride (TiN), this high-performance accessory is engineered to last 2X longer than the standard, non-coated 117 bit.

194HP – MAX LIFE CARVING BIT Coated in Titanium Nitride (TiN), this high-performance accessory is engineered to last 2X longer than the standard, non-coated 194 bit.

9901HP – MAX LIFE TUNGSTEN CARBIDE CARVING BIT This tungsten carbide bit has been coated in Titanium Nitride (TiN) to deliver a high-performance accessory that lasts 2X longer than the standard, non-coated 9901 bit.


9903HP – MAX LIFE TUNGSTEN CARBIDE CARVING BIT This tungsten carbide bit has been coated in Titanium Nitride (TiN) to deliver a high-performance accessory that lasts 1.5X longer than the standard, non-coated 9903 bit.

EZ506HP – MAX LIFE PREMIUM METAL CUTTING WHEEL Cubic Boron Nitride (CBN) grit coating around the rim allows the wheel to remain sharp longer, stay cool and won't shrink. Lasts 20X longer than the 426 Fiberglass-reinforced Cutting Wheel.

EZ545HP – MAX LIFE DIAMOND WHEEL Diamond coating on wheel provides smooth and precise cuts, ideal for cutting in hard and abrasive materials, providing smooth and precise cuts. Lasts 3X longer than the 545 Diamond Wheel.

408HP – MAX LIFE CARBIDE SANDING DRUM Coated in Carbide to deliver a high-performance accessory that lasts 30X longer than the 408 Sanding Band. Functions as both a sanding drum and a hole saw capable of plunge cutting into a variety of materials.

EZ511HP – MAX LIFE FINISHING ABRASIVE BUFFS Featuring 100% more abrasive material, the Max Life buffs provide at least 4X longer life compared to the 511E. Great for detail cleaning and light sanding, as well as paint removal on delicate materials.



115HP	117HP	194HP	9901HP	9903HP	EZ506HP	EZ545HP	408HP	EZ511HP
Carving Soft Material			Carving Hard Material		Cutting Wheels			

NEW!

ROTARY TOOL ACCESSORIES



CARVING/ENGRAVING

CARVING | HARD MATERIALS

TUNGSTEN CARBIDE CUTTING BITS Use for shaping, smoothing, and material removal. Use on hardened steel, stainless steel, cast iron, nonferrous metals, fired ceramics, plastics, hardwoods, and other hard materials.

1/8" 3/32" 1/8" 3/32" 1/8" 1/8" 1/8" 1/8" 1/8"
3.2 mm 2.4 mm 3.2 mm 2.4 mm 3.2 mm 3.2 mm 3.2 mm 3.2 mm 3.2 mm



9901 9902 9903 9904 9905 9906 9909 9910 9911

ENGRAVING | SOFT MATERIALS

ENGRAVING BITS Quality cutters for detail engraving, carving, routing in wood, fiberglass, plastic, and soft metals.

1/32" 1/16" 3/32" 1/32" 1/16" 5/64" 1/32" 1/16"
0.8 mm 1.6 mm 2.4 mm 0.8 mm 1.6 mm 2.0 mm 0.8 mm 1.6 mm



105 (x2) 106 (x2) 107 (x2) 108 109 110 111 113

ENGRAVING | HARD MATERIALS

DIAMOND WHEEL POINTS For fine detail work, engraving, carving, touch-up, and finishing. Use on wood, jade, ceramic, glass, hardened steel, semi-precious stones, and other hard materials. Bits are covered with diamond particles.

5/64" 11/64" 17/64" 3/32" 3/16" 5/64" 3/32" Dual Package
2.0 mm 4.4 mm 6.7 mm 2.4 mm 4.8 mm 2.0 mm 2.4 mm



7103 7105 7120 7122 7123 7134 7144 7103 7144



CARVING | SOFT MATERIALS

CARVING BITS High speed cutters can be used for shaping, hollowing, grooving, slotting, making tapered holes in soft metals, plastics and woods.

1/4" 6.4 mm	5/16" 7.9 mm	5/16" 7.9 mm	1/4" 6.4 mm	1/4" 6.4 mm	1/8" 3.2 mm	1/4" 6.4 mm	5/16" 7.9 mm	1/4" 6.4 mm
100	114	115 (x2)	116	117 (x2)	118	121	124	125 (x2)
5/16" 7.9 mm	5/16" 7.9 mm	3/32" 2.4 mm	1/8" 3.2 mm	3/16" 4.8 mm	5/64" 2.0 mm	1/8" 3.2 mm	7/32" 5.6 mm	3/8" 9.5 mm
134	144	190	191	192 (x2)	193	194 (x2)	196 (x2)	199

STRUCTURED TUNGSTEN CARBIDE CARVING BITS Fast-cutting sharp teeth for greater material removal. Use on fiberglass, wood, plastic, epoxy, rubber, laminates, particle board and ceramic tile.

1/4" 6.4 mm	5/16" 7.9 mm	5/16" 7.9 mm	5/16" 7.9 mm
9931	9933	9934	9935

ROTARY TOOL ACCESSORIES



GRINDING/SHARPENING

FERROUS MATERIALS

FERROUS MATERIAL Metals, or other solid matter, containing iron.

CHAIN SAW SHARPENING STONES – 453, 454, 455

Precision-ground for quick, easy sharpening of chain saw blades. Each package contains 2 stones.

ALUMINUM OXIDE ABRASIVE WHEEL – 500

Perfect for cleaning, de-burring, removing rust, and polishing of most metals, including stainless steel.

ALUMINUM OXIDE ABRASIVE POINT – 516

Great for finishing work and light de-burring. It can be used for paint and rust removal without removing any of the base material.

ALUMINUM OXIDE GRINDING WHEEL – 541

Use for de-burring, rust removal and general purpose grinding. For use with 402 mandrel.

EZ Lock™ ALUMINUM OXIDE EDGE GRINDING WHEEL – EZ541GR

Ideal for sharpening and grinding applications including edge grinding on metals, castings, welded joints, rivets, and rust. For use with EZ402 EZ Lock™ mandrel.

5/32"
4.0 mm

3/16"
4.8 mm

7/32"
5.6 mm

1"
25.4 mm

1/2"
12.7 mm

7/8"
22.2 mm

1-1/2"
38.1 mm



453 (x2)



454 (x2)



455 (x2)



500



516



541 (x2)



EZ541GR

CHAINSAW SHARPENING STONE SET | 458

Ideal for sharpening chain saw blades, quickly and easily. For use with A679 Sharpener attachment.

3 ASSORTED ACCESSORIES

Grinding/Sharpening - 453, 454, 455







FERROUS MATERIALS

ALUMINIUM OXIDE GRINDING STONES (ORANGE/BROWN)

Use on metals, castings, welded joints, rivets and rust. Ideal for sharpening, de-burring and general purpose grinding of most materials.



NON-FERROUS MATERIALS

NON-FERROUS MATERIAL Metals, or other solid matter, not containing iron.

SILICON CARBIDE GRINDING STONES (BLUE/GREEN)

Designed to work well on stone, glass, ceramics, porcelain and non-ferrous metals.



ROTARY TOOL ACCESSORIES



CUTTING

EZ Lock™ FIBERGLASS REINFORCED CUT-OFF WHEELS

Dremel EZ Lock™ system makes accessory changes 6X faster than using a standard mandrel.

DREMEL® EZ LOCK™

1-1/2"
38.1 mm



EZ409 (x5)

1-1/4"
31.8 mm



EZ426CU (x3)

1-1/2"
38.1 mm



EZ456(x5)

1-1/2"
38.1 mm



EZ476 (x5)

EZ Lock™ THIN REINFORCED CUT-OFF WHEEL – EZ409

Reinforced cut-off wheels for cutting metal. 2X more cuts compared with 409.

EZ Lock™ REINFORCED CUT-OFF WHEEL – EZ426CU

Reinforced cut-off wheels for cutting metal. 2X more cuts compared with 420.

EZ Lock™ REINFORCED CUT-OFF WHEEL – EZ456

Reinforced cut-off wheels for cutting metal. 2X more cuts compared with 426.

EZ Lock™ REINFORCED CUT-OFF WHEEL – EZ476

Reinforced cut-off wheel makes clean cuts in plastic.

EZ Lock™ STARTER KIT | EZ406

6 ASSORTED ACCESSORIES

- Cutting - EZ456 (x5)
- Miscellaneous - EZ402



EZ Lock™ REINFORCED CUT-OFF WHEEL BULK PACK | EZ456B

12 ASSORTED ACCESSORIES

- Cutting - EZ456 (x12)





METAL (Limited use on wood and plastic)

CUT-OFF WHEELS – 409, 420, 540 For slicing and cutting metal, light wood and plastic. Cut-off wheels make it easy to cut or slot bolts, screws, sheet metal, thin wood and plastic. The cut-off wheel cuts only along its edge. Do not attempt to sand or cut curved holes with them. Use with mandrel 402.

FIBERGLASS REINFORCED CUT-OFF WHEELS – 426, 456, 426B
Use with mandrel 402.

15/16"
23.8 mm
.025" thick

15/16"
23.8 mm
.040" thick

1-1/4"
31.8 mm
.0625" thick

1-1/4"
31.8 mm
.045" thick

1-1/2"
38.1 mm
.045" thick

Cut-off wheel
dispenser



409 (x36)



420 (x20)



540 (x5)



426 (x5)



456 (x10)



426B (x20)

WOOD

CUTTING/SHAPING CARBIDE WHEEL – 543 For cutting and shaping on soft and hard woods, fiberglass, plastics and laminates. Do not use on metal. Mandrel included.

EZ Lock™ WOOD CUTTING WHEEL – EZ544 For cutting soft and hard woods, fiberglass, plastics and laminates. Do not use on metal. For use with EZ Lock™ mandrel.

RIP/CROSSCUT BLADE – 546 Produce fine, clear, and straight cuts. Mini circular blade produces both cross cuts and rip cuts in wood, laminate, and plywood. Use with 670 Mini Saw Attachment only.

1 - 1/4"
31.8 mm
0.70" thick

1 - 1/2"
38.1 mm

1-1/4"
31.8 mm
.023" thick



543



EZ544



546



CUTTING

HARD MATERIALS

DIAMOND WHEEL – 545 Great for cutting, sawing, and carving of hard materials such as marble, concrete, brick, porcelain, ceramics, hard epoxy, soft and hard wood. Mandrel 402 is included.

EZ Lock™ DIAMOND WHEEL – EZ545 Diamond cutting wheel makes clean cuts in hard materials. For use with EZ Lock™ mandrel.

DRYWALL, MULTIPURPOSE, TILE AND GROUT

DRYWALL CUTTING BIT – 560* Gives you fast clean cuts in drywall.

MULTIPURPOSE CUTTING BIT – 561* Cuts hardwood up to 3/8" and softwood up to 5/8". Also cuts plastic, fiberglass, drywall, laminate, aluminum & vinyl siding.

TILE CUTTING BIT – 562** Cuts ceramic wall tile, cement board, and plaster.

* Use with 565 Multipurpose Cutting Guide.


** Use with 566 Tile Cutting Guide.

7/8"
22.2 mm



545

1 - 1/2"
38.1 mm



EZ545

1/8"
3.2 mm



560

1/8"
3.2 mm



561

1/8"
3.2 mm



562



GROUT REMOVAL

CARBIDE GROUT REMOVAL BITS – 569 AND 570[†] Ideal for replacing wall and floor grout or removing grout to replace broken tiles.

[†] Use with 568 Grout Removal Guide.



DRILLING

DRILL BIT SET – 628 Ideal for drilling into wood, plastics, or soft metals. Can be used with the 4486 Keyless Chuck or 4485 Collet Kit. 7 piece set.

BRAD POINT DRILL BIT SET – 631-01 Titanium coated brad points stay on center and begin drilling immediately. For use on wood.

GLASS DRILLING BITS – 662DR, 663DR Diamond tipped drill bits for use on glass and ceramic wall tile. Lubricant included.

DIAMOND DRILL FLIPBIT – 664DR Longer life and faster at eliminating material. FlipBit design lets you drill two hole sizes with one bit by simply flipping the bit over. Diamond coated flute length for each side is 12mm.



628





CLEANING/POLISHING

POLISHING ACCESSORIES – 414, 422, 429 Ideal for polishing metals and plastics. Using polishing compound 421 with wheels produces a high luster. Use 414, 422 and 429 with 401 Mandrel.

POLISHING CLOTH – 423E Made to take a smooth finish and polish it to a high luster. Use with either EZ402 or with 402. Mandrels sold separately.

POLISHING COMPOUND – 421 Use with felt or cloth accessories to polish metals and plastics. Compound will remove a dull oxidized film and/or light surface imperfections. A solid compound.

EMERY IMPREGNATED POLISHING WHEEL – 425 Ideal for general polishing of most ferrous metal, stone, glass and ceramic. Use with 402 mandrel.

RUBBER POLISHING POINTS – 461, 462, 463 Blue points for finishing and polishing all ferrous metals. Removes small burrs and scratch marks left by grinding and sanding, and cleans and defines grooves. Also effective on many stones and ceramics 3/32" shank size.

1/2"
12.7mm



414 (x6)

3/8"
9.5mm



422

1"
25.4mm



429

1"
25.4mm



423E

1"
25.4 mm



425 (x2)

1/4"
6.4 mm



461

1/4"
6.4 mm



462

1/4"
6.4 mm



463



421

CLEANING/POLISHING

POLISHING WHEEL – 520 Use for light stock removal and high luster polishing of metals and hard plastics. The wheel is impregnated with a silicon carbide abrasive and lubricant, eliminating the need for polishing compound.


NYLON ABRASIVE BRUSH – 538 Dremel's strongest and longest lasting brush. Extra-thick nylon bristles are coated with an abrasive grit for material removal on the toughest jobs. Use for de-burring metal or wood and for removing rust and paint.

BRISTLE BRUSHES – 403, 404, 405 Use for light de-burring, cleaning, polishing of silverware, jewelry, and other precious metals; can use with polishing compound.

CARBON STEEL BRUSHES – 428, 442, 443 Versatile brush for removing rust and corrosion, polish metal surfaces. De-burr and blend surface junctures, clean electrical components.

STAINLESS STEEL BRUSHES – 530, 531, 532 Stainless steel brushes do not cause "after-rust" when used on corrosive-resistant materials like pewter, aluminum, and stainless steel.

BRASS BRUSHES – 535, 536, 537 Brass brushes are non-sparking and softer than steel. They will not scratch soft metals like gold, copper, brass.



CARBON STEEL BRUSH SET 447

2 ASSORTED ACCESSORIES

Cleaning/Polishing - 428 (x1), 442 (x1)



STAINLESS STEEL BRUSH SET 448

2 ASSORTED ACCESSORIES

Cleaning/Polishing - 530 (x1), 531 (x1)



ROTARY TOOL ACCESSORIES



SANDING

DETAIL ABRASIVE BRUSHES – EZ471SA, EZ472SA, EZ473SA Great for detail cleaning and light sanding. Use on metal, glass, wood, aluminum, and plastics. Use with either EZ402 or 402.

FINISHING ABRASIVE BUFFS – 511E, 512E Great for cleaning and light sanding. Use on metal, glass, wood, aluminum, and plastics. The 512 very fine-grit buff is particularly ideal for removing tarnish from brass. Use 511E and 512E with either EZ402 or 402.

FLAPWHEELS – 502, 503, 504, 505 Flapwheels grind and polish flat or contoured surfaces. They are used most effectively as a finishing sander after heavier surface sanding and material removal is completed.

CARBIDE SHAPING WHEEL – 801 A powerful shaping tool that quickly and efficiently removes material. Easily creates compound curves and works on a variety of materials including woods, fiberglass, laminates, plastic, and leather. Mandrel included. Not to be used for cutting.

1" 25.4mm EZ LOCK COMPATIBLE			1" 25.4mm EZ LOCK COMPATIBLE		
EZ474SA					
EZ472SA	EZ471SA	EZ473SA	511E	512E	512E
Grit: 120 Fine	36 Extra Course	220 Very Fine	180 Very Fine	280 Extra Fine	320 Extra Fine
3/8" 9.5 mm	3/8" 9.5 mm	3/16" 4.8 mm	3/16" 4.8 mm	1-1/4" 31.8 mm	
502	503	504	505	801	
Grit: 80 Medium	120 Fine	80 Medium	120 Fine	60 Coarse	

DETAIL ABRASIVE BRUSH SET | EZ474SA

2 ASSORTED ACCESSORIES

Sanding - EZ471SA, EZ473SA





SANDING

SANDING BANDS – 408, 431, 432, 438, 445, 446 For rough shaping and smoothing wood and fiberglass; removing rust from metal surfaces; shaping rubber surfaces. Sanding bands are easily replaceable on drum mandrels.

SANDING DISCS – 411, 412, 413, EZ411SA, EZ412SA, EZ413SA For rough shaping and smoothing wood and fiberglass; removing rust from metal surfaces; shaping rubber surfaces. Use 411, 412, and 413 with mandrel 402. Use EZ411SA, EZ412SA, and EZ413SA only with the EZ402 mandrel.

1/2" DRUM MANDREL & SANDING BAND – 407 Includes one replaceable coarse 60 grit sanding band. Drum mandrel is compatible with all Dremel® 1/2" sanding bands including the 408, 432, and 445.

1/4" DRUM MANDREL & SANDING BAND – 430 Includes one replaceable coarse 60 grit sanding band. Drum mandrel is compatible with all Dremel® 1/4" sanding bands including the 431, 438, and 446.

PET NAIL GROOMING SANDING DISCS – SD60-PGA Gently grind, smooth, and shape your pet's nails and clean up rough nail edges. For use with AT01-PGA Nail Guard.

1/4" 6.4mm				1/2" 12.7mm				7/8" 22.2mm	
430 431 (x6) 432 (x6) 438 (x6)				407 408 (x6) 432 (x6) 445 (x6)				SD60-PGK (x10)	
Grit 60 60 120 240 Coarse Coarse Fine Very Fine				Grit 60 60 120 240 Coarse Coarse Fine Very Fine				Grit 60 Coarse	
3/4" 19.1mm			1-1/4" 31.8mm						
411 (x36) 412 (x36) 413 (x36)			EZ411SA (x5) EZ412SA (x5) EZ413SA (x5)						
Grit 180 220 240 Very Fine Very Fine Very Fine			Grit 60 120 240 Coarse Fine Very Fine						

SANDING DISC MULTI PACK | EZ414SA

5 ASSORTED ACCESSORIES

■ Sanding - EZ411SA (x2), EZ412SA (x2), EZ413SA



ROTARY TOOL ACCESSORIES

MISCELLANEOUS

MANDRELS AND COLLETS

MANDREL – 401 Use with 414, 422, and 429.


EZ Lock™ MANDREL – EZ402 Makes accessory changes 6X faster than using a standard mandrel. Use with EZ409, EZ426CU, EZ456, EZ411SA, EZ412SA, EZ413SA, EZ471SA, EZ472SA, EZ473SA, EZ476, 423E, 511E, 512E, EZ541GR, EZ544, EZ545, EZ545HP, EZ506HP, EZ511HP, and SD60PGK.

QUICK CHANGE COLLET NUT SET – 4485 Includes Collet Nut and 4 Collets.

KEYLESS CHUCK – 4486 Quickly and easily change accessories on Dremel Rotary Tools without changing collets. Accepts accessories with 1/32" - 1/8" shanks.

MANDREL – 402 Use with 409, 411, 412, 413, 420, 423E, 425, 426, 429, 456, EZ471SA, EZ472SA, EZ473SA, 511E, 512E, 540, and 541.

EZ DRUM SANDING MANDREL – EZ407SA Makes changing sanding bands 5X faster than using a standard mandrel. Resilient rubber sleeve forms around 4 tabs to keep accessory secure. Contoured collar holds entire assembly in place. Includes one sanding band. Compatible with 1/2" diameter bands (408, 432, and 445).



CARBON MOTOR BRUSHES

BRUSH	TOOLS	TYPE
90828*	232 & 332	
90930	275, 285, 300, 395 & 595	3, 4, 5 & 6
90930	6000	1 & 2
90930	100, 200, 275, 285, 300, 395, 595 & 3000	4, 5, & 6
90930	6000	1 & 2

BRUSH	TOOLS	TYPE
90931	398	
90935	732	
90940	4000	

* Available as service part only.

OTHER

WRENCH – 90962 For ease of changing bits.

DRESSING STONE – 415 Clean grinding wheels. Shape or reshape for desired applications.



90962*



415*

* Available as service part only.

ROUTING

ROUTER BITS For routing, inlaying, and mortising in wood and other soft materials. Use with Dremel® 335 Plunge Router Attachment or 231 Shaper/Router Table. Made of high speed steel.

3/32"
2.4 mm
Piloted
Beading



612

1/8"
3.2 mm
Corner
Rounding



615

1/4"
6.4 mm
Core Box



617

1/2"
12.7 mm
Chamfer



618

1/4"
6.4 mm
V-Groove



640

1/8"
3.2 mm
Straight



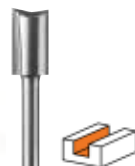
650

3/16"
4.8 mm
Straight



652

1/4"
6.4 mm
Straight



654

ROUTER BIT KIT | 692

For routing, inlaying and mortising in wood and other soft materials. Use with 335 Plunge Router Attachment and 231 Shaper/Router Table.

6 ASSORTED ACCESSORIES

Routing - 612, 615, 617, 618, 650, 654



MICRO ACCESSORY KITS



CLEANING/POLISHING KIT – 726

Polish a variety of materials to a high luster, clean those tough-to-reach areas, plus a whole lot more!

20 ASSORTED ACCESSORIES

- Cleaning/Polishing - 403, 404, 405, 414 (x6), 421, 422, 425 (x2), 428, 429 (x3), 520
- Miscellaneous - 401, 402



SANDING/GRINDING KIT – 727

Sharpen lawn tools, remove rust, sand down a sticking door, engrave on glass, plus a whole lot more!

31 ASSORTED ACCESSORIES

- Grinding/Sharpening - 932, 8193, 84922, 85422
- Cutting - 426
- Sanding - 407, 408 (x4), 412 (x15), 432 (x4), 511E- 180 grit
- Miscellaneous - 402



CARVING/ENGRAVING KIT – 729

Carve intricate details, etch glass, stoneware, terracotta, plus a whole lot more!

11 ASSORTED ACCESSORIES

- Carving/Engraving - 105, 106, 107, 108, 7103, 7134
- Grinding/Sharpening - 83142, 83322, 83702, 84922, 85602



GENERAL PURPOSE KIT – 730

Everything you need to cut, carve, sand, grind, clean, polish, plus a whole lot more!

52 ASSORTED ACCESSORIES

- Carving/Engraving - 194
- Grinding/Sharpening - 952, 85422
- Cutting - 409 (x36), 426
- Cleaning/Polishing - 403, 414 (x2), 421, 429 (x2)
- Sanding - 407, 408, 432 (x2)
- Miscellaneous - 401, 402



WOOD KIT – 733

Engrave and sand with ease!

20 ASSORTED ACCESSORIES

- Carving/Engraving - 190, 191, 194
- Sanding - 407, 408 (x2), 432 (x2), 411 (x10)
- Miscellaneous - 150, 402





METAL KIT – 734

The perfect kit to get you started on engraving, cutting, and grinding a multitude of metals!

16 ASSORTED ACCESSORIES

- Carving/Engraving - 107
- Grinding/Sharpening - 932, 953, 8193
- Cutting - 426 (x10)
- Cleaning/Polishing - 428
- Miscellaneous - 402



GLASS AND STONE KIT – 735 / 736

Engrave and polish jewelry, glass, and more!

8 ASSORTED ACCESSORIES

- Carving/Engraving - 7103, 7134
- Grinding/Sharpening - 83142, 84922
- Cleaning/Polishing - 425 (x2)
- Drilling - 664DR
- Miscellaneous - 402, Wrench



EZ LOCK™ SANDING/POLISHING KIT – EZ726

Polish a variety of materials to a high luster, clean those tough-to-reach areas, remove rust, plus a whole lot more!

8 ASSORTED ACCESSORIES

- Cleaning/Polishing - 421, 423E
- Sanding - EZ471SA, EZ472SA, 511E, 512E
- Miscellaneous - EZ402



EZ LOCK™ SANDING/GRINDING KIT – EZ727

Contains all of the sanding and grinding products a consumer needs.

18 ASSORTED ACCESSORIES

- Grinding/Sharpening - 952, 84922, EZ541GR
- Sanding - EZ407SA, EZ411SA (x2), EZ412SA (x2), EZ413SA (x2), 408 (x3), 432 (x3), 511E- 180 grit
- Miscellaneous - EZ402



EZ LOCK CUTTING KIT – EZ728

Re-slot a screw, cut conduit, sheet metal, rusted hose clamps, plus a whole lot more!

11 ASSORTED ACCESSORIES

- Cutting - EZ409 (x3), EZ456 (x4), EZ476 (x3)
- Miscellaneous - EZ402



MEGA ACCESSORY KITS



ALL-PURPOSE ACCESSORY KIT – 707-01

This versatile and re-usable accessory kit includes everything you need to cut, grind, sand, polish, drill, sharpen, clean and more.

75 ASSORTED ACCESSORIES

- Grinding/Sharpening - 952, 8193, 85422
- Cutting - 420 (x20), 540, 426, 191
- Cleaning/Polishing - 414 (x6), 429 (x4), 428, 421
- Sanding - 407, 408 (x4), 411 (x12), 413 (x12), 432
- Drilling - 150
- Miscellaneous - 401, 402



SUPER ACCESSORY KIT – 709-02

This versatile and re-usable accessory kit includes everything you need to cut, grind, sand, polish, drill, sharpen, clean and more.

110 ASSORTED ACCESSORIES

- Carving/Engraving - 191
- Grinding/Sharpening - 83142, 84922, 952, 953
- Cutting - 409 (x12), 420 (x12), 426, 540
- Cleaning/Polishing - 414 (x4), 421, 429 (x4)
- Sanding - 407, 408 (x6), 411 (x14), 412 (x13), 413 (x13), 430, 431 (x6), 432 (x6), 438 (x5)
- Miscellaneous - 401 (x2), 402, 415, Wrench



ALL-PURPOSE ACCESSORY KIT – 710-08

This versatile and re-usable accessory kit includes everything you need to cut, grind, sand, polish, drill, sharpen, clean and more.

160 ASSORTED ACCESSORIES

- Carving/Engraving - 191
- Grinding/Sharpening - 84922, 932, 952
- Cutting - EZ456 (x2), EZ476
- Cleaning/Polishing - 414 (x5), 421, 428, 429 (x5)
- Sanding - 407, 408 (x15), 411 (x25), 412 (x25), 413 (x25), 430, 431 (x15), 432 (x15), 438 (x15)
- Miscellaneous - 401, 402, EZ402, EZ495, Wrench





ALL-PURPOSE ACCESSORY KIT – 710-09

A complete start-up kit offering 180 genuine Dremel® accessories helpful for wide assortment of tasks including cutting, sanding, polishing, grinding, carving, and more.



180 ASSORTED ACCESSORIES

- Carving/Engraving - 191
- Grinding/Sharpening - 84922, 932, 952
- Cutting - EZ456 (x2), EZ476
- Cleaning/Polishing - 414 (x5), 421, 428, 429 (x5)
- Sanding - 407, 408 (x15), 411 (x32), 412 (x32), 413 (x31), 430, 431 (x15), 432 (x15), 438 (x15)
- Miscellaneous - 401, 402, 415, EZ402, Wrench, 490

ALL-PURPOSE ACCESSORY KIT – 712-01

This versatile and re-usable accessory kit includes everything you need to cut, grind, sand, polish, drill, sharpen, clean and more.



162 ASSORTED ACCESSORIES

- Carving/Engraving - 191
- Grinding/Sharpening - 84922, 932, 952
- Cutting - EZ456 (x2), EZ476
- Cleaning/Polishing - 414 (x5), 421, 428, 429 (x5)
- Sanding - 407, 408 (x15), 411 (x26), 412 (x26), 413 (x25), 430, 431 (x15), 432 (x15), 438 (x15)
- Miscellaneous - 401, 402, EZ402, Wrench, 490

EZ LOCK™ ALL-PURPOSE ACCESSORY KIT – EZ725

The EZ Lock™ All-purpose accessory storage kit is the first Dremel® accessory kit offering 100% all EZ Lock™ accessories.



70 ASSORTED ACCESSORIES

- Cutting - EZ544, EZ545, EZ476 (x2), EZ409 (x3), EZ456 (x4)
- Sanding - EZ407SA, EZ411SA (x6), 408 (x20), 432 (x20), EZ413SA (x6), 511E - 280 Grit, 512E
- Cleaning/Polishing - EZ423 (x3)
- Miscellaneous - EZ402

CLEANING



DREMEL®

THE MAKERS OF VERSATILE
TOOL SYSTEMS



WHAT IS A CLEANING TOOL?

Dremel's® approach to cleaning takes the “elbow grease” out of manual cleaning. Built with simplicity in mind, our cleaning system is designed to give you more clean with less effort through a waterproof assortment of tools and accessories. Get ahead of your cleaning with the fastest and most versatile power scrubbing tool in the market.

We call that Dremel® Cleaning.

HIGH-SPEED POWER CLEANER



DREMEL® VERSA™

Conquer the Clean-Up



Limited
Warranty



High Speed

Power through tough cleaning with 2,200 RPM.

Compact & Ergonomic

Designed to fit comfortably in one hand, while textured soft-grip offers comfort and control even in tight spaces.

Quick Change Accessories

Accessories changes are fast with the hook and loop interface. Switch between indoor and outdoor, dry and wet applications with ease.

USB Charging

2-hour, fast charging Lithium-Ion battery for superior and consistent speed.

MORE CLEAN. LESS EFFORT.™

 Waterproof*

*The IPX7 rating indicates the Dremel® Versa™ is protected from temporary immersion in liquids (with power off, the tool can be immersed in 3.28ft or 1 m of water for 30 minutes with no harmful effects).



■ Delicate

■ Everyday

■ Deep Cleaning

VERSA™ KIT PC10-04/PC10-05

- 4V Max Cordless Lithium-Ion Power Scrubber Cleaning Tool
- 3 Cleaning Pads, 1 Power Cleaner Bristle Brush, 1 Corner Brush
- 1 Backing Pad
- 1 Splash Guard Attachment
- USB Charger and Cord



5 ASSORTED ACCESSORIES

- 1 Non-Scratch Pad- PC363-3
- 1 Eraser Pad- PC362-3
- 1 Bristle Brush-PC364-3
- 1 Power Scrubber Corner Brush- PC369-1
- 1 Heavy-Duty Pad- PC361-3

VERSA™ ACCESSORY MEGA KIT PC500/PC501

- 15 Cleaning Pads
- 1 Corner Brush
- Textile Storage Bag
- Quick Start Guide

6 ASSORTED ACCESSORIES

- 3 Polishing Pad- PC366-3
- 3 Non-Scratch Pad- PC363-3
- 3 Eraser Pad- PC362-3
- 3 Kitchen Scour Pad- PC367-3
- 1 Power Scrubber Corner Brush- PC369-1
- 3 Extreme Scour Pad- PC368-3



VERSA™ ACCESSORY VARIETY PACK PC365-3

- 3 Cleaning Pads

3 ASSORTED ACCESSORIES

- 1 Non-Scratch Pad- PC363-3
- 1 Eraser Pad- PC362-3
- 1 Heavy Duty Pad- PC361-3



VERSA™ POWER CLEANER ACCESSORIES




■ Delicate

■ Everyday

■ Deep Cleaning

PC363-3



Non-Scratch Pad*

Non woven microfiber for cleaning without scratches different hard surfaces.

*Do not use on stainless steel.

PC366-3



Polishing Pad

Acrylic buffer ideal for polishing soft metals stainless steel, aluminum, natural stone, wood, and leather.

PC372-1



Kitchen Brush

Durable nylon bristles to clean most common water bottles, baby bottles, coffee mugs, tea pots, blender pitchers.

PC362-3



Eraser Pad

Micro-abrasive technology to clean hard surfaces (i.e. counter-tops, tempered glass, not painted walls); metal (i.e. non stainless steel appliances); plastic; wood.

PC364-1



Bristle Brush

Durable polypropylene bristles to scrub fabrics, plastic/laminate, aluminum/metal, ceramic/porcelain.

PC367-3



Kitchen Scour Pad

Silica woven to scrub food residual from pots & pans, other not coated nonstick cookware, stove & burners, oven racks, fridge shelves.

PC369-1



Corner Brush

Durable polypropylene bristles to clean corners and edges on hard surfaces, nooks & crannies on plastic/fabrics/metal.

PC370-2



Detail Brushes

Extremely durable nylon bristles to clean grout and crevices on tiled walls/floors, nooks & crannies on plastic/metal.

PC361-3



Heavy Duty Pad

Aluminum oxide woven for surface preparation such as sanding of wood, drywall, metal & metal welds, removing paint from wood, rust from metal.

PC368-3



Extreme Scour Pad

Silicon carbide woven recommended for deep cleaning of hard to remove dirt on non-delicate surfaces.

ACCESSORY QUICK START GUIDE



DREMEL® VERSA™ Power Scrubber Accessories Quick Start Guide

	PC366-3	PC363-3	PC372-1	PC362-3	PC367-3	PC364-3	PC369-1	PC3670-2	PC361-3	PC368-3
	Polishing Pad	Non Scratch Pad	Kitchen Brush	Eraser Pad	Kitchen Scour Pad	Bristle Brush	Corner Brush	Detail Brushes	Heavy Duty Pad	Extreme Scour Pad
Leather	•									
Fabrics						•	•	•		
Plastic/Laminate		•	•			•	•	•		
Wood	• ¹									
Silver, Brass, Copper, Chrome	•									
Aluminum/Metal	•	•	•	•		•	•	•		
Pots & Pans			•		• ²					
Stainless Steel	•		•							
Cast Iron										•
Grout										
Ceramic/Porcelain		•	•	•	•	•	•	•		
Concrete/Pavers										•
Natural Stone	•			•		•	•	•		•
Glass		• ³	• ³	• ³	• ³					
Paint & Rust Removal									•	•

■ Delicate
 ■ Everyday
 ■ Deep Cleaning
 • = Recommended

Always check for colorfastness when using with cleaning solution. Test first in a small, inconspicuous area. Allow to dry and observe any discoloration.

Do not use if surface appears damaged or color is affected.


1 Not for wood with high gloss and painted walls.

2 Not for aluminum, stainless steel, copper, and coated non-stick cookware.

3 Not for non-tempered glass and aquarium.



READ THE DREMEL® VERSA™ OPERATING INSTRUCTIONS BEFORE SETUP AND USE. FOLLOW ALL PRODUCT MANUFACTURER'S AND/OR CLEANING SOLUTION INSTRUCTIONS.




CORDLESS COMPACT 4V USB



DREMEL®

THE MAKERS OF VERSATILE
TOOL SYSTEMS



CORDLESS COMPACT TOOLS

Meet the new generation of Dremel® DIY. Focused on simplicity, our Cordless 4V USB tools delivers a variety of compact, intuitive, convenient tools to help you throughout your project journey. Do More, with Dremel.®

ELECTRIC SCREWDRIVER



DREMEL® ELECTRIC SCREWDRIVER



Limited
Warranty



Push & Go

The screwdriver starts with a simple push. Setting the switch in neutral locks the drive mechanism in place for manual use.

Overdrive Control

Prevent damaging the surface and stripping the hole.

Superior Torque


6 Torque settings and 360 RPMs for fast performance.

USB Charger

Fast and convenient charging.

7 Assorted Accessories

For the most common household needs.





ELECTRIC SCREWDRIVER KIT HSES-01

- 4V Max Dremel® Cordless Screwdriver
- Bit Extender
- USB Cable and Power Adapter

7 ASSORTED ACCESSORIES

- Phillips- PH1, PH2
- Hex- H5
- Square- R2
- Slotted- S6
- Torx- T20, T25





DREMEL® GLUE PEN



Limited
Warranty



Ready in an Instant

The Glue Pen heats in 15 seconds with a LED indicator telling you when it's ready for use. Once ready, it will run continuously for approximately 30 minutes.

Exact Application

The Glue Pen has a precision tip for fine detail and a reduced-drip nozzle for delicate projects.

Superior Design

The ergonomic pen shape of the tool provides extended comfort reducing hand fatigue. The Glue Pen's cordless design allows you to move freely around your craft space without getting tangled in a cord, and will hold a charge in storage for up to 18 months.

USB Charger

Fast and convenient charging.

15

Second Fast Heating



Precision Tip





GLUE PEN KIT HSGP-01

- 4V Max Dremel® Glue Pen
- 4 Glue Sticks
- USB Cable and Power Adapter



3-IN-1 DIGITAL LASER MEASURER



DREMEL® DIGITAL LASER MEASURER



Limited
Warranty



Precise

Measure up to 65 feet within 1/8 inch accuracy.

Convenient

With a simple one-touch operation, measure distance or area– the laser measurer can hold two measurements at a time.

Multifunctional

The wheel adapter measures straight, curved, and uneven surfaces. The tape measure adapter can measure 5ft of either distance or circumference.

±1/8" Laser Accuracy*

*Plus use-dependent deviation.



3-IN-1 DIGITAL LASER MEASURER HSLM-01

- Dremel® Laser Measurer Tool
- 2 AAA Batteries
- Wheel Adaptor
- Tape Adaptor

2 ASSORTED ATTACHMENTS

- Measuring Wheel Adaptor
- Measuring Tape Adaptor



CORDLESS FLASHLIGHT



DREMEL® FLASHLIGHT



Limited
Warranty



Superior Illumination

500 lumens provide superior illumination with clean white light. Adjust lighting with 3 beam light settings.

Versatile Uses

Water resistant design is ideal for outdoor use. Store in the house, the car, bags and more.

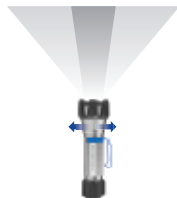
Drop Prevention

Rubberized front end prevents drop damage.

USB Charger

Fast and convenient charging.

500 Lumens



Adjustable Beam



CORDLESS FLASHLIGHT HSFL-01

- Dremel® Rechargeable Flashlight
- USB Charging Cable



ELECTRIC SCISSORS



DREMEL® ELECTRIC SCISSORS



Limited
Warranty

NEW!



Ultra Sharp Blades

Cut through a variety of thin to thick material with speed and ease.

Multi-Purpose Cutter

Cut through cardboard boxes, paper materials, fabrics and hard plastics.

Battery Light Indicator

Low battery (red light) power less than 49% (orange light) and power 50% or more (green light).

Integrated Lithium-Ion Battery

Long-lasting battery charge – holds a charge for 18 months while stored.

USB-C Rechargeable

Convenient charging system – 2.5 hour charge time.



Multi-Material





ELECTRIC SCISSORS KIT HSSC-01

- Dremel® Electric Scissors
- 2 Blade Attachments
- 1 USB-C Cable & Power Adapter



OSCILLATING MULTI-TOOLS



DREMEL®

THE MAKERS OF VERSATILE
TOOL SYSTEMS



DREMEL OSCILLATING TOOLS

Dremel® oscillating multi-tools and accessories offer Novice to Pro home renovators the solutions to tackle any project both inside and outside the home. Known for versatility, Dremel® oscillating is limitless in application: cut, sand, grind, scrape, plus remove grout and rust.

OSCILLATING MULTI-TOOLS



DREMEL® MULTI-MAX™ MM35

Repair. Remodel. Restore.™



Limited
Warranty



Powerful 3.5 Amp Motor
Easily tackles the toughest applications.

Variable Speed
OPM ranges from 10,000-21,000.

3.2 Degree Oscillation
Delivers a faster speed of cut.

Tool-less Accessory Change
Innovative design for quick, secure accessory change without a wrench.

Separate On/Off Switch
Retains speed setting for ease of use.



**Tool-less
Accessory
Change**





MULTI-MAX™ KIT MM35-01

- Dremel® Multi-Max™ MM35 Oscillating Tool

12 ASSORTED PIECES

- Cutting - MM435, MM482
- Sanding - MM14, MM70P (x3), MM70W (x6)
- Misc - Storage Bag



OSCILLATING MULTI-TOOLS



DREMEL® MULTI-MAX™ MM50

Repair. Remodel. Restore.™



Limited
Warranty



Powerful 5.0 Amp Motor

Electronic feedback control delivers pro performance while maintaining constant speed.

Unique Angled Body

For continuous comfort, reduced hand drag and improved control.

Variable Speed

OPM ranges from 10,000-21,000.

Tool-less Accessory Change

Innovative design for quick, secure accessory change without a wrench.

3.2 Degree Oscillation

Delivers faster and precise cuts.

Separate On/Off Switch

Retains speed setting for ease of use.

30% More Compact*

The small front end allows you to get into tight hard-to-reach spaces where others won't fit.

*Compared to MM40 and MM45



Tool-less
Accessory
Change



Low Vibration



MULTI-MAX™ KIT MM50-01

- Dremel® Multi-Max™ MM50 Oscillating Tool

30 ASSORTED PIECES

- Cutting - MM435, MM450, MM480, MM482 (x2)
- Sanding - MM14, MM70P (x12), MM70W (x12)
- Misc. - Storage Bag



OSCILLATING MULTI-TOOLS



DREMEL® MULTI-MAX™ MM20V

Repair. Remodel. Restore.™

2
YEAR

Limited
Warranty

NEW!



Powerful 20V Max Powered Motor
Delivers pro performance and maintains speed even under load.

Innovative Angled Body Design
Provides continuous comfort, reduced hand drag and improved control.

Variable Speed
OPM ranges from 10,000-20,000.

3.2 Degree Oscillation
Delivers a faster speed of cut.

Tool-less Accessory Change
Innovative design for quick, secure accessory change without a wrench.

Separate On/Off Switch
Retains speed setting for ease of use.



**Tool-less
Accessory
Change**





MULTI-MAX™ KIT MM20V-01

- Dremel® Multi-Max™ MM20V Oscillating Tool, Battery, Charging Dock

5 ASSORTED PIECES

- Cutting - MM480, MM482, MM485
- Misc - Dust Port Attachment, Storage Bag



MULTI-MAX™ KIT MM20V-02

- Dremel® Multi-Max™ MM20V Oscillating Tool, 2 Batteries, Charging Dock

5 ASSORTED PIECES

- Cutting - MM480, MM482, MM485
- Misc - Dust Port Attachment, Storage Bag



Two Battery Packs Included

OSCILLATING MULTI-TOOL OVERVIEW



Model	MM35	MM50	MM20V
AMPs/ Volts	3.5 AMPs	5.0 AMPs	20V Max
OPM	10,000–21,000	10,000–21,000	10,000–20,000
Electronic Feedback Control	No	Yes	Yes
Number of Speeds	Variable	Variable	Variable
Soft Grip	Yes	Yes	Yes
Separate On/Off	Yes	Yes	Yes
QuickFit™ Accessories	Yes	Yes	Yes
Weight	2.7 lb.	3.02 lb.	2.58 lb.
Warranty	2 year	2 year	2 year
Oscillation Degree	3.2	3.2	3.2
Power Source	Corded 120V	Corded 120V	20V Battery

OSCILLATING MULTI-TOOL ACCESSORIES

Dremel® Universal Quick Fit™ Blades are compatible with Dremel, Bosch, Makita, Milwaukee and Rockwell.

Dremel® Universal Dual Interface™ oscillating blades directly fit all oscillating tools* without the use of an adapter. Available exclusively at The Home Depot.

*Excluding StarLock.

CUTTING

Flush cut a baseboard to install new flooring or cut out drywall to install a new light switch.

WOOD & DRYWALL

**UNIVERSAL
QUICK-FIT™**

1-1/4"

MM480

1-1/4"

MM480B (x3)

1-1/4"

MM480X (x10)

2.95"

MM450

2.95"

MM450B (x3)

Special Applications

MM430 MM435

**DUAL
INTERFACE™**

1-1/4"

MM480U

1-1/4"

MM480BU (x3)

1-1/4"

MM480XU (x10)

2.95"

MM450U

2.95"

MM450BU (x3)

WOOD FINE CUT



1-7/8"



MM473U

1-7/8"



MM474U*

1-7/8"



MM476U

1-7/8"



MM479U

1-7/8"



1-7/8"



*Not sold individually

BI-METAL (WOOD AND METAL)



1-7/8"



MM452



3/4"



MM422U

1-1/4"



MM462U

FLUSH CUT BLADES



1-1/4"



MM422

1-1/4"



MM462

1-1/4"



MM482

1-1/4"



MM482B (x3)

1-1/4"



MM482X (x10)

2-3/4"



MM494

2-3/4"



MM494B (x3)



1-1/4"



MM422U

1-1/4"



MM462U

1-1/4"



MM482U

1-1/4"



MM482BU (x3)

1-1/4"



MM482XU (x10)

2-3/4"



MM494U

2-3/4"



MM494BU (x3)

CARBIDE FLUSH CUT BLADES



1-1/4"



MM485

1-1/4"



MM485B (x3)

1-1/4"



MM485X (x10)



1-1/4"



MM485U

1-1/4"



MM485BU (x3)

1-1/4"



MM485XU (x10)

OSCILLATING MULTI-TOOL ACCESSORIES

VARIETY PACKS


NIVERSAL QUICK-FIT™

1-1/4" 2.95" 1-1/4"



MM492

1-1/4"



MM488B



MM515

DUAL INTERFACE™

1-1/4"



MM488BU (x3)



MM515U



MM497U

CUTTING ACCESSORY KITS

NIVERSAL QUICK-FIT™



MM389



MM390



MM395



MM399

DUAL INTERFACE™



MM391U



MM392U



MM497U

GROUT REMOVAL

Remove wall and floor grout to free a broken tile. Available in a 1/8" size and a 1/16" size.

1/8" Grout
Removal Blade

1/16" Grout
Removal Blade

2.72" Grout
Removal Blade

NIVERSAL QUICK-FIT™



MM500



MM501



MM502

DUAL INTERFACE™



MM501U



GRINDING

Prepare surfaces for ceramic floor tile replacement. Use the diamond paper to remove cement, plaster, and thin-set mortar. Use the carbide rasp to grind and shape flat surfaces, cement, tile adhesives, stone and rasp wood.

60 Grit
Diamond Paper



MM910

Carbide
Rasp



MM920



SANDING

Restore windows, make stuck doors work, and remove rust from metal. Available in assorted grit for sanding wood, metal, plaster and a variety of other surfaces.

Hook &
Loop Pad



MM14



Universal
Hook & Loop Pad



MM14U



SANDING SHEETS

Paint

6 per pack: 80 (x2), 120 (x2), 240 (x2) Grit
18 per pack: 80 (x6), 120 (x6), 240 (x6) Grit



MM70P



MM80P

Wood

6 per pack: 60 (x2), 120 (x2), 240 (x2) Grit
18 per pack: 60 (x6), 120 (x6), 240 (x6) Grit



MM70W



MM80W

SCRAPING

Use the rigid scraper blade for removing stuck vinyl flooring, carpeting and carpet pad, and the flexible scraper blade for projects such as removing old caulking around the tub or shower.

1.57" Rigid
Scraper Blade

1.97" Flexible
Scraper Blade



MM600



MM610



1.57" Rigid
Scraper Blade

1.97" Flexible
Scraper Blade



MM600U



MM610U

MM620 Kit (MM600U + MM610U)



COMPACT MULTI-SAWS



DREMEL®

THE MAKERS OF VERSATILE
TOOL SYSTEMS



WHAT IS A DREMEL® COMPACT MULTI-SAW?

Dremel® Ultra-Saws are powerful, versatile, and compact saw which use abrasive 3.5"- 4" wheels to cut through virtually any material with ease. Designed to keep you in control, the ergonomic design provides comfort with excellent clear line of sight when making straight, flush or plunge cuts in wood, plastic, metal, tile, and more. Plus, the Dremel® Ultra-Saws™ offers even more capability such as surface preparation to remove paint, rust, and thin-set. With the largest accessory assortment in the category, Ultra-Saw™ offers a simple solution with endless possibilities.



DREMEL® US20V CORDLESS ULTRA-SAW™

2
YEAR

Limited
Warranty

3 in 1



Cuts Widest Variety of Materials

Cuts wood, plastic, metal, tile, masonry, and more.

Adjustable Depth Guide

Cuts up to $\frac{3}{4}$ " depth into materials such as wood, metal, tile, plastic, laminate, masonry and more.

Clean Cuts

Abrasive technology delivers smooth finished cuts.

Easy to Use

Soft start gradually increases speed for improved stability and control.

Robust Metal Guard

Specialized to tackle difficult applications such as metal and tile cutting.

Clear Line of Sight

Provides easy visibility for precise and confident cuts.

Integrated Soft Start

Gradually increases speed for improved stability and control making it easy to use.

Dust Extraction Port

To keep areas clean while you cut.

Auxiliary Handle

Provides control and balance during use.

Extended Soft Grip

For added comfort.

Large Metal Foot

For stability and control over different cut lengths.



Two Wheel Positions



ULTRA-SAW™ KIT US20V-01

- Ultra-Saw™ US20V Tool, 20V Max Batteries (x1), Charger (x1), Auxiliary Handle; Edge Guide; & Dust Port

3 ASSORTED ACCESSORIES

- Cutting - US500, US510, US540



ULTRA-SAW™ KIT US20V-02

- Ultra-Saw™ US20V Tool, 20V Max Batteries (x2), Charger (x1), Auxiliary Handle; Edge Guide; & Dust Port

3 ASSORTED ACCESSORIES

- Cutting - US500, US510, US540



2 CUTTING WHEEL POSITIONS



Interior Position
For standard straight cuts.



Exterior Position
For flush cuts or surface preparation.





DREMEL® US40 ULTRA-SAW™

3 in 1



Limited
Warranty



Cuts Widest Variety of Materials

Cuts wood, plastic, metal, tile, masonry, and more.

3 Applications in 1 tool

For flush cuts, rip cuts and material removal.

Integrated Soft Start

Gradually increases speed for improved stability and control making it easy to use.

Increased Power And Larger Wheels –

Faster cutting and improved performance.

Adjustable Depth Guide

Cuts up to 3/4" depth into materials such as wood, metal, tile, plastic, laminate, masonry and more.

Clean Cuts

Abrasive technology delivers smooth finished cuts.

Powerful 7.5 Amp Motor

For tough applications.

Robust Metal Guard

Specialized to tackle difficult applications such as metal and tile cutting.

Clear Line of Sight

Provides easy visibility for precise and confident cuts.

Two Wheel Positions

Provide versatility for straight and flush cuts, plus surface preparation applications.



Two Wheel Positions

ULTRA-SAW™ KIT US40-04


- Ultra-Saw™ US40 Tool, Handle Attachment

3 ASSORTED ACCESSORIES

- Cutting - US500, US510, US600



2 CUTTING WHEEL POSITIONS



SAW

Interior Position

For standard straight cuts.



FLUSH CUT



SURFACE PREP

Exterior Position

For flush cuts or surface preparation.

ULTRA-SAW™ ACCESSORIES

LARGEST ACCESSORY SYSTEM IN THE CATEGORY.

Premium Carbide Wood & Plastic Cutting Wheel



US500

Metal Cut-Off Wheel



US510

Masonry Cutting Wheel



US520

Diamond Chip Concrete & Thinset Surface Prep Wheel



US410

Paint and Rust Surface Prep Wheel



US400

Premium Carbide Wood and Plastic Flush Cutting Wheel



US600

Diamond Grit Metal Cutting Wheel



US550

Diamond Tile Cutting Wheel



US540

6-Piece Cutting Wheel Kit
US500(x2), US510(x3), US540(x1)



US700



US725

SPECIALTY TOOLS



DREMEL®

THE MAKERS OF VERSATILE
TOOL SYSTEMS



WHAT IS A SPECIALTY TOOL?

For dedicated projects where a multi-purpose tool just won't do, Dremel® Specialty Tools have you covered. From engraving and soldering, to scroll cutting and precision carving, the tool line-up includes the features to complete a project effortlessly, and the accessories to make it efficient. Cut wood, carve stone, fuse rope, engrave glass and more with the versatile line of Specialty Tools.

MOTO-SAW™ TOOL SYSTEM



DREMEL® MOTO-SAW™

Portable. Precise. Easy™



Limited
Warranty

2 in 1



Detachable Coping Function

For handheld use to take the tool to the work piece.

Auto Tensioning Quick Change

For easy accessory change and optimal tensioning.

Clamp Base

Attaches to various tables, benches and surfaces.

Variable Speed Control

For optimal cutting in a variety of materials.

Dust Port Adapter

Keeps line of sight clear and work space clean.

1,500–2,250 SPM

2.4 lbs

MOTO-SAW™ KIT MS20-01

- Dremel® MS20 Moto-Saw,™ Fast Clamp Base Vacuum Adapter, Storage Case

10 ASSORTED ACCESSORIES

- Cutting - MS51 (x4), MS52 (x4), MS53, MS50





MOTO-SAW™ ACCESSORIES

Side Cutting
Wood & Plastic

Wood &
Plastic

Fine Wood

Metal

MS50 (x4)

MS51 (x4)

MS52 (x4)

MS53 (x4)

4" Long Blades (standard scroll saw blades are 5")

DREMEL® VERSAFLAME™

2
YEAR

Limited
Warranty



Integrated Ignition Button

Easy startup, no independent ignition tool required.

Variable Temperature and Flame Control

Versatile use in both torch and flame mode.

Detachable Base

For hands-free operation.

Filling Valve

Allows for quick recharge.

VERSAFLAME™ KIT 2200-01

- VersaFlame™ Multi-function Butane Torch
- 4 Tips: Soldering, Blower, Deflector, Flame Diffuser
- Solder, Sponge, Tin, Wrench
- Storage Case



DREMEL® VERSATIP™

2
YEAR

Limited
Warranty



Integrated Ignition Trigger

Easy startup, no independent ignition tool required.

Safety Lock

Prevents accidental ignition.

Flame Control Slider

Lets you select the right temperature for your project.

Filling Valve

Allows for quick recharge.

VERSATIP™ KIT 2000-01

- VersaTip™ Butane Soldering Torch
- 6 Tips: Soldering, Cutting Knife, Shaping Knife, Hot Air, Wide Blower, Deflector
- Solder, Sponge, Storage Tins, and Wrenches
- Protective Cap, Storage Case, Manual



ENGRAVER

DREMEL® ENGRAVER

2
YEAR

Limited
Warranty

Identify and personalize your valuables. Use for decorative engraving. Engraves metal, glass, wood, plastic, and ceramics. Holding area allows for extended use. Soft grip adds extra comfort and control.

Motor: 120V, AC/115V, 60Hz, .2 amps/0,2 A
Strokes: 7,200/SPM | Tool Weight: 12 oz. (340 g)

ENGRAVER KIT 290-01*

- Engraver Tool, Letter / Number Template
- Carbide Point (9924)



ENGRAVER ACCESSORIES

Carbide Point – 9924 For most applications

Diamond Point – 9929 For continuous use



DREMEL®

Need Help? • ¿Necesitas ayuda? • Desoin d'aide?



U.S.A
1-800-437-3635
Canada
1-888-285-3476
MSDS/SDS
1-877-303-0891
dremel.com

Scan with Phone • Escanear con del teléfono
Numériser avec du téléphone



@DREMEL

Wholesale product purchase, new account setup, or any other account inquiries can be directed to 1-800-4DREMEL (1-800-437-3635) or emailed to our customer service team through our website us.dremel.com/en_US/contact-us.