




RIBA LED Striplights

Cat. No. LDR01N700/36, LSL013K

Instruction Sheet



Class II Construction

Please read instruction sheet before commencing installation.

1 Description

Cat no.	Description	Contents	Power Input	Voltage	Lumens	Length	Colour Temp
LDR01N700/36	LED Striplight Kit (non-dimmable)	- 1 LED Striplight 1 metre length - 1 connector - 1 connecting cable - 1 power cord - 1 driver	36W Max.	12V	600lm^	1m	3000K
LSL013K	LED 1m Striplight	- 1 LED Striplight 1 metre length - 1 connector	7.2W	12V	600lm^	1m	3000K

2 Compatibility

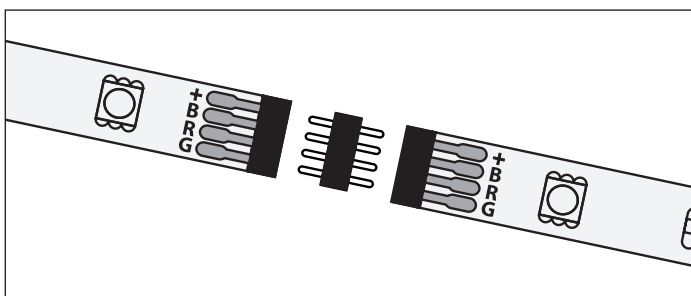
The LED Striplight Kit (CAT. LDR01N700/36) is compatible with the LED Striplight 1 metre strips (CAT. LSL013K).
The driver supplied (CAT. LDR01N700/36) can take a maximum of 5 x 1 metre LED strips (CAT LSL013K).

3 Installation

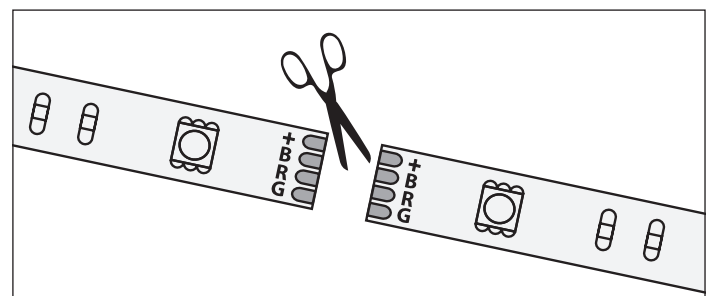
Follow the steps below.

A. Adjust the LED strip to the desired length.

To lengthen the strip: add up to 4 additional LED strips (CAT. LSL013K) to a maximum length of 5 metres. Ensure matching polarity.



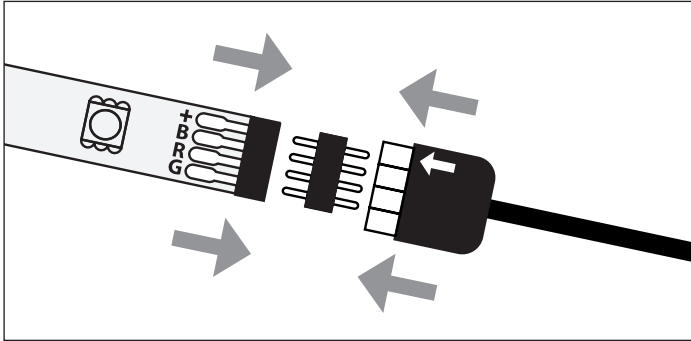
To shorten the strip: scissor markings allow cutting of the strip every 100mm.
Important: Once a strip is cut, it cannot be connected to another strip. Only the last strip can be cut.



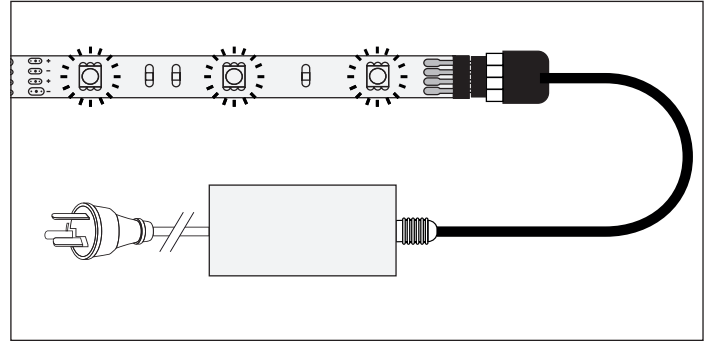
3 Installation continued

B. Connect the LED strip to the driver.

Ensure the "+" symbol on the LED Striplight matches the "←" on the connector.

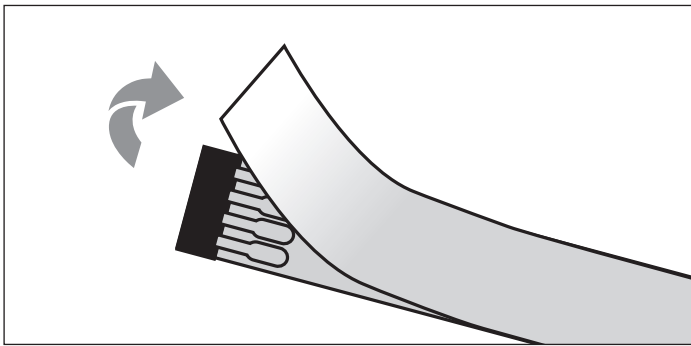


Connect the driver to the powerpoint and switch on. Check that all LED strips are working. If this is not the case, switch off and adjust the connectors.



C. Positioning the LED Striplight strip.

Prepare the intended surface with a damp cloth. Ensure any dirt or other material is removed. Peel off the backing paper and attached the LED strip on to the flat surface.



* Not recommended for low energy plastics (polypropylene, polyethylene).

^ Lumen values quoted are typical and can vary at different colour temperatures and between manufacturers.

Disclaimers

1. This product must be installed and used as per these instructions. 2. This product should only be cleaned with a damp cloth. Cleaning agents and solvents should not be used. 3. This product is not dimmable. 4. This product has been designed to minimise the effects of interference from off peak electricity signals. Interference in the form of light flicker is still possible in some cases depending on proximity to the signal injection point. 5. This product contains no serviceable parts and no attempt should be made to repair this product. If the product is faulty it should be discarded. 6. Severe electromagnetic interference from other products may cause malfunction of this product. 7. The material in this product may vary in colour from batch to batch. Colour matching from one batch to another cannot be guaranteed. 8. Electrical installations periodically receive transient over voltages. This product has been designed to minimise the effect of such voltages on connected equipment. It may not give full protection for extreme over voltage transients such as those resulting from a close lightning strike. 9. Lamp LED life is an average and will be reduced by frequent switching. 10. This product utilises intellectual property in the form of registered designs, trademarks, and/or patents. Such intellectual property remains the property of HPM Legrand in all cases. 11. HPM Legrand reserves the right to modify the specifications of this product at any time.

Warranty

HPM Legrand warrants this product for a period of 3 years from the date of purchase.

These goods come with guarantees that cannot be excluded under the Australian and New Zealand Consumer Laws. You are entitled to a replacement or a refund for a major failure and for compensation for any other reasonably foreseeable loss or damage. You are also entitled to have the goods repaired if the goods fail to be acceptable quality and the failure does not amount to a major failure.

See the Warranty card enclosed with this product for further details.

Customer Service

For all Customer Service and Technical Support please call Monday to Friday during business hours.

HPM Legrand Australia
1300 369 777
www.hpm.com.au

HPM Legrand New Zealand
0800 476 009
www.hpm.co.nz

ABN: 31 000 102 661

A Group brand | 

07_2014

LED07093AFA