

### ProLine® & ProLine® Master Electric

#### Features

##### Energy Savings

- Meets and exceeds NRCan energy efficiency standards
- All models available meet provincial energy efficiency requirements
- Styropour® base for added energy efficiency

##### Designed for Performance


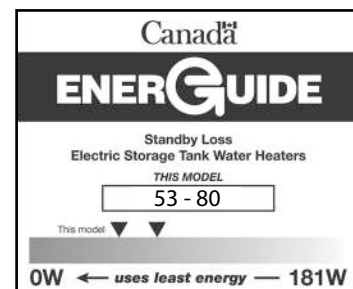
- ProLine® and ProLine® Master models are residential water heaters with commercial-grade quality
- Factory-installed plastic-lined heat trap nipples
- Exclusive TankSaver® design to prolong tank life
- Glass lining provides superior protection against tank corrosion
- Thermostatically controlled, long life elements
- Brass drain valve
- CFC-free foam insulation

##### Serviceability

- Conveniently located T&P and drain valve for ease of installation and serviceability
- Top-mounted heavy duty anode rod for added tank protection

##### Exclusive Design

- The exclusive TankSaver® design aids the glass lining process to ensure optimum coverage, and guards tank openings for watertight connections



#### WARRANTY

6 year limited tank and parts on ProLine® models  
 8 year limited tank and parts on ProLine® Master models  
 2 or 4 year tank warranty extension kits are available  
 for 6 year models



### SPECIFICATIONS

Model	Series	Capacity			Elements (Upper and Lower)		Standby Loss WATTS	Energy Factor	First Hour Rating GPH (LPH)	Height to Top of Tank A IN (CM)	Diameter B IN (CM)	Shipping Weight LB (KG)	Warranty Tank/Parts Years
		IG	USG	LITRES	WATTS	VOLTS							
<b>TOP ENTRY</b>													
E50TE-30208	250	40	50	182	3000	208	53	0.92	60 (227)	48¾ (124)	22 (56)	125 (57)	6/6
E50TE-30240	250	40	50	182	3000*	240	53	0.92	60 (227)	48¾ (124)	22 (56)	125 (57)	6/6
E50TE-38240	250	40	50	182	3800**	240	53	0.92	60 (227)	48¾ (124)	22 (56)	125 (57)	6/6
E50TE-45208	250	40	50	182	4500	208	53	0.92	60 (227)	48¾ (124)	22 (56)	125 (57)	6/6
E50TE-45240	250	40	50	182	4500***	240	53	0.92	60 (227)	48¾ (124)	22 (56)	125 (57)	6/6
E50TE-55208	250	40	50	182	5500	208	53	0.92	60 (227)	48¾ (124)	22 (56)	125 (57)	6/6
E50TE-60240	250	40	50	182	6000****	240	53	0.92	60 (227)	48¾ (124)	22 (56)	125 (57)	6/6
E80TE-30208	250	60	80	287	3000	208	78	0.90	81 (307)	60½ (154)	24 (61)	170 (77)	6/6
E80TE-30240	250	60	80	287	3000*	240	78	0.90	81 (307)	60½ (154)	24 (61)	170 (77)	6/6
E80TE-38240	250	60	80	287	3800**	240	78	0.90	60 (227)	60½ (154)	24 (61)	170 (77)	6/6
E80TE-45208	250	60	80	287	4500	208	78	0.90	60 (227)	60½ (154)	24 (61)	170 (77)	6/6
E80TE-45240	250	60	80	287	4500***	240	78	0.90	81 (307)	60½ (154)	24 (61)	170 (77)	6/6
E80TE-55208	250	60	80	287	5500	208	78	0.90	81 (307)	60½ (154)	24 (61)	170 (77)	6/6
E80TE-60240	250	60	80	287	6000****	240	78	0.90	81 (307)	60½ (154)	24 (61)	170 (77)	6/6
<b>TOP ENTRY</b>													
E50TEM-30240*	250	40	50	182	3000*	240	53	0.92	60 (227)	48 (122)	22 (56)	122 (55)	8/8
E50TEM-38240*	250	40	50	182	3800**	240	53	0.92	60 (227)	48 (122)	22 (56)	122 (55)	8/8
E80TEM-45240*	250	60	80	287	4500***	240	78	0.90	81 (307)	60½ (154)	24 (61)	170 (77)	8/8
<b>BOTTOM ENTRY</b>													
E50BE-30208	250	40	50	182	3000	208	65	0.91	60 (227)	48 (122)	22 (56)	122 (55)	6/6
E50BE-30240	250	40	50	182	3000*	240	65	0.91	60 (227)	48 (122)	22 (56)	122 (55)	6/6
E50BE-45208	250	40	50	182	4500	208	65	0.91	60 (227)	48 (122)	22 (56)	122 (55)	6/6
E50BE-45240	250	40	50	182	4500***	240	65	0.91	60 (227)	48 (122)	22 (56)	122 (55)	6/6
E80BE-30208	250	60	80	287	3000	208	80	0.90	81 (307)	60½ (154)	24 (61)	170 (77)	6/6
E80BE-30240	250	60	80	287	3000*	240	80	0.90	81 (307)	60½ (154)	24 (61)	170 (77)	6/6
E80BE-45208	250	60	80	287	4500	208	80	0.90	81 (307)	60½ (154)	24 (61)	170 (77)	6/6
E80BE-45240	250	60	80	287	4500***	240	80	0.90	81 (307)	60½ (154)	24 (61)	170 (77)	6/6

\* Model has incoloy elements

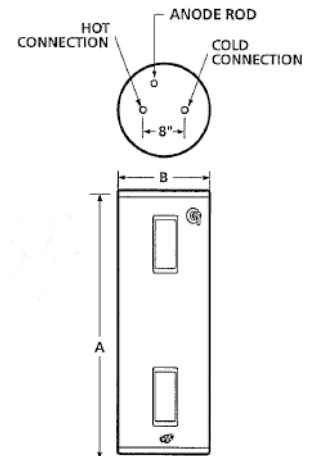
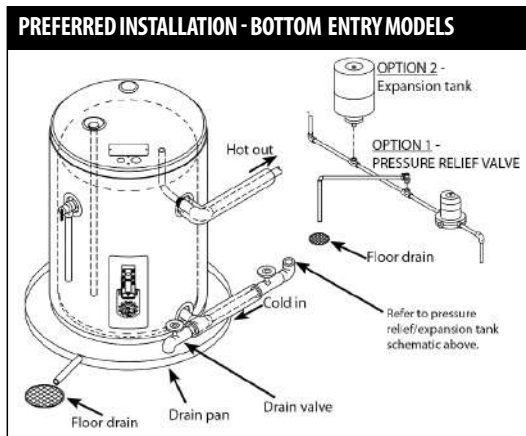
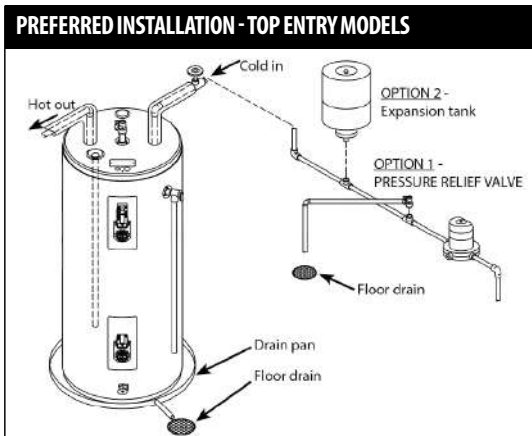
All models comply with national energy efficiency regulations.

\*Model is dual-rated. At 208V wattage is 2253.

\*\*Model is dual-rated. At 208V wattage is 2854.

\*\*\*Model is dual-rated. At 208V wattage is 3380.

\*\*\*\*Model is dual-rated. At 208V wattage is 4507.



All John Wood electric water heaters listed on this spec sheet have a maximum temperature setting of 150°F.